

2025
**Appendix 4D &
Half-year Report**
31 December 2024

Appendix 4D

Half year report Period ending on 31 December 2024

Name of entity

DTI Group Ltd

ABN or equivalent company
reference

15 069 791 091

The information contained in this report relates to the following years:

Current half-year ended 31 December 2024

Previous half-year ended 31 December 2023

Results for announcement to the market

				\$000s
Revenue	Increased	2.6%	To	4,263
Losses after tax attributable to members	Decreased	28.4%	To	(788)
Losses after tax attributable to owners of the parent	Decreased	28.4%	To	(788)

Dividend payments	Amount per security	Franked amount per security
<u>Year ended 30 June 2024</u> Final dividend (cents per share)	-	-
<u>Half year ended 31 December 2024</u> Interim dividend (cents per share)	-	-
Record date for determining entitlement to dividend	n/a	
Date the interim 2024 dividend is payable	n/a	

Net tangible assets	Current HY \$	Previous HY \$
Net tangible assets per ordinary security	\$0.001	\$0.01

Total interim dividend to be paid on all securities	Current HY \$	Previous HY \$
Ordinary securities	nil	nil

Audit/review status


This report is based on accounts to which one of the following applies: (Tick one)			
The accounts have been audited		The accounts have been subject to review	<input checked="" type="checkbox"/>
The accounts are in the process of being audited or subject to review		The accounts have not yet been audited or reviewed	

If the accounts contain an independent audit report or review that is subject to a modified opinion, emphasis of matter or other matter paragraph, a description of the modified opinion, emphasis of matter or other matter paragraph:

Emphasis of matter relating to going concern

The above information should be read in conjunction with the attached Half Year Report for the period ending 31 December 2024.

This report is based on accounts that have been reviewed.



Greg Purdy
Chairman

Date: 28 February 2025



2025 Half-year Report



2025 Half-year Report

Contents

Contents	2
Directors' Report	3
Board of Directors	3
Condensed Consolidated Statement of Profit or Loss and Other Comprehensive Income ...	8
Condensed Consolidated Statement of Financial Position	9
Condensed Consolidated Statement of Changes in Equity	10
Condensed Consolidated Statement of Cash Flows	11
Notes to the Condensed Consolidated Financial Statements	12
Directors' Declaration	17
Independent Auditor's Review Report	18
Auditor's Independence Declaration	20
Corporate Directory	21

Directors' Report

In compliance with the provisions of the Corporations Act (2001), the Directors of DTI Group Ltd ("DTI" or "Company") present the financial report of the Company and its subsidiaries ("Group") for the half year ended 31 December 2024.

Board of Directors

GREG PURDY

Non-Executive Chairperson



Mr. Purdy is an experienced corporate executive in the technology and communications sectors and has led major technology projects throughout his career. Mr. Purdy is a former senior executive with NTT Data, Hewlett Packard, Telstra, and the Tenix Group.

STEVE GALLAGHER

Non-Executive Director



Mr. Gallagher has experience in industrial automation, building technology, power systems and payment solutions and has held senior executive positions with a range of engineering technology companies including Vix Technology, ERG Ltd and Siemens AG. More recently Steve has been a director of several listed and public companies including Hong Kong listed CCRTT, Optal Ltd, Vix Technology Ltd, KubaPay, Littlepay, Orbital UAV and Snapper Services.

ANDREW LEWIS

Non-Executive Director



Mr. Lewis was appointed to the Board on 16 October 2018. Mr. Lewis holds a Bachelor of Economics from Monash University and has a background in real estate, hospitality and project management and currently holds a senior management position with Morris Group, a privately held business operating across the tourism, hospitality, renewable energy, finance, technology, and aviation sectors.

CHRIS AFENTOULIS

Non-Executive Director



Mr. Afentoulis was appointed to the Board on 19 November 2019. Mr. Afentoulis is a qualified chartered accountant and a graduate of the Australian Institute of Company Directors. With more than 16 years' experience in professional services and senior executive positions including finance, management, and corporate strategy with multiple IT service and technology companies.

PAUL GILLESPIE

Non-Executive Director



Mr. Gillespie joined the Board in November 2022 and has over 20 years of experience in the Smart Parking and Transportation marketplace where he has held several leadership positions. Mr. Gillespie is currently the Managing Director and CEO of ASX listed, Smart Parking, (ASX:SPZ), a position he has held since January 2013. Before joining Smart Parking, Paul was a leading figure in the UK parking industry, having held senior positions at Xerox Parking Services where he was successful in leading two business units providing hardware and software solutions to a variety of public and private organisations.

Company Secretary

Mr. Harry Miller

Mr Miller's appointment was effective on the 22nd of August 2022.

Mr Miller has over 7 years of audit, compliance, and company secretarial experience across several sectors. He presently acts as the Company Secretary for multiple ASX listed and private companies.

Mr Miller's qualifications include a Bachelor Commerce, Economics & Finance, University of Notre Dame Australia and Master of Professional Accounting, University of Notre Dame Australia.

Principal activities

The principal activities of the Group for the financial period were the development, manufacture and supply of integrated surveillance, passenger communication systems, telematics and fleet management solutions for the global mass transit industry and other related markets.

There were no significant changes in the nature of the activities of the Group during the period.

Operating and Financial Review

DTI's customers are transit agencies, transit vehicle manufacturers and transit operators. The Company offers the following products and services:

- Advanced surveillance solutions:
 - specialised hardware systems incorporating video, audio, GPS tracking, communications, and high-speed recording technology; and
 - sophisticated device and data management software to provide comprehensive, fleet-wide, CCTV and vehicle management solutions.
- Passenger communication solutions:
 - specialised hardware systems such as graphical and high brightness displays;
 - public address and hearing aid loop communications, passenger emergency communications;
 - driver awareness systems incorporating live viewing of passengers, supported by sophisticated device and content management software to provide a comprehensive, fleet-wide, passenger information management solution; and
 - real time passenger information presentations and infotainment systems on graphical displays.
- Video analytics:
 - patented algorithms to capture the intersection point between the overhead power line and the pantograph arm; and
 - advanced machine learning algorithms for driver monitoring and object detection.
- Telematics solutions:
 - integration to vehicle systems to provide real time information;
 - Liveview surveillance cameras;
 - Customised operational reporting.

- Managed services:
 - video management, vehicle data analysis and monitoring, schedule adherence analysis; and
 - IT infrastructure, help desk, technical support, monitoring, and first-line maintenance.

DTI markets and distributes its product range to customers worldwide, both directly and in conjunction with a network of integrators and business partners.

Shareholder returns

The table below sets out summary information about the Group's earnings and movement in shareholder wealth for the half year ended 31 December 2024.

		31 December 2024	31 December 2023
Operating Revenue	\$	4,262,742	4,155,640
EBITDA / (negative EBITDA)	\$	(243,538)	(853,080)
EBIT / (negative EBIT)	\$	(554,797)	(1,059,340)
Net loss after tax	\$	(787,623)	(1,099,417)
Basic loss per share	cps	(0.18)	(0.25)

Net profit/(loss) amounts have been calculated in accordance with Australian Accounting Standards (AASBs).

During the half year ended 31 December 2024, DTI reported revenue of \$4.26 million (Dec 2023: \$4.15 million), a 2.6% per cent increase attributed to the timing of major project deliveries, commencement of new projects and availability of products.

DTI recorded negative EBIT of \$0.555 million (Dec 2023: negative \$1.059 million). Gross margin was \$0.152M higher than the PCP with a 2.56% improvement (2024: 43.10%, 2023: 40.54%) in the gross margin percentage.

Operational & Corporate expenses were \$0.450 million (18%) lower than the comparison period.

Cash Flow

Negative operating cash flow of \$0.836 million (Dec 2023: positive \$0.207 million) for the half-year.

\$0.121 million was applied to investments in plant & equipment and other assets. Financing inflows amounted to \$0.913 million.

Financial Position

As at the conclusion of the half year, DTI maintained positive cash reserves of \$0.446 million. Net assets were \$3.1 million including the \$0.446 million in cash. Current assets and liabilities were \$7.8 million and \$7.2 million respectively.

Review of principal business

DTI wins contract with Adelaide Metro Operations Pty Ltd

DTI Group was awarded the contract by Adelaide Metro Operations Pty Ltd for the design, manufacture and supply of a public address, closed circuit television and information system (PACIS) for the upgrade of the Citadis and Flexity Torrens Connect Trams in Adelaide. The contract value is in excess of AUD\$4 million commencing in September 2024 with all works scheduled to be completed by February 2027.

DTI signs Master Framework Agreement with Siemens Mobility GmbH

DTI entered into a global Master Framework Agreement with Siemens Mobility GmbH providing world-wide uniform purchasing conditions for DTI's public address, closed circuit television and information system (PACIS) systems. DTI has provided a number of proposals to Siemens which will be governed by the agreement if awarded to DTI.

Continued development of DTI Central

DTI is continuing its investment in the development of its flagship back office software solution, DTI Central. This software enables customers to efficiently manage their onboard systems, remotely request and retrieve footage, live view directly into their vehicles and automatically capture user defined events such as duress alarms and driving behaviour. During the quarter DTI launched a video wall feature allowing operators to live view up to 16 vehicle camera feeds concurrently. Customers are now also able to schedule reports to be run and emailed automatically which includes links to footage of events.

197 new surveillance systems utilising over 1,500 cameras were sold in the half to both Australian and International customers.

Long-term maintenance and support services continued to be provided to municipal transit authorities in Australia (Brisbane City Council, Public Transit Authority of Western Australia, Department of Planning, Transport and Infrastructure of South Australia), the City of Cape Town in South Africa and multiple rail operators in the UK.

Strategy and Outlook

DTI continues to execute its strategy of developing surveillance, communication and passenger information products and solutions for the mass transit industry with a focus on the rail, light rail, truck, and bus verticals. DTI continues to refresh the hardware and software suite to meet and exceed the evolving needs of our current and future customers.

DTI continues to submit an increased number of proposals to both vehicle manufacturers and operators. Proposals have been submitted for multi-year projects in Australia for both the rail and bus sectors, these contracts will be awarded in Q3 and Q4 FY25. Proposals have been submitted for international rail projects in Germany, the U.S.A., New Zealand, India and Malaysia, and additional product sales have been captured from existing installations in Australia, the U.S.A. and Canada.

During October 24 DTI's CEO met with a number of European train manufacturers resulting in DTI being invited to bid on a number of new rail projects.

DTI has an identified opportunity pipeline of \$195 million which relates to work that is expected to be awarded over the next five years, including approximately \$36 million expected to be decided in the next six months. Government stimulus funding is being provided for mass transit and this has increased the quantity of tenders being released. Realisation of this opportunity pipeline is expected to provide a baseload revenue

for the Company from which it can continue to grow its market share and develop new products and solutions for its customers.


Significant Changes in State of Affairs

There were no significant changes in the state of affairs of the consolidated entity during the financial half-year.

Auditor's independence declaration

The auditor's independence declaration, as required under section 307C of the Corporations Act 2001, is included on page 20 of the half-year report.

This Directors' report is signed in accordance with a resolution of the Board of Directors made pursuant to section 306(3) of the *Corporations Act 2001*.



Greg Purdy
Chairperson

28 February 2025
Melbourne, Australia

Condensed Consolidated Statement of Profit or Loss and Other Comprehensive Income

for the half-year ended 31 December 2024

	Note	31 Dec 2024 \$	31 Dec 2023 \$
Sales revenue	2	4,262,742	4,155,640
Cost of goods sold		(2,425,406)	(2,470,680)
Gross margin		1,837,336	1,684,960
Operational overheads		(1,016,632)	(1,315,065)
Impairment reversal / (expense)	3	(57,297)	20,584
Other income		63,312	1,858
Other expenses	3	–	(22,099)
Corporate overheads		(1,070,257)	(1,223,318)
Depreciation/amortisation		(311,259)	(206,260)
Net interest		(232,826)	(37,611)
Net loss before tax		(787,623)	(1,096,951)
Tax expense		–	(2,466)
Net loss after tax		(787,623)	(1,099,417)
Other comprehensive income/(loss)			
Items that may be reclassified to profit or loss:			
Exchange differences		(23,966)	12,547
Total other comprehensive income/(loss)		(23,966)	12,547
Total comprehensive loss for the period		(811,589)	(1,086,870)
Total comprehensive loss is attributable to:			
Owners of DTI Group Ltd		(811,589)	(1,086,870)
Loss per share for loss attributable to the ordinary equity holders of the Company:			
Basic loss per share (cents per share)		(0.18)	(0.25)
Diluted loss per share (cents per share)		(0.18)	(0.25)

The above condensed consolidated statement of profit or loss and other comprehensive income should be read in conjunction with the accompanying notes.

Condensed Consolidated Statement of Financial Position

as at 31 December 2024

	Note	31 Dec 2024 \$	30 June 2024 \$
Current assets			
Cash and cash equivalents		446,393	478,362
Trade and other receivables	4	1,843,508	1,816,464
Contract assets		478,242	176,635
Inventories		4,297,456	4,645,243
Other current assets	5	708,598	618,130
Total current assets		7,774,197	7,734,834
Non-current assets			
Other assets	5	125,000	125,000
Property, plant and equipment		214,442	235,371
Intangible assets	6	2,269,454	2,381,580
Contract assets		–	182,787
Right of use asset		162,300	219,583
Total non-current assets		2,771,196	3,144,321
Total assets		10,545,393	10,879,155
Current liabilities			
Trade and other payables		4,572,463	4,798,290
Contract liabilities		340,126	465,212
Borrowings		645,782	612,647
Lease liability		112,161	104,330
Provisions		594,094	664,693
Total current liabilities		6,264,626	6,645,172
Non-current liabilities			
Borrowings		928,218	–
Provisions		209,237	220,547
Lease liability		50,955	109,490
Total non-current liabilities		1,188,410	330,037
Total liabilities		7,453,036	6,975,209
Net assets		3,092,357	3,903,946
Equity			
Contributed equity	7	35,908,371	35,908,371
Reserves		152,525	176,491
Accumulated losses		(32,968,539)	(32,180,916)
Total equity		3,092,357	3,903,946

The above condensed consolidated statement of financial position should be read in conjunction with the accompanying notes.

Condensed Consolidated Statement of Changes in Equity

for the half-year ended 31 December 2024

	Contributed Equity \$	Employee Share Plan Reserve \$	Foreign Currency Translation Reserve \$	Accumulated Losses \$	Total \$
At 1 July 2024	35,908,371	478,968	(302,477)	(32,180,916)	3,903,946
Loss for the period	–	–	–	(787,623)	(787,623)
Other comprehensive income/(loss)	–	–	(23,966)	–	(23,966)
Total comprehensive income/(loss) for the period	–	–	(23,966)	(787,623)	(811,589)
Transactions with owners in their capacity as owners					
Shares issued to employees	–	–	–	–	–
Issue of share capital	–	–	–	–	–
Capital raising costs	–	–	–	–	–
At 31 December 2024	35,908,371	478,968	(326,443)	(32,968,539)	3,092,357
At 1 July 2023	35,908,371	478,968	(306,098)	(29,697,546)	6,383,695
Loss for the period	–	–	–	(1,099,417)	(1,099,417)
Other comprehensive loss	–	–	12,547	–	12,547
Total comprehensive loss for the period	–	–	12,547	(1,099,417)	(1,086,870)
Transactions with owners in their capacity as owners					
Shares issued to employees	–	–	–	–	–
Issue of share capital	–	–	–	–	–
Shares issued to extinguish loan	–	–	–	–	–
At 31 December 2023	35,908,371	478,968	(293,551)	(30,796,963)	5,296,825

The above condensed consolidated statement of changes in equity should be read in conjunction with the accompanying notes.

Condensed Consolidated Statement of Cash Flows

for the half-year ended 31 December 2024

	31 Dec 2024 \$	31 Dec 2023 \$
Cash flows used in operating activities		
Receipts from customers	4,190,731	5,190,273
Payments to suppliers and employees	(4,896,445)	(4,980,160)
Interest received	1,198	22,286
Interest paid	(131,009)	(22,672)
Tax Paid	–	(2,466)
Net cash inflow/(outflow) used in operating activities	(835,525)	207,261
Cash flows used in investing activities		
Payments for plant and equipment	(1,777)	(12,771)
Proceeds from sale of plant and equipment	–	–
Payments for intangible assets	(119,144)	(482,686)
Net cash outflow used in investing activities	(120,921)	(495,457)
Cash flows from financing activities		
Repayment of principle portion of lease liabilities	(50,704)	(43,681)
Proceeds from borrowings	1,026,969	172,718
Repayment of borrowings	(63,134)	(54,160)
Net cash inflow from financing activities	913,131	74,877
Net (decrease)/increase in cash and cash equivalents	(43,315)	(213,319)
Cash and cash equivalents at the beginning of the period	478,362	1,113,237
Effect of foreign exchange on opening balances	11,346	(22,475)
Cash and cash equivalents at the end of the period	446,393	877,443

The above condensed consolidated statement of cash flows should be read in conjunction with the accompanying notes.

Notes to the Condensed Consolidated Financial Statements

Note 1: Basis of preparation of half-year report

This condensed consolidated interim financial report for the half-year reporting period ended 31 December 2024 has been prepared in accordance with Accounting Standard AASB 134 Interim Financial Reporting and the Corporations Act 2001.

This condensed consolidated interim financial report does not include all the notes of the type normally included in an annual financial report. Accordingly, this report is to be read in conjunction with the annual report for the year ended 30 June 2024 together with public announcements and documents made by the Company during the interim reporting period in accordance with the continuous disclosure obligations of the Corporations Act 2001 and ASX Listing Rules.

DTI is a for-profit company, limited by shares, incorporated in Australia and its shares have been publicly traded on the Australian Securities Exchange since 9 December 2014.

The accounting policies adopted are consistent with those of the previous financial year and corresponding interim reporting period.

Note 2: Segment information

The CODM is the Chief Executive Officer (CEO) who monitors the operating results of the consolidated Group and organises its business activities and product lines to serve the global mass transit industry. The performance of the consolidated Group is evaluated based on Earnings before Interest, Taxes, Depreciation and Amortisation ("EBITDA") which is measured in accordance with the Group's accounting policies. The Group only has one reportable segment which is the transit industry.

The following is an analysis of the Group's revenue and results from continuing operations by the reportable segment.

Segment Revenues and Results		31 Dec 2024	31 Dec 2023
		\$	\$
Sales revenue		4,262,742	4,155,640
Cost of goods sold		(2,425,406)	(2,470,680)
Gross Margin		1,837,336	1,684,960
Gross Margin %		43%	41%
Other income		8,019	1,858
Impairment of inventory		(60,000)	(13,916)
Impairment reversal of Trade Receivables		2,703	34,500
Foreign exchange gain/(loss)		55,293	(22,099)
Operational overheads	(1,016,632)	(1,315,065)	
Corporate overheads	(1,070,257)	(2,086,889)	(1,223,318)
EBITDA		(243,538)	(853,080)
Depreciation/amortisation		(311,259)	(206,260)
EBIT		(554,797)	(1,059,340)
Net Interest and finance loss		(232,826)	(37,611)
Net loss before tax		(787,623)	(1,096,951)
Tax benefit/(expense)		–	(2,466)
Net loss after tax		(787,623)	(1,099,417)

Note 2: Segment information (cont'd)

Segment Assets and Liabilities	31 Dec 2024 \$	30 June 2024 \$
Total Assets & Liabilities		
Consolidated total assets	10,545,393	10,879,155
Consolidated total liabilities	7,453,036	6,975,209
Geographical Assets		
Australia	9,778,586	10,158,935
Others	766,807	720,220
	10,545,393	13,172,952
Geographical Liabilities		
Australia	6,306,359	6,046,872
Others	1,146,677	928,337
	7,453,036	6,975,209

Major customers

DTI supplies goods and services to a broad range of customers in the transit industry. During the reporting period, five (Dec 2023: four) major customers accounted for more than 59 per cent (Dec 2023: 57 per cent) of the Group's revenue.

Note 3: Impairment costs and other expenses

	31 Dec 2024 \$	31 Dec 2023 \$
Impairment reversal / (expense)		
Inventory	(60,000)	(13,916)
Trade Receivables	2,703	34,500
	57,297	20,584
Other Expenses		
Foreign exchange (loss) / gain	55,293	(22,099)
	55,293	(22,099)

Note 4: Trade and other receivables

Trade receivables and other receivables are recorded at amounts due less any allowance for doubtful debts.

	31 Dec 2024 \$	30 Jun 2024 \$
Current		
Trade receivables (net of expected credit loss)	1,738,545	1,711,501
Other debtors	104,963	104,963
	1,843,508	1,816,464

Note 4: Trade and other receivables (cont'd)

Impaired trade receivables

At 31 December 2024, the assessment of expected credit loss associated with the Group's trade receivables is conducted on a forward looking basis with a current balance of \$8,888.

Note 5: Other assets

	31 Dec 2024 \$	30 Jun 2024 \$
Other Assets – Current		
Cash deposit	430,041	430,041
Prepayments	278,557	188,089
	<u>708,598</u>	<u>618,130</u>
Other Assets – Non-Current		
Cash deposit held for bank guarantee	<u>125,000</u>	<u>125,000</u>

Other Assets cash deposits:

- Current – The Company has given bank guarantees relating to performance requirements of contracts. A bank guarantee in relation to this contract of \$380,041 (2023: \$380,041) is included in the amounts above.
- Non-current – Under the contract for the lease of land on which the office and workshop facilities are situated, the Company may at some future point (at the option of the Lessor) be required to “make good” the land and remove the building and any improvements thereon. A bank guarantee of \$125,000 (2023: \$125,000) for this contract, is included in the amounts above.

The cash deposits noted above are therefore, not available for general use by the Group.

Note 6: Intangible assets

	Development Costs \$	Patents \$	Total \$
At 31 December 2024			
Cost (gross carrying amount)	2,657,275	860,299	3,517,574
Accumulated amortisation	(650,888)	(597,232)	(1,248,120)
Net carrying amount	<u>2,006,387</u>	<u>263,067</u>	<u>2,269,454</u>
Movements in carrying amounts			
Balance at 1 July 2024	2,116,923	264,657	2,381,580
Additions	93,239	25,905	119,144
Amortisation expense (net)	(203,775)	(27,495)	(231,270)
Net carrying amount	<u>2,006,387</u>	<u>263,067</u>	<u>2,269,454</u>
At 30 June 2024			
Cost (gross carrying amount)	2,564,036	863,967	3,428,003
Accumulated amortisation	(447,113)	(599,310)	(1,046,423)
Net carrying amount	<u>2,116,923</u>	<u>264,657</u>	<u>2,381,580</u>

Note 6: Intangible assets (cont'd)

Movements in carrying amounts

Balance at 1 July 2023	1,661,636	271,545	1,933,181
Additions	708,894	47,691	756,585
Amortisation expense	(253,607)	(54,579)	(308,186)
Net carrying amount	2,116,923	264,657	2,381,580

(a) Development costs

Development costs are carried at cost less accumulated amortisation and accumulated impairment losses. The net development costs have been subject to impairment testing. If an impairment indicator arises, the recoverable amount is estimated, and an impairment loss is recognised to the extent that the recoverable amount is lower than the carrying amount.

(b) Patents

Patents have been externally acquired and are carried at cost less accumulated impairment losses. This intangible asset has been assessed as having a useful life and is amortised using the straight-line method over a period of 10 years. The patents have been granted for between fifteen and twenty years by the relevant government agency. If an impairment indication arises, the recoverable amount is estimated, and an impairment loss is recognised to the extent that the recoverable amount is lower than the carrying amount.

Note 7: Contributed equity

	31 Dec 2024 No.	31 Dec 2024 \$	30 Jun 2024 No.	30 Jun 2024 \$
Ordinary shares				
Balance at the beginning of financial period	446,997,439	35,908,371	446,997,439	35,908,371
Balance at the end of the financial period*	446,997,439	35,908,371	446,997,439	35,908,371

*Balance excludes 1,553,975 Treasury Share held in trust for DESP.

Fully paid ordinary shares carry one vote per share and carry the right to dividends.

Ordinary shares have no par value and the Company does not have a limited amount of authorised capital.

Note 8: Going Concern

The half-year financial statements have been prepared on a going concern basis, which contemplates the continuity of normal business activity and the realisation of assets and the settlement of liabilities in the ordinary course of business.

The Group has incurred net losses before tax of \$787,623 (31 December 2023: \$(1,096,951)) for the half year ended 31 December 2024. As of 31 December 2024, the group had cash and cash equivalents of \$446,393 (30 June 2024: \$478,362).

The Directors believe the Group will continue as a going concern based on the following considerations:

- The business forecast shows positive cash flow for the next 12 months;
- The successful implementation of the turnaround plan including a continued focus on projects and contracts that generate positive returns;
- Continued improvement in project performance coupled with a strong working capital and net asset position;

Note 8: Going Concern (cont'd)

- Continued reduction of cash burn; and
- Implementation of the new strategy to return DTI Group to profitability.

The ability of the Group to continue as a going concern may be dependent upon continued financial support from its Directors, related parties and creditors, and on securing additional funding through capital raising or debt funding to continue to meet its working capital requirements in the next 12 months. These conditions indicate a material uncertainty that may cast significant doubt that the Group will continue as a going concern and therefore, that it may be unable to realise its assets and discharge its liabilities in the normal course of business.

Should the Group be unable to continue as a going concern, it may be required to realise its assets and extinguish its liabilities other than in the normal course of business and at amounts different from those stated in the financial report. The financial report does not include any adjustments relating to the recoverability and classification of recorded asset amounts nor to the amounts and classification of liabilities that may be necessary should the Group be unable to continued as a going concern.

Note 9: Subsequent events

No matters or circumstances have arisen that have significantly affected or may significantly affect the operations of DTI Group Ltd, the results of those operations or the state of affairs of DTI Group Ltd in subsequent years that is not otherwise disclosed in this report.

Note 10: Fair value measurement of financial instruments

The carrying amount of financial assets and financial liabilities recorded in the financial statements represents their respective net fair values.

The estimated fair value of financial instruments has been determined by the Company using available market information and appropriate valuation methods. The estimates presented are not necessarily indicative of the amounts that will ultimately be realised by the Company upon maturity or disposal. The use of different market assumptions and/or estimation methods may have a material effect on the estimated fair value amounts.


For cash and cash equivalents, current receivables, accounts payable, interest accrual and short-term debts, the carrying amounts approximate fair value, because of the short maturity of these instruments, and therefore fair value information is not included.

Directors' Declaration

In the opinion of the directors of the Company:

- (a) The financial statements and notes as set out on pages 8 to 16 are in accordance with the Corporations Act 2001 and:
 - (i) comply with Accounting Standards, the Corporations Regulations 2001 and other mandatory professional reporting requirements.
 - (ii) give a true and fair view of the consolidated entity's financial position as at 31 December 2024 and of its performance for the half-year ended on that date.
- (b) In the directors' opinion, there are reasonable grounds to believe that the company will be able to pay its debts as and when they become due and payable.

This declaration is made in accordance with a resolution of the Board of directors and is signed for and on behalf of the directors by:



Greg Purdy

Chairperson

28 February 2025
Melbourne, Australia

HALL CHADWICK INDEPENDENT AUDITOR'S REVIEW REPORT
TO THE MEMBERS OF DTI GROUP LIMITED

Conclusion

We have reviewed the accompanying half-year financial report of DTI Group Limited ("the Company") and Controlled Entities ("the Group") which comprises the condensed consolidated statement of financial position as at 31 December 2024, the condensed consolidated statement of profit or loss and other comprehensive income, condensed consolidated statement of changes in equity and condensed consolidated statement of cash flows for the half-year ended on that date, a summary of material accounting policies and other selected explanatory notes, and the directors' declaration.

Based on our review, which is not an audit, we have not become aware of any matter that makes us believe that the half-year financial report of DTI Group Limited and Controlled Entities does not comply with the *Corporations Act 2001* including

- Giving a true and fair view of the DTI Group Limited financial position as at 31 December 2024 and of its performance for the half-year ended on that date; and
- Complying with Accounting Standard AASB 134: *Interim Financial Reporting* and *Corporations Regulations 2001*.

Basis for Conclusion

We conducted our review in accordance with ASRE 2410 *Review of a Financial Report Performed by the Independent Auditor of the Entity*. Our responsibilities are further described in the *Auditor's Responsibilities for the Review of the Financial Report* section of our report. We are independent of the Company in accordance with the auditor independence requirements of the *Corporations Act 2001* and the ethical requirements of the Accounting Professional and Ethical Standards Board's APES 110 *Code of Ethics for Professional Accountants* that are relevant to our audit of the annual financial report in Australia. We have also fulfilled our other ethical responsibilities in accordance with the Code.

We confirm that the independence declaration required by the *Corporations Act 2001* which has been given to the directors of the Company, would be in the same terms if given to the directors as at the time of this auditor's review report.

Material Uncertainty Related to Going Concern

We draw attention to Note 8 in the financial report, which indicates that the Group incurred a net loss of \$787,623 during the half year ended 31 December 2024. As stated in Note 8 these events or conditions, along with other matters as set forth in Note 8, indicate that a material uncertainty exists that may cast significant doubt on the Group's ability to continue as a going concern. Our conclusion is not modified in respect of this matter.

Independent Member of
 **PrimeGlobal**
The Association of Advisory
and Accounting Firms

PERTH • SYDNEY • MELBOURNE • BRISBANE • ADELAIDE • DARWIN
Hall Chadwick WA Audit Pty Ltd ABN 33 121 222 802
Liability limited by a scheme approved under Professional Standards Legislation.
Hall Chadwick Association is a national group of independent Chartered Accountants and Business Advisory firms.

hallchadwickwa.com.au

PO Box 1288 Subiaco WA 6904
283 Rokeby Rd Subiaco WA 6008
T: +61 8 9426 0666

HALL CHADWICK **Responsibility of the Directors for the Financial Report**

The directors of the DTI Group Limited are responsible for the preparation of the half-year financial report that gives a true and fair view in accordance with Australian Accounting Standards and the *Corporations Act 2001* and for such control as the directors determine is necessary to enable the preparation of the half-year financial report that gives a true and fair view and is free from material misstatement, whether due to fraud or error.

Auditor's Responsibility for the Review of the Financial Report

Our responsibility is to express a conclusion on the half-year financial report based on our review. ASRE 2410 requires us to conclude whether we have become aware of any matter that makes us believe that the half-year financial report is not in accordance with the *Corporations Act 2001* including giving a true and fair view of the Group's financial position as at 31 December 2024 and its performance for the half-year ended on that date, and complying with Accounting Standard AASB 134 *Interim Financial Reporting* and the *Corporations Regulations 2001*.

A review of a half-year financial report consists of making enquiries, primarily of persons responsible for financial and accounting matters, and applying analytical and other review procedures. A review is substantially less in scope than an audit conducted in accordance with Australian Auditing Standards and consequently does not enable us to obtain assurance that we would become aware of all significant matters that might be identified in an audit. Accordingly, we do not express an audit opinion.



HALL CHADWICK WA AUDIT PTY LTD

MICHAEL HILLGROVE CA
Director

Dated this 28th day of February 2025
Perth, Western Australia

HALL CHADWICK

To the Board of Directors,

AUDITOR'S INDEPENDENCE DECLARATION UNDER SECTION 307C OF THE CORPORATIONS ACT 2001

As lead audit Director for the review of the financial statements of DTI Group Limited for the period ended 31 December 2024, I declare that to the best of my knowledge and belief, there have been no contraventions of:

- the auditor independence requirements of the *Corporations Act 2001* in relation to the review; and
- any applicable code of professional conduct in relation to the review.

Yours Faithfully,



HALL CHADWICK WA AUDIT PTY LTD



MICHAEL HILLGROVE CA
Director

Dated this 28th day of February 2025
Perth, Western Australia

Independent Member of
 **PrimeGlobal**
The Association of Advisory
and Accounting Firms

PERTH • SYDNEY • MELBOURNE • BRISBANE • ADELAIDE • DARWIN
Hall Chadwick WA Audit Pty Ltd ABN 33 121 222 802
Liability limited by a scheme approved under Professional Standards Legislation.
Hall Chadwick Association is a national group of independent Chartered Accountants and Business Advisory firms.
halichadwickwa.com.au

PO Box 1288 Subiaco WA 6904
283 Rokeby Rd Subiaco WA 6008
T: +61 8 9426 0666

Corporate Directory

Directors

Mr Greg Purdy	Non-Executive Chairman
Mr Steve Gallagher	Non-Executive Director
Mr Andrew Lewis	Non-Executive Director
Mr Chris Afentoulis	Non-Executive Director
Mr Paul Gillespie	Non-Executive Director

Company Secretary

Mr Harry Miller

**Registered and
Principal Office**

31 Affleck Road
Perth Airport WA 6105
Telephone: (08) 9479 1195
Facsimile: (08) 9479 1190
Website: www.dti.com.au

Auditor

Hall Chadwick WA Audit Pty Ltd
283 Rokeby Road
Subiaco WA 6008

Share Registrar

Computershare Investor Services Pty Limited
Yarra Falls
452 Johnston Street
Abbotsford Vic 3067

Banker

Commonwealth Bank of Australia
300 Murray Street
Perth WA 6000

Stock Exchange Listing

DTI Group Ltd shares are listed on the Australian Securities Exchange (ASX code: DTI)