

TESORO GOLD



2024

TRANSITIONAL
ANNUAL REPORT

Contents

CORPORATE DIRECTORY	3
CHAIRMAN'S LETTER	4
REVIEW OF OPERATIONS	6
ANNUAL MINERAL RESOURCE AND ORE RESERVES STATEMENT	19
DIRECTORS' REPORT	20
AUDITOR'S INDEPENDENCE DECLARATION	39
FINANCIAL REPORT	
CONSOLIDATED STATEMENT OF PROFIT OR LOSS AND OTHER COMPREHENSIVE INCOME	42
CONSOLIDATED STATEMENT OF FINANCIAL POSITION	43
CONSOLIDATED STATEMENT OF CHANGES IN EQUITY	44
CONSOLIDATED STATEMENT OF CASH FLOWS	45
NOTES TO THE CONSOLIDATED FINANCIAL STATEMENTS	46
CONSOLIDATED ENTITY DISCLOSURE STATEMENT	77
DIRECTORS' DECLARATION	78
INDEPENDENT AUDITOR'S REPORT	79
ASX INFORMATION	83
SCHEDULE OF MINERAL TENEMENTS	90



Corporate Directory

Tesoro Gold Ltd is an Australian listed company focused on the acquisition, exploration and development of commercially significant resource projects in Chile, with a focus on gold. For more details visit www.tesorogold.com.au.

DIRECTORS

Mr Mark Connolly
(Non-Executive Chairman)

Mr Zeffron Reeves
(Managing Director)

Mr Linton Putland
(Executive Director – Mining and Development)

Mr Geoffrey McNamara
(Non-Executive Director)

Mr Alan Gibson
(Non-Executive Director)

COMPANY SECRETARY

Ms Sue Wong

REGISTERED OFFICE

c/- Source Services
Level 39 Central Park
152 – 158 St Georges Terrace
PERTH WA 6000
Telephone: (08) 6383 7883

PRINCIPAL PLACE OF BUSINESS

Level 39 Central Park
152 – 158 St Georges Terrace
PERTH WA 6000

SHARE REGISTRY

Automic Pty Ltd
Level 5
191 St Georges Terrace
PERTH WA 6000

GPO Box 5193,
SYDNEY, NSW 2000
Telephone: 1300 288 664 (within Australia)
Email: hello@automic.com.au

SECURITIES EXCHANGE LISTING

Australian Securities Exchange Limited and OTC Markets Group
(Home Exchange: PERTH, Western Australia)
Code: ASX: TSO, TSOO, TSOOA
OTCQB: TSORF
FSE: 5D7

AUDITOR

RSM Australia Partners
Level 32 Exchange Tower
2 The Esplanade
PERTH WA 6000

WEBSITE

www.tesorogold.com.au

Chairman's Letter

Dear Shareholders,

I am pleased to provide this update on Tesoro Gold Ltd (**Tesoro**, or the **Company**), as we continue to advance exploration at the El Zorro Gold Project in Chile (**El Zorro**, the **Project**), setting the stage for future growth and value creation.

The six months to 31 December 2024, the transition year period as Tesoro moves our year end from June to December, was marked by the completion of key drilling programs at Ternerera East and Drone Hill, both of which have delivered exciting new zones of mineralisation.

Drilling at Ternerera East has confirmed significant body of intrusive-hosted gold mineralisation beyond the existing resource envelope, with diamond drill hole ZDDDH0341 intersecting two mineralised zones:

- 49.50m @ 0.55g/t Au from 179.00 m, including;
 - 15.40m @ 1.21g/t Au from 182.00m; and
 - 5.40 m@ 2.21g/t Au from 182.0 m and;
- 36.00 m @ 1.00 g/t Au from 281.50 m including;
 - 17.50m @ 1.91g/t Au from 282.00m
 - 7.70 m@ 3.64g/t Au from 283.30m
 - 2.30 m@ 9.50g/t Au from 288.30m

Our work to date suggests that Ternerera East is likely a fault-offset extension of the main Ternerera Deposit, highlighting its potential to be a repeat of the primary Ternerera mineralisation.

Additionally, at Drone Hill, initial mapping and sampling results identified a broad, continuous zone of outcropping gold mineralisation, associated within the northwest-trending fault system. Subsequent diamond drill testing of this target (hole ZDDH0338) returned shallow, very high-grade gold, including:

- 1.8m @ 77.15g/t Au from 59.2m including;
- 0.8m @ 173.00g/t Au from 59.2m; and
- 3.0m @ 2.48g/t Au from 111.0m including;
 - 1.0m @ 7.06g/t Au from 111.0m

In parallel with our exploration success, Tesoro has implemented a change to its financial year-end, aligning our reporting period with the calendar year. This adjustment aligns our Chilean exploration activities with the financial budgeting and reporting process, including the timing of year-end financial audit.

Our strategic focus remains on unlocking the full potential of El Zorro. The Company is well-positioned to continue advancing exploration, growing our resource base, and progressing towards the development of a world-class gold operation. I would like to take this opportunity to thank our Shareholders for their continued support, as well as our dedicated team for their ongoing efforts in driving Tesoro forward.

I look forward to the coming year of activity as we continue to build on the strengths of 2024.

Yours faithfully,



Mark Connelly

Independent Non-Executive Chair
Tesoro Gold Ltd



REVIEW OF OPERATIONS

REVIEW OF OPERATIONS

Tesoro is focused on exploration and development of the El Zorro Gold Project (**El Zorro** or the **Project**) in the Coastal Cordillera region of Chile. El Zorro is proximate to well established infrastructure and is 140 km from the city of Copiapo and approximately 800 km north of the Chilean capital, Santiago (refer Figure 1). Successful exploration at the Project has resulted in the definition of the 1.46 Moz Au Ternera Gold Deposit (**Ternera** or the **Deposit**) Mineral Resource Estimate (**MRE**) (refer Table 1 and 2). The combination of highly prospective geology and positive results from regional exploration have confirmed El Zorro as a new Chilean gold district.

Ternera was the subject of a Phase 1 Scoping Study (refer ASX Announcements 4 April 2023) (**Scoping Study**) which demonstrated the potential development of an initial, stand-alone gold mining and processing operation. The Scoping Study considered an initial development of a Phase 1 open pit mining operation on the upper 200m of the Deposit to feed a 2.4Mtpa gold processing plant. Key outcomes highlighted the ability of the Deposit to support the estimated capital required for the development of the Project at a scale that would result in an annual average gold production of between 90 and 100 Koz per annum (refer Table 3).

During the transitional financial year 1 July 2024 to 31 December 2024 (**TY2024** or the **Transitional Year**), the Company continued its extensive exploration of El Zorro via ongoing diamond drilling targeting both infill and extensional drilling of the Ternera Deposit, along with key areas and high-priority targets within a 1.5km radius of the existing Ternera MRE.



Figure 1: Location map for the El Zorro showing proximity to major mining projects, existing infrastructure and population centres.

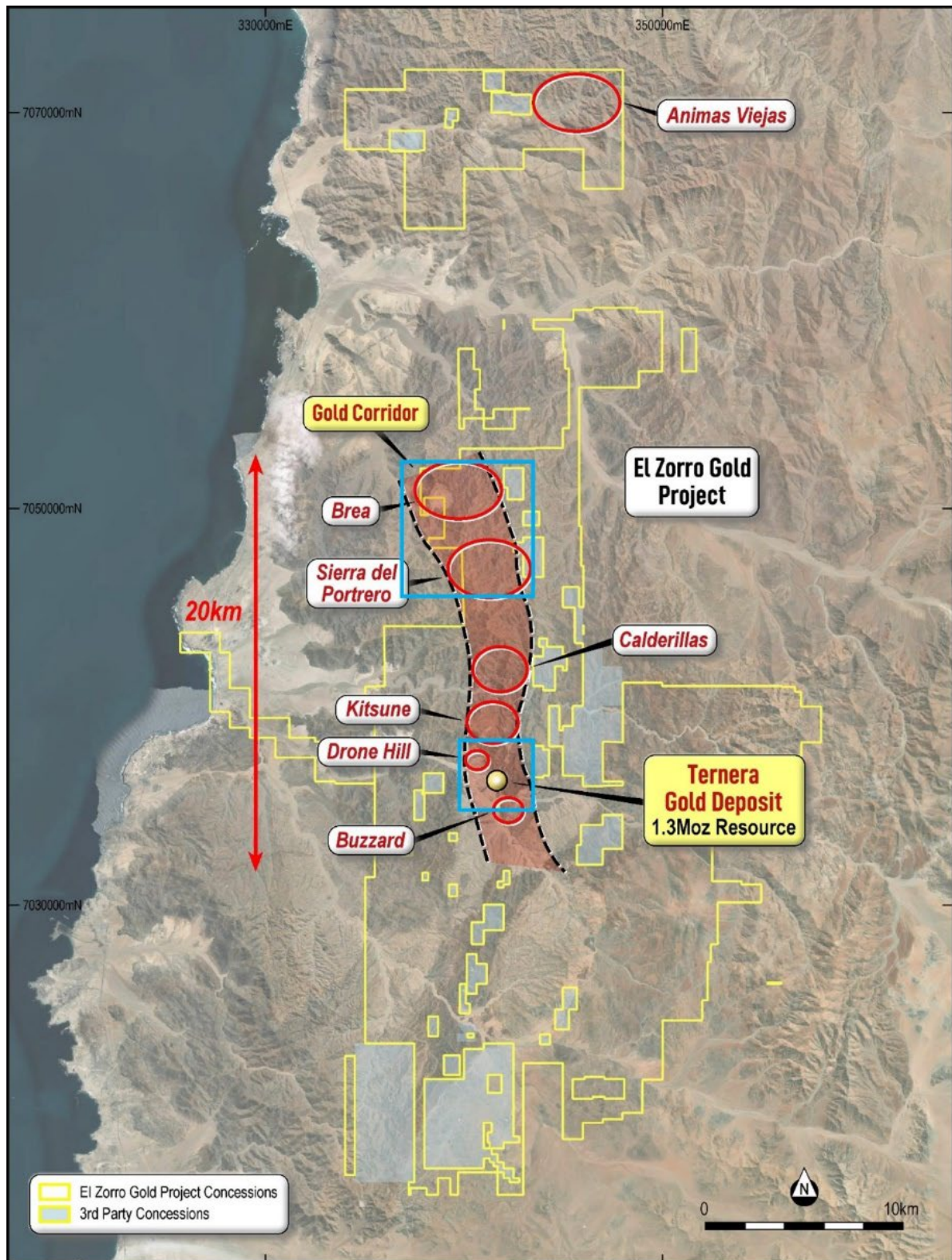


Figure 2: El Zorro Gold Project district map showing highly prospective gold corridor and high priority targets along an approximately 20km north-south trending zone. Blue outlines show approximate position of Figures 3 - 6. Datum PSAD56 19S.

Table 1: Constrained Ternerera MRE

Area	Au g/t cut off	Indicated			Inferred			Total		
		Mt	Au g/t	Koz	Mt	Au g/t	Koz	Mt	Au g/t	Koz
Open Pit Resource	0.30	22.5	1.10	795	10.0	1.18	379	32.5	1.13	1,175
Underground Resource	1.50	0.1	2.64	7	1.2	2.64	100	1.3	2.64	107
Total Resources		22.6	1.11	802	11.2	1.34	479	33.7	1.18	1,282

The updated MRE has been constrained to a US\$1,800/oz optimised pit shell, with the underground resource reported at a 1.50g/t Au cut-off. The underground resource is reported at a cut-off where gold mineralisation is consistently well-developed below the optimised pit shell.

Table 2: Unconstrained Ternerera MRE reported at various cut-offs to the 200mRL

Cut-off Au g/t	INDICATED			INFERRED			TOTAL		
	Mt	Au g/t	Koz	Mt	Au g/t	Koz	Mt	Au g/t	koz
2.00	2.6	3.75	317	2.0	3.71	241	4.7	3.73	558
1.00	7.2	2.25	523	5.6	2.24	400	12.8	2.24	923
0.50	16.3	1.39	727	12.8	1.37	561	29.1	1.38	1,288
0.30	23.2	1.09	815	19.4	1.03	645	42.6	1.07	1,459

For full details of the Ternerera Deposit Mineral Resource Estimate (802 koz Indicated, 479 koz Inferred), refer to ASX Announcement dated 9 March 2023.

Table 3: Scoping Study evaluation period results and key assumptions (100% ownership basis) (April 2023)

Physicals and costs (± 35%)			
Ore tonnage	Mt		17.1
Gold grade	g/t		1.25
Contained ounces	Koz		689
Plant throughput	Mtpa		2.4
Evaluation period (excluding pre-strip)	years		7.4
Strip ratio	waste:ore		8.3:1
Process gold recovery (life of mine average)	%		94.5
Process production – total evaluation period	koz		651
Process production – average annual steady state	koz pa		93
Upfront capital – plant and process infrastructure	US\$M		108.0
Upfront capital – open pit mining	US\$M		13.5
Upfront capital – pre strip	US\$M		10.4
Operating costs – mining	US\$/oz Au		585
Operating costs – processing	US\$/oz Au		368
Operating costs – general and administration	US\$/oz Au		102
Financials and key assumptions (± 35%)		Base	Spot
Gold price	US\$/oz	1,750	1,950
Discount rate (real)	%	5	5
AISC (life of mine average)	US\$/oz	1,068	1,068
NPV _{5%} (pre-tax)	US\$M	201	300
IRR (pre-tax)	%	27.5	37.1
Net cash flow (undiscounted, pre-tax)	US\$M	312	442.5
Payback period (pre-tax)	years	3.4	2.8

Tenera Gold Deposit

During the reporting period, Tesoro undertook a diamond drilling program targeting key areas within a 1.5km radius of the existing 1.3 Moz Tenera Deposit, which included infill and extensional drilling of the Tenera MRE (refer to Figures 2 and 3). Subsequent to the end of the reporting period on 16 January 2025, Tesoro announced further assay results which identified new zones of wide, high-grade gold mineralisation intercepted outside of the current MRE boundary.

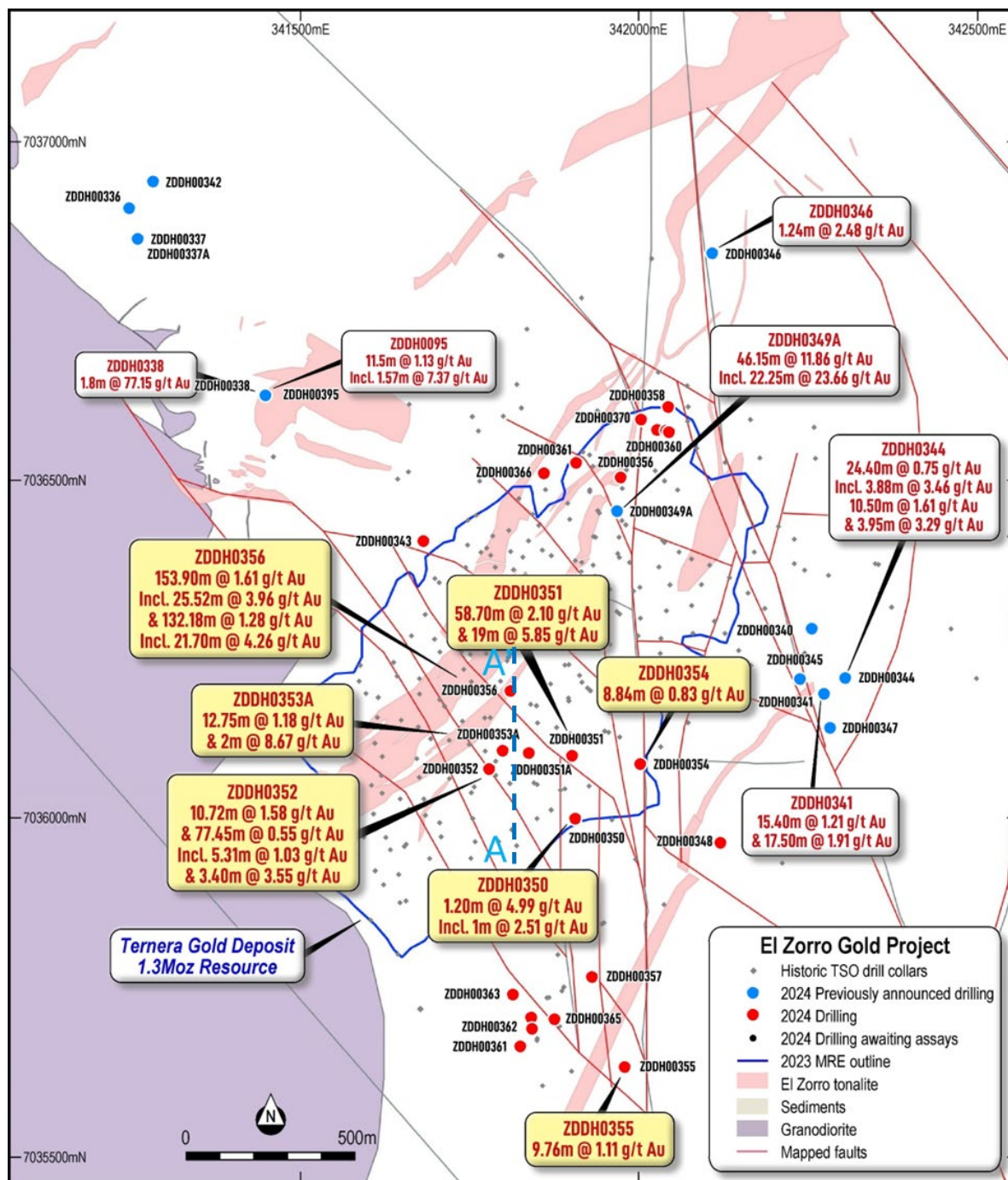


Figure 3: El Zorro Gold Project – Tenera area. Drill locations in the current program, with new results highlighted in gold. Previously announced results shown in white (refer ASX Announcements 23 March 2021, 25 June 2021, 3 November 2021, 8 November 2022, 18 September 2023, 13 June 2024, 2 July 2024, 28 October 2024 and 16 January 2025). Section location for Figure 2 shown at A-A. Datum PSAD56 19S.

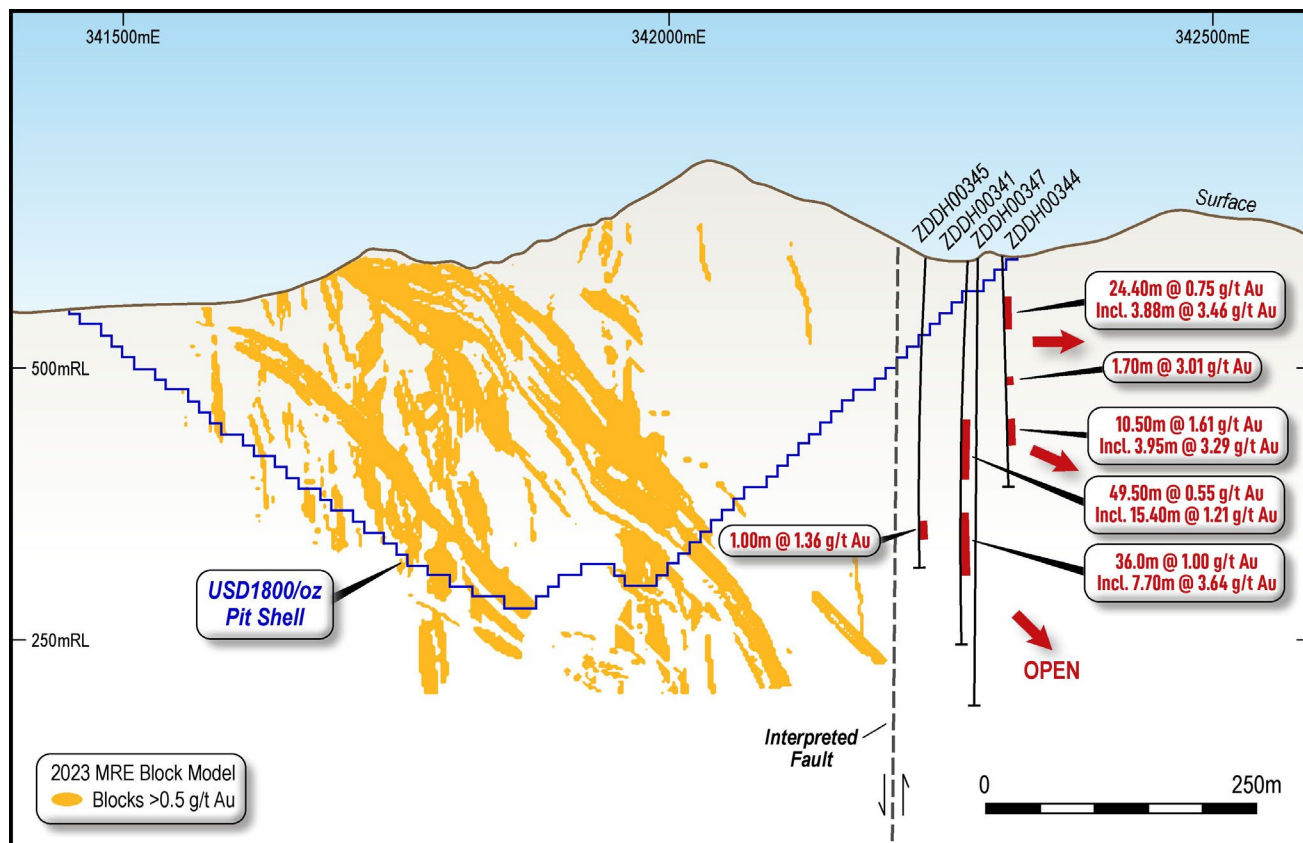


Figure 4: Ternera East drilling, showing significant mineralised zones and location relative to the Ternera Gold Deposit MRE Block Model show in in gold >0.5 g/t Au and USD1,800 optimised Pit Shell, looking north (Refer ASX Announcements dated 2 July 2024 and 28 October 2024).

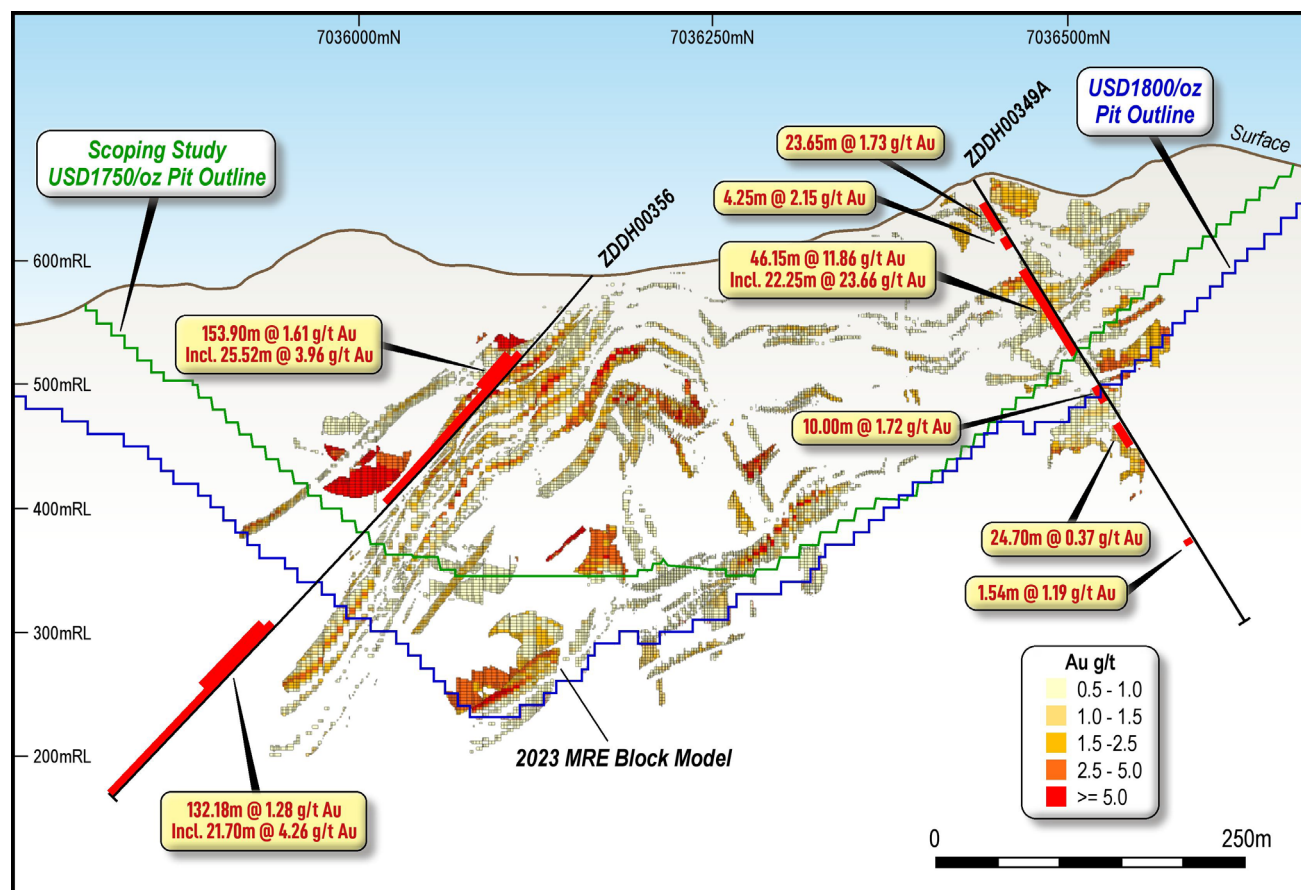


Figure 5: El Zorro Gold Project – Section looking north-west showing results from ZDDH0349A significantly broadening the +1 g/t Au mineralised envelope in the northern part of the Deposit (shown in yellow). Results for ZDDH0356 were

returned post year end, intersecting a broad zone of mineralisation well outside of the existing MRE (Refer ASX Announcements dated 28 October 2024 and 16 January 2025).

Drill hole ZDDH349A was part of the infill program designed to improve resource classification and extend known mineralised zones within the Deposit. This hole returned three well-mineralised intercepts, including a main zone of **46.67m @ 11.86g/t Au from 77.15m**, featuring the highest gold assay recorded at Ternera of **0.5m @ 924.00g/t Au from 78.15m** (refer ASX Announcement dated 28 October 2024). Drilled in the northern area, this hole has significantly widened the high-grade gold zones within the MRE.

Drill hole ZDDH0356 (refer to ASX Announcement dated 16 January 2025) intersected the boundary of the existing MRE, continuing beyond its currently defined limits into previously untested zones. This drill hole uncovered:

- An upper zone that widens and upgrades a shallow portion of the MRE.
- A lower, previously undiscovered zone of mineralisation located approximately 50m below the current MRE boundary, returning **132.18m @ 1.28g/t Au from 363m, including 21.70m @ 4.26g/t Au from 371.30m**.

Key intercepts received from within the existing boundary also include:

- 154m @ 1.61g/t from 83m (ZDDH0356), including;
 - 26m @ 3.96g/t Au from 93m and;
 - 44m @ 1.99g/t Au from 161m.
- 59m @ 2.10g/t Au from 264m (ZDDH0351), including;
 - 33m @ 3.67g/t Au from 264m and;
 - 2m @ 29.45g/t Au from 279m.

Figure 6 illustrates the continuity of gold mineralisation at Ternera, now extended to over 800m down-plunge with hole ZDDH0356 contributing an additional 100m of continuity.

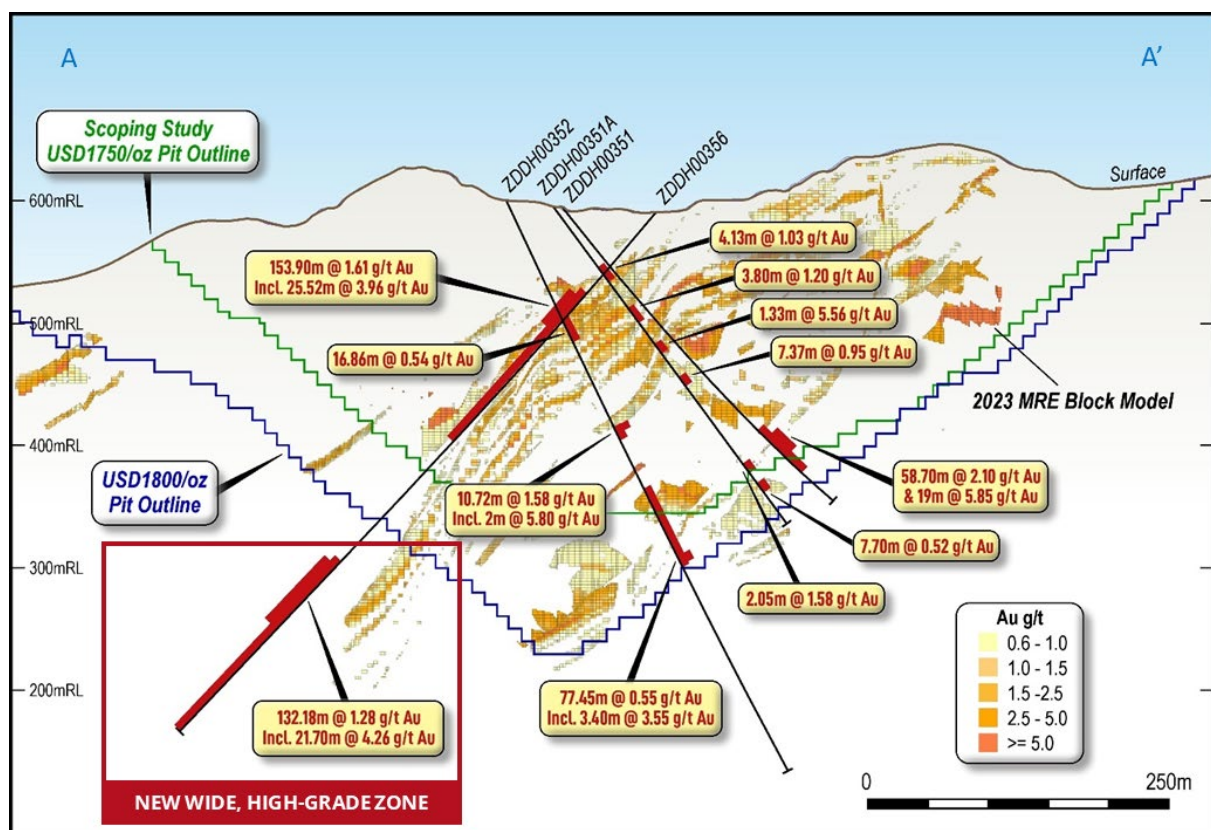


Figure 6: El Zorro Gold Project – Block Model Section (looking west): Hole ZDDH0356 shows new mineralised zone well outside of existing MRE. Block model shows indicated and inferred material >0.60g/t Au and is colour coded to Au g/t. Holes ZDDH0351 and ZDDH0351A projected onto section were drilled approximately 50m to the east.

This intercept requires additional drilling to delineate its full extent which is anticipated to significantly expand the ongoing drill program.

Selected samples totalling 900kg of diamond drill core samples were received at the ALS Metallurgical Laboratory in Perth WA. for the PFS metallurgical test work program. The samples are considered to be representative of the anticipated mining and processing scenarios and sequences for the project. Other PFS activities relating to pit geotechnical assessment and the provision of infrastructure and services have also continued over the reporting period.

Regional Exploration

El Zorro's total permitted tenure covers an area of over 570km² (refer to ASX announcements on 23 September 2020 and 3 March 2022) with the area hosting the Ternera Deposit making up a small fraction of the exploration footprint. To date, less than 2% of this ground has been subject to drilling.

During FY2024, previously identified regional gold anomalies were further investigated, with additional surface sampling delineating multiple new target areas.

To date, three target areas have been identified for high-priority exploration drilling, designed to delineate additional shallow gold extending from near to Ternera (refer to Figures 2 and 7). These target areas comprise:

- Drone Hill;
- Ternera East; and
- Toro Blanco.

Additional areas of mineralisation have been previously identified outside of the immediate Ternera MRE zone, which are to be the subject of future regional drilling. These target areas include:

- La Brea;
- Sierra del Portrero;
- Kitsune;
- Calderillas; and
- Animas Viejas.

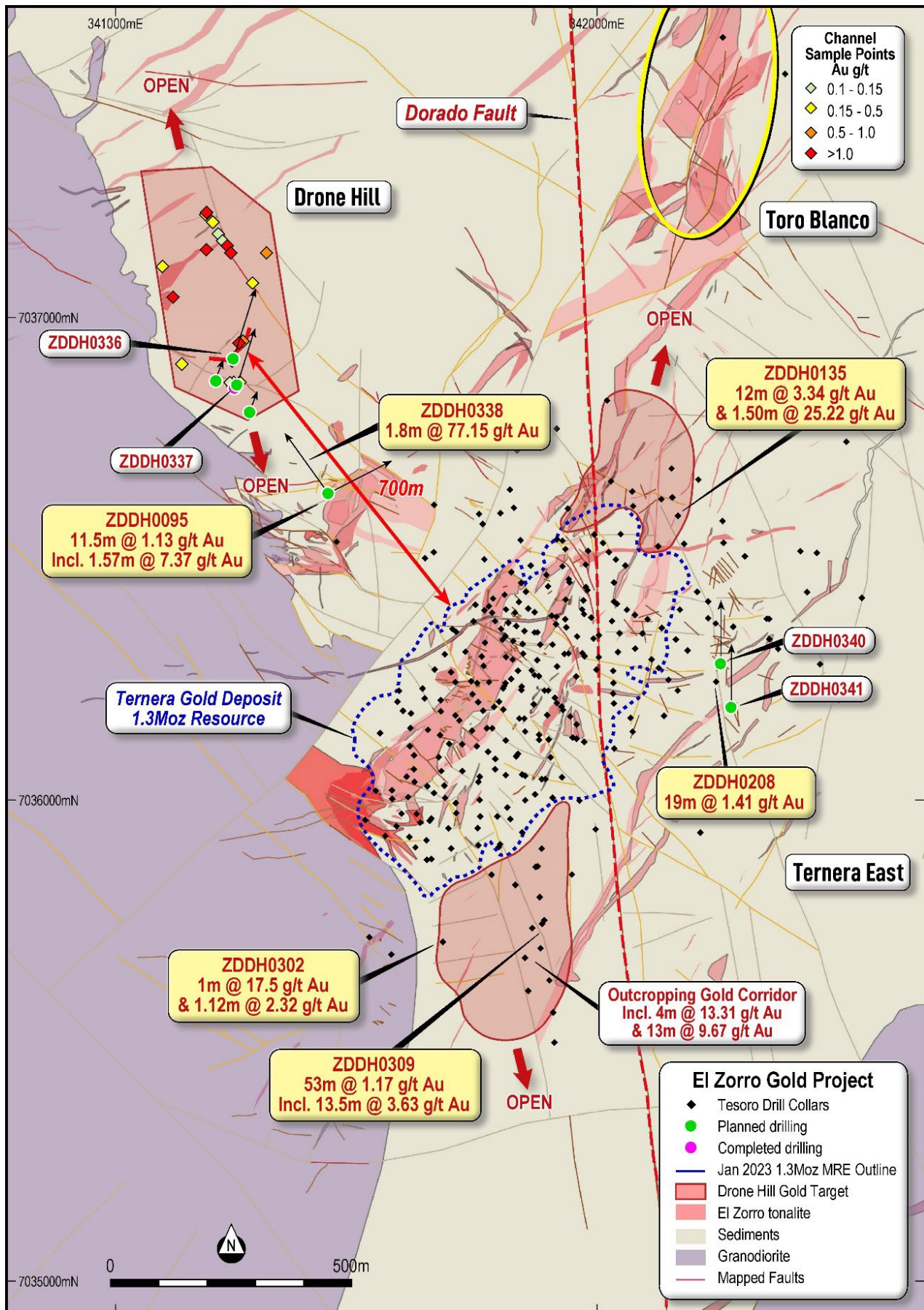


Figure 7: Ternera area drill locations in current program, location of hole ZDDH0341 within the Ternera East target, and significant results showing areas of open gold mineralisation close to Ternera (refer ASX Announcements 23 March 2021, 25 June 2021, 3 November 2021, 8 November 2022, 18 September 2023, and 13 June 2024). Datum PSAD56 19S.

Tenera East

On July 2024, Tesoro announced significant assay results from a diamond drilling program, which intersected a new, thick (+200m), well-mineralised El Zorro Tonalite (**EZT**) intrusive (ASX announcement "Significant New Discovery at Tenera East", dated 2 July 2024). This intrusive body of mineralisation, referred to as Tenera East, occurs approximately 300m east of the existing Tenera Mineral Resource and Phase 1 Scoping Study open pit (refer Figures 2 and 7).

Two substantial, well-mineralised zones were intersected in ZDDH0341, which included:

- 49.50m @ 0.55g/t Au from 179.00m, including;
 - 15.40m @ 1.21g/t Au from 182.00m; and
 - 5.40m @ 2.21g/t Au from 182.0m.
- 36.00m @ 1.00 g/t Au from 281.50m including;
 - 17.50m @ 1.91 g/tAu from 282.00m
 - 7.70m @ 3.64 g/tAu from 283.30m; and
 - 2.30m @ 9.50 g/tAu from 288.30m.

The newly identified mineralisation at Tenera East is currently interpreted to be a fault offset of the main Tenera Deposit, with the east side of the fault having uplifted the EZT to shallower levels.

Drone Hill

Detailed, systematic mapping and sampling work was conducted at Drone Hill in 2024, with initial results successfully delineating a new large outcropping gold anomaly. A broad, continuous zone of outcropping gold mineralisation, associated within the northwest trending fault system of sedimentary rock was identified.

On 13 June 2024, Tesoro reported assay results from three diamond holes drilled to test the northwest trending fault system, traced from Tenera, to northwest of the Drone Hill target area. Exceptional results were reported, with shallow, very high-grade gold returned in hole ZDDH0338, including:

- 1.8m @ 77.15g/t Au from 59.2m including;
- 0.8m @ 173.00g/t Au from 59.2m; and
- 3.0m @ 2.48g/t Au from 111.0m including;
 - 1.0m @ 7.06g/t Au from 111.0m

These results highlight the potential for the fault system to directly link Tenera to Drone Hill, thus extending mineralisation to over 700m of strike.

CORPORATE

Administrative Matters

The Company held its Annual General Meeting of shareholders on 28 November 2024 at which all resolutions put to Shareholders were approved.

Capital Raising Activities

On 18 July 2024, Tesoro announced it had received binding commitments to raise approximately A\$9.7 million (before costs) at A\$0.03 per share (July 2024 Placement) to advance El Zorro.

Strong demand was received from long term Australian, United Kingdom and European Union based specialist precious metals institutional and sophisticated investors including a commitment of A\$1.2 million from strategic partner Gold Fields Limited (JSE:GFI, NYSE:GFI) (Gold Fields).

The July 2024 Placement comprised the issue of approximately 323.3 million new fully paid ordinary shares (July 2024 Placement Shares) in the Company to professional and sophisticated investors, in two tranches:

- **Tranche 1:** raised approximately A\$8.5 million via the issue of 284,000,000 July 2024 Placement Shares, comprising of 161,041,929 July 2024 Placement Shares under Listing Rule 7.1 and 122,958,071 under Listing Rule 7.1A.
- **Tranche 2:** raised approximately A\$1.2 million via the issue of 39,833,333 July 2024 Placement Shares to Corporate International Holdings BV, a wholly owned subsidiary of GoldFields Limited, subject to shareholder approval which was obtained at a General Meeting held on October 2024. Following Tranche 2 approval, Gold Fields' investment, via its nominee increased its total shareholding in Tesoro to approximately 17.53% (refer to ASX Announcement dated 7 October 2024).

Update on legal proceedings involving Wanaco SPA

On 9 September 2024, Tesoro provided an update on legal proceedings initiated by Wanaco SpA (**Wanaco**), the joint venture partner in the El Zorro Gold Project.

On 31 August 2024, the Company received notice that certain claims filed by Wanaco in February 2024 relating to an alleged "abandonment" of works under the option and joint venture agreement between Wanaco and Tesoro's 95% owned Chilean subsidiary had been dismissed by the 29th Civil Court of Santiago (the **Court**). The Court ordered Wanaco to pay costs in favour of Tesoro, with Wanaco retaining the right to appeal this decision.

The Court's dismissal represents a further rejection of Wanaco SpA's attempts to have mining concessions, currently owned by Tesoro subsidiary El Zorro S.C.M., transferred.

Change of Financial Year End

Tesoro announced on 2 December 2024 that it had resolved to change its financial year end from 30 June to 31 December. The change was made to facilitate better alignment with the Company's Chilean exploration activities with financial budgeting and reporting, including the timing of year-end financial audit.

The Company made the change in accordance with section 323D(2A) of the Corporations Act 2001 (Cth).

Commencement of trading on the Frankfurt Stock Exchange

On 16 December 2024, Tesoro advised that its shares commenced trading on the Frankfurt Stock Exchange (FSE) under the ticker code FSE: 5D7. The dual listing on the FSE now provides European investors with an efficient mechanism to purchase Tesoro shares in euros during European market hours, allowing for reduced transaction costs for European investors.

Significant changes in the state of affairs

As of end of the reporting period, there were no matters or circumstances that have arisen which have significantly affected or may significantly affect the operations of the Group, the results of those operations or the state of affairs of the Group.

Annual Mineral Resource and Ore Reserves Statement

The Company's Exploration Results, Mineral Resource and Ore Reserve estimates are reported in accordance with the ASX Listing Rules and the requirements and guidelines of the 2012 edition of The Australasian Code for Reporting of Exploration Results, Mineral Resources and Ore Reserves ('the JORC Code').

The Company carries out an annual review of its Mineral Resources and Ore Reserves, as required by the ASX Listing Rules. The review was carried out as at 31 December 2024. The Company's Mineral Resource estimates did not change during the six months ended 31 December 2024.

The Company confirms that it is not aware of any new information or data that materially affects the Mineral Resource as reported on 9 March 2023 and all material assumptions and technical parameters underpinning the estimates in the relevant market announcement continue to apply and have not materially changed.

The Company's Mineral Resource Estimate for the Ternera Gold Deposit at the El Zorro Project as at 31 December 2024 and the comparatives to 30 June 2024 are listed in the tables below.

Mineral Resource Estimate as at 31 December 2024

Table 1 – El Zorro Gold Project, Ternera Gold Deposit updated Mineral Resource Estimate

Area	Au g/t cut off	Indicated			Inferred			Total		
		Mt	Au g/t	Koz	Mt	Au g/t	Koz	Mt	Au g/t	Koz
Open Pit Resource	0.30	22.5	1.10	795	10.0	1.18	379	32.5	1.13	1,175
Underground Resource	1.50	0.1	2.64	7	1.2	2.64	100	1.3	2.64	107
Total Resources		22.6	1.11	802	11.2	1.34	479	33.7	1.18	1,282

The open pit portion of the updated MRE has been constrained to a US\$1,800/oz optimised pit shell reported at a 0.30g/tAu cut off. The underground resource is reported where gold mineralisation is consistently well developed outside the optimised pit shell reported at a 1.50-g/t Au cut off.

Mineral Resource Estimate as at 30 June 2024

Table 1 – El Zorro Gold Project, Ternera Gold Deposit updated Mineral Resource Estimate

Area	Au g/t cut off	Indicated			Inferred			Total		
		Mt	Au g/t	Koz	Mt	Au g/t	Koz	Mt	Au g/t	Koz
Open Pit Resource	0.30	22.5	1.10	795	10.0	1.18	379	32.5	1.13	1,175
Underground Resource	1.50	0.1	2.64	7	1.2	2.64	100	1.3	2.64	107
Total Resources		22.6	1.11	802	11.2	1.34	479	33.7	1.18	1,282

The open pit portion of the updated MRE has been constrained to a US\$1,800/oz optimised pit shell reported at a 0.30g/tAu cut off. The underground resource is reported where gold mineralisation is consistently well developed outside the optimised pit shell reported at a 1.50-g/t Au cut off.

The Company to date has not reported any Ore Reserves for the Project.

Estimation Governance Statement

The Company ensures that all Mineral Resource and Ore Reserves estimations are subject to appropriate levels of governance and internal controls.

Exploration results are collected and managed by an independent competent qualified geologist. All data collection activities are conducted to industry standards based on a framework of quality assurance and quality control protocols covering all aspects of sample collection, topographical and geophysical surveys, drilling, sample preparation, physical and chemical analysis and data and sample management. Mineral Resource and Ore Reserves estimates are prepared by appropriately qualified, independent Competent Persons. If there is a material change in the estimate of a Mineral Resource or Ore Reserves, the estimate and supporting documentation in question is reviewed by a suitable qualified independent Competent Persons and announced to the ASX in accordance with the Listing Rules.

The Company reports its Mineral Resources and Ore Reserves on an annual basis in accordance with JORC Code 2012.

Competent Person Statement

The information in this report that relates to Exploration Results is based on information compiled by Mr Zeffron Reeves (B App Sc (Hons) Applied Geology) MBA, MAIG). Mr Reeves is a member of the Australian Institute of Geoscientists and a Director and shareholder of the Company. Mr Reeves has sufficient experience that is relevant to the style of mineralisation and type of deposit under consideration and to the activity which he is undertaking to qualify as a Competent Person as defined in the 2012 Edition of the Australasian Code for Reporting of Exploration Results, Mineral Resources and Ore Reserves. Mr Reeves consents to the inclusion in this report of the matters based on this information in the form and context in which it appears.

The information in this report that relates to Mineral Resources is based on information compiled by Mr Lynn Widenbar, a Competent Person who is a Member of The Australasian Institute of Mining and Metallurgy. Mr Widenbar is acting as an independent consultant to Tesoro Gold Ltd. Mr Widenbar has sufficient experience that is relevant to the style of mineralisation and type of deposit under consideration, and to the activity being undertaken to qualify as a Competent Person as defined in the 2012 Edition of the 'Australasian Code for Reporting of Exploration Results, Mineral Resources and Ore Reserves'. The Company confirms that the form and context in which the Competent Person's findings are presented have not been materially modified from the original announcement on 9 March 2023.

The information in this report that relates to the Production Target, assumptions on modifying factors and evaluation of other relevant factors are based on and fairly represents information and supporting documentation that has been compiled for this announcement and have been compiled under the supervision of Mr Linton Putland BEng (Mining), MSc (Mineral Economics) & Member AusIMM. Mr Putland is a Director of the Company. Mr Putland has reviewed and approved the technical content of this report. Mr Putland is a Competent Person as defined in the 2012 Edition of the Australasian Code for Reporting of Exploration Results, Mineral Resources and Ore Reserves (JORC Code 2012). Mr Putland consents to the inclusion in this report of the matters based on his information in the form and context in which it appears.

This Annual Mineral Resource and Ore Reserves Statement is based on and fairly represents the information and supporting documentation prepared by the above-mentioned Competent Persons. It is approved as a whole by Mr Zeffron Reeves.

DIRECTORS' REPORT

The Directors present their report, together with the financial statements, of the Group (referred to hereafter as the "Consolidated Entity" or "the Group") and the entities it controlled at the end of, or during, the transitional year ended 31 December 2024 ("TY2024").

Directors

The following persons were Directors of Tesoro Gold Ltd during, or since the end of TY2024 and up to the date of this report, unless otherwise stated:

Mr Mark Connelly	Non-Executive Chairman
Mr Zeffron Reeves	Managing Director
Mr Linton Putland	Executive Director – Mining and Development
Mr Geoffrey McNamara	Non-Executive Director
Mr Alan Gibson	Non-Executive Director

Information on Directors

Mr Mark Connelly Non-Executive Chairman (Appointed 3 June 2024)

Mr Connelly is a seasoned financial and commercial executive with extensive resource industry experience in management leadership and Board roles. His direct operational and capital markets experience spans many jurisdictions including Australia, North America, South America, Africa and Europe. Mr Connelly has an outstanding track record of Shareholder value growth and realisation, particularly over the last decade. This includes the development and eventual sale of Papillon Resources for approximately US\$570M, and the US\$597M consolidation of Endeavour Mining with Adamus Resources.

Mr Zeffron Reeves Managing Director (Appointed 29 January 2020)

BSc (Hons) (Applied Geology), MBA, MAIG

Mr Reeves is a geologist with over 25 years' experience in the resources sector working on mineral resource projects through all facets of development from greenfield exploration, discovery, definition and feasibility, construction, production to closure. Mr Reeves was Managing Director of ASX listed Metallum Ltd (now ENRG Elements Ltd) which had several development and operational projects in Chile. He has also held senior management positions with Cleveland Mining Ltd and Ashburton Minerals Ltd, developing projects in Brazil. Mr Reeves has a Bachelor of Applied Geology (Honours), a Masters of Business Administration from Curtin University and is a member of the Australia Institute of Geoscientists.

Mr Linton Putland Executive Director – Mining and Development (Appointed 14 September 2021)

BEng, MSc (Economics)

Mr Putland holds degrees in Mining Engineering (Bachelor of Engineering, Western Australian School of Mines) and a Masters of Science (Mineral Economics, Western Australian School of Mines) with more than 30 years' experience in mining operations, joint ventures and corporate management in Australia, Africa and the Americas, over a wide range of commodities. Mr Putland is principal of LJ Putland & Associates, a private mining consultancy company which was founded in 2002, providing advisory and consultancy services in mining project and company evaluation and due diligence appraisals with a focus on corporate growth. During this period, he has also been Managing Director of a privately-owned exploration company with joint venture interests in Africa. Prior to this he held corporate and senior management roles in IAMGOLD, Aurion Gold, Delta Gold and Pancontinental Mining. He is a Member of AusIMM and a Graduate Member of AICD.

Mr Geoffrey McNamara Non-Executive Director (Appointed 29 January 2020)

BSc (Applied Geology), AusIMM, FINSIA, AICD

Mr McNamara is a geologist with over 30 years of international resource sector experience, operational roles include Project Manager, Senior Mine Geologist and Mine Geologist for Ivanhoe Mines, Lion Ore International and Western Mining Corporation. Previously he worked in Private Equity (FUM USD800 million) and as a Director of Societe General's Mining Finance team in New York. Geoffrey holds a Bachelors degree in Geology and a Graduate Diploma in Applied Finance and Investment from the Financial Services Institute of Australasia. He is a member of the Australian Institute of Company Directors (AICD) and a Fellow of the Australasian Institute of Mining and Metallurgy (AusIMM).

Mr Alan Gibson Non-Executive Director (Appointed 30 August 2023)

LLB and B Econ

Mr Gibson is an experienced and skilled M&A lawyer, with more than 20 years' experience in Corporate, Energy and Resources Law, including more than 10 years of that as part of the Gold Fields Corporate Development team. Alan is currently Vice President Legal: Corporate Development for Gold Fields and has played an important role in a number of the group's key growth transactions around the world, including the partnership with Osisko Mining at Windfall in Quebec, Canada (and the subsequent acquisition by plan of arrangement of Osisko Mining); the proposed joint venture between Gold Fields' Tarkwa mine and AngloGold Ashanti's Iduapriem mine in Ghana; acquiring the Granny Smith, Lawlers and Darlot gold mines from Barrick; acquiring a 50% interest in the Gruyere gold mine in Western Australia; and evaluating the various funding options for Gold Fields' key development asset Salares Norte in Chile in 2020. Mr. Gibson is an admitted legal practitioner holding a Bachelor of Laws and Bachelor of Economics from Murdoch University (WA).

Ms Sue Wong (Appointed as Company Secretary 16 February 2024)

Ms Wong is a Company Secretary with national corporate advisory firm Source Governance and has over 20 years' experience in legal and corporate roles, including over 10 years in corporate governance. She holds a Bachelor of Commerce and a Bachelor of Laws from University of Western Australia and is a Fellow of the Governance Institute of Australia (FGIA).

Directorships of Other Listed Companies

Directorships of other listed companies held by Directors currently and in the 3 years immediately before the end of TY2024 are as follows:

Director	Company	Period of Directorship
Mark Connelly	Warriedar Resources Limited	30 November 2022 – current
	Omnia Metals Group	11 May 2021 – current
	BeMetals Corporation	1 July 2020 – current
	Renegade Exploration Limited	17 February 2022 – current
	NickelSearch Limited	3 April 2023 – current
	Alto Metals Limited	17 October 2022 – 10 December 2024
	Chesser Resources Limited	2 November 2012 – 7 September 2023
	Barton Gold Limited	21 February 2021 – 30 June 2024
	Oklo Resources Limited	1 June 2019- 31 March 2023
	Calidus Resource Limited	20 February 2018 – 10 January 2025
Zeffron Reeves	Culpeo Minerals Ltd	25 July 2018 - current
	Rincon Resources Ltd	07 August 2018 – 15 November 2021
Linton Putland	Podium Minerals Limited	3 November 2022 - current
	Breaker Resources Limited	16 August 2018 – 4 May 2023
	WA Kaolin Limited	20 May 2020 – 20 September 2022
Geoffrey McNamara	Culpeo Minerals Ltd	25 July 2018 - current
	Rincon Resources Ltd	07 August 2018 – 6 December 2021
Alan Gibson	-	-

Principal Activities

The principal activities of the Company and its subsidiaries are the acquisition, exploration and development of commercially significant resource projects in Chile. The Company currently holds interests in Chile, namely the El Zorro Gold Project in Chile, which is prospective for gold.

Operating Results

The loss, after tax, attributable to the parent for the 6-month period ended 31 December 2024, amounted to \$932,115 (12-month ended 30 June 2024: \$340,641).

Dividends

No dividends were paid or declared since the start of the financial period. No recommendations for payment of dividends have been made.

Directors' Interests in Shares, Options and Performance Rights

At the date of this report, the following represents the shares, options and performance rights holdings of the Directors of the Company:

	Ordinary shares		Share Rights		Performance Rights	
	Direct	Indirect	Direct	Indirect	Direct	Indirect
Directors						
Mark Connelly	-	-	-	-	11,250,000	-
Zeffron Reeves ¹	-	65,224,417	-	-	-	25,500,000
Linton Putland ²	-	-	-	1,158,677	-	28,350,000
Geoffrey McNamara ³	-	34,470,918	-	-	-	11,250,000
Alan Gibson	-	-	-	-	-	-
Total	-	99,695,335	-	1,158,677	11,250,000	65,100,000

- 65,224,417 Fully Paid Ordinary Shares and 25,500,000 Performance Rights are held by Mr Zeffron Charles Reeves as trustee for the Palin Trust.
- 28,350,000 performance rights and 1,158,677 Share Rights are held by Mr Linton Putland as trustee for the Putland Family Trust.
- 34,470,918 Fully Paid Ordinary Shares and 11,250,000 Performance Rights are held by Tanamera Resources Pte Ltd (a company registered in Singapore). Mr Geoffrey McNamara is the sole director and shareholder of Tanamera Resources Pte Ltd.

Significant Changes in the State of Affairs

There were no significant changes in the state of affairs of the Group during TY2024.

Meetings of Directors

The number of meetings of the Company's Board of Directors ('the Board') and of each Board committee held during TY2024 were:

	Board meetings	
	Attended	Eligible to attend
Zeffron Reeves	3	3
Linton Putland	3	3
Geoffrey McNamara	3	3
Alan Gibson	3	3
Mark Connelly	3	3

The full Board currently undertakes all nomination, remuneration, audit and risk functions.

Shares

As at the date of this report, there are 1,553,414,041 fully paid Ordinary Shares on issue.

Options

As at the date of this report, there are 198,555,153 unissued Ordinary Shares of Tesoro Gold Ltd under option as detailed below:

Issued Date	Number on Issue	Expiry date	Exercise Price
7 July 2022	59,839,496	7 July 2025	\$0.11
13 December 2022	54,915,966	13 December 2025	\$0.07
7 March 2023	60,000,000	13 December 2025	\$0.07
21 July 2023	21,799,691	13 December 2025	\$0.07
16 January 2024	2,000,000	16 January 2026	\$0.027

During the 6-month period ended 31 December 2024, nil shares were issued upon the exercise of options.

Performance Rights

As at the date of this report, there are 76,350,000 Performance Rights on issue which will vest subject to meeting applicable performance criteria.

During the period, the Company issued 70,950,000 performance rights to its Directors under the Company's Incentive Option and Performance Rights Plan with the terms and conditions shown in the Remuneration Report and Note 11 of the Financial Report. 4,600,000 Performance Rights either lapsed or were forfeited and thus were cancelled.

No performance rights were issued during the 30 June 2024 period.

Financial Position

The Group had a total issued capital of \$70,403,696 (30 June 2024: \$61,288,732) at the end of the reporting period.

During TY24, the Group had a net increase in issued capital of \$9,114,964 (30 June 2024: \$3,213,676) net of share issue costs as a result of capital raisings during the year.

As at 31 December 2024, the total assets for the Group are \$47,431,047 (30 June 2024: \$37,681,518) and total liabilities (being trade and other payables, lease liabilities and provisions) amount to \$1,133,289 (30 June 2024: \$694,840).

With a strong working capital position entering the Company's next financial year, the Directors believe the Group is in a strong financial position to pursue its current operations in the near term.

Likely Developments and Expected Results of Operations

The consolidated entity intends to continue its exploration and development activities on its existing projects with no other likely developments or other expected results of operations.

Matters Subsequent to the End of the TY2024

On 17 February 2025, 29,206,470 of Class TSOAB Performance Rights lapsed.

On 13 March 2025, 303,996 share rights expiring on 13 March 2030 were issued to a consultant in lieu of cash for services provided during the 31 December 2024 quarter end.

Other than the above, there are no matters or circumstances that have arisen since the end of TY2024 which significantly affected or may significantly affect the operations of the Group, the results of those operations or the state of affairs of the Group.

Material Business Risks

The Company's exploration and evaluation operations will be subject to the normal risks of mineral exploration. The material business risks that may affect the Company are summarised below.

Future capital raisings

The Company's ongoing activities may require substantial further financing in the future. The Company will require additional funding to continue its exploration and evaluation operations on its projects with the aim to identify economically mineable reserves and resources. Any additional equity financing may be dilutive to Shareholders, may be undertaken at lower prices than the current market price and debt financing, if available, may involve restrictive covenants which limit the Company's operations and business strategy. Although the Directors believe that additional capital can be obtained, no assurances can be made that appropriate capital or funding, if and when needed, will be available on terms favourable to the Company or at all. If the Company is unable to obtain additional financing as needed, it may be required to reduce, delay or suspend its operations and this could have a material adverse effect on the Company's activities and could affect the Company's ability to continue as a going concern.

Exploration risk

The success of the Company depends on the delineation of economically mineable reserves and resources, access to required development capital, movement in the price of commodities, securing and maintaining title to the Company's exploration and mining tenements and obtaining all consents and approvals necessary for the conduct of its exploration activities. Exploration on the Company's existing tenements may be unsuccessful, resulting in a reduction in the value of those tenements, diminution in the cash reserves of the Company and possible relinquishment of the tenements. The exploration costs of the Company are based on certain assumptions with respect to the method and timing of exploration. By their nature, these estimates and assumptions are subject to significant uncertainties and, accordingly, the actual costs may materially differ from these estimates and assumptions.

Accordingly, no assurance can be given that the cost estimates and the underlying assumptions will be realised in practice, which may materially and adversely affect the Company's viability. If the level of operating expenditure required is higher than expected, the financial position of the Company may be adversely affected.

Feasibility and development risks

It may not always be possible for the Company to exploit successful discoveries which may be made in areas in which the Company has an interest. Such exploitation would involve obtaining the necessary licences or clearances from relevant authorities that may require conditions to be satisfied and/or the exercise of discretions by such authorities. It may or may not be possible for such conditions to be satisfied. Further, the decision to proceed to further exploitation may require participation of other companies whose interests and objectives may not be the same as the Company's. There is a complex, multidisciplinary process underway to complete a feasibility study to support any development proposal. There is a risk that the feasibility study and associated technical works will not achieve the results expected. There is also a risk that, even if a positive feasibility study is produced, the project may not be successfully developed for commercial or financial reasons.

Regulatory risk

The Company's operations are subject to various laws and plans, including those relating to mining, prospecting, development permit and licence requirements, industrial relations, environment, land use, royalties, water, native title and cultural heritage, mine safety and occupational health. Approvals, licences and permits required to comply with such rules are subject to the discretion of the applicable government officials.

No assurance can be given that the Company will be successful in maintaining such authorisations in full force and effect without modification or revocation. To the extent such approvals are required and not retained or obtained in a timely manner or at all, the Company may be limited or prohibited from continuing or proceeding with exploration. The Company's business and results of operations could be adversely affected if applications lodged for exploration licences are not granted. Mining and exploration tenements are subject to periodic renewal. The renewal of the term of a granted tenement is also subject to the discretion of the relevant Minister. Renewal conditions may include increased expenditure and work commitments or compulsory relinquishment of areas of the tenements comprising the Company's projects. The imposition of new conditions or the inability to meet those conditions may adversely affect the operations, financial position and/or performance of the Company.

Mineral resource estimate risk

Mineral resource estimates are expressions of judgement based on knowledge, experience and industry practice. These estimates were appropriate when made but may change significantly when new information becomes available. There are risks associated with such estimates. Mineral resource estimates are necessarily imprecise and depend to some extent on interpretations, which may ultimately prove to be inaccurate and require adjustment. Adjustments to resource estimates could affect the Company's future plans and ultimately its financial performance and value. Gold metal price fluctuations, as well as increased production costs or reduced throughput and/or recovery rates, may render resources containing relatively lower grades uneconomic and may materially affect resource estimations.

Environmental risk

The operations and activities of the Company are subject to the environmental laws and regulations of Chile. As with most exploration projects and mining operations, the Company's operations and activities are expected to have an impact on the environment, particularly if advanced exploration or mine development proceeds. The Company attempts to conduct its operations and activities to the highest standard of environmental obligation, including compliance with all environmental laws and regulations. The Company is unable to predict the effect of additional environmental laws and regulations which may be adopted in the future, including whether any such laws or regulations would materially increase the Company's cost of doing business or affect its operations in any area. However, there can be no assurances that new environmental laws, regulations or stricter enforcement policies, once implemented, will not oblige the Company to incur significant expenses and undertake significant investments which could have a material adverse effect on the Company's business, financial condition and performance.

REMUNERATION REPORT (AUDITED)

This report outlines the remuneration arrangements in place for the Key Management Personnel of the Company for TY2024. Due to a change in the Company's financial year-end, the comparative figures in this Remuneration Report are as at 30 June 2024 and for the 12-months then ended. The information provided in this Remuneration Report has been audited as required by Section 308(3C) of the *Corporations Act 2001*.

The Remuneration Report details the remuneration arrangements for Key Management Personnel who are defined as those persons having authority and responsibility for planning, directing and controlling the major activities of the Company and the Group, directly or indirectly, including any Director (whether executive or otherwise) of the parent company, and includes the executives in the Group.

Key Management Personnel

The following are classified as Key Management Personnel:

Directors

Mark Connelly	Non-Executive Chairman
Zeffron Reeves	Managing Director
Linton Putland	Executive Director – Mining and Development
Geoffrey McNamara	Non-Executive Director
Alan Gibson	Non-Executive Director

There were no other Key Management Personnel as at 31 December 2024.

The Remuneration Report is set out under the following main headings:

- a) Principles used to determine the nature and amount of remuneration.
- b) Details of remuneration.
- c) Service agreements.
- d) Equity-based remuneration.
- e) Equity instruments issued on exercise of remuneration options.
- f) Equity instruments issued on the conversion of remuneration performance rights.
- g) Loans to/from Key Management Personnel.
- h) Other transactions with Key Management Personnel.

a) Principles used to determine the nature and amount of remuneration

The objective of the Group's executive reward framework is to ensure reward for performance is competitive and appropriate for the results delivered. The framework aligns executive reward with the achievement of strategic objectives and the creation of value for Shareholders, and it is considered to conform to the market best practice for the delivery of reward. The Board of Directors ('the Board') ensures that executive reward satisfies the following key criteria for good reward governance practices:

- competitiveness and reasonableness;
- acceptability to Shareholders;
- performance linkage / alignment of executive compensation; and
- transparency.

The Board is responsible for determining and reviewing remuneration arrangements for its directors and executives. The performance of the Group depends on the quality of its directors and executives. The remuneration philosophy is to attract, motivate and retain high performance and high-quality personnel.

The Board has structured an executive remuneration framework that is market competitive and complementary to the reward strategy of the Group. The remuneration framework is designed to align executive reward to Shareholders' interests. The Board considers that it should seek to enhance Shareholders' interests by:

- implementing coherent remuneration policies and practices to attract, motivate and retain executives and directors who will create value for Shareholders and who are appropriately skilled and diverse;
- observing those remuneration policies and practices;
- fairly and responsibly rewards executives having regard to Group and individual performance; the performance of the executives and the general external pay environment; and
- integrating human capital and organisational issues into its overall business strategy.

Additionally, the remuneration framework must refer to the following principles when developing recommendations to the Board regarding executive remuneration:

- motivating management to pursue the Group's long-term growth and success;
- demonstrating a clear relationship between the Group's overall performance and the performance of individuals; and
- complying with all relevant legal and regulatory provisions.

In accordance with best practice corporate governance, the structure of non-executive director and executive director remuneration is separate.

The Company has an Incentive Option and Performance Rights Plan ("IOPR") to provide incentive and reward for Eligible Participants and align the interests to participants more closely with the interests of the Shareholders.

The Company also has a Salary Sacrifice Share Rights Plan ("SSSRP") to align the interests of Eligible Participants and Shareholders by providing an opportunity to Eligible Participants to receive an equity interest in the Company in the form of Securities. During TY2024 no Directors or Key Management Personnel participated in the SSSRP. In the 12-month ended 30 June 2024 period, Mr Linton Putland participated in the SSSRP receiving 1,158,677 Share Rights, 880,900 of which related to the financial year 2024.

The Board encourages directors to hold shares in the Company. The Company has a Share Trading Policy which directors and employees are required to comply with. No shares or options were acquired by key management personnel during the year as part of remuneration other than performance rights issued under the IOPR

All remuneration paid to directors and executives is valued at the cost to the Company and expensed.

All performance rights have been valued in accordance with AASB 2, which takes into account factors such as the underlying share price, the expected vesting date and vesting probability in achieving the specified vesting hurdles at the reporting date.

Executive Remuneration

The Group aims to reward executives based on their position and responsibility, with a level and mix of remuneration which may have both fixed and variable components. In respect of executive remuneration, remuneration packages should include an appropriate balance of fixed and performance-based remuneration and may contain any, or all of the following:

Fixed remuneration

Any fixed remuneration component should:

- be reasonable and fair;
- take into account the Group's legal and industrial obligations and labour market conditions;
- be relative to the scale of the Group's business; and
- reflect core performance requirements and expectations.

Performance-based remuneration

Any performance-based remuneration should:

- take into account individual and corporate performance;
- be linked to clearly specified performance targets, which should be;
- aligned to the Group's short and long-term performance objectives; and
- appropriate to its circumstances, goals and risk appetite.

Equity-based remuneration

Equity-based remuneration can include options or performance rights or shares and is especially effective when linked to hurdles that are aligned to the Group's longer-term performance objectives. However, they should be designed so that they do not lead to 'short-termism' on the part of senior executives or the taking of undue risks. The Board is of the opinion that the adoption of performance-based compensation for executives is necessary to reward executives consistent with increases in Shareholder returns.

Termination payments

Termination payments should be agreed in advance, and any agreement should clearly address what will happen in the case of early termination. There should be no payment for removal for misconduct.

Non-Executive Director's Remuneration

Fees and payments to non-executive directors reflect the demands and responsibilities of their role. Non-executive directors' fees and payments are reviewed annually by the Board. The Board may, from time to time, receive advice from independent remuneration consultants to ensure non-executive directors' fees and payments are appropriate and in line with the market.

In respect of non-executive director remuneration, remuneration packages could contain cash fees, superannuation contributions and non-cash benefits in lieu of fees (such as salary sacrifice into superannuation or equity) and may contain any or all of the following:

- fixed remuneration – this should reflect the time commitment and responsibilities of the role;
- performance-based remuneration – The Company acknowledges that the ASX Corporate Governance Council recommends that non-executive directors should generally not receive performance-based remuneration as it may lead to bias in their decision-making and compromise their objectivity. However, the Board may from time to time form the view that an award of performance-based remuneration is appropriate in light of the Company's current position, and strategic objectives;
- equity-based remuneration – non-executive directors can receive equity-based remuneration if Shareholders have approved such an allocation in accordance with the ASX Listing Rules; and
- termination payments – non-executive directors should not be provided with retirement benefit other than superannuation.

ASX Listing Rules require the aggregate non-executive directors' remuneration be determined periodically by a general meeting. The maximum aggregate remuneration payable to Non-Executive Directors currently stands at \$500,000 per annum.

Use of Remuneration Consultants

During TY2024, there was no use of remuneration consultants by the Group.

b) Details of Remuneration

Remuneration of Key Management Personnel is set out below. Due to the change in financial year of the Company, the December 2024 information represents the 6-months ended 31 December 2024 whilst the 30 June 2024 comparative information represents the 12-months ended 30 June 2024.

Director and other KMP	Year	Short-term employee benefits		Post-employment benefits	Share-based payments		Total	Performance based % of remuneration %
		Salary and fees	Other fees	Superannuation	Shares	Performance Rights		
		\$	\$	\$	\$	\$	\$	
Managing Director								
Zeffron Reeves	Dec 2024	122,588 ⁽¹⁾	-	14,210	-	18,250	155,048	11.77
	Jun 2024	249,379	-	27,432	-	(173,001)	103,810	(166.7)
Executive Director – Mining and Development								
Linton Putland	Dec 2024	166,985 ⁽²⁾	-	19,118	-	16,425	202,528	8.11
	Jun 2024	315,660	-	34,723	-	(85,708)	264,675	(32.4)
Non-Executive Director								
Geoffrey McNamara	Dec 2024	25,000	-	-	-	3,342	28,342	11.79
	Jun 2024	50,000	-	-	-	(202,632)	(152,632)	132.8
Non-Executive Director								
Alan Gibson	Dec 2024	-	-	-	-	-	-	-
	Jun 2024	-	-	-	-	-	-	-
Non-Executive Chairman								
Mark Connelly ³	Dec 2024	39,238	-	4,316	-	3,342	46,896	7.13
	Jun 2024	6,250	-	688	-	-	6,938	0.0
Total	Dec 2024	353,811	-	37,644	-	41,359	432,814	
	Jun 2024	633,156	-	64,148	-	(510,085)	187,219	

1. Amount includes net annual leave expense of \$2,588 (2024: \$9,379).
2. Amount includes net annual leave expense of \$16,985 (2024: \$15,660).
3. Appointed on 3 June 2024.

Performance Income as a Proportion of Total Income

Performance income as a proportion of total income for Key Management Personnel is disclosed in the Remuneration Report. The Managing Director's performance related income comprised 11.77 % of his total income for the 6-month period ended 31 December 2024. This percentage is the result of the vesting of performance rights and the relevant accounting treatment which requires fair value of performance rights to the recognised straight line from the date of grant through to the expected vesting date. The amount recognised was \$18,250.

Share-based payments

The terms and conditions of each grant of performance rights affecting remuneration of directors in this financial year or future reporting years are as follows:

Long Term Incentives								
Security	Recipient	Number	Vesting Condition	Exercise Price	Vesting and exercisable date	Expiry Date	Fair Value per Instrument (Note a)	Total Fair Value
Class F	Zeffron Reeves	7,500,000	The 20-day volume weighted average price ("VWAP") of the Company's shares traded on the Australian Securities Exchange ("ASX") exceeding \$0.06 per Share for at least 20 consecutive trading days on which the Company's Shares have actually traded on or before 5 years from the date of issue.	nil	Refer to Note (c)	16-Dec-29	\$0.0207	\$155,250
	Mark Connelly	3,750,000		nil		16-Dec-29	\$0.0207	\$77,625
	Linton Putland	6,750,000		nil		16-Dec-29	\$0.0207	\$139,725
	Geoffrey McNamara	3,750,000		nil		16-Dec-29	\$0.0207	\$77,625
Class G	Zeffron Reeves	7,500,000	The 20-day VWAP of the Company's shares traded on the ASX exceeding \$0.12 per Share for at least 20 consecutive trading days on which the Company's Shares have actually traded on or before 5 years from the date of issue.	nil	Refer to Note (c)	16-Dec-29	\$0.0164	\$123,000
	Mark Connelly	3,750,000		nil		16-Dec-29	\$0.0164	\$61,500
	Linton Putland	6,750,000		nil		16-Dec-29	\$0.0164	\$110,700
	Geoffrey McNamara	3,750,000		nil		16-Dec-29	\$0.0164	\$61,500
Class H	Zeffron Reeves	7,500,000	The 20-day VWAP of the Company's shares traded on the ASX exceeding \$0.20 per Share for at least 20 consecutive trading days on which the Company's Shares have actually traded on or before 5 years from the date of issue.	nil	Refer to Note (c)	16-Dec-29	\$0.0127	\$95,250
	Mark Connelly	3,750,000		nil		16-Dec-29	\$0.0127	\$47,625
	Linton Putland	6,750,000		nil		16-Dec-29	\$0.0127	\$85,725
	Geoffrey McNamara	3,750,000		nil		16-Dec-29	\$0.0127	\$47,625

Note (a)

These instruments were valued using the following methodology, judgments and estimates:

	Class F Performance Rights	Class G Performance Rights	Class H Performance Rights
Methodology	Monte Carlo	Monte Carlo	Monte Carlo
Iterations	100,000	100,000	100,000
Grant date	28-Nov-24	28-Nov-24	28-Nov-24
Expiry date	16-Dec-29	16-Dec-29	16-Dec-29
Share price at grant date (\$)	0.025	0.025	0.025
Exercise price (\$)	nil	nil	nil
VWAP hurdle (\$)	0.06	0.12	0.2
Risk-free rate (%)	3.908	3.908	3.908
Volatility (%)	75%	75%	75%
Dividend yield (%)	nil	nil	nil
Fair value per right, rounded (\$)	0.0207	0.0164	0.0127

Short Term Incentive								
Security	Recipient	Number	Vesting Condition	Exercise Price	Vesting and exercisable date	Expiry Date	Fair Value per Instrument (Note b)	Total Fair Value
Class I	Zeffron Reeves	750,000	Vesting upon the completion of a drilling campaign or drilling campaigns at the El Zorro Project with a total of at least 7,500 metres on or before 30 June 2025.	nil	Refer Note (c)	31-Jul-28	\$0.025	\$18,750
Class J	Zeffron Reeves	750,000	Vesting upon the maintenance of an efficient and accurate health and safety reporting system across the Company's projects to assist with hazard identification, risk assessment and control to mitigate the risk of health and safety incidents to the satisfaction of the Board, and no major safety events occurring at any of the Company's projects as at 30 June 2025.	nil	Refer Note (c)	31-Jul-28	\$0.025	\$18,750
Class K	Zeffron Reeves	750,000	Vesting upon the successful completion of a capital raise of at least \$5m on or before 30 June 2025.	nil	Refer Note (c)	31-Jul-28	\$0.025	\$18,750

Security	Recipient	Number	Vesting Condition	Exercise Price	Vesting and exercisable date	Expiry Date	Fair Value per Instrument (Note b)	Total Fair Value
Class L	Zeffron Reeves	750,000	Vesting in accordance with the assessed individual median percentage performance score of the relevant recipient of the Class L Performance Rights (Executive Performance).	nil	Refer Note (c)	31-Jul-28	\$0.025	\$18,750
	Linton Putland	1,350,000	An example vesting schedule for the Performance Rights is set out below:	nil		31-Jul-28	\$0.025	\$33,750
	Median employee score		percentage	PRs vesting				
	100%		750,000					
	75%		562,500					
	50%		375,000					
	25%		187,500					
	0%		0					
Class M	Linton Putland	1,350,000	Vesting upon completion of sufficient exploration and/or development work to allow further technical and economic analysis of the potential viability of the El Zorro Project to be conducted to collate data required for the Company to conduct a prefeasibility study at the El Zorro Project at the discretion of the Managing Director as assessed at 30 June 2025.	nil	Refer Note (c)	31-Jul-28	\$0.025	\$33,750

Note (b)

The fair value of these instruments is the share price on the date of grant.

Note (c)

For classes I and K, the vesting date of the instruments is any time between the date of grant and 30 June 2025 depending on when the performance hurdle is met. For F,G and H, the vesting date is any time between the date of grant and 31 July 2028 depending on when the performance hurdle is met. For classes J, L and M, the vesting date of the instruments is 30 June 2025 which is the point in time when the satisfaction of the performance hurdle can be determined.

All performance rights were granted over unissued fully paid ordinary shares in the Company. Performance rights vest based on the provision of service over the vesting period and meeting of the vesting conditions. Performance rights are exercisable by the holder as from the vesting date. There has not been any

alteration to the terms or conditions of the grant since the grant date. There are no amounts paid or payable by the recipient in relation to the granting of such performance rights.

Additional information

The losses of the Group for the five years to 31 December 2024 are summarised below where each 30 June period is for the 12-months ended 30 June and the 31 December period is for the 6 months ended:

	31 Dec 2024	30 June 2024	30 June 2023	30 June 2022	30 June 2021
	\$	\$	\$	\$	\$
Sales revenue	-	-	-	-	-
EBITDA	(975,429)	(244,560)	(2,822,691)	(5,436,185)	(5,523,545)
EBIT	(1,004,478)	(306,846)	(2,890,860)	(5,373,738)	(5,568,163)
Loss after tax	(921,901)	(289,383)	(2,868,539)	(5,349,228)	(5,570,786)

The factors that are considered to affect Total Shareholders Return ('TSR') are summarised below where the loss per share for each 30 June period is for the 12-months ended 30 June and the 31 December period is for the 6 months ended 31 December 2024:

	31 Dec 2024	2024	2023	2022	2021
	\$	\$	\$	\$	\$
Share price at financial year end	0.020	0.030	0.027	0.05	0.15
Total dividends declared (cents per share)	-	-	-	-	-
Basic loss per share (cents per share)	(0.06)	(0.03)	(0.32)	(0.79)	(1.03)
Fully diluted loss per share (cents per share)	(0.06)	(0.03)	(0.32)	(0.79)	(1.03)

Equity holdings

All equity dealings with directors have been entered into with terms and conditions no more favourable than those that the Company would have adopted if dealing at arm's length. The relevant interests of each director in share capital at the end of the reporting period are as follows:

Fully Paid Ordinary Shares

Movement in shareholdings of key management personnel

	Opening Balance at 1 July 2024	At appointment /resignation	Purchased on market	On Exercise of conversion of performance rights	Closing Balance at 31 Dec 2024
Directors					
Zeffron Reeves ⁽¹⁾	65,224,417	-	-	-	65,224,417
Linton Putland	-	-	-	-	-
Geoffrey McNamara ⁽²⁾	33,610,546	-	708,000	-	34,318,546
Mark Connelly	-	-	-	-	-
Alan Gibson	-	-	-	-	-
Total	98,834,963	-	708,000	-	99,542,963

1. Held by Zeffron Charles Reeves as trustee for the Palin Trust.

2. Held by Tanamera Resources Pte Ltd (a company registered in Singapore). Geoffrey McNamara is the sole director and shareholder of Tanamera Resources Pte Ltd.

Performance Rights

Movement in Performance Rights of key management personnel

	Opening Balance at 1 July 2024	Lapsed	Granted as remuneration	Closing Balance at 31 Dec 2024	Total vested at 31 Dec 2024
Directors					
Zeffron Reeves ¹	9,225,000	-	25,500,000	34,725,000	-
Linton Putland ²	10,000,000	(4,600,000)	22,950,000	28,350,000	-
Geoffrey McNamara ³	10,805,000	-	11,250,000	22,055,000	-
Mark Connelly	-	-	11,250,000	11,250,000	-
Alan Gibson	-	-	-	-	-
Total	30,030,000	(4,600,000)	70,950,000	96,380,000	-

1. Held by Zeffron Charles Reeves as trustee for the Palin Trust.
2. Held by Linton Putland as trustee for the Putland Family Trust
3. Held by Linkwood Holdings Pte Ltd (a company registered in Singapore). Geoffrey McNamara is a director and substantial shareholder of Linkwood Holdings Pte Ltd.

Share Rights

Movement in Share Rights of key management personnel

	Opening Balance at 1 July 2024	Granted	Expired	Exercised	Closing Balance at 31 Dec 2024
Directors					
Zeffron Reeves	-	-	-	-	-
Linton Putland	1,158,677	-	-	-	1,158,677
Geoffrey McNamara	-	-	-	-	-
Mark Connelly	-	-	-	-	-
Alan Gibson	-	-	-	-	-
Total	1,158,677	-	-	-	1,158,677

c) Service Agreements and Letters of Appointment

Key Management Personnel employment terms are formalised in a service agreement, a summary of which is set out below.

Name	Base Salary/Fees	Terms of Agreement	Termination Notice Period
Mr Zeffron Reeves (Managing Director)	\$240,000 per annum plus superannuation	Until terminated	3 months written notice
Mr Linton Putland (Executive Director – Mining and Development)	\$300,000 per annum plus superannuation	Until terminated	3 months written notice
Mr Geoffrey McNamara (Non-Executive Director)	\$50,000 per annum	Until terminated	Immediately upon written notice
Mr Mark Connelly (Non-Executive Chair)	\$75,000 per annum plus superannuation	Note 1	Note 1
Mr Alan Gibson (Non-Executive Director)	\$nil	Note 1	Note 1

Note 1 - all non-executive directors were appointed by a letter of appointment. Directors can retire in writing as set out in the Constitution. The letters of appointment do not grant termination benefits nor a notice period.

d) Equity-Based Remuneration

The Company rewards Directors for their performance and aligns their remuneration with the creation of shareholder wealth by issuing performance rights. Equity-based remuneration is at the discretion of the Board and no individual has a contractual right to receive any guaranteed benefits.

For the 12-months ended 30 June 2024 period, Director Linton Putland was issued 1,158,677 share rights (determined by 10day VWAP prior to the end of each quarter) under the Company's salary sacrifice plan. \$22,500 was settled via the issuance of 880,900 Share Rights in relation to 2024 salary and \$7,500 was settled via the issuance of 277,777 Share Rights in relation to 2023 salary. There were no share rights issued to any Directors for the 31 December 2024 period.

There were no other equity-based issues to key management personnel during the year.

e) Equity instruments issued on exercise of remuneration options

No remuneration options were exercised during TY2024.

f) Equity Instruments Issued on the Conversion of Remuneration Performance Rights

No Performance Rights were converted during TY2024.

g) Loans to/from Key Management Personnel

There were no loans with key management personnel of the Company during TY2024.

h) Other Transactions with Key Management Personnel

An entity associated with Mr Geoffrey McNamara, a Director, Tanamera Resources Pte Ltd, provided consulting service of \$84,000 during the 6-months ending 31 December 2024 (12-months ended 30 June 2024: \$182,968).

An entity associated with Mr Linton Putland, a Director, LJ Putland & Associates charged \$3,157 for the 6-months ended 31 December 2024 (12-months ended 30 June 2024: \$6,314) for software licence fees.

The entity Culpeo Minerals Limited, which has key management personnel of the Company as its Board of Directors (Geoff McNamara and Zeff Reeves), was charged \$24,975 for the 6-months ended 31 December 2024 (12-months ended 30 June 2024: \$78,384) for the provision of executive administration services.

All transactions were made on normal commercial terms and conditions and at market rates.

Outstanding balances with related parties during the year ended:

	31 Dec 2024	30 Jun 2024
	\$	\$
Payable to Tanamera Pte Ltd	(52,574)	(56,203)
Payable to LJ Putland & Associates	(1,736)	(2,894)
Receivable from Culpeo Minerals Limited	-	6,868

Voting and Comments at the Company's 2024 Annual General Meeting

The adoption of the Remuneration Report for the financial year ended 30 June 2024 was put to the Shareholders of the Company at the Annual General Meeting held on 28 November 2024. The Company received 98.06% of the vote, of those Shareholders who exercised their right to vote, in favour of the Remuneration Report for the 2024 financial year. The resolution was passed without amendment on a poll.

The Company did not receive any specific feedback at the AGM or throughout the year on its remuneration policies.

END OF REMUNERATION REPORT

Diversity

The Company believes that the promotion of diversity on its Board and within the organisation generally is good practice and is committed to managing diversity as a means of enhancing the Company's performance. As at 31 December 2024, there are no women on the Company's Board; the contract Company Secretary is female.

The Company as set out in the Diversity Policy, (accessible from the Company's website) will focus on participation of women on its Board and within senior management and intends to set measurable objectives for achieving gender diversity which will be adhered to once the size and scale of the Company increases sufficiently to permit further additions to the Board or senior management.

Environmental Regulation

The Directors have considered the National Greenhouse and Energy Reporting Act 2007 (the NGER Act) which introduces a single national reporting framework for the reporting and dissemination of information about the greenhouse gas emissions, greenhouse gas projects, and energy use and production of corporations. At the current stage of development, the Directors have determined that the NGER Act will have no effect on the Company for the current or subsequent financial year. The Directors will reassess this position as and when the need arises.

Unissued Shares Under Option

There are currently 198,555,153 unissued shares under option of the Company.

Unissued Shares Under Performance Rights

There are currently 76,350,000 unissued shares under performance rights of the Company.

Unissued Shares Under Share Rights

There are currently 1,658,317 unissued shares under Share rights of the Company.

Indemnifying Officers or Auditor

In accordance with the Constitution, except as may be prohibited by the Corporations Act 2001 every officer, auditor or agent of the Company shall be indemnified out of the property of the Company against any liability incurred by him in his capacity as officer, auditor or agent of the Company or any related corporation in respect of any act or omission whatsoever and howsoever occurring or in defending any proceedings, whether civil or criminal.

The Group has a Directors and Officers insurance policy in place.

Proceedings on Behalf of the Company

No person has applied to the Court under section 237 of the Corporations Act 2001 for leave to bring proceedings on behalf of the Company, or to intervene in any proceedings to which the Company is a party for the purpose of taking responsibility on behalf of the Company for all or part of those proceedings.

Non-Audit Services

The Company may decide to employ the auditor on assignments additional to their statutory audit duties where the auditor's expertise and experience with the Company and/or the group are important.

Details of the amounts paid or payable to the auditor for non-audit services provided during the year by the auditor are outlined in Note 22 to the financial statements.

The Board of Directors has considered the position and is satisfied that the provision of the non-audit services is compatible with the general standard of independence for auditors imposed by the Corporations Act 2001. The Directors are satisfied that the provision of non-audit services by the auditors, as set out below, did not compromise the auditor independence requirements of the Corporations Act 2001 for the following reasons:

- all non-audit services have been reviewed by the Board of Directors to ensure they do not impact the impartiality and objectivity of the auditor; and
- none of the services undermine the general principles relating to the auditor independence as set out in APES 110 Code of Ethics for Professional Accountants.

Auditor's independence declaration

Section 307C of the Corporations Act 2001 requires the Company's auditors to provide the directors of Tesoro with an Independence Declaration in relation to TY2024 ended 31 December 2024. The Independence Declaration is attached to and forms part of this Directors' Report.

Auditors

RSM Australia Partners continues in office in accordance with section 327 of the *Corporations Act 2001*.

There are no officers of the company who are former partners of RSM Australia Partners.

This report is made in accordance with a resolution of Directors, pursuant to section 298(2)(a) of the Corporations Act 2001.

This report is made in accordance with a resolution of the Directors.

On behalf of the Directors



Mr Zeffron Reeves
Managing Director
26 March 2025

Perth, WA

RSM Australia Partners

Level 32 Exchange Tower,
2 The Esplanade Perth WA 6000
GPO Box R1253 Perth WA 6844

T +61 (0) 8 9261 9100

www.rsm.com.au

AUDITOR'S INDEPENDENCE DECLARATION

As lead auditor for the audit of the financial report of Tesoro Gold Limited for the period 1 July 2024 to 31 December 2024, I declare that, to the best of my knowledge and belief, there have been no contraventions of:

- (i) the auditor independence requirements of the *Corporations Act 2001* in relation to the audit; and
- (ii) any applicable code of professional conduct in relation to the audit.


RSM AUSTRALIA


AIK KONG TING
Partner

Perth, WA
Dated: 26 March 2025

THE POWER OF BEING UNDERSTOOD
ASSURANCE | TAX | CONSULTING

RSM Australia Partners is a member of the RSM network and trades as RSM. RSM is the trading name used by the members of the RSM network. Each member of the RSM network is an independent accounting and consulting firm which practices in its own right. The RSM network is not itself a separate legal entity in any jurisdiction.
RSM Australia Partners ABN 36 965 185 036
Liability limited by a scheme approved under Professional Standards Legislation



FINANCIAL REPORT

Consolidated Statement of Profit or Loss and Other Comprehensive Income
For the six months ended 31 December 2024

Consolidated Statement of Profit or Loss and Other Comprehensive Income

		Consolidated	
For the 6-Month Period Ended 31 December 2024		6 Months 31 Dec 2024 \$	12 Months 30 June 2024 \$
Interest income		82,577	17,453
Other income		24,975	169,876
Administration expenses		(124,699)	(307,882)
Consultants expense		(136,641)	(232,168)
Corporate and compliance expenses		(288,210)	(424,772)
Depreciation		(29,049)	(62,286)
Employee related expenses		(252,481)	(468,865)
Equity based payment	11	(41,358)	456,681
Foreign currency translation		(10,897)	7,205
Net recovery of/(provision for) bad debts – VAT	16	53,206	797,779
Interest and finance expenses		(2,945)	(4,353)
Legal and professional fees		(196,379)	(238,061)
Other expenses		-	-
Loss before income tax		(921,901)	(289,393)
Income tax expense	9	-	-
Loss after tax		(921,901)	(289,393)
Other comprehensive income/(loss)			
<i>Items that may be reclassified to profit or loss:</i>			
Exchange differences on translation of foreign operations		1,070,307	(6,402,582)
Other comprehensive income/(loss) for the year, net of tax		1,070,307	(6,402,582)
Total comprehensive income/(loss) for the year		148,406	(6,691,975)
Profit/(loss) attributable to:			
Non-controlling interests		10,254	51,248
Members of the parent		(932,155)	(340,641)
		(921,901)	(289,393)
Total comprehensive (loss)/profit attributable to:			
Non-controlling interests		210,842	(285,235)
Members of the parent		(62,436)	(6,406,740)
		148,406	(6,691,975)
Basic loss per share attributable to members of the parent	14	(0.06)	(0.03)
Diluted loss per share attributable to members of the parent	14	(0.06)	(0.03)

The above consolidated statement of profit or loss and other comprehensive income should be read in conjunction with the accompanying notes.

Consolidated Statement of Financial Position

		Consolidated	
		31 Dec 2024	30 June 2024
		\$	\$
ASSETS			
CURRENT ASSETS			
Cash and cash equivalents	3	3,856,976	302,006
Trade and other receivables	4	683,953	170,793
TOTAL CURRENT ASSETS		4,540,929	472,799
NON-CURRENT ASSETS			
Exploration and evaluation expenditure	5	42,241,179	36,779,375
Property, plant and equipment		387,828	401,614
Right-of-use assets		261,111	27,730
TOTAL NON-CURRENT ASSETS		42,890,118	37,208,719
TOTAL ASSETS		47,431,047	37,681,518
LIABILITIES			
CURRENT LIABILITIES			
Trade and other payables	6	786,495	553,993
Provisions		84,908	108,045
Lease liabilities		41,693	32,802
TOTAL CURRENT LIABILITIES		913,096	694,840
Non-Current Liabilities			
Lease liabilities		220,193	-
Total Non-Current Liabilities		220,193	-
TOTAL LIABILITIES		1,133,289	694,840
NET ASSETS		46,297,758	36,986,678
EQUITY			
Issued capital	7	70,403,696	61,288,732
Reserves	8	(2,946,549)	(3,863,978)
Accumulated losses		(23,213,713)	(22,281,558)
Equity attributable to owners of the Company		44,243,434	35,143,196
Non-controlling interest	18	2,054,324	1,843,482
TOTAL EQUITY		46,297,758	36,986,678

The above consolidated statement of financial position should be read in conjunction with the accompanying notes

Consolidated Statement of Changes in Equity
For the six months ended 31 December 2024

Consolidated Statement of Changes in Equity

	Issued Capital	Accumulated Losses	Equity Based Payment Reserve	Foreign Currency Reserve	Non- Controlling Interest	Total Equity
CONSOLIDATED	\$	\$	\$	\$	\$	\$
Balance at 1 July 2024	61,288,732	(22,281,558)	675,408	(4,539,386)	1,843,482	36,986,678
(Loss)/profit for the year	-	(932,155)	-	-	10,254	(921,901)
Exchange differences arising on translation of foreign currency	-	-	-	869,719	200,588	1,070,307
Total comprehensive loss for the year	-	(932,155)	-	869,719	210,842	148,406
Shares issued during year (Note 7)	9,715,000	-	-	-	-	9,715,000
Issuance of Share Rights in lieu of salary	-	-	6,352	-	-	6,352
Performance Rights expensed (Note 11)	-	-	41,358	-	-	41,358
Conversion of Performance Rights	-	-	-	-	-	-
Options issued	-	-	-	-	-	-
Capital raising costs	(600,036)	-	-	-	-	(600,036)
Balance at 31 December 2024	70,403,696	(23,213,713)	723,118	(3,669,667)	2,054,324	46,297,758

	Issued Capital	Accumulated Losses	Equity Based Payment Reserve	Foreign Currency Reserve	Non- Controlling Interest	Total Equity
CONSOLIDATED	\$	\$	\$	\$	\$	\$
Balance at 1 July 2023	58,075,057	(21,940,917)	1,260,489	1,526,713	2,128,717	41,050,059
Loss for the year	-	(340,641)	-	-	51,248	(289,393)
Exchange differences arising on translation of foreign currency	-	-	-	(6,066,099)	(336,483)	(6,402,582)
Total comprehensive income/(loss) for the year	-	(340,641)	-	(6,066,099)	(285,235)	(6,691,975)
Shares issued during year	3,000,000	-	-	-	-	3,000,000
Buy back of shares	-	-	30,000	-	-	30,000
Conversion of Performance Rights	-	-	(456,681)	-	-	(456,681)
Performance Rights vesting expense for the year	435,994	-	(435,994)	-	-	-
Options issued	(16,000)	-	277,594	-	-	261,594
Capital raising costs	(206,319)	-	-	-	-	(206,319)
Balance at 30 June 2024	61,288,732	22,281,558	675,408	(4,539,386)	1,843,482	36,986,678

The above consolidated statement of changes in equity should be read in conjunction with the accompanying notes

Consolidated Statement of Cash Flows
For the six months ended 31 December 2024

Consolidated Statement of Cash Flows

For the 6-Months Period Ended 31 December 2024

		Consolidated	
		6 month period ended 31 Dec 2024 \$	12 month ended 30 June 2024 \$
Cash flows from operating activities			
Interest received		82,577	17,453
Interest paid		(2,472)	(4,353)
Other income (inclusive of GST)		24,975	169,876
VAT refunded		385,807	1,358,333
Payments to suppliers and employees (inclusive of GST)		(1,166,646)	(1,511,870)
Net cash flows from/(used in) operating activities	19	(675,759)	29,439
Cash Flows from investing activities			
Payments for exploration and evaluation		(4,917,606)	(5,313,394)
Purchase of plant and equipment		(7,661)	(593)
Net cash flows used in investing activities		(4,925,267)	(5,313,987)
Cash flows from financing activities			
Proceeds from share issue		9,715,000	3,000,000
Payments for share issue cost		(600,036)	(206,319)
Repayment of lease liabilities		(28,534)	(59,342)
Net cash flows from financing activities		9,086,430	2,734,339
Net increase/(decrease) in cash and cash equivalents		3,485,404	(2,550,209)
Cash and cash equivalents at beginning of the financial year		302,006	2,816,061
Effect of exchange rate changes on cash and cash equivalents		69,566	36,154
Cash and cash equivalents at end of the financial year	3	3,856,976	302,006

The above consolidated statement of cash flows should be read in conjunction with the accompanying notes

1. Material Accounting Policy Information

This financial report includes the financial statements and notes of Tesoro Gold Ltd and controlled entities ("consolidated entity" or the "Group") of which it controlled at the end of, or during, the transitional financial year. The separate financial statements and notes of Tesoro Gold Ltd as an individual parent entity ("Company") have not been presented within this financial report as permitted by the Corporations Act 2001.

The financial statements are presented in Australian dollars, which is Tesoro Gold Ltd's functional and presentation currency.

The Group's principal activities are mineral exploration. A detailed description of the nature of the consolidated entity's operations and its principal activities are included in the directors' report, which is not part of the financial statements.

Basis of Preparation

The financial report is a general-purpose financial report, which has been prepared in accordance with the requirements of the Corporations Act 2001, Accounting Standards and Interpretations and complies with other requirements of the law.

The financial report has been prepared on an accrual basis and is based on historical costs, modified, where applicable, by the measurement at fair value of selected non-current assets, financial assets and financial liabilities.

The Company is an ASX listed public company limited by shares, incorporated in and domiciled in Australia and operating in Australia and Chile.

Historical cost convention

The financial statements have been prepared under the historical cost convention, except for, where applicable, the revaluation of available-for-sale financial assets, financial assets and liabilities at fair value through profit or loss, certain classes of plant and equipment and derivative financial instruments.

Critical accounting estimates

The preparation of the financial statements required the use of certain accounting estimates. It also required management to exercise its judgement in the process of applying the consolidated entity's accounting policies. The areas involving a higher degree of judgement or complexity, or areas where assumptions and estimates are significant to the financial statements are disclosed in note 2.

Statement of Compliance

The financial statements were authorised for issue, in accordance with a resolution of directors, on 26 March 2025. The directors have the power to amend and reissue the financial statements.

The financial report complies with Australian Accounting Standards, which include Australian equivalents to International Financial Reporting Standards (AIFRS). Compliance with AIFRS ensures that the financial report, comprising the financial statements and notes thereto, complies with International Financial Reporting Standards (IFRS).

New or Amended Accounting Standards and Interpretations Adopted

The Group has adopted all of the new or amended Accounting Standards and Interpretations issued by the Australian Accounting Standards Board ("AASB") that are mandatory for the current reporting period.

Any new or amended Accounting Standards or Interpretations that are not yet mandatory have not been early adopted.

Principles of Consolidation

The consolidated financial statements incorporate the assets and liabilities of all subsidiaries of Tesoro Gold Ltd ("Company" or "parent entity") as at 31 December 2024 and the results of all subsidiaries for the period then ended. Tesoro Gold Ltd and its subsidiaries together are referred to in these financial statements as the "consolidated entity" or "Group".

Subsidiaries are all those entities over which the Company has control. The Company controls an entity when the Company is exposed to, or has rights to, variable returns from its involvement with the entity and has the ability to affect those returns through its power to direct the activities of the entity. Subsidiaries are fully consolidated from the date on which control is transferred to the Company. They are de-consolidated from the date that control ceases. Intercompany transactions, balances and unrealised gains on transactions between entities in the Group are eliminated. Unrealised losses are also eliminated unless the transaction provides evidence of the impairment of the asset transferred. Accounting policies of subsidiaries have been changed where necessary to ensure consistency with the policies adopted by the Group.

The acquisition of subsidiaries has been accounted for using the purchase method of accounting. The purchase method of accounting involves allocating the cost of the business combination to the fair value of the assets acquired and the liabilities and contingent liabilities assumed at the date of acquisition. Accordingly, the consolidated financial statements include the results of subsidiaries for the period from their acquisition.

Non-controlling interest in the results and equity of subsidiaries are shown separately in the statement of profit or loss and other comprehensive income, statement of financial position and statement of changes in equity of the Group. Losses incurred by the Group are attributed to the non-controlling interest in full, even if that results in a deficit balance.

Where the Group loses control over a subsidiary, it derecognises the assets including goodwill, liabilities and non-controlling interest in the subsidiary together with any cumulative translation differences recognised in equity. The Group recognises the fair value of the consideration received and the fair value of any investment retained together with any gain or loss in statement of profit or loss and other comprehensive income.

Parent Entity Information

In accordance with the Corporations Act 2001, these financial statements present the results of the consolidated entity only. Supplementary information about the parent entity is disclosed in note 20.

Foreign Currency Translation

The financial statements are presented in Australian dollars, which is the Group's functional and presentation currency.

Foreign currency transactions

Foreign currency transactions are translated into Australian dollars using the exchange rates prevailing at the dates of the transactions. Foreign exchange gains and losses resulting from the settlement of such transactions and from the translation at financial period-end exchange rates of monetary assets and liabilities denominated in foreign currencies are recognised in statement of profit or loss and other comprehensive income.

Foreign operations

The assets and liabilities of foreign operations are translated into Australian dollars using the exchange rates at the reporting date. The revenues and expenses of foreign operations are translated into Australian dollars using the average exchange rates, which approximate the rates at the dates of the transactions, for the period. All resulting foreign exchange differences are recognised in other comprehensive income through the foreign currency reserve in equity.

The foreign currency reserve is recognised in statement of profit or loss and other comprehensive income when the foreign operation or net investment is disposed of.

Goods and Services Tax ('GST') and other similar taxes

Revenues, expenses and assets are recognised net of the amount of associated GST, unless the GST incurred is not recoverable from the tax authority. In this case it is recognised as part of the cost of the acquisition of the asset or as part of the expense.

Receivables and payables are stated inclusive of the amount of GST receivable or payable. The net amount of GST recoverable from, or payable to, the tax authority is included in other receivables or other payables in the statement of financial position.

Cash flows are presented on a gross basis. The GST components of cash flows arising from investing or financing activities which are recoverable from, or payable to the tax authority, are presented as operating cash flows.

Commitments and contingencies are disclosed net of the amount of GST recoverable from, or payable to, the tax authority.

Current and Non-Current Classification

Assets and liabilities are presented in the statement of financial position based on current and non-current classification.

An asset is classified as current when: it is either expected to be realised or intended to be sold or consumed in the consolidated entity's normal operating cycle; it is held primarily for the purpose of trading; it is expected to be realised within 12 months after the reporting period; or the asset is cash or cash equivalent unless restricted from being exchanged or used to settle a liability for at least 12 months after the reporting period. All other assets are classified as non-current.

A liability is classified as current when: it is either expected to be settled in the consolidated entity's normal operating cycle; it is held primarily for the purpose of trading; it is due to be settled within 12 months after the reporting period; or there is no unconditional right to defer the settlement of the liability for at least 12 months after the reporting period. All other liabilities are classified as non-current.

Employee Benefits

Short-term employee benefits

Liabilities for wages and salaries, including non-monetary benefits, annual leave and long service leave expected to be settled wholly within 12 months of the reporting date are measured at the amounts expected to be paid when the liabilities are settled.

Other long-term employee benefits

The liability for annual leave and long service leave not expected to be settled within 12 months of the reporting date are measured at the present value of expected future payments to be made in respect of services provided by employees up to the reporting date using the projected unit credit method. Consideration is given to expected future wage and salary levels, experience of employee departures and periods of service. Expected future payments are discounted using market yields at the reporting date on corporate bonds with terms to maturity and currency that match, as closely as possible, the estimated future cash outflows.

Defined contribution superannuation expense

Contributions to defined contribution superannuation plans are expensed in the period in which they are incurred.

Share-based payments

Equity-settled and cash-settled share-based compensation benefits are provided to employees.

Equity-settled transactions are awards of shares, or options over shares, that are provided to employees in exchange for the rendering of services. Cash-settled transactions are awards of cash for the exchange of services, where the amount of cash is determined by reference to the share price.

The cost of equity-settled transactions are measured at fair value on grant date. Fair value is independently determined using either the Binomial or Black-Scholes option pricing model that takes into account the exercise price, the term of the option, the impact of dilution, the share price at grant date and expected price volatility of the underlying share, the expected dividend yield and the risk free interest rate for the term of the option, together with non-vesting conditions that do not determine whether the consolidated entity receives the services that entitle the employees to receive payment. No account is taken of any other vesting conditions.

The cost of equity-settled transactions are recognised as an expense with a corresponding increase in equity over the vesting period. The cumulative charge to profit or loss is calculated based on the grant date fair value of the award, the best estimate of the number of awards that are likely to vest and the expired portion of the vesting period. The amount recognised in profit or loss for the period is the cumulative amount calculated at each reporting date less amounts already recognised in previous periods.

The cost of cash-settled transactions is initially, and at each reporting date until vested, determined by applying either the Binomial or Black-Scholes option pricing model, taking into consideration the terms and conditions on which the award was granted. The cumulative charge to profit or loss until settlement of the liability is calculated as follows:

- during the vesting period, the liability at each reporting date is the fair value of the award at that date multiplied by the expired portion of the vesting period.

- from the end of the vesting period until settlement of the award, the liability is the full fair value of the liability at the reporting date.

All changes in the liability are recognised in profit or loss. The ultimate cost of cash-settled transactions is the cash paid to settle the liability.

Market conditions are taken into consideration in determining fair value. Therefore, any awards subject to market conditions are considered to vest irrespective of whether or not that market condition has been met, provided all other conditions are satisfied.

If equity-settled awards are modified, as a minimum an expense is recognised as if the modification has not been made. An additional expense is recognised, over the remaining vesting period, for any modification that increases the total fair value of the share-based compensation benefit as at the date of modification.

If the non-vesting condition is within the control of the consolidated entity or employee, the failure to satisfy the condition is treated as a cancellation. If the condition is not within the control of the consolidated entity or employee and is not satisfied during the vesting period, any remaining expense for the award is recognised over the remaining vesting period, unless the award is forfeited.

If equity-settled awards are cancelled, it is treated as if it has vested on the date of cancellation, and any remaining expense is recognised immediately. If a new replacement award is substituted for the cancelled award, the cancelled and new award is treated as if they were a modification.

New Accounting Standards and Interpretations not yet Mandated or Early Adopted

Australian Accounting Standards and Interpretations that have recently been issued or amended but are not yet mandatory, have not been early adopted by the Group for the annual reporting period ended 31 December 2024. The Group's assessment of the impact of these new or amended Accounting Standards and Interpretations, most relevant to the consolidated entity, are set out below.

AASB 18 Presentation and Disclosure in Financial Statements

This standard is applicable to annual reporting periods beginning on or after 1 January 2027 and early adoption is permitted. The standard replaces IAS 1 'Presentation of Financial Statements', with many of the original disclosure requirements retained and there will be no impact on the recognition and measurement of items in the financial statements. But the standard will affect presentation and disclosure in the financial statements, including introducing five categories in the statement of profit or loss and other comprehensive income: operating, investing, financing, income taxes and discontinued operations. The standard introduces two mandatory sub-totals in the statement: 'Operating profit' and 'Profit before financing and income taxes'. There are also new disclosure requirements for 'management-defined performance measures', such as earnings before interest, taxes, depreciation and amortisation ('EBITDA') or 'adjusted profit'. The standard provides enhanced guidance on grouping of information (aggregation and disaggregation), including whether to present this information in the primary financial statements or in the notes. The Group will adopt this standard from 1 January 2027 and it is expected that there will be a significant change to the layout of the statement of profit or loss and other comprehensive income.

Going Concern

The financial statements have been prepared on the basis of going concern which contemplates continuity of normal business activities and the realisation of assets and settlement of liabilities in the ordinary course of business.

As disclosed in the financial statements, the Group held cash and cash equivalents of \$3,856,976, had net working capital of \$3,627,835 and incurred a loss of \$921,901 and had net cash outflows from operating and investing activities of \$675,759 and \$4,925,267 respectively for the 6-month period ended 31 December 2024. To meet the working capital required in the next 12 months from the date of financial statement issue, the Company plans to issue additional capital. However, the success of this capital issuance is uncertain and is subject to market conditions and investor interest. This situation indicates that there is a material uncertainty that may cast significant doubt on the Group's ability to continue as a going concern.

The Group has not generated revenues from operations and is principally dependent upon the ability of the Group to meet its working capital requirement by raising additional funds from equity markets and potential investors and curtailing corporate, administration expenses and overhead cash outflows until such time as it attains positive cash flows from operating activities.

Although the above paragraphs may be an indication of a material uncertainty with respect to the Group's ability to continue as a Going Concern, the Directors believe that there are reasonable grounds to believe that the Group will be able to continue as a Going Concern, after consideration the following factors:

- During the period, the Group completed a placement, raising \$9.7 million before costs (Note 7), continuing to demonstrate its ability to issue equity securities to raise working capital if and when required; and
- The Group has historically demonstrated an ability to curtail corporate and administration expenses and overhead cash outflows as and when required.

Accordingly, the Directors believe that the Group will be able to continue as a going concern and that it is appropriate to adopt the going concern basis in the preparation of the financial report.

The financial report does not include any adjustments relating to the amounts or classification of recorded assets or liabilities that might be necessary if the Group does not continue as a going concern.

2. Significant Accounting Estimates and Judgements

The application of accounting policies requires the use of judgements, estimates and assumptions about carrying values of assets and liabilities that are not readily apparent from other sources. The estimates and associated assumptions are based on historical experience and other factors that are considered to be relevant. Actual results may differ from these estimates.

Exploration and evaluation expenditure

Exploration and evaluation costs have been capitalised on the basis that the Group will commence commercial production in the future, from which time the costs will be amortised in proportion to the depletion of the mineral resources. Key judgements are applied in considering costs to be capitalised which includes determining expenditures directly related to these activities and allocating overheads between those that are expensed and capitalised. In addition, costs are only capitalised that are expected to be recovered either through successful development or sale of the relevant mining interest.

Notes to the Consolidated Financial Statements

For the six months ended 31 December 2024

Factors that could impact the future commercial production at the mine include the level of reserves and resources, future technology changes, which could impact the cost of mining, future legal changes and changes in commodity prices. To the extent that capitalised costs are determined not to be recoverable in the future, they will be written off in the period in which this determination is made.

Share-based payment transactions

The Group measures the cost of equity-settled transactions with employees by reference to the fair value of the equity instruments at the date at which they are granted. The fair value is determined by using either the Binomial or Black-Scholes model taking into account the terms and conditions upon which the instruments were granted. The accounting estimates and assumptions relating to equity-settled share-based payments would have no impact on the carrying amounts of assets and liabilities within the next annual reporting period but may impact profit or loss and equity.

	6 Months 31 Dec 2024 \$	12 Months 30 June 2024 \$
3. Cash and Cash Equivalent		
Cash at bank	3,856,976	302,006

Cash comprises cash at bank and in hand. Cash equivalents are short term, highly liquid investments that are readily convertible to known amounts of cash and which are subject to an insignificant risk of changes in value. For the purposes of the statement of cash flows, cash and cash equivalents consist of cash and cash equivalents as defined above. Cash at bank earns interest at floating rates based on daily bank deposit rates.

	31 Dec 2024 \$	30 June 2024 \$
4. Trade and Other Receivables		
Advances to external parties	973	4,291
Other receivables	172,068	7,143
GST & VAT recoverable	330,364	22,242
Prepayments	146,400	102,969
Deposits	34,148	34,148
	<u>683,953</u>	<u>170,793</u>

Current trade receivables are non-interest bearing and are normally settled on 60-day terms. This balance is current receivables incurred on a day-to-day operational basis and considered unimpaired.

	6 Months 31 Dec 2024 \$	12 Months 30 June 2024 \$
5. Exploration and Evaluation Expenditure		
Costs carried forward in respect of areas of interest	42,241,179	36,779,375
Opening balance	36,779,375	38,429,591
Exploration expenditure capitalised	4,455,794	4,697,432
Foreign currency translation	1,006,010	(6,347,648)
	<u>42,241,179</u>	<u>36,779,375</u>

The recoupment of costs carried forward in relation to areas of interest in the exploration and evaluation phases are dependent on the successful development and commercial exploitation or sale of the respective areas.

Exploration and evaluation expenditures in relation to each separate area of interest are recognised as an exploration and evaluation asset in the year in which they are incurred where the following conditions are satisfied:

- the rights to tenure of the area of interest are current; and
- at least one of the following conditions is also met:

- (i) the exploration and evaluation expenditures are expected to be recouped through successful development and exploitation of the area of interest, or alternatively, by its sale; or
- (ii) exploration and evaluation activities in the area of interest have not at the balance date reached a stage which permits a reasonable assessment of the existence or otherwise of economically recoverable reserves, and active and significant operations in, or in relation to, the area of interest are continuing.

Exploration and evaluation assets are initially measured at cost and include acquisition of rights to explore, studies, exploratory drilling, trenching, assaying, sampling and associated activities and an allocation of depreciation and amortised of assets used in exploration and evaluation activities. General and administrative costs are only included in the measurement of exploration and evaluation costs where they are related directly to operational activities in a particular area of interest.

Exploration and evaluation assets are assessed for impairment when facts and circumstances suggest that the carrying amount of an exploration and evaluation asset may exceed its recoverable amount. The recoverable amount of the exploration and evaluation asset (for the cash generating unit(s) to which it has been allocated being no larger than the relevant area of interest) is estimated to determine the extent of the impairment loss (if any). Where an impairment loss subsequently reverses, the carrying amount of the asset is increased to the revised estimate of its recoverable amount, but only to the extent that the increased carrying amount does not exceed the carrying amount that would have been determined had no impairment loss been recognised for the asset in previous years.

Where a decision has been made to proceed with development in respect of a particular area of interest, the relevant exploration and evaluation asset is tested for impairment and the balance is then reclassified to a mine development asset.

	31 Dec 2024 \$	30 June 2024 \$
6. Current Liabilities		
(a) Trade and Other Payables		
Trade payables ⁽ⁱ⁾	485,266	298,679
Other payables	301,229	255,314
	<u>786,495</u>	<u>553,993</u>

- (i) Trade payables are non-interest bearing and are normally settled on 30-day terms.

Trade payables and other payables are carried at amortised cost and represent liabilities for goods and services and, employment related payables provided to the Group prior to the end of the financial year that are unpaid and arise when the Group becomes obliged to make future payments in respect of the purchase of these goods and services. Trade and other payables are presented as current liabilities unless payment is not due within 12 months.

7. Issued Capital

1,553,414,041 (2024: 1,229,580,708) issued and fully paid ordinary shares

Movement in ordinary shares on issue
Opening balance

Placement – shares issued at \$0.03 per share
Share issue costs

At 31 December 2024

Movement in ordinary shares on issue
Opening balance

Placement – shares issued at \$0.018 per share
Conversion of Performance Rights
Share issue costs

At 30 June 2024

	31 Dec 2024 \$	30 June 2024 \$
	70,403,696	61,288,732
	<u>70,403,696</u>	<u>61,288,732</u>
	6 Months 31 Dec 2024 Number	6 Months 31 Dec 2024 \$
	1,229,580,708	61,288,732
	323,833,333	9,715,000
	-	(600,036)
	<u>1,553,414,041</u>	<u>70,403,696</u>
	6 Months 30 June 2024 Number	12 Months 30 June 2024 \$
	<u>1,053,612,571</u>	<u>58,075,057</u>
	166,666,667	3,000,000
	9,301,470	435,994
	-	(222,319)
	<u>1,229,580,708</u>	<u>61,288,732</u>

Issued Capital

Ordinary shares are classified as equity. Incremental costs directly attributable to the issue of new shares or options are shown in equity as deduction from the proceeds.

Incremental costs directly attributable to the issue of new shares or options are shown in equity as a deduction, net of tax, from the proceeds.

Terms of Ordinary Shares

Voting Rights

Ordinary shares participate in dividends and the proceeds on winding up of the Company in proportion to the number of shares held and in proportion to the amount paid up on the shares held.

At Shareholders meeting, each ordinary share is entitled to one vote in proportion to the paid-up amount of the share when a poll is called, otherwise each Shareholder has one vote on a show of hands.

Share buy-back

There is no current on-market share buy-back.

8. Reserves

Equity Based Payments Reserve (a)

Foreign Currency Translation Reserve (b)

Balance at end of the year

	31 Dec 2024 \$	30 June 2024 \$
	723,118	675,408
	(3,669,667)	(4,539,386)
	<u>2,946,549</u>	<u>(3,863,978)</u>

(a) Equity Based Payments Reserve

Performance Rights Reserve

	6 Months 31 Dec 2024 Number	6 Months 31 Dec 2024 \$
<i>Movement in Performance Rights Reserve</i>		
Opening balance	40,365,147	28,876
Share Rights issued in lieu of salaries	195,644	6,352
Performance Rights lapsed and expired	(4,600,000)	-
Vesting expense for Performance Rights issued	70,950,000	41,358
Conversion of Performance rights	-	-
Balance at end of the year	<u>106,910,791</u>	<u>76,586</u>

	12 Months 30 June 2024 Number	12 Months 30 June 2024 \$
<i>Movement in Performance Rights Reserve</i>		
Opening balance	73,087,940	891,550
Share Rights issued in lieu of salaries	1,158,677	30,000
Performance Rights lapsed and expired	(24,580,000)	(313,266)
Vesting reversal for Performance Rights on issue	-	(143,415)
Conversion of Performance rights	(9,301,470)	(435,993)
Balance at end of the year	<u>40,365,147</u>	<u>28,876</u>

Options Reserve

	6 Months 31 Dec 2024 Number	6 Months 31 Dec 2024 \$
<i>Movement in Option Reserve</i>		
Opening balance	198,555,153	646,533
Broker Options issued in lieu of fees	-	-
Balance at end of the year	<u>198,555,153</u>	<u>646,533</u>

	12 Months 30 June 2024 Number	12 Months 30 June 2024 \$
<i>Movement in Option Reserve</i>		
Opening balance	174,755,462	368,939
Broker Options issued in lieu of fees	23,799,691	277,594
Balance at end of the year	<u>198,555,153</u>	<u>646,533</u>

	6 Months 31 Dec 2024 \$	12 Months 30 June 2024 \$
(b) Foreign Currency Reserve		
<i>Movement in Foreign Currency Reserve</i>		
Opening balance	(4,539,386)	1,526,713
Foreign currency translation movement	869,719	(6,066,099)
Balance at end of the year	<u>(3,669,667)</u>	<u>(4,539,386)</u>

Equity Based Payments Reserve:

This reserve is used to record the value of equity benefits provided to directors and employees as part of their remuneration, including the issuance of share rights in lieu of salaries.

Foreign Currency Translation Reserve:

Foreign currency translation reserve records exchange differences arising on translation of the subsidiaries' functional currency (Chilean Pesos) into presentation currency at balance date.

Foreign Operations

The assets and liabilities of foreign operations are translated into Australian dollars using the exchange rates at the reporting date. The revenues and expenses of foreign operations are translated into Australian dollars using the average exchange rates, which approximate the rates at the dates of the transactions, for the period. All resulting foreign exchange differences are recognised in other comprehensive income through the foreign currency reserve in equity.

The foreign currency reserve is recognised in profit or loss when the foreign operation or net investment is disposed of.

9. Income Tax

	6 months 31 Dec 2024 \$	12 months 30 June 2024 \$
a. The components of tax expense/(benefit) comprise:		
Current tax	-	-
Deferred tax	-	-
Income tax expense/(benefit) reported in statement of profit or loss and other comprehensive income	<u>-</u>	<u>-</u>
b. The prima facie tax expense/(benefit) on loss from ordinary activities before income tax is reconciled to the income tax as follows:		
Prima facie tax benefit on loss from ordinary activities before income tax at 30% (June 2024: 30%)	(276,571)	(86,818)
Add tax effect of:		
- Revenue losses not recognised	183,801	532,172
- Other non-allowable items	40,956	(104,558)
- Other deferred tax balances not recognised	52,980	(74,470)
- Other non-allowable items	(1,166)	(266,326)
Income tax expense/(benefit) reported in the consolidated statement of profit or loss and other comprehensive income from ordinary operations	<u>-</u>	<u>-</u>

c. Deferred tax recognised at 30% (June 2024: 30%):

Deferred tax liabilities:

- Right-of-use-asset	(78,333)	(8,319)
- Unrealised foreign exchange gain	-	(1,853)
- Prepayments	(5,626)	(293)

Deferred tax assets:

- Carry forward revenue losses	83,959	10,465
--------------------------------	--------	--------

Net deferred tax

-	-
---	---

d. Unrecognised deferred tax assets at 30% (June 2024: 30%):

Carry forward revenue losses	3,706,432	3,630,618
Carry forward capital losses	73,900	73,900
Capital raising costs	92,353	73,982
Borrowing costs	32,703	32,703
Lease liabilities	78,567	9,840
Provisions and accruals	38,043	39,443
Other	3,185	-
	4,025,183	3,860,486

The tax benefits of the above deferred tax assets will only be obtained if:

- (a) the Company derives future assessable income of a nature and of an amount sufficient to enable the benefits to be utilised;
- (b) the Company continues to comply with the conditions for deductibility imposed by law; and
- (c) no changes in income tax legislation adversely affect the Company in utilising the benefits.

Income tax

The income tax expense or benefit for the period is the tax payable on that period's taxable income based on the applicable income tax rate for each jurisdiction, adjusted by the changes in deferred tax assets and liabilities attributable to temporary differences, unused tax losses and the adjustment recognised for prior periods, where applicable.

Deferred tax assets and liabilities are recognised for temporary differences at the tax rates expected to be applied when the assets are recovered or liabilities are settled, based on those tax rates that are enacted or substantively enacted, except for:

- When the deferred income tax asset or liability arises from the initial recognition of goodwill or an asset or liability in a transaction that is not a business combination and that, at the time of the transaction, affects neither the accounting nor taxable profits; or
- When the taxable temporary difference is associated with interests in subsidiaries, associates or joint ventures, and the timing of the reversal can be controlled and it is probable that the temporary difference will not reverse in the foreseeable future.

Deferred tax assets are recognised for deductible temporary differences and unused tax losses only if it is probable that future taxable amounts will be available to utilise those temporary differences and losses.

The carrying amount of recognised and unrecognised deferred tax assets are reviewed at each reporting date. Deferred tax assets recognised are reduced to the extent that it is no longer probable that future taxable profits will be available for the carrying amount to be recovered. Previously unrecognised deferred tax assets are recognised to the extent that it is probable that there are future taxable profits available to recover the asset.

Deferred tax assets and liabilities are offset only where there is a legally enforceable right to offset current tax assets against current tax liabilities and deferred tax assets against deferred tax liabilities; and they relate to the same taxable authority on either the same taxable entity or different taxable entities which intend to settle simultaneously.

Tesoro Gold Ltd (the 'head entity') and its wholly-owned Australian subsidiaries have formed an income tax consolidated group under the tax consolidation regime. The head entity and each subsidiary in the tax consolidated group continue to account for their own current and deferred tax amounts. The tax consolidated group has applied the 'separate taxpayer within group' approach in determining the appropriate amount of taxes to allocate to members of the tax consolidated group.

In addition to its own current and deferred tax amounts, the head entity also recognises the current tax liabilities (or assets) and the deferred tax assets arising from unused tax losses and unused tax credits assumed from each subsidiary in the tax consolidated group.

Assets or liabilities arising under tax funding agreements with the tax consolidated entities are recognised as amounts receivable from or payable to other entities in the tax consolidated group. The tax funding arrangement ensures that the intercompany charge equals the current tax liability or benefit of each tax consolidated group member, resulting in neither a contribution by the head entity to the subsidiaries nor a distribution by the subsidiaries to the head entity.

10. Key Management Personnel Disclosures

The aggregate compensation made to the directors and other key management personnel of the Group is set out below:

	6 Months 31 Dec 2024 \$	12 Months 30 June 2024 \$
Short-term benefits	353,811	633,156
Post-employment benefits	37,644	64,148
Share-based payments	41,359	(510,085)
	432,814	187,219

11. Equity Based Payments

Equity based payments included in the Statement of Financial Position for the year are as follows:

Share Rights

	6 Months 31 Dec 2024 \$	12 Months 30 June 2024 \$
Salary sacrifice plan ¹	6,352	30,000
	6,352	30,000

- During the 6-months ended 31 December 2024, a consultant was issued 195,644 under the Company's salary sacrifice plan. During the 12-months ended 30 June 2024, Director Linton Putland was issued 1,158,677 share rights. Each of these issuances were determined by applying a 10-day VWAP prior to the end of each quarter as per the Company's salary sacrifice plan to the salary amounts sacrificed for the respective quarter.

Notes to the Consolidated Financial Statements
For the six months ended 31 December 2024

Options

	6 Months 31 Dec 2024 \$	12 Months 30 June 2024 \$
21,799,691 Broker Options exercisable at \$0.07 on or before 31 December 2025	-	261,594
2,000,000 Broker Options exercisable at \$0.027 on or before 18 January 2026	-	16,000
	-	277,594

The Trinomial Lattice Option Pricing model was used to value the Broker Options, and the following table lists the inputs to the model used for the valuation of the options:

	Broker Options	Broker Options
Number on issue	21,799,691	2,000,000
Grant date	13 December 2022	13 November 2023
Issue date	21 July 2023	13 November 2023
Expiry date	31 December 2025	18 January 2026
Exercise price	\$0.07	\$0.018
Risk-free interest rate	3.12%	3.00%
Share price at grant date	\$0.033	\$0.027
Expected volatility	100%	100%
Dividend yield	-	-
Vesting period	-	-
Number vested as at 31 December 2024	21,799,691	2,000,000
Number exercisable as at 31 December 2024	21,799,691	2,000,000
Fair value per option	\$0.012	\$0.008
Amount recognised as share issue costs	\$261,594	\$16,000

Notes to the Consolidated Financial Statements
For the six months ended 31 December 2024

Equity based payments included in the Statement of Profit or Loss and Other Comprehensive Income for the period are detailed below:

	6 Months 31 Dec 2024 \$	12 Months 30 June 2024 \$
Performance rights and share issued included in statement of profit or loss and other comprehensive income as equity-based payments expense:		
<u>Current period issuances</u>		
Performance rights vesting period (reversal)/expense - Directors ⁽⁴⁾	41,358	-
<u>Prior period issuances</u>		
Performance rights vesting period (reversal)/expense - Directors ⁽¹⁾	-	(375,633)
Performance rights vesting period (reversal)/expense - Directors ⁽²⁾	-	(134,453)
Performance rights vesting period expense - employees ⁽³⁾	-	53,405
	<u>41,358</u>	<u>(456,681)</u>

1. Director Performance Rights – Prior to the 31 December 2024 period

On 31 January 2020, the Company issued Performance Rights to the Company's Managing Director and Non-executive Director in connection with their appointments as directors upon the reverse acquisition of Tesoro Australia Limited completed 29 January 2020.

At 31 December 2024, the Company had on issue 20,030,000 Performance Rights to Mr Zeffron Reeves and Mr Geoffrey McNamara (30 June 2024: 20,030,000).

The total amount recognised as equity-based payment expense/(reversal) for the year ended 31 December 2024 was \$nil as it was deemed in prior period that the relevant performance hurdles could not be met by the vesting date (30 June 2023: reversal of \$375,633).

2. Director Performance Rights – Prior to the 31 December 2024 period

On 28 April 2022, the Company issued 10,000,000 Performance Rights to Executive Director of Mining and Development Mr Linton Putland and 4,550,000 Performance Rights to Non-Executive Director Ms Kristie Young under the Company's Incentive Option and Performance Rights Plan.

At 31 December 2024, the Company had on issue 10,000,000 Performance Rights to Mr Linton Putland (30 June 2024: 10,000,000) and nil Performance Rights to Ms Kristie Young (2024: nil). The Performance Rights to Ms Kristie Young lapsed upon her resignation from the Company's Board on 5 October 2023.

The total amount recognised as equity-based payment expense for the 31 December 2024 period was \$nil as the rights had either lapsed or it was concluded in prior period that the relevant performance hurdles could not be met by the vesting date (30 June 2024: \$134,453 reversal).

3. Incentive Performance Rights – Employees – Issued Prior to the 31 December 2024 Period

During the year ended 30 June 2023, the Company issued 18,802,940 Incentive Performance Rights to the Company's Australian and Chilean employees under the Company's Incentive Option and Performance Rights Plan. These had either fully vested or lapsed by the end of the prior period, 30 June 2024, where a share-based payment expense of \$53,405 was recognised.

Details of Incentive Performance Rights – Employees issued are as follows:

Class of Performance Right	Number issued	Vesting Condition	Expiry date
Australian Employees Performance Rights (a)			
Milestone 1	100,000 (vested and converted 8 May 2023)	Performance Rights will vest and become capable of exercise into fully paid ordinary Shares on 31 December 2022, subject to continuous service as an employee of the Company.	4 July 2027
Milestone 2	125,000 (vested and converted 16 January 2024)	Performance Rights will vest and become capable of exercise into fully paid ordinary Shares on 31 December 2023, subject to continuous service as an employee of the Company (Milestone 2).	4 July 2027
Chilean Employees Performance Rights (b)			
Milestone 1	9,176,470 (vested and converted 16 January 2024)	Performance Rights will vest and become capable of exercise into fully paid ordinary shares twelve (12) months from the date of issue, subject to continuous service as an employee/contractor of the Company.	4 July 2027
Milestone 2	9,176,470 (lapsed during the period)	Performance Rights will vest and become capable of exercise into fully paid ordinary shares upon announcement of a 2-million-ounce Mineral Resource Estimate at equivalent of a gold grade of 1 gram per tonne or greater, as defined by the JORC code, at El Zorro by 5 February 2024.	4 July 2027
Chilean Employees Performance Rights (c)			
Milestone 1	100,000 (lapsed 19 May 2023)	Performance Rights will vest and become capable of exercise into fully paid ordinary Shares, subject to continuous service as an employee/contractor of the Company on 30 June 2024.	7 September 2027
Milestone 2	125,000 (lapsed 19 May 2023)	Performance Rights will vest and become capable of exercise into fully paid ordinary Shares, subject to continuous service as an employee/contractor of the Company on 30 June 2024.	7 September 2027

The fair value of the Performance Rights granted are estimated at the date of grant based on the assumptions set out below:

(a) *Performance Rights issued to Australian employees:*

	Milestone 1	Milestone 2
Assumptions:		
Grant date	4 July 2022	4 July 2022
Issue date	31 December 2022	31 December 2022
Expiry date	4 July 2027	4 July 2027
Share price at grant date	\$0.05	\$0.05
Probability	100%	80%
Vesting period	6 months	18 months
Expected volatility	100%	100%
Dividend yield	-	-
Risk-free interest rate	2.57%	2.57%
Number of performance rights	100,000	125,000
Fair value at grant date	\$0.05	\$0.05
Amount recognised as equity-based payment expense for the year ended 31 December 2024	\$-	\$-
Amount recognised as equity-based payment expense for the year ended 30 June 2024	\$-	\$1,587

(b) *Performance Rights issued to Chilean employees:*

	Milestone 1	Milestone 2
Assumptions:		
Grant date	4 July 2022	4 July 2022
Issue date	31 December 2022	31 December 2022
Expiry date	4 July 2027	4 July 2027
Share price at grant date	\$0.05	\$0.05
Probability	100%	35%
Vesting period	18 months	19 months
Expected volatility	100%	100%
Dividend yield	-	-
Risk-free interest rate	2.57%	2.57%
Number of performance rights	9,176,470	9,176,470
Fair value at grant date	\$0.05	\$0.05
Amount recognised as equity-based payment expense for the year ended 31 December 2024	\$-	\$-
Amount recognised as equity-based payment expense/(reversal) for the year ended 30 June 2024	\$145,611	\$(93,793)

(c) *Performance Rights issued to Chilean employees:*

	Milestone 1	Milestone 2
Assumptions:		
Grant date	7 September 2022	7 September 2022
Issue date	31 December 2022	31 December 2022
Expiry date	7 September 2027	7 September 2027
Share price at grant date	\$0.04	\$0.04
Probability	0%	0%
Vesting period	10 months	22 months
Expected volatility	100%	100%
Dividend yield	-	-
Risk-free interest rate	3.14%	3.14%
Number of performance rights	100,000	125,000
Fair value at grant date	\$0.04	\$0.04
Amount recognised as equity-based payment expense for the year ended 31 December 2024	\$-	\$-
Amount recognised as equity-based payment expense for the year ended 30 June 2024	\$-	\$-

4. Director Performance Rights

On 28 November 2024, the Company granted 70,950,000 Performance Rights to the Board of Directors, including the Managing Director. These Performance Rights were granted on the following terms and conditions and valued using the techniques and assumptions disclosed below:

Long Term Incentives								
Security	Recipient	Number	Vesting Condition	Exercise Price	Vesting and exercisable date	Expiry Date	Fair Value per Instrument (Note a)	Total Fair Value
Class F	Zeffron Reeves	7,500,000	The 20-day volume weighted average price ("VWAP") of the Company's shares traded on the Australian Securities Exchange ("ASX") exceeding \$0.06	nil	Refer to Note (c)	16-Dec-29	\$0.0207	\$155,250
	Mark Connelly	3,750,000		nil		16-Dec-29	\$0.0207	\$77,625
	Linton Putland	6,750,000		nil		16-Dec-29	\$0.0207	\$139,725
	Geoffrey McNamara	3,750,000		nil		16-Dec-29	\$0.0207	\$77,625
Class G	Zeffron Reeves	7,500,000	The 20-day VWAP of the Company's shares traded on the ASX exceeding \$0.12	nil	Refer to Note (c)	16-Dec-29	\$0.0164	\$123,000
	Mark Connelly	3,750,000		nil		16-Dec-29	\$0.0164	\$61,500
	Linton Putland	6,750,000		nil		16-Dec-29	\$0.0164	\$110,700
	Geoffrey McNamara	3,750,000		nil		16-Dec-29	\$0.0164	\$61,500
Class H	Zeffron Reeves	7,500,000	The 20-day VWAP of the Company's shares traded on the ASX exceeding \$0.20	nil	Refer to Note (c)	16-Dec-29	\$0.0127	\$95,250
	Mark Connelly	3,750,000		nil		16-Dec-29	\$0.0127	\$47,625
	Linton Putland	6,750,000		nil		16-Dec-29	\$0.0127	\$85,725
	Geoffrey McNamara	3,750,000		nil		16-Dec-29	\$0.0127	\$47,625

Note (a) - these instruments were valued using the following methodology, judgments and estimates:

	Class F Performance Rights	Class G Performance Rights	Class H Performance Rights
Methodology	Monte Carlo	Monte Carlo	Monte Carlo
Iterations	100,000	100,000	100,000
Grant date	28-Nov-24	28-Nov-24	28-Nov-24
Expiry date	16-Dec-29	16-Dec-29	16-Dec-29
Share price at grant date (\$)	0.025	0.025	0.025
Exercise price (\$)	nil	nil	nil
VWAP hurdle (\$)	0.06	0.12	0.2
Risk-free rate (%)	3.908	3.908	3.908
Volatility (%)	75%	75%	75%
Dividend yield (%)	nil	nil	nil
Fair value per right, rounded (\$)	0.0207	0.0164	0.0127

Notes to the Consolidated Financial Statements

For the six months ended 31 December 2024

Short Term Incentives								
Security	Recipient	Number	Vesting Condition	Exercise Price	Vesting and exercisable date	Expiry Date	Fair Value per Instrument (Note b)	Total Fair Value
Class I	Zeffron Reeves	750,000	Vesting upon the Company's completion of a drilling campaign or drilling campaigns at the El Zorro Project with a total of at least 7,500 metres on or before 30 June 2025.	nil	Refer Note (c)	31-Jul-28	\$0.025	\$18,750
Class J	Zeffron Reeves	750,000	Vesting upon the maintenance of an efficient and accurate health and safety reporting system across the Company's projects to assist with hazard identification, risk assessment and control to mitigate the risk of health and safety incidents to the satisfaction of the Board, and no major safety events occurring at any of the Company's projects as at 30 June 2025.	nil	Refer Note (c)	31-Jul-28	\$0.025	\$18,750
Class K	Zeffron Reeves	750,000	Vesting upon the successful completion of a capital raise of at least \$5m on or before 30 June 2025.	nil	Refer Note (c)	31-Jul-28	\$0.025	\$18,750

Short Term Incentives (cont.)																								
Security	Recipient	Number	Vesting Condition	Exercise Price	Vesting and exercisable date	Expiry Date	Fair Value per Instrument (Note b)	Total Fair Value																
Class L	Zeffron Reeves	750,000	Vesting in accordance with the assessed individual median percentage performance score of the relevant recipient of the Class L Performance Rights (Executive Performance).	nil	Refer Note (c)	31-Jul-28	\$0.025	\$18,750																
	Linton Putland	1,350,000	<div>An example vesting schedule for the Performance Rights is set out below:<table><tr><th>Median employee score</th><th>percentage</th><th>PRs vesting</th></tr><tr><td>100%</td><td></td><td>750,000</td></tr><tr><td>75%</td><td></td><td>562,500</td></tr><tr><td>50%</td><td></td><td>375,000</td></tr><tr><td>25%</td><td></td><td>187,500</td></tr><tr><td>0%</td><td></td><td>0</td></tr></table></div> <div>Whereby the percentage assessed as achieved for performance is based on the Board Chair's judgment.</div>	Median employee score		percentage	PRs vesting	100%		750,000	75%		562,500	50%		375,000	25%		187,500	0%		0	nil	31-Jul-28
Median employee score	percentage	PRs vesting																						
100%		750,000																						
75%		562,500																						
50%		375,000																						
25%		187,500																						
0%		0																						
Class M	Linton Putland	1,350,000	Vesting upon completion of sufficient exploration and/or development work to allow further technical and economic analysis of the potential viability of the El Zorro Project to be conducted to collate data required for the Company to conduct a prefeasibility study at the El Zorro Project at the discretion of the Managing Director as assessed at 30 June 2025.	nil	Refer Note (c)	31-Jul-28	\$0.025	\$33,750																

Note (b) – the fair value of each of these instruments is the share price on the grant date.

Note (c) - for classes I and K, the vesting date of the instruments is any time between the date of grant and 30 June 2025 depending on when the performance hurdle is met. For F, G and H, the vesting date is any time between the date of grant and 31 July 2028 depending on when the performance hurdle is met. For classes J, L and M, the vesting date of the instruments is 30 June 2025 which is the point in time when the satisfaction of the performance hurdle can be determined.

At 31 December 2024, management has estimated the extent to which it believes the short-term incentive performance rights are expected to vest, in other words, the number of instruments that are likely to vest by the vesting date. The performance rights have been valued in accordance with AASB 2 *Share Based Payments* and are brought to account over the expected vesting periods. Equity based payment expense/(reversal) for the 6-month period ended 31 December 2024 for all Performance Rights active at any point in time during the period is \$41,358 (30 June 2023: \$456,681 reversal) and has been included in the statement of profit or loss and other comprehensive income for the period.

A total of 105,556,470 performance rights were outstanding as at 31 December 2024 (30 June 2024: 40,365,147). The weighted average remaining contractual life of performance rights outstanding at the end of the transitional financial year 31 December 2024 was 3.62 years (30 June 2024: 1.45 years).

12. Related Party Disclosures

Parent Entity

Tesoro Gold Limited is the parent entity.

Subsidiaries

Interests in subsidiaries are set out in Note 19.

Key Management Personnel and Transactions with other related parties

Disclosures relating to Key Management Personnel are set out in Note 11 and the Remuneration Report included in the Directors' Report.

a) Transactions with key management personnel and their related parties

An entity associated with Mr Geoffrey McNamara, a Director, Tanamera Resources Pte Ltd, provided consulting service of \$84,000 during the 6-months ending 31 December 2024 (12-months ended 30 June 2024: \$182,968).

An entity associated with Mr Linton Putland, a Director, LJ Putland & Associates charged \$3,157 for the 6-months ended 31 December 2024 (12-months ended 30 June 2024: \$6,314) for software licence fees.

The entity Culpeo Minerals Limited, which has key management personnel of the Company as its Board of Directors (Geoff McNamara and Zeff Reeves), was charged \$24,975 for the 6-months ended 31 December 2024 (12-months ended 30 June 2024: \$78,384) for the provision of executive administration services.

b) Outstanding balances arising from sales/purchases of goods and services, transactions

Outstanding balances with related parties during the year ended:

	31 Dec 2024 \$	30 Jun 2024 \$
Payable to Tanamera Pte Ltd	(52,574)	(56,203)
Payable to LJ Putland & Associates	(1,736)	(2,894)
Receivable from Culpeo Minerals Limited	-	6,868

c) Loans to key management personnel and their related parties

There were no loans with key management personnel of the Company during the 6-month period ended 31 December 2024 (12-month period ended 30 June 2024: nil).

d) Terms and conditions

All transactions were made on normal commercial terms and conditions and at market rates.

13. Financial Risk Management Objectives and Policies

The main risks arising from the Group's financial instruments are market risk, currency risk and interest rate risk.

This note presents information about the Group's exposure to each of the above risks, their objectives, policies and processes for measuring and managing risk, and the management of capital.

The Board has overall responsibility for the establishment and oversight of the risk management framework. The Board reviews and agrees policies for managing each of these risks and they are summarised below.

The Group's principal financial instruments comprise cash and short-term deposits. The main purpose of the financial instruments is to earn the maximum amount of interest at a low risk to the Group. The Group also has other financial instruments such as trade creditors which arise directly from its operations.

(a) Market Risk

Market risk is the risk that changes in market prices such as foreign exchange rates, interest rates and equity prices will affect the Group's income or the value of its holdings of financial instruments.

The Group is exposed to movements in market interest rates on short term deposits. The policy is to monitor the interest rate yield curve out to 120 days to ensure a balance is maintained between the liquidity of cash assets and the interest rate return. The Group does not have short or long-term debt, and therefore this risk is minimal.

(b) Currency Risk

Foreign exchange risk arises from future commitments, assets and liabilities that are denominated in a currency that is not the functional currency of the Group. The Group deposits are denominated in both Chilean Peso, US dollar and Australian dollars. At the year end the majority of deposits were held in Australian dollars. Currently, there are no foreign exchange programs in place. Based upon the above, the impact of reasonably possible changes in foreign exchange rates for the Group is not material.

Notes to the Consolidated Financial Statements
For the six months ended 31 December 2024

(c) *Interest Rate Risk*

The table below reflects the undiscounted contractual settlement terms for financial instruments of a fixed period of maturity, as well as management's expectations of the settlement period for all other financial instruments. As such, the amounts might not reconcile to the statement of financial position.

	Weighted Average Effective Interest Rate	Less than 1 month	1 to 3 months	3 months to 1 year	1 to 5 years	Total
31 December 2024	%	\$	\$	\$	\$	\$
FINANCIAL ASSETS						
Non-interest bearing		619,428	-	-	-	619,428
Variable interest rate instruments	3.80%	3,237,548	-	-	-	3,237,548
Fixed interest rate instruments	4.25%	-	-	-	10,000	10,000
		<u>3,856,976</u>	<u>-</u>	<u>-</u>	<u>10,000</u>	<u>3,866,976</u>
FINANCIAL LIABILITIES						
Non-interest bearing		(786,495)	-	-	-	(786,495)
Lease liabilities	8%	(4,738)	(14,695)	(49,130)	(193,325)	(261,888)
NET FINANCIAL ASSETS		<u>3,065,743</u>	<u>(14,695)</u>	<u>(49,130)</u>	<u>183,325</u>	<u>2,818,593</u>

	Weighted Average Effective Interest Rate	Less than 1 month	1 to 3 months	3 months to 1 year	1 to 5 years	Total
30 June 2024	%	\$	\$	\$	\$	\$
FINANCIAL ASSETS						
Non-interest bearing		254,430	-	-	-	254,430
Variable interest rate instruments	1.35%	47,576	-	-	-	47,576
Fixed interest rate instruments	4.25%	-	-	-	10,000	10,000
		<u>302,006</u>	<u>-</u>	<u>-</u>	<u>10,000</u>	<u>312,006</u>
FINANCIAL LIABILITIES						
Non-interest bearing		(553,993)	-	-	-	(553,993)
Lease liabilities	4.52%	(4,632)	(14,004)	(14,166)	-	(32,802)
NET FINANCIAL ASSETS		<u>(256,619)</u>	<u>(14,004)</u>	<u>(14,166)</u>	<u>10,000</u>	<u>(274,789)</u>

Net Fair Value of Financial Assets and Liabilities

The carrying amount of cash and cash equivalents approximates fair value because of their short-term maturity.

(d) *Interest Rate Sensitivity Analysis*

At 30 June 2024, the effect on loss and equity as a result of changes in the interest rate, with all other variable remaining constant would have immaterial effect.

(e) Credit Risk

Credit risk refers to the risk that a counterparty will default on its contractual obligations resulting in financial loss to the Group. The Group has adopted the policy of only dealing with creditworthy counterparties and obtaining sufficient collateral or other security where appropriate, as a means of mitigating the risk of financial loss from defaults.

The Group operates in the mining exploration sector; it therefore does not supply products and have trade receivables and is not exposed to credit risk in relation to trade receivables. The Group does not have any significant credit risk exposure to any single counterparty or any Company of counterparties having similar characteristics.

The Group's maximum exposure to credit risk at each balance date in relation to each class of recognised financial assets is the carrying amount, net of any allowance for doubtful debts, of those assets as indicated in the statement of financial position. The maximum credit risk exposure of the Group at 31 December 2024 is \$nil (30 June 2024: \$nil). The amount of impaired receivable as at 31 December 2024 is \$1,408,392 (30 June 2024: \$1,050,000), which represents VAT receivable as a refund in cash but impaired as described in Note 17.

(f) Liquidity Risk

Liquidity risk is the risk that the Group will not be able to meet its financial obligations as they fall due. The Group's approach to managing liquidity is to ensure, as far as possible, that it will always have sufficient liquidity to meet its liabilities when due, under both normal and stressed conditions, without incurring unacceptable losses or risking damage to the Group's reputation.

The Group manages liquidity risk by monitoring forecast cash flows on a rolling monthly basis and entering into supply contracts which can be cancelled within a short timeframe. The Group does not have any significant liquidity risk as the Group does not have any collateral debts.

(g) Capital Management

The Group's objectives when managing capital are to safeguard its ability to continue as a going concern, so it may continue to provide returns for Shareholders and benefits for other stakeholders.

Due to the nature of the Group's activities, being mineral exploration, it does not have ready access to credit facilities and therefore is not subject to any externally imposed capital requirements, with the primary sources of project funding to date being raising funds from equity markets. Accordingly, the objective of the Group's capital risk management is to balance the current working capital position against the requirements to meet progressing exploration and evaluation work, project related costs and corporate overheads. Going forward, operations budget and cashflow forecasts are monitored to ensure sufficient funding to meet expenditure.

The directors consider that the carrying value of the financial assets and financial liabilities recognised in the consolidated financial statements approximate their fair value.

14. Loss Per Share

	6 Months 31 Dec 2024 \$	12 Months 30 June 2024 \$
Loss after income tax	(921,901)	(289,393)
Non-controlling interest	10,254	(51,248)
Loss after income tax attributable to the owners of the parent used in the calculation of basic and diluted loss per share	(932,155)	(340,641)
	Number of Shares	Number of Shares
(a) Weighted average number of ordinary shares outstanding during the reporting period used in calculation of basic loss per share:	1,495,489,633	1,148,848,856
Basic loss per share (cents per share)	(0.06)	(0.03)
(b) Weighted average number of ordinary shares outstanding during the reporting period used in calculation of diluted loss per share:	1,495,489,633	1,148,848,856
Diluted loss per share (cents per share)	(0.06)	(0.03)

Basic earnings per share is calculated as net profit or loss attributable to members of the parent, adjusted to exclude any costs of servicing equity (other than dividends) and preference share dividends, divided by the weighted average number of ordinary shares, adjusted for any bonus element.

Diluted earnings per share is calculated as net profit or loss attributable to members of the parent, adjusted for:

- costs of servicing equity (other than dividends) and preference share dividends;
- the after-tax effect of dividends and interest associated with dilutive potential ordinary shares that have been recognised as expenses; and
- other non-discretionary changes in revenues or expenses during the period that would result from the dilution of potential ordinary shares; divided by the weighted average number of ordinary shares and dilutive potential ordinary shares, adjusted for any bonus element.

15. Commitments for Expenditure

	31 Dec 2024 \$	30 June 2024 \$
The exploration commitments are as follows:		
Not longer than 1 year	342,072	440,448
Longer than 1 but not longer than 5 years	-	-
Longer than 5 years	-	-
Total	342,072	440,448

Exploration commitments consist of annual rents payable on mineral concessions.

16. Contingent Asset - Net Recovery of/ (Provision for) Bad Debts – IVA

All purchases in Chile are subject to the payment of the Impuesto al Valor Agregado ("IVA") which is a Value Added Tax ("VAT"). On 2 August 2023, the company was notified by the relevant Chile tax authority that the company had met its VAT recoverability conditions. As at 31 December 2024, the Company has a gross IVA receivable of \$3,574,101 (30 June 2024: \$3,124,328).

During the 6-month 31 December 2024 period and subsequent to period end, the Company continued to receive VAT refunds for filings performed for IVA claimed on spend incurred during the 2024 calendar year. Approximately \$302,475 of VAT from spend incurred in the 2024 calendar year was collected in period. Post year-end, the Company collected a further \$426,911 from VAT filings processed for spend incurred during the 31 December 2024 period. There remain refundable amounts of approximately \$1,050,000 of which has not been collected and is significantly aged. Given that there has been, historically, uncertainty with respect to the timing and extent of recovery of the aged VAT, the Company has fully provided for those amounts and only brings to account VAT when it has collected the amounts whether during the period or subsequent to balance date but before the signing of its financial report. For the 31 December 2024 period, the Company has recognised a net reversal of its VAT doubtful debt provision equal to \$53,206 (30 June 2024: \$797,779).

Of the gross \$3,574,101 IVA receivable as at 31 December 2024, \$2,070,098 is recoverable as a credit to be applied against future export sales.

Under the terms of the VAT refund payment, the Group has until 30 June 2030 to meet certain export targets. The Group also has the right to extend this term. In the event that the Group does not meet certain export targets, and the term is not extended, the Group will be required to re-pay the VAT refund payments to the Chilean Tax Authorities.

17. Contingent Liabilities

On 26 August 2021, Tesoro advised it had been served notice of dispute initiated by the Company's El Zorro Joint Venture partner, Wanaco SpA (Wanaco), lodged with the 7th Civil Court de Santiago de Chile.

Wanaco is disputing the valuation and the procedures followed for the capital increase approved in the Shareholders Meeting of El Zorro S.C.M held on 11 February 2021. El Zorro S.C.M is the El Zorro Gold Project joint venture company of which Tesoro's 100% owned Chilean subsidiary by ordinary shares, Tesoro Mining Chile SpA (Tesoro Chile) currently owns 85% (see ASX announcement on 24 March 2021).

At a Shareholder Meeting of El Zorro S.C.M. held on 7 June 2023, it was resolved to increase the capital base via contribution on a pro-rated basis. Tesoro Chile subscribed its pro-rata shares for an amount equal to CLP12,120,334,847 (approximately A\$22.4 million), which reflects its funding of exploration and development activities at El Zorro since March 2021. The minority Shareholder in El Zorro S.C.M., Wanaco declined to participate in the capital increase, resulting in Tesoro Chile increasing its ownership in El Zorro S.C.M. to approximately 94.42%.

Tesoro is confident that all capital increases were properly valued and duly approved under Chilean corporate and mining law and the dispute initiated by Wanaco is vexatious and with no legal basis. As at the signing date of this financial report, the parties have been summoned to hear the ruling. The Company estimates \$nil financial effect other than future legal fees should the matter proceed through to further stages of legal proceedings.

As disclosed at Note 16, under the terms of the VAT refund payment, the Group has until 30 June 2030 to meet certain export targets. The Group also has the right to extend this term. In the event that the Group does not meet certain export targets, and the term is not extended, the Group will be required to re-pay the VAT refund payments to the Chilean Tax Authorities.

There are no other contingent liabilities as at 31 December 2024.

18. Interest in Other Entities

The consolidated financial statements incorporate the assets, liabilities and results of the following subsidiaries in accordance with the accounting policies described in note 1:

Name	Country of incorporation	Ownership %	
		31 Dec 2024	30 June 2024
Tesoro Mining Chile SPA	Chile	100	100
El Zorro S.C.M	Chile	94.25	94.42
Tesoro Australia Pty Ltd	Australia	100	100
The Food Box Asia Limited	Hong Kong	100	100
Plukka (HK) Limited	Hong Kong	100	100

The above subsidiaries have share capital consisting solely of ordinary shares that are held directly by the Group, and the proportion of ownership interests held equals the voting rights held by the Group. The country of incorporation or registration is also their principal place of business.

Summarised financial information

Summarised financial information of the subsidiary with non-controlling interests that are material to the consolidated entity are set out below:

	El Zorro S.C.M	
	6 Months 31 Dec 2024 \$	12 Months 30 June 2024 \$
Summarised statement of financial position		
Current assets	500,405	117,867
Non-current assets	40,262,398	35,086,463
Total Assets	40,762,803	35,204,330
Current liabilities	(382,048)	(78,498)
Non-current liabilities	(5,570,991)	(1,226,342)
Total Liabilities	(5,953,039)	(1,304,840)
Net assets	34,809,764	33,899,490

Notes to the Consolidated Financial Statements
For the six months ended 31 December 2024

Summarised statement of profit or loss and other comprehensive income

Income	192,765	1,169,133
Expenses	(8,995)	(253,758)
Profit before income tax expense	183,770	915,375
Income tax expense	-	-
Profit after income tax expense	183,770	915,375
Other comprehensive income	-	-
Total comprehensive income	183,770	915,375

Statement of cash flows

Net cash from operating activities	54,714	-
Net cash used in investing activities	(4,036,233)	(805,437)
Net cash from financing activities	4,013,746	493,362
Net increase/(decrease) in cash and cash equivalents	32,227	(312,075)

Other financial information

Gain attributable to non-controlling interests	10,254	51,248
Accumulated non-controlling interests at the end of the year	2,054,324	1,843,482

19. Cash Flow Information

	31 Dec 2024 \$	30 June 2024 \$
Reconciliation of cash:		
Cash balances	3,856,976	302,006
	3,856,976	302,006

Reconciliation of net loss after tax to the net cash outflows from operations:

	6 months 31 Dec 2024 \$	12 months 30 June 2024 \$
Net loss	(921,901)	(289,393)
Adjustment for:		
Share based payments	41,358	(456,681)
Impairment of VAT receivable	-	560,554
Depreciation	29,049	62,286
Exchange difference	10,897	(7,205)
Non-cash employment benefits	6,352	22,500
Lease liabilities interest	473	-
Changes in assets and liabilities		
Trade and other receivables	167,519	(3,944)
Trade and other payables and provisions	(9,506)	141,322
Net cash flows used in operating activities	(675,759)	29,439

	6 Months 31 Dec 2024 \$	12 Months 30 June 2024 \$
Non-cash investing and financing activities		
Options issued to Lead Manager	-	16,000
	-	16,000

20. Parent Entity Disclosures

	6 Months 31 Dec 2024 \$	12 Months 30 June 2024 \$
(a) Financial position		
Assets		
Current assets	3,525,078	235,766
Non-current assets	32,838,495	27,614,578
Total Assets	36,363,573	27,850,344
Liabilities		
Current liabilities	456,585	(466,091)
Non-current liabilities	1,036,426	(807,337)
Total Liabilities	1,493,011	(1,273,428)
Equity		
Issued capital	70,403,695	61,288,732
Accumulated losses	(36,256,251)	(35,387,224)
Reserves	723,118	675,408
Total Equity	34,870,562	26,576,916
	6 Months 31 Dec 2024 \$	12 Months 30 June 2024 \$
(b) Financial performance		
Loss for the year	(869,027)	(1,073,208)
Other comprehensive income	-	-
Total comprehensive loss	(869,027)	(1,073,208)

(c) Contingent liabilities

Refer to Note 18 for details.

(d) Contractual commitments

As at 31 December 2024 (30 June 2024: nil), the Company had no contractual commitments.

(e) Guarantees entered into by parent entity

As at 31 December 2024 and 30 June 2024, the Company had not entered into any guarantees.

The financial information for the parent entity, Tesoro Gold Ltd, has been prepared on the same basis as the consolidated financial statements, except as set out below.

Investments in subsidiaries, associates and joint venture entities

Investments in subsidiaries, associates and joint venture entities are accounted for at cost, less any impairment, in the parent entity. Dividends received from subsidiaries are recognised as other income by the parent entity and its receipt may be an indicator of an impairment of the investment.

21. Remuneration of Auditors

During the financial year, the following fees were paid or payable for services provided by RSM Australia Partners, the auditor of the Company:

	6 Months 31 Dec 2024 \$	12 Months 30 June 2024 \$
Audit and review of financial statements	50,000	63,000
	<u>50,000</u>	<u>63,000</u>

22. Exchange Differences on Translation of Foreign Operations

The Group's foreign subsidiaries have a *functional* currency of Chilean Pesos. At each reporting period end, the Group translates the assets and liabilities of its foreign subsidiaries from Chilean Pesos to Australian dollars (the Group's *presentation* currency) using the spot rate at period end. The adjustment required as a result of this translation is through the Company's *Other Comprehensive Income* and in *Equity* via its *Foreign Currency Reserve*.

In the current period, the resulting adjustment was a net *Comprehensive Income* of \$1,070,307 (30 June 2024: loss of \$6,402,582). This was a direct result of the increase in value of Chilean Pesos compared to the Group's functional currency, the Australian dollar, during the period. At the beginning of the period, the spot rate was \$0.001582 Australian Dollars per Chilean Pesos. At the end of the period, the spot rate was \$0.001622 Australian Dollars per Chilean Pesos. The largest impact occurred to the Group's *Exploration and evaluation expenditure* assets (Note 5), which had a foreign currency translation adjustment of \$1,006,010 thus making up a large majority of the *Comprehensive Income* in the period.

Comparatively, during the 30 June 2024 period, there was a significant devaluation of the Chilean Pesos relative to the Australian Dollar. At the beginning of the comparative period, the spot rate was \$0.001878 Australian Dollars per Chilean Pesos. At the end of the comparative period, the spot rate was \$0.001582 Australian Dollars per Chilean Pesos. Reciprocally to the paragraph above, the largest devaluation was a \$6,402,582 decrease to the Group's *Exploration and evaluation expenditure* assets (Note 5) thus making up a large majority of the *Comprehensive Loss* in the period.

The Company estimates the spot rate at each period end using a third-party provider of foreign exchange information: Oanda FX Data Services.

23. Operating Segment

The Group operates as one segment, which is the exploration and evaluation of mineral resources in Chile.

24. Events After Reporting Period

On 17 February 2025, 29,206,470 of Class TSOAB Performance Rights lapsed.

On 13 March 2025, 303,996 share rights expiring on 13 March 2030 were issued to a consultant in lieu of cash for services provided during the 31 December 2024 quarter end.

Other than as discussed above, no other matter or circumstance has arisen since 31 December 2024 that has significantly affected, or may significantly affect the Group's operations, the results of those operations, or the Group's state of affairs in future financial years.

Consolidated Entity Disclosure Statement

As at 31 December 2024

Name of entity	Type of entity	% of share capital held	Country of incorporation	Australian resident or foreign resident (for tax purposes)	Foreign tax jurisdiction(s) of foreign residents
Tesoro Gold Ltd	Body Corporate	N/A	Australia	Australian	N/A
Tesoro Mining Chile SPA	Body Corporate	100	Chile	Foreign	Chile
El Zorro S.C.M	Body Corporate	94.25	Chile	Foreign	Chile
Tesoro Australia Pty Ltd	Body Corporate	100	Australia	Australian	N/A
The Food Box Asia Limited	Body Corporate	100	Hong Kong	Australian	N/A
Plukka (HK) Limited	Body Corporate	100	Hong Kong	Australian	N/A

Basis of preparation

This Consolidated Entity Disclosure Statement (CEDS) has been prepared in accordance with the Corporations Act 2001. It includes certain information for each entity that was part of the consolidated entity at the end of the financial year.

Determination of Tax Residency

Section 295 (3A) of the Corporation Acts 2001 defines tax residency as having the meaning in the Income Tax Assessment Act 1997. The determination of tax residency involves judgment as there are currently several different interpretations that could be adopted, and which could give rise to a different conclusion on residency.

In determining tax residency, the consolidated entity has applied the following interpretations:

- (a) Australian tax residency: the consolidated entity has applied current legislation and judicial precedent, including having regard to the Tax Commissioner's public guidance in Tax Ruling TR 2018/5.
- (b) Foreign tax residency: where necessary, the consolidated entity has used independent tax advisers in foreign jurisdictions to assist in determining tax residency and ensure compliance with applicable foreign tax legislation.

In the opinion of the Directors of Tesoro Gold Ltd ("the Company"):

- a. the financial statements, notes and the additional disclosures are in accordance with the Corporations Act 2001 including:
 - i. giving a true and fair view of the Consolidated Entity's financial position as at 31 December 2024 and of its performance for the period 1 July 2024 to 31 December 2024; and
 - ii. complying with Australian Accounting Standards (including the Australian Accounting Interpretations) and the Corporations Regulations 2001.
- b. there are reasonable grounds to believe that the Company will be able to pay its debts as and when they become due and payable;
- c. the financial statements and notes thereto are in accordance with International Financial Reporting Standards issued by the International Accounting Standards Board; and
- d. The information disclosed in the attached consolidated entity disclosure statement is true and correct.

This declaration has been made after receiving the declarations required to be made to the Directors in accordance with Section 295A of the Corporations Act 2001.

Signed in accordance with a resolution of the Board of Directors made pursuant to Section 295(5)(a) of the Corporations Act 2001.



Zeffron Reeves
Managing Director

26 March 2025

RSM Australia Partners

Level 32 Exchange Tower,
2 The Esplanade Perth WA 6000
GPO Box R1253 Perth WA 6844

T +61 (0) 8 9261 9100
F +61 (0) 8 9261 9111

www.rsm.com.au

INDEPENDENT AUDITOR'S REPORT

To the Members of TESORO GOLD LIMITED

Opinion

We have audited the financial report of Tesoro Gold Limited (the Company) and its subsidiaries (the Group), which comprises the consolidated statement of financial position as at 31 December 2024, the consolidated statement of profit or loss and other comprehensive income, the consolidated statement of changes in equity and the consolidated statement of cash flows for the period 1 July 2024 to 31 December 2024, and notes to the financial statements, including a material accounting policy information, the consolidated entity disclosure statement and the directors' declaration.

In our opinion the accompanying financial report of the Group is in accordance with the *Corporations Act 2001*, including:

- (i) giving a true and fair view of the Group's financial position as at 31 December 2024 and of its financial performance for the period 1 July 2024 to 31 December 2024; and
- (ii) complying with Australian Accounting Standards and the *Corporations Regulations 2001*.

Basis for Opinion

We conducted our audit in accordance with Australian Auditing Standards. Our responsibilities under those standards are further described in the *Auditor's Responsibilities for the Audit of the Financial Report* section of our report. We are independent of the Group in accordance with the auditor independence requirements of the *Corporations Act 2001* and the ethical requirements of the Accounting Professional and Ethical Standards Board's APES 110 *Code of Ethics for Professional Accountants* (the Code) that are relevant to our audit of the financial report in Australia. We have also fulfilled our other ethical responsibilities in accordance with the Code.

We confirm that the independence declaration required by the *Corporations Act 2001*, which has been given to the directors of the Company, would be in the same terms if given to the directors as at the time of this auditor's report.

We believe that the audit evidence we have obtained is sufficient and appropriate to provide a basis for our opinion.

THE POWER OF BEING UNDERSTOOD

ASSURANCE | TAX | CONSULTING

RSM Australia Partners is a member of the RSM network and trades as RSM. RSM is the trading name used by the members of the RSM network. Each member of the RSM network is an independent accounting and consulting firm which practices in its own right. The RSM network is not itself a separate legal entity in any jurisdiction.

RSM Australia Partners ABN 36 965 185 036

Liability limited by a scheme approved under Professional Standards Legislation

Material Uncertainty Related to Going Concern

We draw attention to Note 1 in the financial report, which indicates that the Group incurred a net loss of \$921,901, had net cash outflows from operating and investing activities of \$675,759 and \$4,925,267 respectively for the period 1 July 2024 to 31 December 2024. As stated in Note 1, these events or conditions, along with other matters as set forth in Note 1, indicate that a material uncertainty exists that may cast significant doubt on the Group's ability to continue as a going concern. Our opinion is not modified in respect of this matter.

Key Audit Matters

Key audit matters are those matters that, in our professional judgement, were of most significance in our audit of the financial report of the current period. These matters were addressed in the context of our audit of the financial report as a whole, and in forming our opinion thereon, and we do not provide a separate opinion on these matters.

In addition to the matter described in the Material Uncertainty Related to Going Concern section, we have determined the matters described below to be the key audit matters to be communicated in our report.

Key Audit Matter	How our audit addressed this matter
Exploration and Evaluation Expenditure Refer to Note 5 in the financial statements	
<p>The Group has capitalised exploration and evaluation expenditure with a carrying value of \$42,241,179 as at 31 December 2024.</p> <p>We considered this to be a key audit matter due to the significant management judgments involved in assessing the carrying value of the asset including:</p> <ul style="list-style-type: none"> • Determination of whether the expenditure can be associated with finding specific mineral resources, and the basis on which that expenditure is allocated to an area of interest; • Determination of whether exploration activities have progressed to the stage at which the existence of an economically recoverable mineral reserve may be assessed; and • Assessing whether any indicators of impairment are present, and if so, judgments applied to determine and quantify any impairment loss. 	<p>Our audit procedures included:</p> <ul style="list-style-type: none"> • Assessing the Group's accounting policy for compliance with Australian Accounting Standards; • Assessing whether the Group's right to tenure of each relevant area of interest is current; • Testing, on a sample basis, additions of capitalised exploration and evaluation expenditure to supporting documentation, including assessing whether amounts are capital in nature and relate to the relevant area of interest; • Assessing and evaluating management's assessment that no indicators of impairment existed at the reporting date; • Assessing management's determination that exploration and evaluation activities have not yet reached a stage where the existence or otherwise of economically recoverable reserves may be reasonably determined; • Enquiring with management and reading budgets and other supporting documentation to corroborate that active and significant operations in, or relation to, each relevant area of interest will be continued in the future; and • Assessing the appropriateness of the disclosures in financial report.

Other Information

The directors are responsible for the other information. The other information comprises the information included in the Group's annual report for the period 1 July 2024 to 31 December 2024 but does not include the financial report and the auditor's report thereon.

Our opinion on the financial report does not cover the other information and accordingly we do not express any form of assurance conclusion thereon.

In connection with our audit of the financial report, our responsibility is to read the other information and, in doing so, consider whether the other information is materially inconsistent with the financial report or our knowledge obtained in the audit or otherwise appears to be materially misstated.

If, based on the work we have performed, we conclude that there is a material misstatement of this other information, we are required to report that fact. We have nothing to report in this regard.

Responsibilities of the Directors for the Financial Report

The directors of the Company are responsible for the preparation of:

- a. the financial report (other than the consolidated entity disclosure statement) that gives a true and fair view in accordance with Australian Accounting Standards and the *Corporations Act 2001*; and
- b. the consolidated entity disclosure statement that is true and correct in accordance with the *Corporations Act 2001*, and

for such internal control as the directors determine is necessary to enable the preparation of:

- i. the financial report (other than the consolidated entity disclosure statement) that gives a true and fair view and is free from material misstatement, whether due to fraud or error; and
- ii. the consolidated entity disclosure statement that is true and correct and is free of misstatement, whether due to fraud or error.

In preparing the financial report, the directors are responsible for assessing the ability of the Group to continue as a going concern, disclosing, as applicable, matters related to going concern and using the going concern basis of accounting unless the directors either intend to liquidate the Group or to cease operations, or have no realistic alternative but to do so.

Auditor's Responsibilities for the Audit of the Financial Report

Our objectives are to obtain reasonable assurance about whether the financial report as a whole is free from material misstatement, whether due to fraud or error, and to issue an auditor's report that includes our opinion. Reasonable assurance is a high level of assurance, but is not a guarantee that an audit conducted in accordance with the Australian Auditing Standards will always detect a material misstatement when it exists. Misstatements can arise from fraud or error and are considered material if, individually or in the aggregate, they could reasonably be expected to influence the economic decisions of users taken on the basis of this financial report.

A further description of our responsibilities for the audit of the financial report is located at the Auditing and Assurance Standards Board website at: https://www.auasb.gov.au/admin/file/content102/c3/ar2_2020.pdf. This description forms part of our auditor's report.



Report on the Remuneration Report*Opinion on the Remuneration Report*

We have audited the Remuneration Report included in the directors' report for the period 1 July 2024 to 31 December 2024.

In our opinion, the Remuneration Report of Tesoro Gold Limited, for the period 1 July 2024 to 31 December 2024, complies with section 300A of the *Corporations Act 2001*.

Responsibilities

The directors of the Company are responsible for the preparation and presentation of the Remuneration Report in accordance with section 300A of the *Corporations Act 2001*. Our responsibility is to express an opinion on the Remuneration Report, based on our audit conducted in accordance with Australian Auditing Standards.

Rsm
RSM AUSTRALIA



AIK KONG TING
Partner

Perth, WA
Dated: 26 March 2025



Additional information for ASX listed public companies

The following additional information is required by the Australian Securities Exchange in respect of ASX listed public companies and is current as at 4 March 2025.

Fully Paid Ordinary Shares

The Company has 1,553,414,041 ordinary fully paid shares on issue, held by 2,765 Shareholders. Each ordinary share is entitled to one vote when a poll is called, otherwise each member present at a meeting or by proxy has one vote on a show of hands

Distribution of Shareholders

Category (size of holding)	Total Holders	Number Ordinary	% Held of Issued Ordinary Capital
1 – 1,000	193	65,057	0.00%
1,001 – 5,000	446	1,300,992	0.08%
5,001 – 10,000	289	2,287,141	0.15%
10,001 – 100,000	1,142	45,666,661	2.94%
100,001 – and over	695	1,504,094,190	96.83%
TOTAL	2,765	1,553,414,041	100.00%

Unmarketable Parcels

	Number of Shares	Holders
	7,010,674	1,179

As at 4 March 2025, there were 1,179 Shareholders holding less than a marketable parcel of shares based on a price per security of \$0.029.

Performance Rights

The Company has 76,350,000 Performance Rights on issue. Performance Rights do not entitle the holders to vote in respect of that performance right, nor participate in dividends, when declared, until such time as the performance rights vest and are subsequently registered as ordinary shares.

Distribution of Class E Performance Rights

Category (size of holding)	Total Holders	Units	% Held
1 – 1,000	-	-	-
1,001 – 5,000	-	-	-
5,001 – 10,000	-	-	-
10,001 – 100,000	-	-	-
100,001 – and over	1	5,400,000	100.00
	1	5,400,000	100.00

Distribution of Class F Performance Rights

Category (size of holding)	Total Holders	Units	% Held
1 – 1,000	-	-	-
1,001 – 5,000	-	-	-
5,001 – 10,000	-	-	-
10,001 – 100,000	-	-	-
100,001 – and over	4	21,750,000	100.00%
	4	21,750,000	100.00%

Distribution of Class G Performance Rights

Category (size of holding)	Total Holders	Units	% Held
1 – 1,000	-	-	-
1,001 – 5,000	-	-	-
5,001 – 10,000	-	-	-
10,001 – 100,000	-	-	-
100,001 – and over	4	21,750,000	100.00%
	4	21,750,000	100.00%

Distribution of Class H Performance Rights

Category (size of holding)	Total Holders	Units	% Held
1 – 1,000	-	-	-
1,001 – 5,000	-	-	-
5,001 – 10,000	-	-	-
10,001 – 100,000	-	-	-
100,001 – and over	4	21,750,000	100.00%
	4	21,750,000	100.00%

Distribution of Class I Performance Rights

Category (size of holding)	Total Holders	Units	% Held
1 – 1,000	-	-	-
1,001 – 5,000	-	-	-
5,001 – 10,000	-	-	-
10,001 – 100,000	-	-	-
100,001 – and over	1	750,000	100.00%
	1	750,000	100.00%

Distribution of Class J Performance Rights

Category (size of holding)	Total Holders	Units	% Held
1 – 1,000	-	-	-
1,001 – 5,000	-	-	-
5,001 – 10,000	-	-	-
10,001 – 100,000	-	-	-
100,001 – and over	1	750,000	100.00%
	1	750,000	100.00%

Distribution of Class K Performance Rights

Category (size of holding)	Total Holders	Units	% Held
1 – 1,000	-	-	-
1,001 – 5,000	-	-	-
5,001 – 10,000	-	-	-
10,001 – 100,000	-	-	-
100,001 – and over	1	750,000	100.00%
	1	750,000	100.00%

Distribution of Class L Performance Rights

Category (size of holding)	Total Holders	Units	% Held
1 – 1,000	-	-	-
1,001 – 5,000	-	-	-
5,001 – 10,000	-	-	-
10,001 – 100,000	-	-	-
100,001 – and over	2	2,100,000	100.00%
	2	2,100,000	100.00%

Distribution of Class M Performance Rights

Category (size of holding)	Total Holders	Units	% Held
1 – 1,000	-	-	-
1,001 – 5,000	-	-	-
5,001 – 10,000	-	-	-
10,001 – 100,000	-	-	-
100,001 – and over	1	1,350,000	100.00%
	1	1,350,000	100.00%

The Company has 196,555,153 listed options on issue, as set out below. Options do not entitle the holders to vote in respect of that option, nor participate in dividends, when declared, until such time as the options are exercised and subsequently registered as ordinary shares.

Options**Listed Options Exercisable at \$0.11 on or before 7 July 2025**

Category (size of holding)	Total Holders	Units	% Held
1 – 1,000	1	2	-
1,001 – 5,000	-	-	-
5,001 – 10,000	4	33,333	0.06%
10,001 – 100,000	9	592,577	0.99%
100,001 – and over	44 ¹	59,630,250	98.96%
	58	60,256,162	100.00%

1. UBS Nominees Pty Ltd hold 12,768,428 options comprising 21.34% of this class.

Listed Options Exercisable at \$0.07 on or before 13 December 2025

Category (size of holding)	Total Holders	Units	% Held
1 – 1,000	42	19,454	0.01%
1,001 – 5,000	51	134,483	0.10%
5,001 – 10,000	34	249,682	0.18%
10,001 – 100,000	84	3,458,342	2.54%
100,001 – and over	40 ¹	132,437,030	97.17%
	251	136,298,991	100.00%

1. Corporate International Holdings BV hold 81,613,925 options comprising 59.88% of this class; Shaw and Partners Limited hold 21,799,691 options comprising 15.99% of this class; UBS Nominees Pty Ltd hold 18,906,726 options comprising 13.87% of this class.

Unlisted Options Exercisable at \$0.27 on or before 16 January 2026.

Category (size of holding)	Total Holders	Units	% Held
1 – 1,000	-	-	-
1,001 – 5,000	-	-	-
5,001 – 10,000	-	-	-
10,001 – 100,000	-	-	-
100,001 – and over	1 ¹	2,000,000	100.00%
	1	2,000,000	100.00%

1. Unified Capital Partners Pty Ltd hold 2,000,000 options comprising 100% of this class

Share Rights

The Company has 1,354,321 Share Rights on issue, as set out below. Share Rights do not entitle the holders to vote in respect of that share right, nor participate in dividends, when declared, until such time as the share rights are exercised and subsequently registered as ordinary shares.

Share Rights Expiring on or before 1 August 2028

Category (size of holding)	Total Holders	Total Units	% Held
1 – 1,000	-	-	-
1,001 – 5,000	-	-	-
5,001 – 10,000	-	-	-
10,001 – 100,000	-	-	-
100,001 – and over	1 ¹	277,777	100.00%
	1	277,777	100.00%

1. Mr Linton John Putland & Ms Karen Suzanne Putland hold 277,777 share rights comprising 100% of this class.

Share Rights Expiring on or before 18 October 2028

Category (size of holding)	Total Holders	Total Units	% Held
1 – 1,000	-	-	-
1,001 – 5,000	-	-	-
5,001 – 10,000	-	-	-
10,001 – 100,000	-	-	-
100,001 – and over	1 ¹	380,570	100.00%
	1	380,570	100.00%

1. Mr Linton John Putland & Ms Karen Suzanne Putland hold 380,570 share rights comprising 100% of this class.

Share Rights Expiring on or before 1 February 2029

Category (size of holding)	Total Holders	Total Units	% Held
1 – 1,000	-	-	-
1,001 – 5,000	-	-	-
5,001 – 10,000	-	-	-
10,001 – 100,000	-	-	-
100,001 – and over	1 ¹	253,378	100.00%
	1	253,378	100.00%

1. Mr Linton John Putland & Ms Karen Suzanne Putland hold 253,378 share rights comprising 100% of this class.

Share Rights Expiring on or before 26 April 2029

Category (size of holding)	Total Holders	Total Units	% Held
1 – 1,000	-	-	-
1,001 – 5,000	-	-	-
5,001 – 10,000	-	-	-
10,001 – 100,000	-	-	-
100,001 – and over	1 ¹	246,952	100.00%
	1	246,952	100.00%

1. Mr Linton John Putland & Ms Karen Suzanne Putland hold 246,952 share rights comprising 100% of this class.

Share Rights Expiring on or before 18 October 2029

Category (size of holding)	Total Holders	Total Units	% Held
1 – 1,000	-	-	-
1,001 – 5,000	-	-	-
5,001 – 10,000	-	-	-
10,001 – 100,000	-	-	-
100,001 – and over	1 ¹	195,644	100.00%
	1	195,644	100.00%

1. Mr Graeme Morissey holds 195,644 share rights comprising 100% of this class.

Restricted Securities

The Company does not have any restricted securities on issue.

Substantial Shareholders

	Number of Ordinary Fully Paid Shares Held	% Held of Issued Ordinary Capital
CORPORATE INTERNATIONAL HOLDINGS BV ¹	272,350,072	17.53%
COLLINS ST ASSET MANAGEMENT ²	172,879,501	11.42%
RUFFER LLP ³	95,007,256	6.12%

1. As released on ASX on 7 October 2024

2. As released on ASX on 8 August 2024

3. As released on ASX on 8 January 2025

20 Largest Holders — Fully Paid Ordinary Shares as at 4 March 2025

Rank / Name	Number of Ordinary Fully Paid Shares Held	% Held of Issued Ordinary Capital
1. CORPORATE INTERNATIONAL HOLDINGS BV	272,350,072	17.53%
2. HSBC CUSTODY NOMINEES (AUSTRALIA) LIMITED	189,950,411	12.23%
3. SANDHURST TRUSTEES LTD <COLLINS ST VALUE FUND A/C>	97,307,401	6.26%
4. BELL POTTER NOMINEES LTD <BB NOMINEES A/C>	90,821,210	5.85%
5. CITICORP NOMINEES PTY LIMITED	68,811,177	4.43%
6. MR ZEFFRON CHARLES REEVES <THE PALIN A/C>	65,224,417	4.20%
7. TANAMERA RESOURCES PTE LTD	34,470,918	2.22%
8. BNP PARIBAS NOMINEES PTY LTD <IB AU NOMS RETAILCLIENT>	30,354,044	1.95%
9. MR KENNETH JOSEPH HALL <HALL PARK A/C>	29,240,741	1.88%
10. J P MORGAN NOMINEES AUSTRALIA PTY LIMITED	27,347,545	1.76%
11. BERNE NO 132 NOMINEES PTY LTD <751547 A/C>	24,626,370	1.59%
12. MR MICHAEL PIPEROGLOU	16,116,432	1.04%

Rank / Name	Number of Ordinary Fully Paid Shares Held	% Held of Issued Ordinary Capital
13. KATEPIP INVESTMENTS PTY LTD	14,304,444	0.92%
14. DEBUSCEY PTY LTD	13,457,333	0.87%
15. MR DARRYL LEONARD GOODE & MRS LYNETTE EVELYN GOODE <THE GOODE SUPER FUND A/C>	12,705,357	0.82%
16. MR BERNARD JOHN MCCUNE	12,200,000	0.79%
17. NEBARI GOLD FUND 1 LP	11,916,667	0.77%
18. MR ANDREW KENNEDY	11,330,864	0.73%
19. WALZ SUPER PTY LTD <WALZ SUPER FUND A/C>	10,148,932	0.65%
20. MR SERGIO TOMAS URIBE VALDES	9,943,923	0.64%
Total	1,042,628,258	67.12%

20 Largest Holders — Listed Options (exercisable at \$0.11 on or before 7 July 2025) at 4 March 2025

Rank / Name	Number of Listed Options Held	% Held
1. UBS NOMINEES PTY LTD	12,768,428	21.19%
2. NEBARI GOLD FUND 1 LP	5,958,333	9.89%
3. SHAW AND PARTNERS LIMITED	5,908,500	9.81%
4. TMJ SECURITIES PTY LTD	3,367,650	5.59%
5. MR KERRY NORMAN BIGNELL	3,180,000	5.28%
6. MR SHUDE LIANG	3,008,334	4.99%
7. MISS YI ZHEN LI	2,704,833	4.49%
8. GOFFACAN PTY LTD	2,240,080	3.72%
9. MR RAMIN VAHDANI	2,100,000	3.49%
10. BALCLUTHA ADVISORS PTY LTD	1,666,667	2.77%
11. MR SIMON WILLIAM TRITTON <INVESTMENT A/C>	1,500,000	2.49%
12. MRS JUDITH SUZANNE PIGGIN & MR DAMIEN JAYE PIGGIN & MR GLENN ADAM PIGGIN <PIGGIN FAMILY S/F A/C>	1,041,666	1.73%
13. BNP PARIBAS NOMINEES PTY LTD <IB AU NOMS RETAILCLIENT>	1,000,182	1.66%
14. MR ROBERT JOHN CONWAY <CONWAY FAMILY A/C>	1,000,000	1.66%
15. CITICORP NOMINEES PTY LIMITED	966,737	1.60%
16. MR DAVID JAMES AZAR	850,000	1.41%
17. ON SITE LABORATORY SERVICES PTY LTD	833,333	1.38%
18. MR DARRYL LEONARD GOODE & MRS LYNETTE EVELYN GOODE	800,000	1.33%
19. RORY KEANE	750,000	1.24%
20. MR DARRYL LEONARD GOODE & MRS LYNETTE EVELYN GOODE <THE GOODE SUPER FUND A/C>	750,000	1.24%
20. MR CLAUDIU GABRIEL DINCA <RAI INVESTMENT A/C>	666,666	1.11%
Total	53,061,409	88.06%

20 Largest Holders — Listed Options (exercisable at \$0.07 on or before 13 December 2025) at 4 March 2025

Rank / Name		Number of Listed Options Held	% Held
1.	CORPORATE INTERNATIONAL HOLDINGS BV	81,613,925	59.88%
2.	SHAW AND PARTNERS LIMITED	21,799,691	15.99%
3.	UBS NOMINEES PTY LTD	18,906,726	13.87%
4.	BNP PARIBAS NOMINEES PTY LTD <IB AU NOMS RETAILCLIENT>	1,549,817	1.14%
5.	MR KERRY NORMAN BIGNELL	1,085,332	0.80%
6.	ACUITY CAPITAL INVESTMENT MANAGEMENT PTY LTD <ACUITY CAPITAL HOLDINGS A/C>	500,000	0.37%
7.	CITICORP NOMINEES PTY LIMITED	450,962	0.33%
8.	MR DARRYL LEONARD GOODE & MRS LYNETTE EVELYN GOODE <THE GOODE SUPER FUND A/C>	389,285	0.29%
9.	MR PHILIP ALAN SPEAKMAN	375,000	0.28%
10.	LAMINAERO PTY LTD <M & J KEATING FAMILY A/C>	354,878	0.26%
11.	MR SIMON QUAN	352,270	0.26%
12.	MR ANDREW KENNEDY	336,900	0.25%
13.	MR JOHN CHARLES BRENNAN	265,765	0.20%
14.	NETWEALTH INVESTMENTS LIMITED <WRAP SERVICES A/C>	261,086	0.19%
15.	ULADAK PTY LTD <KADALU FAMILY A/C>	252,804	0.19%
16.	DANLAW INVESTMENTS PTY LTD	250,000	0.18%
17.	GECKO RESOURCES PTY LTD	250,000	0.18%
18.	HAREBREN PTY LTD <HAREBREN SF A/C>	227,679	0.17%
19.	MR KAAAN DURAN	215,420	0.16%
20.	PAUL SHERRIFF & DAVID SHERRIFF & JEN SHERRIFF <CITANOX SMSF A/C>	214,286	0.16%
20.	MR DARYL CHRISTIAN BRYON & MRS ELIZABETH SUE BRYON	204,375	0.15%
Total		129,856,201	95.27%

On-market Buy-Back

There is no current on-market buy-back.

Corporate Governance Statement

The Company's Corporate Governance Statement for the 2024 transitional financial year is available from the Company's website at <https://tesorogold.com.au/company/corporate-governance/>

Tenements Schedule as at 31 December 2024**EL ZORRO GOLD PROJECT EXPLORATION CONCESSIONS (94.25% Tesoro Mining Chile SpA)**

Concession Name	Date of Expiration	Size (ha)	Concession type
ZORRO 1B	10-august-2026	200	Exploration
ZORRO 2B	10-august-2026	200	Exploration
ZORRO 3B	10-august-2026	200	Exploration
ZORRO 4B	10-august-2026	100	Exploration
ZORRO 5B	10-august-2026	200	Exploration
ZORRO 6B	10-august-2026	200	Exploration
PUNTA DE DIAMANTE 1A	17-august-2025	200	Exploration
PUNTA DE DIAMANTE 2A	06-august-2025	300	Exploration
PUNTA DE DIAMANTE 3A	28-september-2025	300	Exploration
LA NEGRA COJA 1A	10-august-2025	200	Exploration
LA NEGRA COJA 2A	06-august-2025	300	Exploration
LA NEGRA COJA 3A	10-august-2025	300	Exploration
LA NEGRA COJA 4A	06-august-2025	200	Exploration
LA NEGRA COJA 5A	09-august-2025	300	Exploration
LA NEGRA COJA 6A	11-august-2025	200	Exploration
LA NEGRA COJA 7A	09-august-2025	300	Exploration
LA NEGRA COJA 8A	11-august-2025	300	Exploration
LA NEGRA COJA 9A	09-august-2025	200	Exploration
LA NEGRA COJA 10A	11-august-2025	300	Exploration
LA NEGRA COJA 11A	10-august-2025	300	Exploration
LA NEGRA COJA 12A	11-august-2025	200	Exploration
LA NEGRA COJA 13A	10-august-2025	300	Exploration
LA NEGRA COJA 14A	11-august-2025	300	Exploration
LA NEGRA COJA 15A	10-august-2025	300	Exploration
LA NEGRA COJA 16A	18-august-2025	200	Exploration
LA NEGRA COJA 17A	17-august-2025	300	Exploration
LA NEGRA COJA 18A	18-august-2025	300	Exploration
LA NEGRA COJA 19A	11-august-2025	200	Exploration
NICE BARREL 1	05-august-2025	200	Exploration
NICE BARREL 2	05-august-2025	300	Exploration
NICE BARREL 3	06-august-2025	200	Exploration
NICE BARREL 4	05-august-2025	200	Exploration
NICE BARREL 5	06-august-2025	200	Exploration
NICE BARREL 6	05-august-2025	200	Exploration
NICE BARREL 7	10-august-2025	200	Exploration
NICE BARREL 13	28-september-2025	300	Exploration
NICE BARREL 12	28-september-2025	200	Exploration
NICE BARREL 11	28-september-2025	300	Exploration
NICE BARREL 10	28-september-2025	200	Exploration
NICE BARREL 9	28-september-2025	300	Exploration
NICE BARREL 8	28-september-2025	200	Exploration
SIERRA PATACONES 1	Replaced by SIERRA PATACONES 1A in process	300	Exploration
SIERRA PATACONES 2	Replaced by SIERRA PATACONES 2A in process	300	Exploration

Concession Name	Date of Expiration	Size (ha)	Concession type
SIERRA PATACONES 3	Replaced by SIERRA PATACONES 3A in process	300	Exploration
SIERRA PATACONES 4	Replaced by SIERRA PATACONES 4A in process	300	Exploration
SIERRA PATACONES 5	Replaced by SIERRA PATACONES 5A in process	300	Exploration
SIERRA PATACONES 6	Replaced by SIERRA PATACONES 6A in process	300	Exploration
SIERRA PATACONES 7	Replaced by SIERRA PATACONES 7A in process	300	Exploration
SIERRA PATACONES 8	Replaced by SIERRA PATACONES 8A in process	300	Exploration
SIERRA PATACONES 9	Replaced by SIERRA PATACONES 9A in process	300	Exploration
SIERRA PATACONES 10	Replaced by SIERRA PATACONES 10A in process	300	Exploration
SIERRA PATACONES 11	Replaced by SIERRA PATACONES 11A in process	300	Exploration
SIERRA PATACONES 12	Replaced by SIERRA PATACONES 12A in process	300	Exploration
SIERRA PATACONES 13	Replaced by SIERRA PATACONES 13A in process	300	Exploration
SIERRA PATACONES 14	Replaced by SIERRA PATACONES 14A in process	300	Exploration
SIERRA PATACONES 15	Replaced by SIERRA PATACONES 15A in process	300	Exploration
SIERRA PATACONES 20	Replaced by SIERRA PATACONES 20A in process	300	Exploration
SIERRA PATACONES 19	Replaced by SIERRA PATACONES 19A in process	300	Exploration
SIERRA PATACONES 18	Replaced by SIERRA PATACONES 18A in process	300	Exploration
SIERRA PATACONES 17	Replaced by SIERRA PATACONES 17A in process	300	Exploration
SIERRA PATACONES 16	Replaced by SIERRA PATACONES 16A in process	300	Exploration
SIERRA PATACONES 21	Replaced by SIERRA PATACONES 21A in process	300	Exploration
SIERRA PATACONES 22	Replaced by SIERRA PATACONES 22A in process	300	Exploration
SIERRA PATACONES 23	Replaced by SIERRA PATACONES 23A in process	300	Exploration
SIERRA PATACONES 24	Replaced by SIERRA PATACONES 24A in process	300	Exploration
SIERRA PATACONES 25	Replaced by SIERRA PATACONES 25A in process	300	Exploration
SIERRA PATACONES 26	Replaced by SIERRA PATACONES 26A in process	300	Exploration
SIERRA PATACONES 27	Replaced by SIERRA PATACONES 27A in process	300	Exploration
SIERRA PATACONES 28	Replaced by SIERRA PATACONES 28A in process	300	Exploration
SIERRA PATACONES 29	Replaced by SIERRA PATACONES 29A in process	300	Exploration
SIERRA PATACONES 30	Replaced by SIERRA PATACONES 30A in process	300	Exploration
SIERRA PATACONES 31	Replaced by SIERRA PATACONES 31A in process	300	Exploration
SIERRA PATACONES 32	Replaced by SIERRA PATACONES 32A in process	300	Exploration
SIERRA PATACONES 33	Replaced by SIERRA PATACONES 33A in process	300	Exploration
SIERRA PATACONES 34	Replaced by SIERRA PATACONES 34A in process	300	Exploration
SIERRA PATACONES 35	Replaced by SIERRA PATACONES 35A in process	300	Exploration
SIERRA PATACONES 42	Replaced by SIERRA PATACONES 42A in process	300	Exploration
SIERRA PATACONES 41	Replaced by SIERRA PATACONES 41A in process	300	Exploration
SIERRA PATACONES 40	Replaced by SIERRA PATACONES 40A in process	300	Exploration
SIERRA PATACONES 39	Replaced by SIERRA PATACONES 39A in process	300	Exploration
SIERRA PATACONES 38	Replaced by SIERRA PATACONES 38A in process	300	Exploration
SIERRA PATACONES 37	Replaced by SIERRA PATACONES 37A in process	300	Exploration
SIERRA PATACONES 36	Replaced by SIERRA PATACONES 36A in process	300	Exploration
SIERRA PATACONES 43	Replaced by SIERRA PATACONES 43A in process	300	Exploration

Concession Name	Date of Expiration	Size (ha)	Concession type
SIERRA PATACONES 44	Replaced by SIERRA PATACONES 44A in process	300	Exploration
SIERRA PATACONES 45	Replaced by SIERRA PATACONES 45A in process	300	Exploration
SIERRA PATACONES 46	Replaced by SIERRA PATACONES 46A in process	300	Exploration
SIERRA PATACONES 47	Replaced by SIERRA PATACONES 47A in process	300	Exploration
SIERRA PATACONES 48	Replaced by SIERRA PATACONES 48A in process	300	Exploration
SIERRA PATACONES 49	Replaced by SIERRA PATACONES 49A in process	300	Exploration
SIERRA PATACONES 50	Replaced by SIERRA PATACONES 50A in process	300	Exploration
SIERRA PATACONES 51	Replaced by SIERRA PATACONES 51A in process	300	Exploration
SIERRA PATACONES 53	Replaced by SIERRA PATACONES 53A in process	300	Exploration
SIERRA PATACONES 54	Replaced by SIERRA PATACONES 54A in process	300	Exploration
SIERRA PATACONES 55	Replaced by SIERRA PATACONES 55A in process	300	Exploration
SIERRA PATACONES 56	Replaced by SIERRA PATACONES 56A in process	300	Exploration
SIERRA PATACONES 57	Replaced by SIERRA PATACONES 57A in process	300	Exploration
SIERRA PATACONES 62	Replaced by SIERRA PATACONES 62A in process	300	Exploration
SIERRA PATACONES 61	Replaced by SIERRA PATACONES 61A in process	300	Exploration
SIERRA PATACONES 60	Replaced by SIERRA PATACONES 60A in process	300	Exploration
SIERRA PATACONES 59	Replaced by SIERRA PATACONES 59A in process	300	Exploration
SIERRA PATACONES 58	Replaced by SIERRA PATACONES 58A in process	300	Exploration
SIERRA PATACONES 63	Replaced by SIERRA PATACONES 63A in process	300	Exploration
SIERRA PATACONES 64	Replaced by SIERRA PATACONES 64A in process	300	Exploration
SIERRA PATACONES 65	Replaced by SIERRA PATACONES 65A in process	300	Exploration
SIERRA PATACONES 66	Replaced by SIERRA PATACONES 66A in process	300	Exploration
SIERRA PATACONES 67	Replaced by SIERRA PATACONES 67A in process	300	Exploration
SIERRA PATACONES 68	Replaced by SIERRA PATACONES 68A in process	300	Exploration
SIERRA PATACONES 69	Replaced by SIERRA PATACONES 69A in process	300	Exploration
SIERRA PATACONES 70	Replaced by SIERRA PATACONES 70A in process	300	Exploration
SIERRA PATACONES 71	Replaced by SIERRA PATACONES 71A in process	300	Exploration
SIERRA PATACONES 72	Replaced by SIERRA PATACONES 72A in process	300	Exploration
SIERRA PATACONES 73	Replaced by SIERRA PATACONES 73A in process	300	Exploration
SIERRA PATACONES 74	Replaced by SIERRA PATACONES 74A in process	300	Exploration
SIERRA PATACONES 75	Replaced by SIERRA PATACONES 75A in process	300	Exploration
SIERRA PATACONES 76	Replaced by SIERRA PATACONES 76A in process	300	Exploration
SIERRA PATACONES 77	Replaced by SIERRA PATACONES 77A in process	300	Exploration
SIERRA PATACONES 84	Replaced by SIERRA PATACONES 84A in process	300	Exploration
SIERRA PATACONES 83	Replaced by SIERRA PATACONES 83A in process	300	Exploration
SIERRA PATACONES 82	Replaced by SIERRA PATACONES 82A in process	300	Exploration
SIERRA PATACONES 81	Replaced by SIERRA PATACONES 81A in process	300	Exploration
SIERRA PATACONES 80	Replaced by SIERRA PATACONES 80A in process	300	Exploration
SIERRA PATACONES 79	Replaced by SIERRA PATACONES 79A in process	300	Exploration
SIERRA PATACONES 78	Replaced by SIERRA PATACONES 78A in process	300	Exploration
SIERRA PATACONES 52	Replaced by SIERRA PATACONES 52A in process	300	Exploration

Concession Name	Date of Expiration	Size (ha)	Concession type
GOLD STORE 72	Replaced by GOLD STORE 72A in process	300	Exploration
GOLD STORE 71	Replaced by GOLD STORE 71A in process	300	Exploration
GOLD STORE 70	Replaced by GOLD STORE 70A in process	300	Exploration
GOLD STORE 69	Replaced by GOLD STORE 69A in process	300	Exploration
GOLD STORE 68	Replaced by GOLD STORE 68A in process	300	Exploration
GOLD STORE 67	Replaced by GOLD STORE 67A in process	300	Exploration
GOLD STORE 66	Replaced by GOLD STORE 66A in process	300	Exploration
GOLD STORE 1	Replaced by GOLD STORE 1A in process	300	Exploration
GOLD STORE 2	Replaced by GOLD STORE 2A in process	300	Exploration
GOLD STORE 3	Replaced by GOLD STORE 3A in process	300	Exploration
GOLD STORE 4	Replaced by GOLD STORE 4A in process	300	Exploration
GOLD STORE 5	Replaced by GOLD STORE 5A in process	300	Exploration
GOLD STORE 6	Replaced by GOLD STORE 6A in process	300	Exploration
GOLD STORE 7	Replaced by GOLD STORE 7A in process	300	Exploration
GOLD STORE 8	Replaced by GOLD STORE 8A in process	300	Exploration
GOLD STORE 9	Replaced by GOLD STORE 9A in process	300	Exploration
GOLD STORE 10	Replaced by GOLD STORE 10A in process	300	Exploration
GOLD STORE 11	Replaced by GOLD STORE 11A in process	300	Exploration
GOLD STORE 12	Replaced by GOLD STORE 12A in process	300	Exploration
GOLD STORE 13	Replaced by GOLD STORE 13A in process	300	Exploration
GOLD STORE 14	Replaced by GOLD STORE 14A in process	300	Exploration
GOLD STORE 15	Replaced by GOLD STORE 15A in process	300	Exploration
GOLD STORE 16	Replaced by GOLD STORE 16A in process	300	Exploration
GOLD STORE 17	Replaced by GOLD STORE 17A in process	300	Exploration
GOLD STORE 18	Replaced by GOLD STORE 18A in process	300	Exploration
GOLD STORE 19	Replaced by GOLD STORE 19A in process	300	Exploration
GOLD STORE 20	Replaced by GOLD STORE 20A in process	300	Exploration
GOLD STORE 21	Replaced by GOLD STORE 21A in process	300	Exploration
GOLD STORE 22	Replaced by GOLD STORE 22A in process	300	Exploration
GOLD STORE 23	Replaced by GOLD STORE 23A in process	300	Exploration
GOLD STORE 24	Replaced by GOLD STORE 24A in process	300	Exploration
GOLD STORE 25	Replaced by GOLD STORE 25A in process	300	Exploration
GOLD STORE 26	Replaced by GOLD STORE 26A in process	300	Exploration
GOLD STORE 27	Replaced by GOLD STORE 27A in process	300	Exploration
GOLD STORE 28	Replaced by GOLD STORE 28A in process	300	Exploration
GOLD STORE 29	Replaced by GOLD STORE 29A in process	300	Exploration
GOLD STORE 30	Replaced by GOLD STORE 30A in process	300	Exploration
GOLD STORE 36	Replaced by GOLD STORE 36A in process	300	Exploration
GOLD STORE 35	Replaced by GOLD STORE 35A in process	300	Exploration
GOLD STORE 34	Replaced by GOLD STORE 34A in process	300	Exploration
GOLD STORE 33	Replaced by GOLD STORE 33A in process	300	Exploration
GOLD STORE 37	Replaced by GOLD STORE 37A in process	300	Exploration
GOLD STORE 38	Replaced by GOLD STORE 38A in process	300	Exploration
GOLD STORE 39	Replaced by GOLD STORE 39A in process	300	Exploration
GOLD STORE 40	Replaced by GOLD STORE 40A in process	300	Exploration
GOLD STORE 41	Replaced by GOLD STORE 41A in process	300	Exploration
GOLD STORE 42	Replaced by GOLD STORE 42A in process	300	Exploration

Schedule of Tenements

Concession Name	Date of Expiration	Size (ha)	Concession type
GOLD STORE 43	Replaced by GOLD STORE 43A in process	300	Exploration
GOLD STORE 44	Replaced by GOLD STORE 44A in process	300	Exploration
GOLD STORE 45	Replaced by GOLD STORE 45A in process	300	Exploration
GOLD STORE 46	Replaced by GOLD STORE 46A in process	300	Exploration
GOLD STORE 47	Replaced by GOLD STORE 47A in process	300	Exploration
GOLD STORE 48	Replaced by GOLD STORE 48A in process	300	Exploration
GOLD STORE 49	Replaced by GOLD STORE 49A in process	300	Exploration
GOLD STORE 50	Replaced by GOLD STORE 50A in process	300	Exploration
GOLD STORE 51	Replaced by GOLD STORE 51A in process	300	Exploration
GOLD STORE 52	Replaced by GOLD STORE 52A in process	300	Exploration
GOLD STORE 53	Replaced by GOLD STORE 53A in process	300	Exploration
GOLD STORE 54	Replaced by GOLD STORE 54A in process	300	Exploration
GOLD STORE 55	Replaced by GOLD STORE 55A in process	300	Exploration
GOLD STORE 56	Replaced by GOLD STORE 56A in process	200	Exploration
GOLD STORE 57	Replaced by GOLD STORE 57A in process	300	Exploration
GOLD STORE 58	Replaced by GOLD STORE 58A in process	300	Exploration
GOLD STORE 59	Replaced by GOLD STORE 59A in process	300	Exploration
GOLD STORE 60	Replaced by GOLD STORE 60A in process	300	Exploration
GOLD STORE 61	Replaced by GOLD STORE 61A in process	300	Exploration
GOLD STORE 62	Replaced by GOLD STORE 62A in process	300	Exploration
GOLD STORE 63	Replaced by GOLD STORE 63A in process	300	Exploration
GOLD STORE 64	Replaced by GOLD STORE 64A in process	300	Exploration
GOLD STORE 65	Replaced by GOLD STORE 65A in process	300	Exploration
VACAS FLACAS 1	26-October-2026	300	Exploration
VACAS FLACAS 2	26-October-2026	300	Exploration
VACAS FLACAS 5	26-October-2026	300	Exploration
VACAS FLACAS 6	26-October-2026	300	Exploration
VACAS FLACAS 7	26-October-2026	300	Exploration
VACAS FLACAS 8	26-October-2026	300	Exploration
VACAS FLACAS 9	26-October-2026	300	Exploration
VACAS FLACAS 10	26-October-2026	300	Exploration
VACAS FLACAS 11	26-October-2026	300	Exploration
VACAS FLACAS 12	26-October-2026	300	Exploration
VACAS FLACAS 13	26-October-2026	300	Exploration
VACAS FLACAS 14	26-October-2026	300	Exploration
VACAS FLACAS 15	26-October-2026	300	Exploration
VACAS FLACAS 16	26-October-2026	300	Exploration
VACAS FLACAS 17	26-October-2026	300	Exploration
VACAS FLACAS 18	26-October-2026	300	Exploration
VACAS FLACAS 19	26-October-2026	300	Exploration
VACAS FLACAS 20	26-October-2026	300	Exploration
VACAS FLACAS 21	26-October-2026	300	Exploration
VACAS FLACAS 22	26-October-2026	300	Exploration
VACAS FLACAS 23	26-October-2026	300	Exploration
VACAS FLACAS 24	26-October-2026	300	Exploration
VACAS FLACAS 25	26-October-2026	300	Exploration
VACAS FLACAS 28	26-October-2026	300	Exploration

Schedule of Tenements

Concession Name	Date of Expiration	Size (ha)	Concession type
VACAS FLACAS 27	26-October-2026	300	Exploration
VACAS FLACAS 26	26-October-2026	300	Exploration
VACAS FLACAS 3	26-October-2026	300	Exploration
VACAS FLACAS 4	26-October-2026	300	Exploration
Bloody Good Shot 13A	27-September-2026	200	Exploration
Bloody Good Shot 12A	27-September-2026	200	Exploration
Bloody Good Shot 11A	27-September-2026	200	Exploration
Bloody Good Shot 10A	27-September-2026	300	Exploration
Bloody Good Shot 9A	28-September-2026	300	Exploration
Bloody Good Shot 8A	5-October-2026	200	Exploration
Bloody Good Shot 7A	28-September-2026	100	Exploration
Bloody Good Shot 6A	5-October-2026	200	Exploration
Bloody Good Shot 5A	29-September-2026	200	Exploration
Bloody Good Shot 4A	29-September-2026	300	Exploration
Bloody Good Shot 3A	3-October-2026	300	Exploration
Bloody Good Shot 2A	3-October-2026	300	Exploration
Bloody Good Shot 1A	3-October-2026	300	Exploration
Buzzard 1, 1 al 300	NA-Constituted	300	Exploitation
Buzzard 2, 1 al 300	NA-Constituted	300	Exploitation
Buzzard 3, 1 al 300	NA-Constituted	300	Exploitation
Buzzard 4, 1 al 300	NA-Constituted	300	Exploitation
LEON DOS 1-30	NA-Constituted	300	Exploitation
LEON UNO 1-30	NA-Constituted	300	Exploitation
LAS COQUETAS 1/10	NA-Constituted	100	Exploitation
PATON DOS 1/29	NA-Constituted	230	Exploitation
PATON UNO 1/29	NA-Constituted	240	Exploitation
CALDERILLA 1, 1 AL 10	NA-Constituted	100	Exploitation
CALDERILLA 2, 1 AL 10	NA-Constituted	100	Exploitation
CALDERILLA 3, 1 AL 10	NA-Constituted	100	Exploitation
CALDERILLA 4, 1 AL 10	NA-Constituted	100	Exploitation
CALDERILLA 5, 1 AL 10	NA-Constituted	100	Exploitation
CALDERILLA 6, 1 AL 10	NA-Constituted	100	Exploitation
CALDERILLA 7, 1 AL 10	NA-Constituted	100	Exploitation
CALDERILLA 8, 1 AL 10	NA-Constituted	100	Exploitation
CALDERILLA 9, 1 AL 10	NA-Constituted	100	Exploitation
CALDERILLA 10, 1 AL 10	NA-Constituted	100	Exploitation
CALDERILLA 11, 1 AL 10	NA-Constituted	100	Exploitation
CALDERILLA 12, 1 AL 10	NA-Constituted	100	Exploitation
CALDERILLA 13, 1 AL 10	NA-Constituted	100	Exploitation
CALDERILLA 14, 1 AL 10	NA-Constituted	100	Exploitation
CALDERILLA 15, 1 AL 10	NA-Constituted	100	Exploitation
CALDERILLA 16, 1 AL 10	NA-Constituted	100	Exploitation
CALDERILLA 17, 1 AL 10	NA-Constituted	76	Exploitation
CALDERILLA 18, 1 AL 10	NA-Constituted	36	Exploitation
CALDERILLA 19, 1 AL 10	NA-Constituted	100	Exploitation
CALDERILLA 20, 1 AL 10	NA-Constituted	91	Exploitation
CALDERILLA 21, 1 AL 10	NA-Constituted	76	Exploitation

Schedule of Tenements

Concession Name	Date of Expiration	Size (ha)	Concession type
CALDERILLA 22, 1 AL 10	NA-Constituted	100	Exploitation
CALDERILLA 23, 1 AL 10	NA-Constituted	100	Exploitation
TAKEO SEGUNDA 1 AL 20	NA-Constituted	100	Exploitation
TAKEO TERCERA 1 AL 20	NA-Constituted	100	Exploitation

Notes:

1. All concessions noted as "application" are moving through the application process and there is no legal impediment to them being granted.
2. Concessions noted as in process are being converted from exploration concessions to exploitation concessions and there is no legal impediment to them being granted.
3. Concessions noted as being in renewal process are exploration concessions under a renewal for a second term of two years and there is no legal impediment to them being renewed.
4. Constituted exploitation concessions have no expiry.

