

MARCH 2025 QUARTERLY ACTIVITIES REPORT

Highlights

Penny South Gold Project

- Maiden drilling program completed at 100%-owned Penny South Gold Project in Western Australia
- Drilling comprised 12 reverse circulation (RC) holes for a total of 2,583 metres
- Program targeted along-strike and interpreted down-plunge mineralised trend from Ramelius Resources' (ASX:RMS) high-grade Penny deposits, including testing a demagnetised zone as well as down-dip extensions of shallow anomalous intersections identified in historical drilling
- Campaign completed as part of a part drill-for-equity agreement with Topdrill within the four-week timeframe
- Drill samples dispatched for analysis, with assay results expected late April
- Exploration Incentive Scheme (EIS) grant applied for to assist with funding any potential deeper diamond drill hole to target deeper plunge extensions of Penny deposits in future drilling

Biranup Gold Project

- Fieldwork commenced at highly prospective Biranup Gold Project, located on strike of Tropicana Gold Mine (+5Moz Au)
- Black Dragon Prospect identified as a key focus area due to significant anomalies associated with the Black Dragon Shear Zone
- Confirmatory outcrop sampling over an approximately 200m x 200m area at Black Dragon yielded high-grade gold and silver rock chip results up to 218g/t Au and 302g/t Ag¹
- Broader 4.5km structural gold trend largely untested beneath shallow transported cover signals vast exploration potential

Corporate and Financial Updates

- Successfully raised \$1.6 million via placement to institutional and sophisticated investors
- Funds allocated toward exploration at Penny South and Biranup projects
- Cash position of \$2.7 million as of the end of the quarter

Strata Minerals Limited (ASX: **SMX**) ("**Strata**" or "the **Company**") is pleased to provide an update on its activities for the quarter ending 31 March 2025. Key developments during the period included the completion of the maiden drill program at the 100%-owned Penny South Gold Project in Western Australia and the commencement of field activities at the highly prospective Biranup Gold Project.

¹ Refer ASX announcement 8th April 2025 "Biranup Project Delivers High Grade Gold and Silver Results"

The Company progressed exploration efforts across its portfolio, with significant milestones achieved in advancing high-priority gold targets towards unlocking further value for shareholders.

Penny South Gold Project, WA

The Penny South Gold Project (Figure 1) is located in a world class gold district, only ~500m south of the Penny Mine Project – one of Australia’s highest grade producing gold mines, owned and operated by Ramelius Resources Limited (ASX.RMS), with Ramelius recently expanding exploration activities at Penny, including to the south, towards the northern boundary of Strata’s tenements².

The Penny West Shear, which controls the location of gold mineralisation at RMS’ Penny North/West gold deposits, extends south into Strata’s Penny South Project, with ~2.5km of strike contained within the project area.

In January, a Programme of Work (“PoW”) had been approved, and all statutory permitting was complete for the maiden drill program at the Penny South Gold Project. The drilling contract was awarded to highly regarded contractor Topdrill Pty Ltd, as a part of a part drill-for-equity agreement and drilling commenced late-February.

In total, 12 reverse circulation (RC) holes were completed, totalling 2,583 metres, aimed to test the interpreted along strike and down plunge mineralised trend extensions of the high-grade Penny Gold Deposits, as well as investigating zones of anomalous mineralisation from historical drilling³ (Figure 2).

Strata’s identification of a demagnetised zone within Strata’s Penny South Project, similar to the one associated with the Penny West and Penny North Gold Deposits just to the north of the Penny South Project (~500m), was a key component of the targeting process. The de-magnetised zone is interpreted as the pathway of a mineralising fluid system along the key structural pathways.

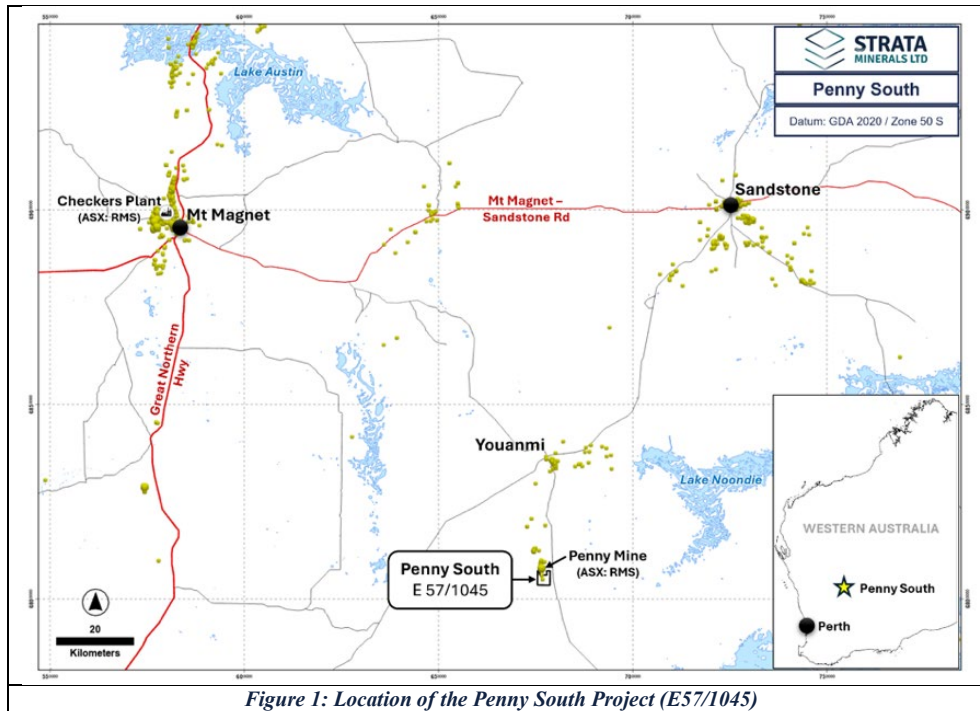
The drilling campaign aimed to address gaps in previous exploration by testing areas where no drilling had exceeded a depth of approximately 70 metres, despite nearby discoveries indicating significant potential at depths starting from 80 metres. The approach included drilling a proposed ~250-metre-deep, four-hole traverse along the immediate northern boundary of the tenement and additional holes along strike to the south, targeting both shallow and deeper zones of gold mineralisation.

Another focus of the program was a sequence of holes at Target 3 (Figure 2), designed to test beneath shallow historical intersections that had returned highly anomalous results, such as 1m at 2.66g/t Au and broader zones like 11m at 0.88g/t Au. Additional drilling targeted mineralisation within a granitic margin west of the main structural trend, including follow-up testing of historical intersections such as 1m at 5.56g/t Au from 112m⁴.

² See RMS ASX announcement dated 18 February 2025 - RIU Explorers conference presentation

³ See ASX announcement dated 29th October 2024 “High Priority Drill Targets at Penny South Gold Project”

⁴ See ASX announcement 29h January “Drilling to Commence at Penny South Gold Project”



Pic 1: Drone photo showing RC drill rig on Strata's Penny South Gold Project in foreground and the Penny West open pit on Ramelius Resources Limited (ASX: RMS) tenure in the background approx. 500m to the North



Figure 2: Interpreted Mineralised Trend and maiden RC Drilling completed at Penny South (Yellow dots).

Drill samples were dispatched to the laboratory for analysis, with assay results expected late April and will be disclosed to the market upon the receipt and interpretation of all assay results.

The drilling program aims to provide critical geological insights, which will form the basis for future exploration, including plans for deeper holes to test the interpreted plunge extensions of the Penny Mine at Target 1. The company applied for an Exploration Incentive Scheme (EIS) grant to assist with funding any potential deeper drill hole to target deeper plunge extensions of Penny deposits in future drilling

Biranup Gold Project

Following a strategic review and assessment on historical work conducted by previous owners of the Project that identified multiple high-priority gold targets, Strata initiated field exploration programs which consisted of mapping and sampling to guide the next phases of exploration at its Biranup Gold Project in Western Australia.

Located on strike of the +5Moz Tropicana Gold Mine, the project had not previously been explored for gold by the company.

The review highlighted the Black Dragon and Red Dragon prospects as immediate focus areas.

The Black Dragon prospect, spanning a highly anomalous 10km x 3km gold zone, was identified as a key target due to its association with the Black Dragon Shear Zone and a major 250km structural feature. Fieldwork included mapping and sampling to verify historical results, such as rock chip assays exceeding 100g/t Au, assess mineralisation orientations, and uncover potential new targets.

Post quarter end, Strata reported the results of its recent fieldwork at the Biranup Gold Project in Western Australia, which confirmed high-grade gold and silver mineralisation at the Black Dragon Prospect. The program yielded rock chip results up to **218g/t Au and 302g/t Ag**, further confirming the project's gold and silver potential⁵.

Fieldwork focused on the Black Dragon Prospect, which sits within a 4.5km-long structural gold trend mainly concealed by shallow transported cover and is a priority area for Strata as the only area that has reasonable outcrop amongst the widespread transported cover and only wide spaced aircore (AC) drilling (500m x 200m) has been undertaken along this trend signalling vast untapped exploration potential. Sample of outcrop was conducted over an area of approximately 200m x 200m area at the Black Dragon prospect. A total of 61 rock chip samples were collected, of which eight (13%) reported grades over 30g/t Au and 27 (44%) returned grades over 1g/t Au. Notably, samples with grades above 10g/t Au also exhibited highly elevated Ag and Te levels. Notable gold and silver results included:

- | | |
|----------------------------------|-----------------|
| ▪ 218g/t Au and 206g/t Ag | (Sample BIR049) |
| ▪ 206g/t Au and 302g/t Ag | (Sample BIR017) |
| ▪ 170g/t Au and 54g/t Ag | (Sample BIR020) |
| ▪ 160g/t Au and 149g/t Ag | (Sample BIR050) |
| ▪ 140g/t Au and 183g/t Ag | (Sample BIR003) |
| ▪ 71g/t Au and 19g/t Ag | (Sample BIR051) |
| ▪ 59g/t Au and 63g/t Ag | (Sample BIR047) |
| ▪ 35g/t Au and 25g/t Ag | (Sample BIR053) |

These figures complemented historical data, which included rock chip grades of up to 626g/t Au in the broader project area. Around 27% of historical rock chip samples taken across the project area had returned results above 1g/t Au, with approximately 6.5% exceeding 30g/t Au⁶.

The Black Dragon Prospect was characterised by mineralisation hosted in quartz veins, hematite breccias, and sericite-altered granite with disseminated pyrite. Veins typically ranged from 0.3m to 5.0m in width and extended over short surface strikes of 10m to 30m. However, limited historical drilling had failed to fully explain the significant surface gold-silver-tellurium anomalies or clarify the structural controls and genesis of the mineralisation.

Strata's geologists identified three main east-dipping structural mineralised trends within the limited area of outcrop.

⁵ Refer ASX announcement 8th April 2025 "Biranup Project Delivers High Grade Gold and Silver Results"

⁶ Refer ASX announcement 6 February 2025 "Fieldwork Commences at Biranup Gold Project"

The fieldwork also reinforced the potential of the broader 4.5km structural trend, which remains largely untested beneath transported cover. Previous aircore (AC) drilling in the region had been conducted on a wide-spaced grid (500m x 200m), which may have been insufficient to detect prospective targets.

Biranup Gold Project Background

The Biranup Gold Project (Figure 3) is located in the northern Albany-Fraser Orogen, approximately 10km northeast of the Tropicana Gold Mine and 25km southwest of Carawine Resources Limited's emerging Hercules gold discovery. Previously explored by several companies, including AngloGold Ashanti after the Tropicana discovery in 2005, the project was more recently evaluated for its nickel-copper-PGE potential.

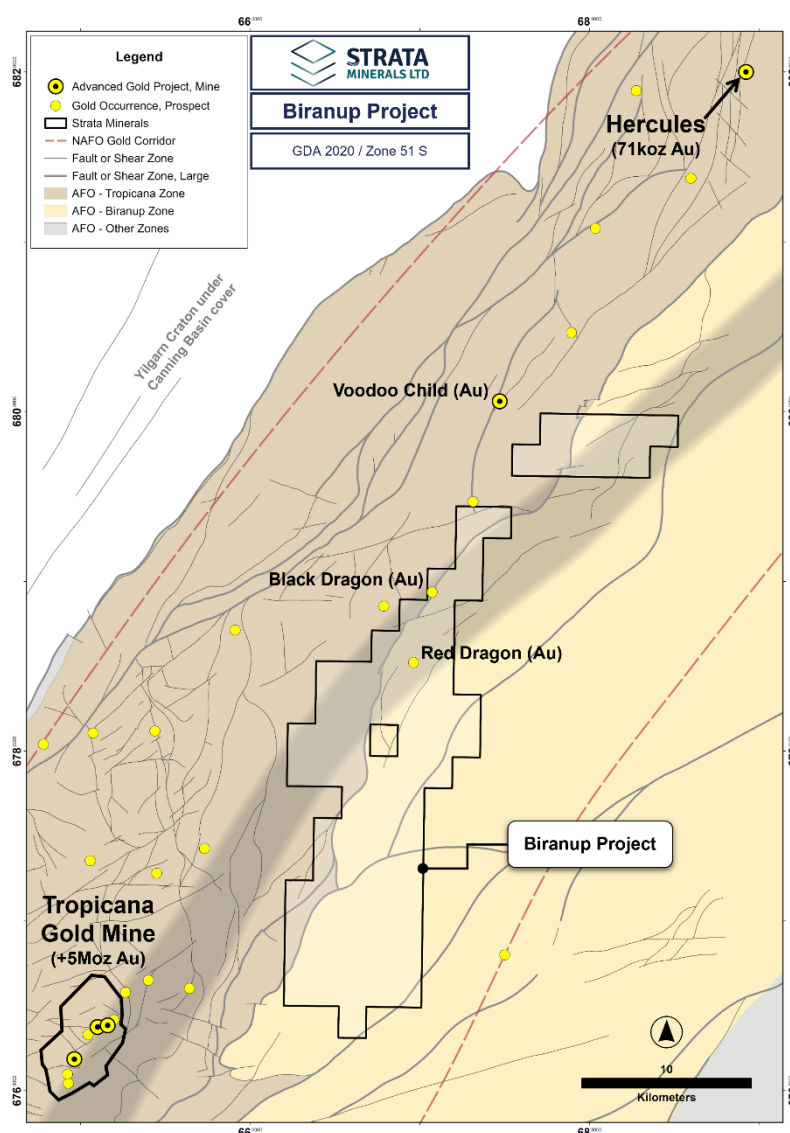


Figure 3: Location and simplified geological map of the Biranup Project, along strike from the Tropicana Gold Mine and along trend with other gold discoveries.

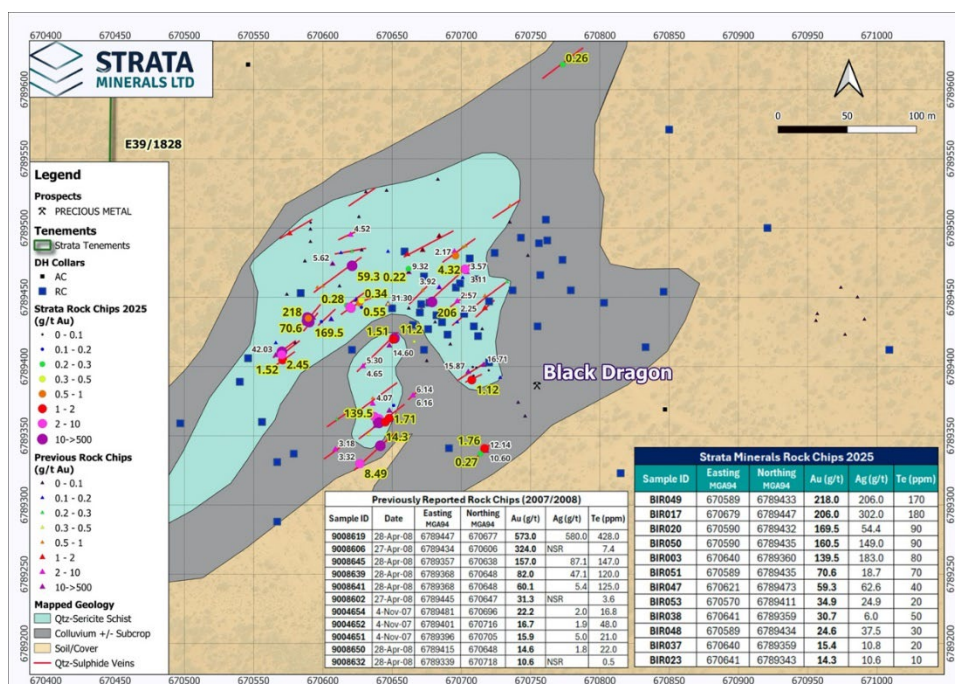


Figure 4: Black Dragon Prospect Project showing rock chip sample locations and historical drilling collars.

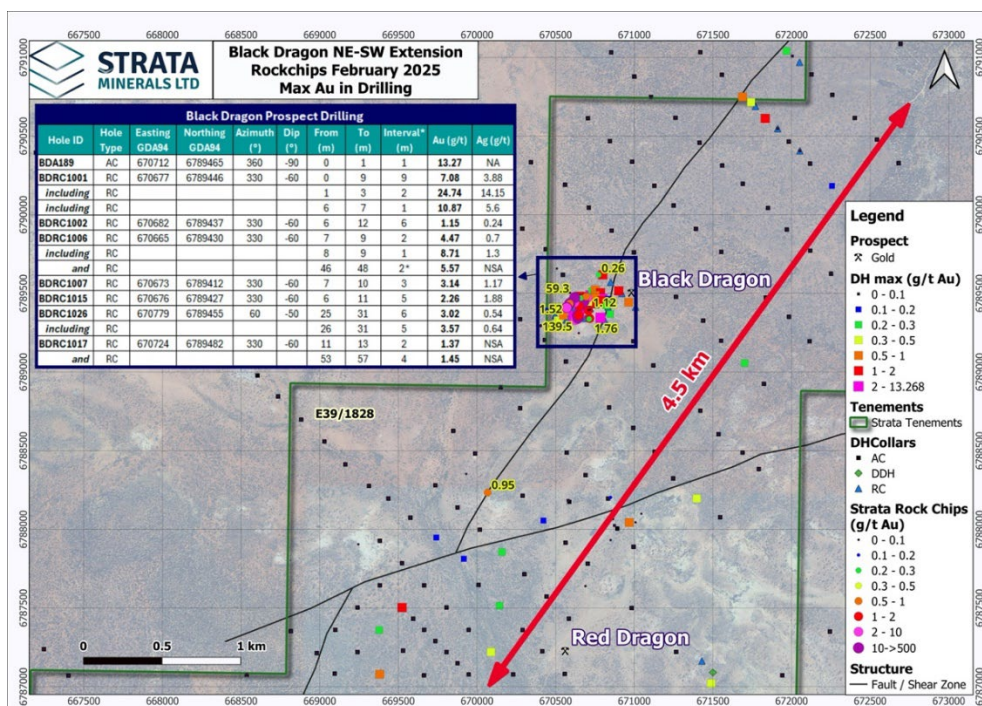


Figure 5: Summary plan showing Black Dragon Prospect in a broader context.

Next steps at Biranup

Strata outlined the following priorities for advancing exploration at Biranup:

- Integrating recent sampling results with historical drilling data to create an updated geological interpretation
- Assessing the effectiveness of previous wide-spaced drilling along the structural trend, especially under transported cover north and south of Black Dragon
- Conducting detailed evaluation of the Red Dragon Prospect and other regional targets within the project area
- Focusing exploration activities on high-priority areas and refining tenement consolidation

CORPORATE AND ADMINISTRATION

The Company ended the March 2025 Quarter with a cash position of \$2.72 million and no debt.

The Company applied for an Exploration Incentive Scheme (EIS) grant to assist in funding any potential deeper diamond drill hole at the Penny South Gold Project.

Capital Raising

Strata Minerals successfully raised \$1.6 million through a placement to institutional and sophisticated investors, with the funds allocated to support exploration activities. These included the maiden drill program at the Penny South Gold Project, exploration at the Biranup Project, and additional strategic objectives.

On 19 February the company confirmed that it had completed the first tranche of the ~\$1.6 million capital. The first tranche raised ~\$1.28 million through the placement of 42,703,765 fully paid ordinary shares at \$0.03 per share.

Subsequent to the end of the quarter, on 9 April 2025, the second tranche of the ~\$1.6 million capital was completed. The second tranche raised ~\$0.31 million through the placement of 10,629,568 fully paid ordinary shares at \$0.03 per share.

Options

On 19 February 2025, 1,500,000 Options were issued to external consultants, 750,000 exercisable at \$0.04 expiring 2 December 2027 and 750,000 exercisable at \$0.06 expiring 2 December 2027.

Subsequent to the end of the quarter, on 9 April 2025, 2,500,000 Options were issued to the Managing Director, and 5,000,000 Options were issued to the lead broker, exercisable at \$0.045 and expiring 9 April 2028.

Investor and Shareholder Engagement

During the quarter, Managing Director Peter Woods presented the Strata Minerals story through roadshows, covering Melbourne, Sydney & Adelaide, where he met with a wide range of stockbrokers, fund managers, existing shareholders as well as prospective shareholders.

Key Expenditure

For the purpose of Listing Rule 5.3.1, details of the Company's group exploration activities for the Quarter, including any material developments or material changes in those activities, and a summary of the expenditure incurred on those activities includes \$100,000 on staff costs, \$88,000 on administration and corporate costs, \$273,000 on exploration.

For the purpose of Listing Rule 5.3.2, the Company confirms that there were no mining production and development activities during the Quarter by the Company or its subsidiaries.

In accordance with ASX Listing Rules 4.7C.3, payments to related parties of the entity and their associates outlined in the Company's Appendix 5B for the Quarter relate to Directors fees of \$102,000.

Tenement Summary

The following information is provided pursuant to Listing Rule 5.3.3 for the quarter ended 31 March 2025. The Company and its subsidiaries did not enter into any farm-in or farm-out agreements during the quarter.

Tenement ID	Location	Holder	Percentage held
Penny South Project			
E57/1045	Australia	Dollar Gold Pty Ltd	100%
Biranup Project			
E38/3191	Australia	Ventnor Gold Pty Ltd	100%
E39/1828	Australia	Ventnor Gold Pty Ltd	100%
E39/2000	Australia	Ventnor Gold Pty Ltd	100%
E39/2001	Australia	Ventnor Gold Pty Ltd	100%
E39/2003	Australia	Ventnor Gold Pty Ltd	100%
Elliot Lake Project			
879754	Canada	NKL Canada Ltd	100%
879755	Canada	NKL Canada Ltd	100%
879756	Canada	NKL Canada Ltd	100%
879757	Canada	NKL Canada Ltd	100%
879758	Canada	NKL Canada Ltd	100%
879759	Canada	NKL Canada Ltd	100%
879760	Canada	NKL Canada Ltd	100%
879761	Canada	NKL Canada Ltd	100%
879762	Canada	NKL Canada Ltd	100%
879763	Canada	NKL Canada Ltd	100%
879764	Canada	NKL Canada Ltd	100%
879765	Canada	NKL Canada Ltd	100%
879766	Canada	NKL Canada Ltd	100%
879767	Canada	NKL Canada Ltd	100%
879768	Canada	NKL Canada Ltd	100%
879769	Canada	NKL Canada Ltd	100%
879770	Canada	NKL Canada Ltd	100%
879771	Canada	NKL Canada Ltd	100%

Tenement ID	Location	Holder	Percentage held
879772	Canada	NKL Canada Ltd	100%
879773	Canada	NKL Canada Ltd	100%
879774	Canada	NKL Canada Ltd	100%
879775	Canada	NKL Canada Ltd	100%
879776	Canada	NKL Canada Ltd	100%
879777	Canada	NKL Canada Ltd	100%
879778	Canada	NKL Canada Ltd	100%
879779	Canada	NKL Canada Ltd	100%
879780	Canada	NKL Canada Ltd	100%
879781	Canada	NKL Canada Ltd	100%
879782	Canada	NKL Canada Ltd	100%
879783	Canada	NKL Canada Ltd	100%
883146	Canada	NKL Canada Ltd	100%
883148	Canada	NKL Canada Ltd	100%
883149	Canada	NKL Canada Ltd	100%
883150	Canada	NKL Canada Ltd	100%
883152	Canada	NKL Canada Ltd	100%
883153	Canada	NKL Canada Ltd	100%
883154	Canada	NKL Canada Ltd	100%
883157	Canada	NKL Canada Ltd	100%
883158	Canada	NKL Canada Ltd	100%
883159	Canada	NKL Canada Ltd	100%
883160	Canada	NKL Canada Ltd	100%

Authorised for ASX release by the Board of the Company.

COMPANY CONTACT

Peter Woods - Managing Director

Strata Minerals Limited

pw@stratamineralsltd.com

MEDIA & INVESTOR RELATIONS

Melissa Tempa

NWR Communications

melissa@nwrcommunications.com.au

ABOUT STRATA MINERALS LIMITED

Strata Minerals Limited is an Australian, ASX listed, exploration company with a strategic focus on acquiring, exploring and developing mineral projects in world class jurisdictions. The Company's primary focus is the Penny South Gold Project in Western Australia, the Elliot Lake Uranium Project, which is highly prospective for uranium and rare earths, and the Biranup Project which is highly prospective for gold.

Previously Reported Results

There is information in this announcement relating to exploration results which were previously announced by Strata on 08 October 2024, 29 October 2024, 2nd December 2024, 29 January 2025, 6th February 2025, 27th February 2025, 27th March 2025 and 8th April 2025. Other than those disclosed in the announcement, the Company confirms that it is not aware of any new information or data that materially affects the information included in the original market announcement.

Forward Looking Statements

Some statements in this announcement regarding estimates or future events are forward-looking statements. Forward-looking statements include, but are not limited to, statements preceded by words such as "planned", "expected", "projected", "estimated", "may", "scheduled", "intends", "anticipates", "believes", "potential", "could", "nominal", "conceptual" and similar expressions. Forward-looking statements, opinions and estimates included in this announcement are based on assumptions and contingencies which are subject to change without notice, as are statements about market and industry trends, which are based on interpretations of current market conditions. Statements regarding plans with respect to the Company's mineral properties may also contain forward looking statements.

Forward-looking statements are provided as a general guide only and should not be relied on as a guarantee of future performance. Forward-looking statements may be affected by a range of variables that could cause actual results to differ from estimated results expressed or implied by such forward-looking statements. These risks and uncertainties include but are not limited to liabilities inherent in exploration and development activities, geological, mining, processing and technical problems, the inability to obtain exploration and mine licenses, permits and other regulatory approvals required in connection with operations, competition for among other things, capital, undeveloped lands and skilled personnel; incorrect assessments of prospectivity and the value of acquisitions; the inability to identify further mineralisation at the Company's tenements, changes in commodity prices and exchange rates; currency and interest rate fluctuations; various events which could disrupt exploration and development activities, operations and/or the transportation of mineral products, including labour stoppages and severe weather conditions; the demand for and availability of transportation services; the ability to secure adequate financing and management's ability to anticipate and manage the foregoing factors and risks and various other risks. There can be no assurance that forward-looking statements will prove to be correct.

Competent Persons Statement

The information in this report that relates to Exploration Results is based on information compiled or reviewed by Mr Peter Langworthy, Principal Consultant OMNI GeoX Pty Ltd and is a current Member of the AUSIMM. Mr Peter Langworthy has sufficient experience, which is relevant to the style of mineralisation and types of deposit under consideration and to the activities undertaken, to qualify as a Competent Person as defined in the 2012 Edition of the "Australasian Code of Reporting of Exploration Results, Mineral Resources and Ore Reserves". Mr Langworthy consents to the inclusion in the report of the matters based on the information in the form and context in which it appears.

Appendix 5B

Mining exploration entity or oil and gas exploration entity quarterly cash flow report

Name of entity

Strata Minerals Limited

ABN

52 631 513 696

Quarter ended ("current quarter")

31 March 2025

Consolidated statement of cash flows		Current quarter \$A'000	Year to date (9 months) \$A'000
1.	Cash flows from operating activities		
1.1	Receipts from customers	-	-
1.2	Payments for		
	(a) exploration & evaluation	(273)	(544)
	(b) development	-	-
	(c) production	-	-
	(d) staff costs	(100)	(301)
	(e) administration and corporate costs	(88)	(284)
1.3	Dividends received (see note 3)	-	-
1.4	Interest received	6	16
1.5	Interest and other costs of finance paid	-	-
1.6	Income taxes paid	-	-
1.7	Government grants and tax incentives	-	-
1.8	Other	-	-
1.9	Net cash from / (used in) operating activities	(455)	(1,113)
2.	Cash flows from investing activities		
2.1	Payments to acquire or for:		
	(a) entities	-	-
	(b) tenements	-	-
	(c) property, plant and equipment	-	-
	(d) exploration & evaluation	-	(90)
	(e) investments	-	-
	(f) other non-current assets	-	-

Consolidated statement of cash flows		Current quarter \$A'000	Year to date (9 months) \$A'000
2.2	Proceeds from the disposal of:		
	(a) entities	-	-
	(b) tenements	-	-
	(c) property, plant and equipment	-	-
	(d) investments	-	-
	(e) other non-current assets	-	-
2.3	Cash flows from loans to other entities	-	-
2.4	Dividends received (see note 3)	-	-
2.5	Other (provide details if material)	-	-
2.6	Net cash from / (used in) investing activities	-	(90)

3.	Cash flows from financing activities		
3.1	Proceeds from issues of equity securities (excluding convertible debt securities)	1,281	3,282
3.2	Proceeds from issue of convertible debt securities	-	-
3.3	Proceeds from exercise of options	-	-
3.4	Transaction costs related to issues of equity securities or convertible debt securities	(77)	(198)
3.5	Proceeds from borrowings	-	-
3.6	Repayment of borrowings	-	-
3.7	Transaction costs related to loans and borrowings	-	-
3.8	Dividends paid	-	-
3.9	Other	-	-
3.10	Net cash from / (used in) financing activities	1,204	3,084

4.	Net increase / (decrease) in cash and cash equivalents for the period		
4.1	Cash and cash equivalents at beginning of period	1,973	841
4.2	Net cash from / (used in) operating activities (item 1.9 above)	(455)	(1,113)
4.3	Net cash from / (used in) investing activities (item 2.6 above)	-	(90)
4.4	Net cash from / (used in) financing activities (item 3.10 above)	1,204	3,084

Mining exploration entity or oil and gas exploration entity quarterly cash flow report

Consolidated statement of cash flows		Current quarter \$A'000	Year to date (9 months) \$A'000
4.5	Effect of movement in exchange rates on cash held	-	-
4.6	Cash and cash equivalents at end of period	2,722	2,722

5.	Reconciliation of cash and cash equivalents at the end of the quarter (as shown in the consolidated statement of cash flows) to the related items in the accounts	Current quarter \$A'000	Previous quarter \$A'000
5.1	Bank balances	2,722	1,973
5.2	Call deposits	-	-
5.3	Bank overdrafts	-	-
5.4	Other (provide details)	-	-
5.5	Cash and cash equivalents at end of quarter (should equal item 4.6 above)	2,722	1,973

6.	Payments to related parties of the entity and their associates	Current quarter \$A'000
6.1	Aggregate amount of payments to related parties and their associates included in item 1 *	102
6.2	Aggregate amount of payments to related parties and their associates included in item 2	-

Note: if any amounts are shown in items 6.1 or 6.2, your quarterly activity report must include a description of, and an explanation for, such payments.

*Payments to Executive and Non-executive Directors.

Mining exploration entity or oil and gas exploration entity quarterly cash flow report

7.	Financing facilities <i>Note: the term "facility" includes all forms of financing arrangements available to the entity. Add notes as necessary for an understanding of the sources of finance available to the entity.</i>	Total facility amount at quarter end \$A'000	Amount drawn at quarter end \$A'000
7.1	Loan facilities	N/A	N/A
7.2	Credit standby arrangements	N/A	N/A
7.3	Other (please specify)	N/A	N/A
7.4	Total financing facilities	-	-
7.5	Unused financing facilities available at quarter end		-
7.6	Include in the box below a description of each facility above, including the lender, interest rate, maturity date and whether it is secured or unsecured. If any additional financing facilities have been entered into or are proposed to be entered into after quarter end, include a note providing details of those facilities as well.		
	N/A		

8.	Estimated cash available for future operating activities	\$A'000
8.1	Net cash from / (used in) operating activities (item 1.9)	(455)
8.2	(Payments for exploration & evaluation classified as investing activities) (item 2.1(d))	-
8.3	Total relevant outgoings (item 8.1 + item 8.2)	(455)
8.4	Cash and cash equivalents at quarter end (item 4.6)	2,722
8.5	Unused finance facilities available at quarter end (item 7.5)	-
8.6	Total available funding (item 8.4 + item 8.5)	2,722
8.7	Estimated quarters of funding available (item 8.6 divided by item 8.3)	5.98
	<i>Note: if the entity has reported positive relevant outgoings (ie a net cash inflow) in item 8.3, answer item 8.7 as "N/A". Otherwise, a figure for the estimated quarters of funding available must be included in item 8.7.</i>	
8.8	If item 8.7 is less than 2 quarters, please provide answers to the following questions:	
8.8.1	Does the entity expect that it will continue to have the current level of net operating cash flows for the time being and, if not, why not?	
	Answer: N/A	
8.8.2	Has the entity taken any steps, or does it propose to take any steps, to raise further cash to fund its operations and, if so, what are those steps and how likely does it believe that they will be successful?	
	Answer: N/A	

8.8.3 Does the entity expect to be able to continue its operations and to meet its business objectives and, if so, on what basis?

Answer: N/A

Note: where item 8.7 is less than 2 quarters, all of questions 8.8.1, 8.8.2 and 8.8.3 above must be answered.

Compliance statement

- 1 This statement has been prepared in accordance with accounting standards and policies which comply with Listing Rule 19.11A.
- 2 This statement gives a true and fair view of the matters disclosed.

15 April 2025

Date:

Board of Directors

Authorised by:
(Name of body or officer authorising release – see note 4)

Notes

1. This quarterly cash flow report and the accompanying activity report provide a basis for informing the market about the entity's activities for the past quarter, how they have been financed and the effect this has had on its cash position. An entity that wishes to disclose additional information over and above the minimum required under the Listing Rules is encouraged to do so.
2. If this quarterly cash flow report has been prepared in accordance with Australian Accounting Standards, the definitions in, and provisions of, *AASB 6: Exploration for and Evaluation of Mineral Resources* and *AASB 107: Statement of Cash Flows* apply to this report. If this quarterly cash flow report has been prepared in accordance with other accounting standards agreed by ASX pursuant to Listing Rule 19.11A, the corresponding equivalent standards apply to this report.
3. Dividends received may be classified either as cash flows from operating activities or cash flows from investing activities, depending on the accounting policy of the entity.
4. If this report has been authorised for release to the market by your board of directors, you can insert here: "By the board". If it has been authorised for release to the market by a committee of your board of directors, you can insert here: "By the [name of board committee – eg Audit and Risk Committee]". If it has been authorised for release to the market by a disclosure committee, you can insert here: "By the Disclosure Committee".
5. If this report has been authorised for release to the market by your board of directors and you wish to hold yourself out as complying with recommendation 4.2 of the ASX Corporate Governance Council's *Corporate Governance Principles and Recommendations*, the board should have received a declaration from its CEO and CFO that, in their opinion, the financial records of the entity have been properly maintained, that this report complies with the appropriate accounting standards and gives a true and fair view of the cash flows of the entity, and that their opinion has been formed on the basis of a sound system of risk management and internal control which is operating effectively.