

ASX RELEASE

ASX Code: OZZ

28 April 2025

MARCH 2025 QUARTERLY ACTIVITIES REPORT

Exploration summary

Project overview – Maguires Reward project

Tenure

The Maguires Reward project is comprised of a single granted prospecting licence (P20/2318) covering an area of 200Ha. Ozz applied for the vacant ground to the East of P20/2318 (Maguires Reward) to be able to further accommodate and requirement for mine infrastructure and add the exploration of Maguires Reward East and Old Prospect to the portfolio. This is accommodated on the prospecting tenement P20/2516 (under application).

The project is located in the Central Murchison area, approximately 50km northwest of the major mining centre of Cue.

Geological Setting

The Maguires Reward project is situated within the Archaean Murchison Province, a granite-greenstone terrane in the northwest of the Yilgarn Craton. A major structural feature through the Maguires Reward project area is a NE-trending regional shear zone and is an extension of the Big Bell Fault, which splays into several discrete faults to the southwest of the project area and represent prospective gold bearing fluid pathways and trap sites for gold mineralisation.

Scoping Study Highlights

Previously OZZ engaged Resolve Mining Solutions (“Resolve”) to complete a Mining Scoping Study for the Old Prospect North and South deposits within the Maguires Reward project area. On 9 April 2024, the Company announced the results of the study which included dilution modelling, open pit optimizations, mine and waste dump design, production scheduling, and cost modelling. The study indicates the potential to mine several pits, three in the North and one in the South, generating a positive operating cash flow.

The largest northern pit measures approximately 200m in diameter and 50m deep, while the southern pit measures 160m in diameter and 45m deep. Both pits and the waste dump can be accommodated on the existing lease, with the southern pit coming within 30m of the lease boundary.

The Mining Inventory indicates significant mineral resources available for extraction, taking into account material and modifying factors. Operating costs for the Scoping Study have been estimated, showing the potential for a positive cash flow at the current gold price of circa \$3,000 /oz.

Further investigations and studies will be conducted to improve accuracy of the estimate, including geotechnical investigations, survey information, waste classification, and refining of operating costs.

The scoping study was based upon the JORC compliant mineral resource estimated for Old Prospect, released to the ASX in November 2021.

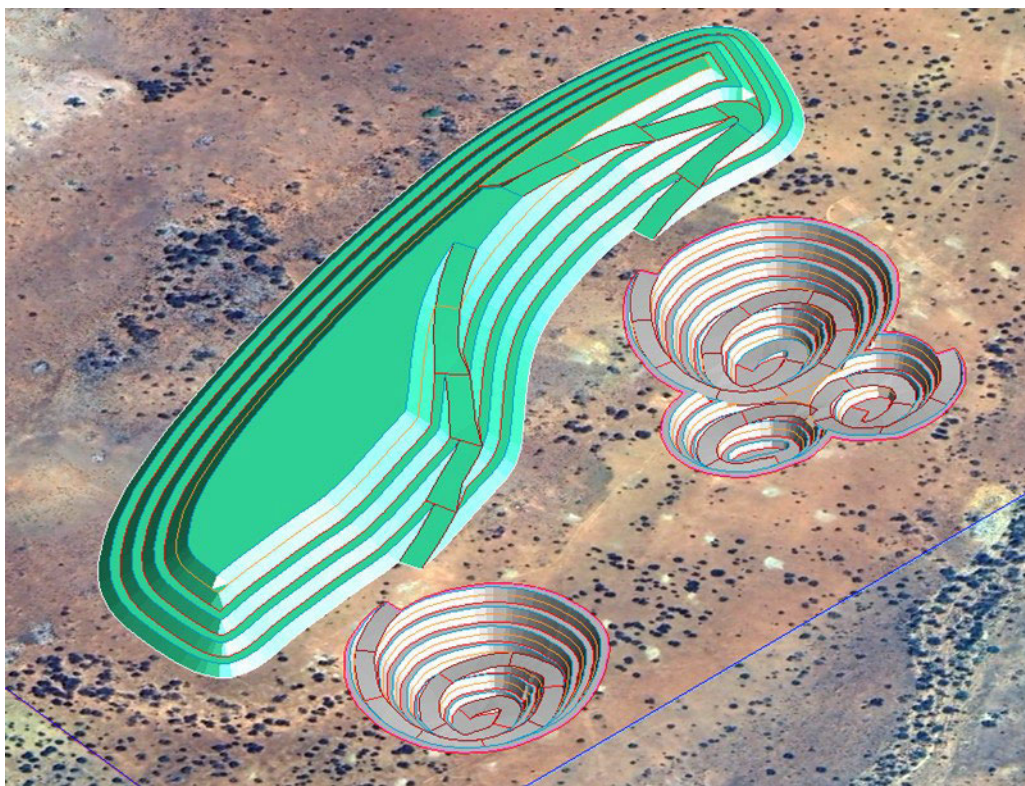


Figure 1 Old Prospect – Scoping Study Layout

The Mineral Resource Estimate for Old Prospect, based on an initial 4,300m RC drilling program, is 312 kt @ 2.15 g/t for 22 koz of contained gold. A partner is being sought to advance the project.

Location	Classification	Tonnes t	Gold Grade g/t	Gold Ounces oz
Old Prospect North	indicated	149,879	1.91	9,214
	inferred	62,637	2.46	4,961
	Total	212,516	2.07	14,175
Old Prospect South	indicated	79,429	2.50	6,385
	inferred	20,234	1.65	1,075
	Total	99,663	2.33	7,459
Total	indicated	229,308	2.12	15,599
	inferred	82,871	2.27	6,036
	Total	312,395	2.15	21,632

Table 1 Old Prospect Mineral Resource Estimate – 0.9 g/t cut-off

During the quarter, a soil sampling program was conducted at the Maguires Reward Project (P20/2318). A total of 100 soil samples were collected on a systematic grid spacing of 200m x 100m across the tenement. Samples were taken from the -2mm soil fraction and stored in labelled, breathable kraft paper sample bags to preserve geochemical integrity. All samples are in the process of being submitted to a commercial laboratory for multi-element geochemical analysis, with assay results currently pending. This program aims to define geochemical anomalies that may support further drill targeting over structurally prospective corridors identified during previous mapping and scoping study activities.



Project overview – Leonora projects: Mt Davis and Pinnacle Well

Tenure

Mt Davis

The Mt Davis project comprises of two granted contiguous prospecting licence applications P37/9552 and P37/9553. The total area covered by the tenure is 349Ha and the project is located approximately 20km north of Leonora adjacent to the Goldfields Highway.

Previous Exploration

A surface sampling and litho-geochemistry review was conducted by Kinematex Pty Ltd over the Mt Davis project. The soil sampling campaign completed at Mt Davis focused on interpreted mineralising structures has displayed targets for follow-up ground investigations and drilling permits. The results of the surface sampling and litho-geochemistry review were announced on 16 July 2024.

Gold anomalism is very subtle possibly due to detection limits, although gridding has produced a large anomalous 800m x 800m corridor in the centre of the array and a small anomaly in the central north of the array. Notable anomalies therein straddle the Mt George shear and the contact between Archean greenstones to the west and siliclastic rocks to the east.

No substantial on ground exploration was undertaken on the project during the quarter.

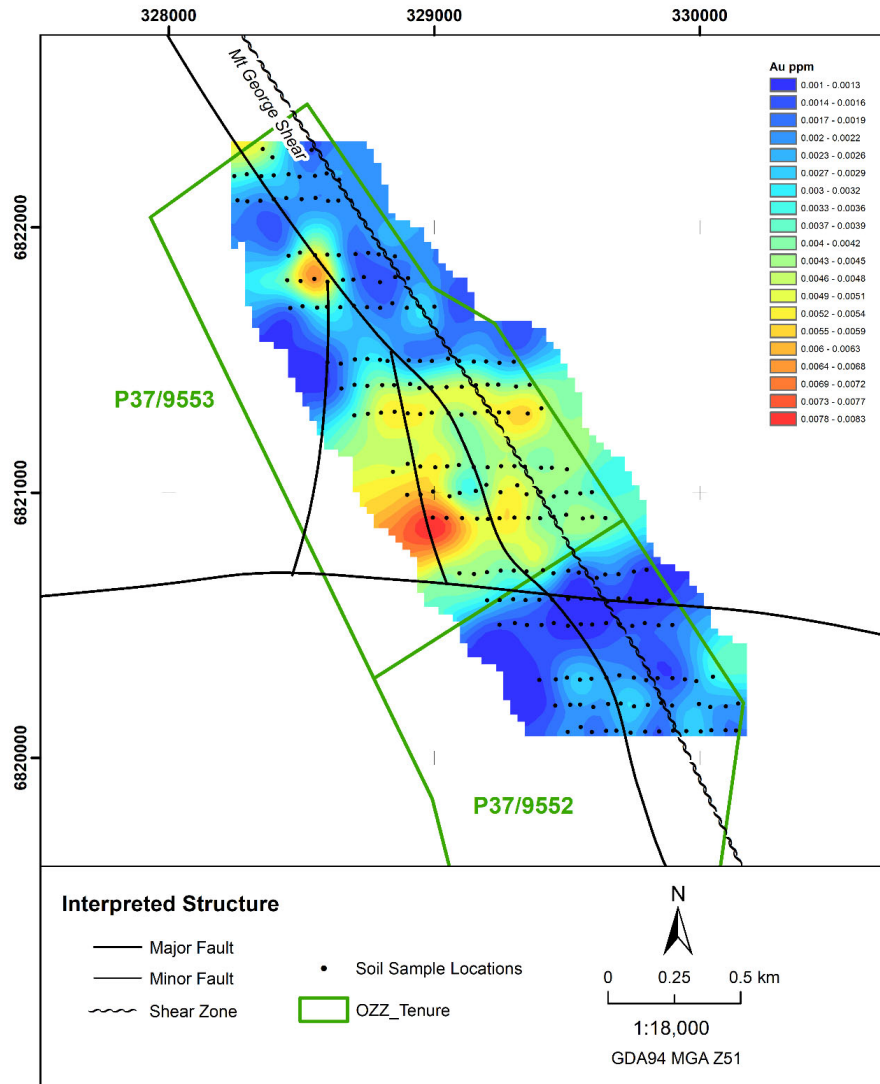


Figure 1. Mt Davis soil sampling locations and gridded gold results from commercial analysis.



Project overview – Leonora projects

Tenure

The Pepper Tree (previously named Pinnacle Well) project is now comprised of 2 exploration licenses (E37/1287 and E37/1355) following Exploration License E37/1246 being relinquished during the period. The project is approximately 10km east of Mt Davis, about 25km north of Leonora and adjacent to the Great Northern Highway, (see Figure 3).

No substantial on ground exploration was undertaken on the project during the quarter. Several blocks were voluntarily surrendered during the quarter.

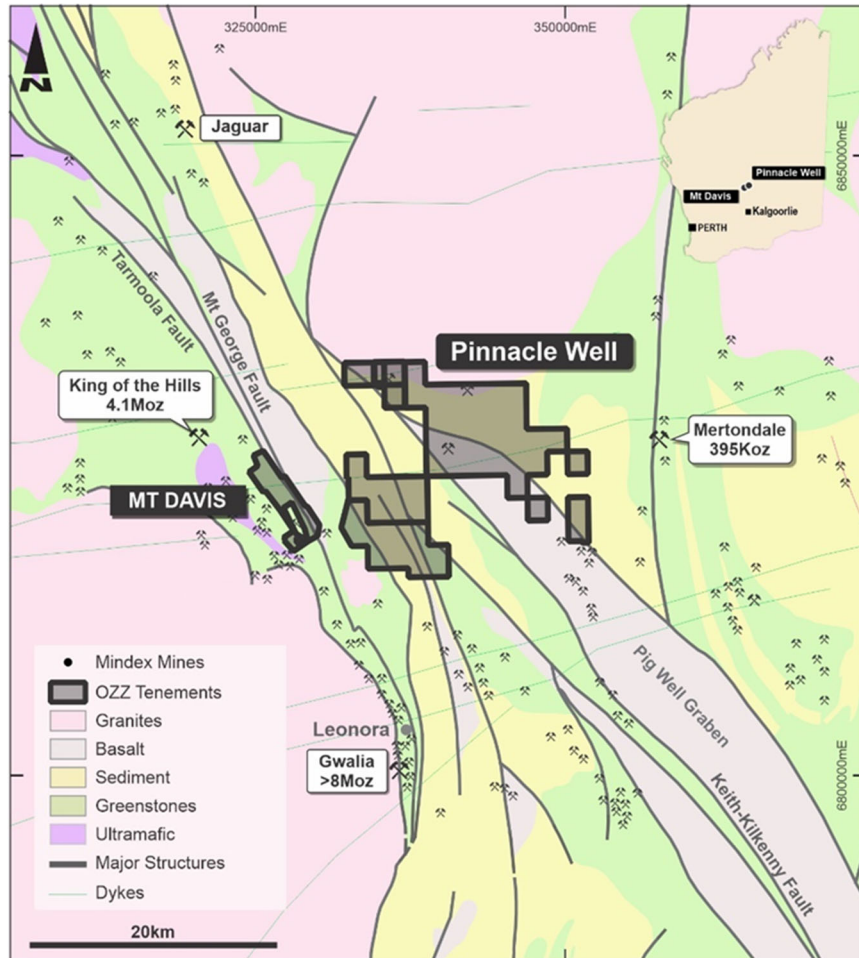


Figure 3 Pinnacle Well/Pepper Tree Tenure and Geology Plan (note image still includes non-current tenure as detailed)

Geological Setting

The Leonora project lies adjacent to the highly prospective Kalgoorlie-Kurnalpi terrane boundary in the Eastern Goldfields Superterrane of the Yilgarn Craton. Regional shearing and splays associated with the craton scale Keith -Kilkenny Fault are known to be the focus of major mineralisation in the district. Two significant (+4M oz) gold deposits situated respectively 5km to the north-west (King of the Hills) and 25km to the south (Sons of Gwalia) which are within the regional structures that pass through the Leonora project tenements.



Previous Exploration

The surface sampling and litho-geochemistry review, announced 16 July 2024, showed a subtle gold anomaly in the Southeast of the soil survey array supported by elevated arsenic pathfinder litho-geochemistry. In addition, there was Identification of subtle anomalies of Cs, Li, Rb, Be, Hf, Ba, and Sn in the Northwest and Southeast of the soil sample array and polymetallic anomalies in the Southeast corner of the array with notable Cu & Mo.

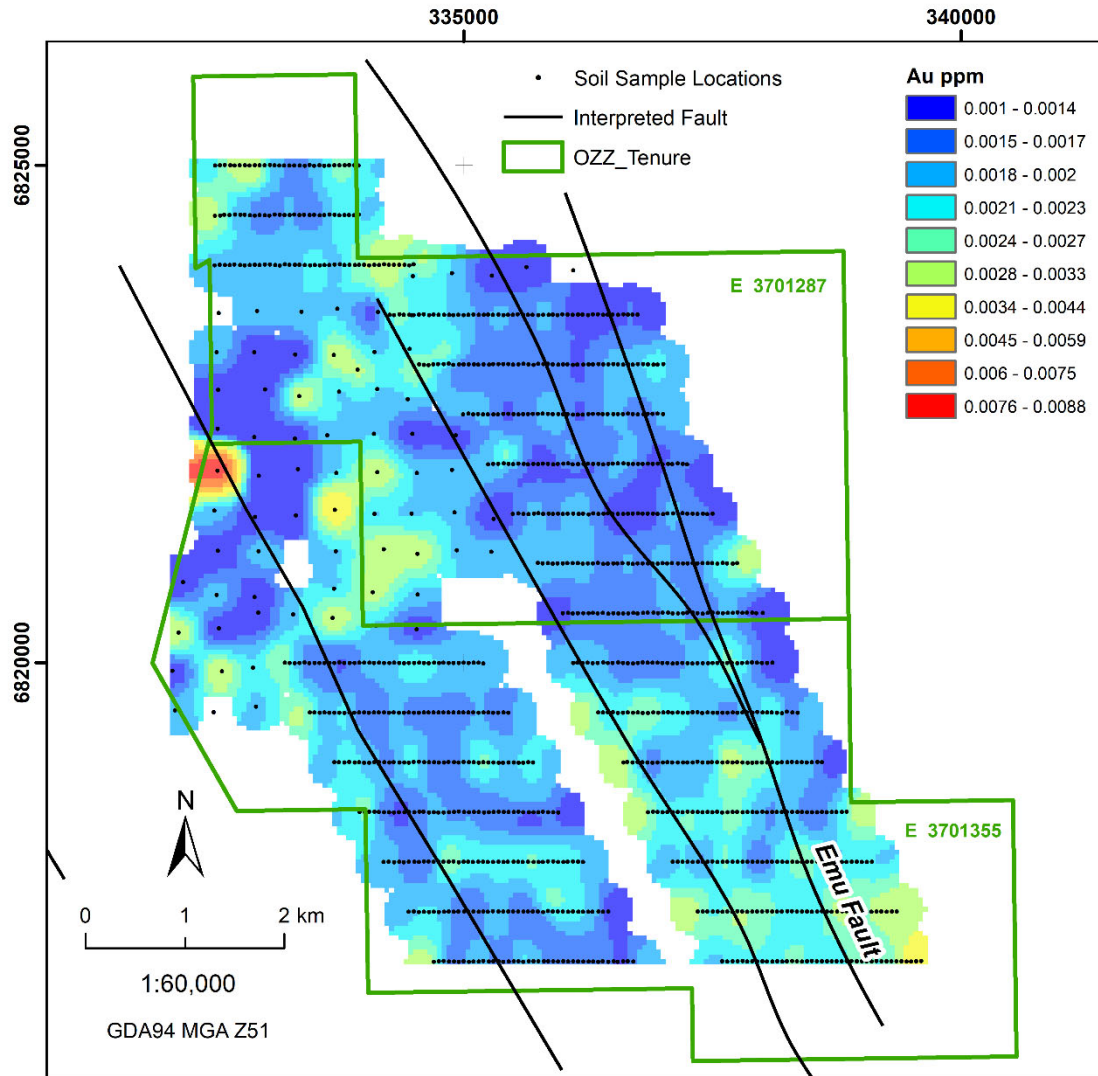


Figure 2. Peppertree soil sampling locations and gridded gold results from commercial analysis showing most recent results with historical results.

Project overview – Rabbit Bore project

Tenure

The Rabbit Bore project is comprised of a single exploration licence (E51/1671) covering an area of 2,390Ha. The project is located in the Central Murchison area approximately 55km north of the major mining centre at Cue. Discussions are being sought to resolve the agreement which is now out of date.

Geological Setting

The Rabbit Bore project lies at the northern end of the Mt Weld greenstone belt. The tenement contains a NE shear zone that is interpreted as an extension of the Big Bell Fault, that splays into several discrete structures south of the project area. This structure contains gold prospects at many locations along its entire length.

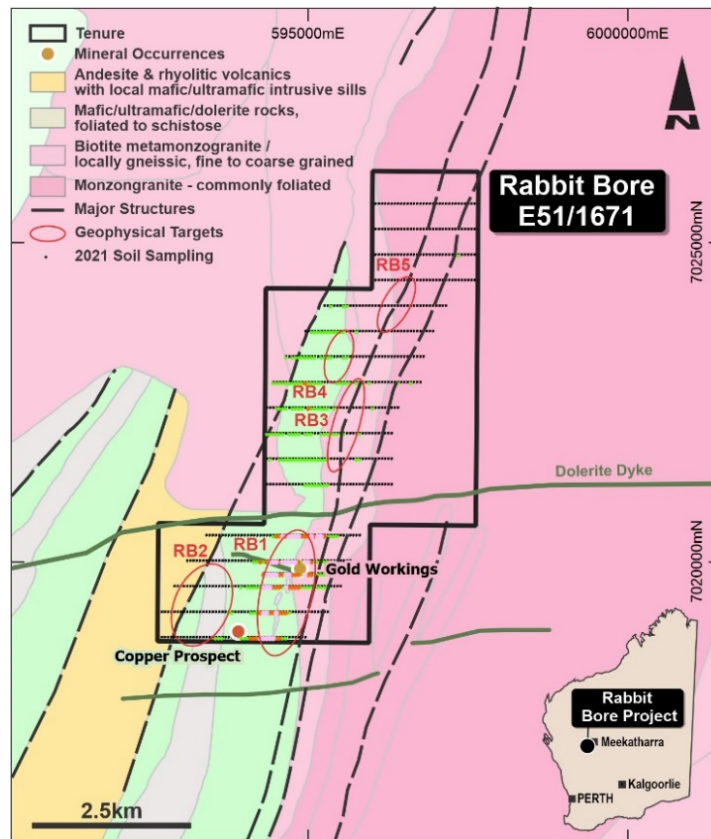


Figure 5: Tenure, Geology and Soil sampling coverage

Potential exists for both gold and base metal mineralisation at Rabbit Bore.

Exploration

No substantial on ground exploration was undertaken on the project during the quarter.

Project overview – Peterwangy project

Tenure

During the quarter, OZZ acquired Exploration Licence E70/5114 from Provident Mining Pty Ltd for a total consideration of \$10,000. The Peterwangy Project now comprises two granted exploration licences, E70/5114 and E70/5691, covering a combined area of 13 blocks (approximately 4,440 hectares) in the Mid-West region of Western Australia.

Following the acquisition, both tenements are now wholly owned by OZZ Resources.

Exploration

No substantial on-ground exploration was undertaken on the project during the quarter.

Project overview – Vickers Well project

Tenure

The Vickers Well Project covers two exploration tenement applications, E38/3732 and E38/3733, covering a total area of 251km². The Project is located north-east of Leonora and east of Leinster. Access is via major regional secondary roads and station tracks. The project is conveniently located in relation to our Leonora project and exploration camp.

The area is interpreted as being underlain by Archaean granitoids, although the localised geology is poorly defined in the area. Quaternary colluvial and alluvial cover is extensive over the leases.

Previous exploration was largely completed in the 1980s as part of regional campaigns targeting gold and base metal potential. Only limited data is accessible from this period.



Previous Exploration

The surface sampling and litho-geochemistry review, announced 16 July 2024, showed a strong correlation of Ce anomalies with Monazite supportive of Allanite, Titanite, and gold-bearing quartz-sulphide veins in the Southeast of the array. In addition, subtle rock chip anomalies in the Northwest and East of sample array, correlating with structural features and suggesting potential Rare Earth Element (“REE”) mineralisation.

No substantial on ground exploration was undertaken on the project during the quarter.

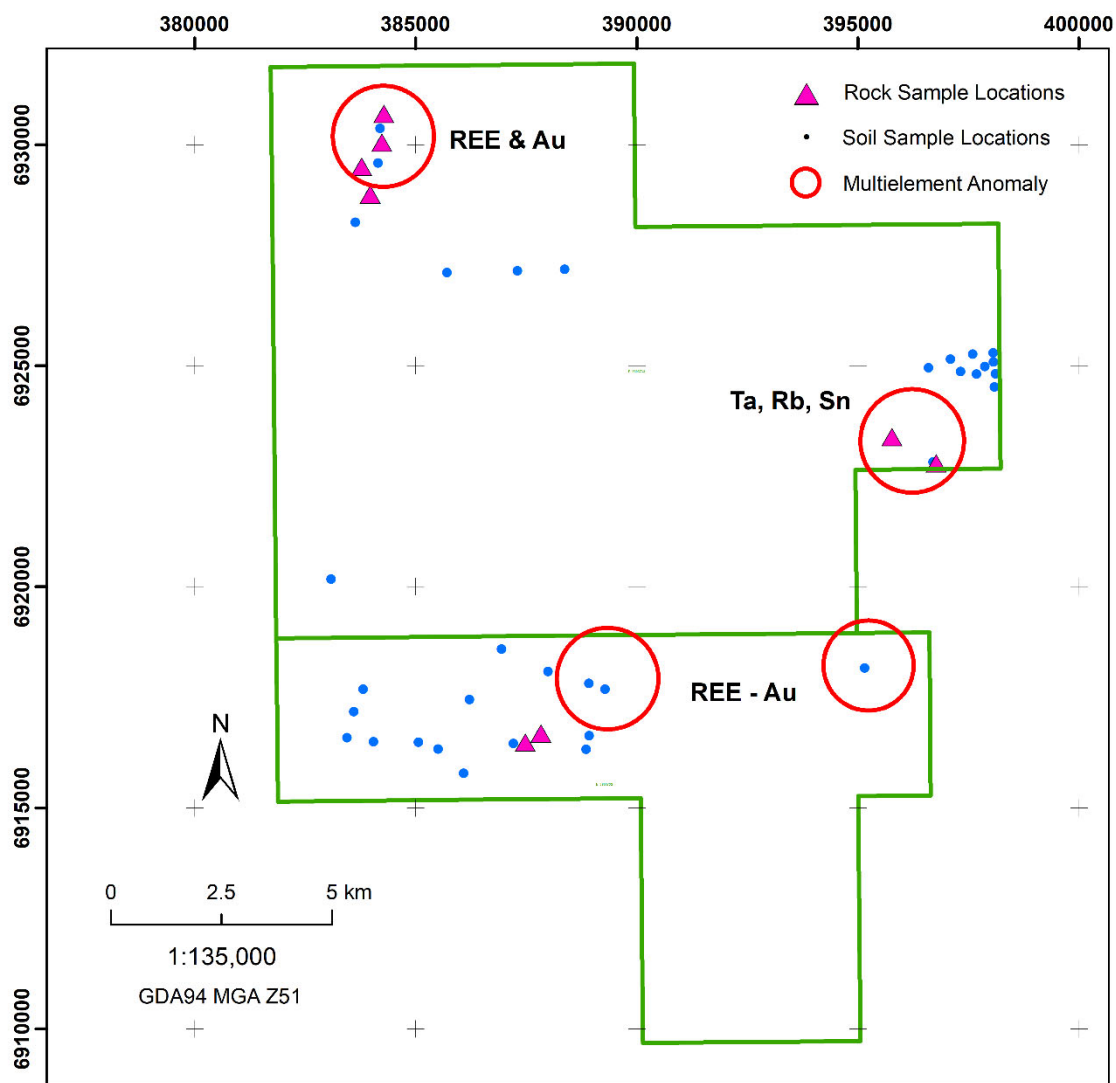


Figure 3. Vickers, rock chip and soil analysis points displaying multielement anomalies for follow up exploration.

CORPORATE

The Company remains in voluntary suspension of the Company’s ordinary securities listed on the Australian Securities Exchange in accordance with ASX Listing Rule 17.2 pending an announcement to the market of a proposed transaction under Listing Rule 11.1.

On 18 March 2025, the Company announced the expiry of 1,750,000 options.



Appendix 5B Cashflow commentary

In payments to related parties of the entity and their associates (refer to 6.1), the \$5,000 payment refers to the payment of registered office rent (\$5,000).

The net cash outflow from operating activities for the quarter was \$21,000. \$46,000 in exploration payments represented mainly by tenement management and rates. Corporate and administration costs were a net refund of \$10,000 due to an ATO BAS refund offsetting other corporate expenses. The Company also received a reimbursement of expenditure relating to the proposed transaction.

Cash and cash equivalents as at 31 March 2025 was \$173,000.

This ASX announcement has been authorised for release by the Board of OZZ Resources Limited.

ENDS

For more information please contact:

Investors:

David Wheeler
Non-Executive Chair
OZZ Resources Ltd
Phone: +61 419 342 152



Competent Person's Statement

The Australasian Code for Reporting of Exploration Results, Mineral Resources and Ore Reserves (the 'JORC Code') sets out minimum standards, recommendations and guidelines for Public Reporting in Australasia of Exploration Results, Mineral Resources and Ore Reserves. The information contained in this announcement has been presented in accordance with the JORC Code.

Information in this announcement relating to new Exploration results is based on information compiled by Mr Clint Moxham (a director of OZZ Resources Limited), who is a member of the AusJMM. Mr Clint Moxham has sufficient experience which is relevant to the style of mineralization and type of deposit under consideration and to the activity which he is undertaking to qualify as a Competent Person under the 2012 Edition of the Australasian Code for reporting of Exploration Results, Mineral Resources and Ore Reserves. Mr Moxham consents to the inclusion of the data in the form and context in which it appears.

COMPETENT PERSONS STATEMENT- Mining Studies

The information in the report relating to mining design, scheduling and cost estimation is based on and fairly reflects information reviewed by Mr Andrew Hutson (consultant to OZZ Resources Limited). Mr Hutson is a Fellow of the Australian Institute of Mining and Metallurgy. Mr Hutson is a qualified Mining Engineer and has sufficient experience which is relevant to the mining studies and cost estimation undertaken to qualify as Competent Persons as defined in the 2012 Edition of the "Australasian Code for Reporting Exploration Results, Mineral Resources and Ore Reserves". Mr Hutson consents to the inclusion in the ASX release of the matters based on their information in the form and context in which it appears.

The information in this announcement that relates to previously reported exploration results is extracted from either OZZ Resources Prospectus, lodged with ASIC on May 7, 2021 and the First and Second Supplementary Prospectus' lodged on May 25 and June 15 respectfully and available on OZZ's website www.ozzresources.com.au. The Company confirms that it is not aware of any new information or data that materially affects the information with regard to reporting of previously reported exploration results, or historical estimates contained in the Prospectus and the form and context of the release have not materially changed. The Company confirms that the form and context in which the Competent Person's findings are presented have not been materially modified from the original public release.

This announcement refers to exploration results which have been previously released to the ASX in prior OZZ announcements. A list of those announcements is set out below and available on OZZ's website www.ozzresources.com.au. The company confirms that it is not aware of any new information or data that materially affects the information previously reported.

- 19 July 2021, "Maiden Drill Program Underway at Maguires"
- 18 August 2021, "Aeromagnetic Survey Identifies Multiple Prospective Copper Gold and Nickel Targets"
- 6 October 2021, "Excellent Results from Maiden Drill Program at Maguires"
- 19 November 2021, "Maiden Gold Resource at Maguires sets Strong Foundation for Growth in Tier-1 Mining District"
- 25 November 2021, "Highly Prospective Leonora Project Acquired"
- 13 January 2022, "Ozz Increases Leonora Tenement Holding"
- 14 February 2022, "Outstanding New Copper Gold and Nickel Targets to be fast-tracked for Drilling at Rabbit Bore"
- 4 March 2022, "Ozz Acquires High-Grade Leonora Goldfield"
- 11 April 2022, "Ozz Acquires Highly Prospective WA Rare Earths Project"
- 21 April 2022, "High Impact Drill Program to Commence in May"
- 27 April 2022, "Soil geochemistry results provide encouragement at Peterwangy and Pinnacle Well"
- 16 May 2022, "Drilling Commences at Rabbit Bore"
- 4 August 2022, "Geochemical sampling identifies 4 new drill targets"
- 9 April 2024, "Ozz Completes Maguires Reward Mining Scoping Study"
- 16 July 2024 "Surface Sampling and Litho-Geochemistry Results"



Forward-Looking Statements

This announcement might contain forward-looking statements with known and unknown risks and uncertainties. Factors outside of Ozz's control, may cause the actual results, performance and achievements of Ozz to differ materially from those expressed or implied in this presentation. To the maximum extent permitted by law, Ozz does not warrant the accuracy, currency or completeness of the information in this announcement, nor the future performance of Ozz, and will not be responsible for any loss or damage arising from the use of the information. The information contained in this presentation is not a substitute for detailed investigation or analysis of any particular issue. Current and potential investors and shareholders should seek independent advice before making any investment decision in regard to Ozz or its activities.

Mining Tenements as at 31 March 2025 (All tenements are within Western Australia)

Project	Tenement	Status	Date Granted	Area (Ha)	Interest	Change during Quarter
Maguires	P20/2318	Granted	29/03/2018	200	100%	
	P20/2516	Pending	Pending	117	100%	
Rabbit Bore Mt Davis	E51/1671	Granted	7/04/2016	2390	80%	
	P37/9552	Granted	18/03/2022	169	earning 80%	
	P37/9553	Granted	18/03/2022	181	earning 80%	
Peterwangy	E70/5114	Granted	14/12/2018	2390	100%	
	E70/5691	Granted	24/02/2021	2050	100%	
Pepper Tree	E37/1287	Granted	6/04/2017	2391	100%	
	E37/1355	Granted	6/02/2019	3885	100%	
Vickers Well	E38/3732	Granted	20/12/2022	8181	100%	
	E38/3733	Granted	20/12/2022	16968	100%	

Appendix 5B

Mining exploration entity or oil and gas exploration entity quarterly cash flow report

Name of entity

OZZ RESOURCES LIMITED (ASX: OZZ)

ABN

98 643 844 544

Quarter ended (Current quarter)

31 March 2025

Consolidated statement of cash flows

	Current quarter \$A'000	Year to date (9 Months) \$A'000
1. Cash flows from operating activities		
1.1 Receipts from customers	-	-
1.2 Payments for:	-	-
(a) exploration and evaluation (if expensed)	(46)	(84)
(b) development	-	-
(c) production	-	-
(d) staff costs	-	(121)
(e) administration and corporate costs	10	(351)
1.3 Dividends received (see note 3) y	-	-
1.4 Interest received	-	2
1.5 Interest and other costs of finance paid	-	-
1.6 Income taxes paid	-	-
1.7 Government grants and tax incentives	-	-
1.8 Other: (provide details if material) :	15	15
1.9 Net cash from / (used in) operating activities	(21)	(539)
2. Cash flows from investing activities		
2.1 Payments to acquire:		
(a) entities	-	-
(b) tenements	-	-
(c) property, plant and equipment	-	-
(d) exploration & evaluation (if capitalised)	-	-
(e) investments	-	-
(f) other non-current assets	-	-
2.2 Proceeds from disposal of:		
(a) entities	-	-
(b) tenements	-	-
(c) property, plant and equipment	-	-
(d) investments	-	-
(e) other non-current assets	-	-
2.3 Cash flows from loans to other entities	-	-
2.4 Dividends received (see note 3)	-	-
2.5 Other (provide details if material)	-	-
2.6 Net cash from / (used in) investing activities	-	-

Consolidated statement of cash flows		Current quarter \$A'000	Year to date (3 Months) \$A'000
3. Cash flows from financing activities			
3.1	Proceeds from issues of equity securities (excluding convertible debt securities)	-	-
3.2	Proceeds from issue of convertible debt securities	-	-
3.3	Proceeds from exercise of options	-	-
3.4	Transaction costs related to issues of equity securities or convertible debt securities	-	-
3.5	Proceeds from borrowings	-	-
3.6	Repayment of borrowings	-	(12)
3.7	Transaction costs related to loans and borrowings	-	-
3.8	Dividends paid	-	-
3.9	Other (provide details if material)	-	-
3.10	Net cash from / (used in) financing activities	-	(12)
4. Net increase / (decrease) in cash and cash equivalents for the period			
4.1	Cash and cash equivalents at beginning of period	194	724
4.2	Net cash from / (used in) operating activities (item 1.9 above)	(21)	(539)
4.3	Net cash from / (used in) investing activities (item 2.6 above)	-	-
4.4	Net cash from / (used in) financing activities (item 3.10 above)	-	(12)
4.5	Effect of movement in exchange rates on cash held	-	-
4.6	Cash and cash equivalents at end of period	173	173
5. Reconciliation of cash and cash equivalents at the end of the quarter (as shown in the consolidated statement of cash flows) to the related items in the accounts		Current quarter \$A'000	Previous quarter \$A'000
5.1	Bank balances	173	194
5.2	Call deposits	-	-
5.3	Bank overdrafts	-	-
5.4	Other (provide details)	-	-
5.5	Cash and cash equivalents at end of quarter (should equal item 4.6 above)	173	194
6. Payments to related parties of the entity and their associates		Current quarter \$A'000	
6.1	Aggregate amount of payments to related parties and their associates included in item 1	5	
6.2	Aggregate amount of payments to related parties and their associates included in item 2	-	
Note: if any amounts are shown in items 6.1 and 6.2 your quarterly activity report must include a description of, and an explanation for, such payments			
Registered office rent \$5,000			

7. Financing facilities	Total facility amount at quarter end \$A'000	Amount drawn at quarter end \$A'000
Note: the term "facility" includes all forms of financing arrangements available to the entity. Add notes as necessary for an understanding of the sources of finance available to the entity.		
7.1 Loan facilities	-	-
7.2 Credit standby arrangements	-	-
7.3 Other (please specify):	-	-
7.4 Total financing facilities	-	-

7.5 **Unused financing facilities available at quarter end** -

7.6 Include in the box below a description of each facility above, including the lender, interest rate, maturity date and whether it is secured or unsecured. If any additional financing facilities have been entered into or are proposed to be entered into after quarter end, include a note providing details of those facilities as well.

8. Estimated cash available for future operating activities

	\$A'000
8.1 Net cash from / (used in) operating activities (Item 1.9)	(21)
8.2 Capitalised exploration & evaluation (Item 2.1(d))	-
8.3 Total relevant outgoings (Item 8.1 + Item 8.2)	(21)
8.4 Cash and cash equivalents at quarter end (Item 4.6)	173
8.5 Unused finance facilities available at quarter end (Item 7.5)	-
8.6 Total available funding (Item 8.4 + Item 8.5)	173
8.7 Estimated quarters of funding available (Item 8.6 divided by Item 8.3)	8

Note: if the entity has reported positive relevant outgoings (ie a net cash inflow) in item 8.3, answer item 8.7 as "N/A". Otherwise, a figure for the estimated quarters of funding available must be included in item 8.7.

8.8 If Item 8.7 is less than 2 quarters, please provide answers to the following questions:

1. *Does the entity expect that it will continue to have the current level of net operating cash flows for the time being and, if not, why not?*

Answer:

N/A

2. *Has the entity taken any steps, or does it propose to take any steps, to raise further cash to fund its operations and, if so, what are those steps and how likely does it believe that they will be successful?*

Answer:

N/A

3. *Does the entity expect to be able to continue its operations and to meet its business objectives and, if so, on what basis?*

Answer:

N/A

Compliance statement

- 1 This statement has been prepared in accordance with accounting standards and policies which comply with Listing Rule 19.11A.
- 2 This statement gives a true and fair view of the matters disclosed.

Date: Monday, 28 April 2025

Authorised by: By the Board
(Name of body or officer authorising release – see note 4)

Notes

1. This quarterly cash flow report and the accompanying activity report provide a basis for informing the market about the entity's activities for the past quarter, how they have been financed and the effect this has had on its cash position. An entity that wishes to disclose additional information over and above the minimum required under the Listing Rules is encouraged to do so.
2. If this quarterly cash flow report has been prepared in accordance with Australian Accounting Standards, the definitions in, and provisions of, *AASB 6: Exploration for and Evaluation of Mineral Resources* and *AASB 107: Statement of Cash Flows* apply to this report. If this quarterly cash flow report has been prepared in accordance with other accounting standards agreed by ASX pursuant to Listing Rule 19.11A, the corresponding equivalent standards apply to this report.
3. Dividends received may be classified either as cash flows from operating activities or cash flows from investing activities, depending on the accounting policy of the entity.
4. If this report has been authorised for release to the market by your board of directors, you can insert here: "By the board". If it has been authorised for release to the market by a committee of your board of directors, you can insert here: "By the [name of board committee – e.g. Audit and Risk Committee]". If it has been authorised for release to the market by a disclosure committee, you can insert here: "By the Disclosure Committee".
5. If this report has been authorised for release to the market by your board of directors and you wish to hold yourself out as complying with recommendation 4.2 of the ASX Corporate Governance Council's *Corporate Governance Principles and Recommendations*, the board should have received a declaration from its CEO and CFO that, in their opinion, the financial records of the entity have been properly maintained, that this report complies with the appropriate accounting standards and gives a true and fair view of the cash flows of the entity, and that their opinion has been formed on the basis of a sound system of risk management and internal control which is operating effectively.