

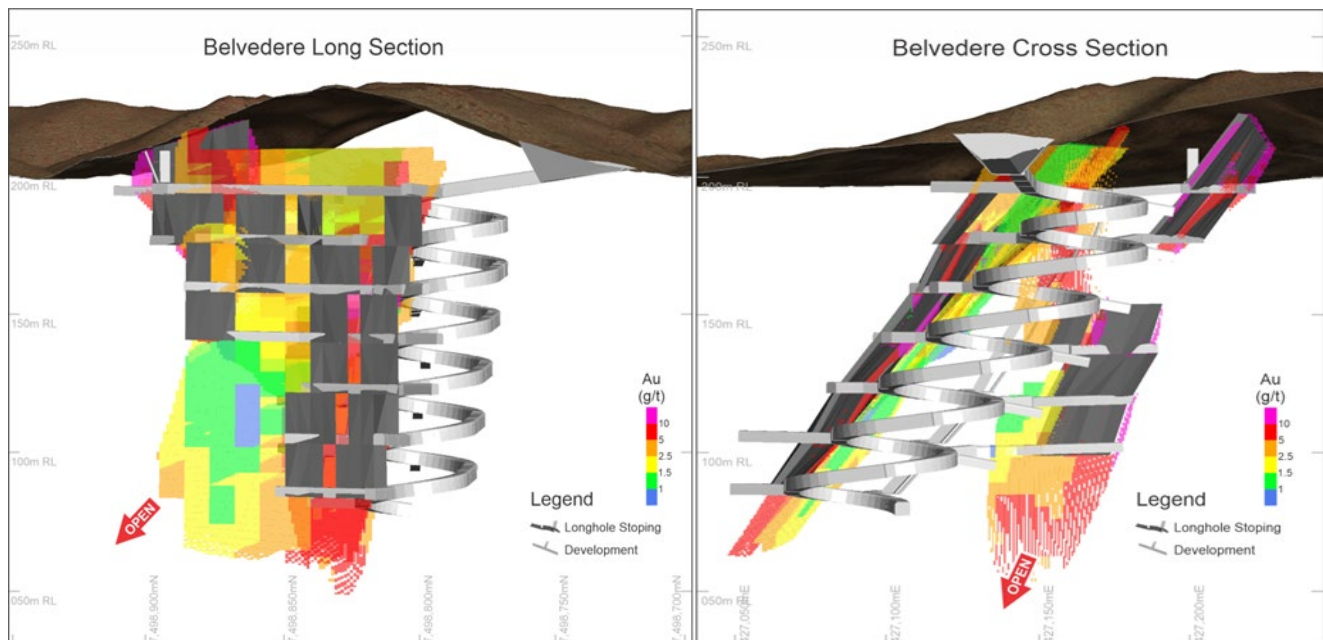


## Belvedere Accelerating - Paulsens

Black Cat Syndicate Limited (“**Black Cat**” or “**the Company**”) is pleased to provide an update on developments at the Belvedere deposit, part of the 100% owned Paulsens Gold Operation (“**Paulsens**”).

### HIGHLIGHTS

- **Belvedere is a high-grade deposit** located ~5km east of Paulsens. **The current Resource (30koz @ 6.6g/t Au) remains open at depth** and has potential to extend along the >2.5km mineralised strike length of the Belvedere Trend<sup>1</sup>.
- The Belvedere underground mine was part of the Paulsens Restart Study<sup>2</sup> (“**Study**”) with **an initial production target of 122kt @ 5.1g/t for 20koz**. In the Study, the Paulsens processing facility was operating at 80% of capacity and mining was optimised to commence Belvedere in year 3.
- As part of the More Gold, Sooner strategy, **Belvedere has been accelerated and mining approvals submitted** and are expected within ~6 months.
- Soon after mining begins, **underground drilling platforms** will be developed targeting **growth of Belvedere’s Resources/Ore Reserves**.



**Figure 1:** Initial Belvedere mine design constrained by lack of underground and along strike drilling.

Black Cat’s Managing Director, Gareth Solly, said: “As the Company continues to ramp up mining at both Paulsens and Kal East, we continually look at many organic opportunities.

Accordingly, accelerating Belvedere will feed available capacity at Paulsens to produce More Gold, Sooner. Like Paulsens, Belvedere has strong Resource growth potential and commencing mining will also provide more drilling opportunities.”

<sup>1</sup> BC8 ASX Announcement 23 Nov 2023

<sup>2</sup> BC8 ASX Announcement 8 May 2024



### BELVEDERE

The initial Belvedere mine schedule includes ~2,440m of jumbo development for 122kt @ 5.1g/t for 20koz.

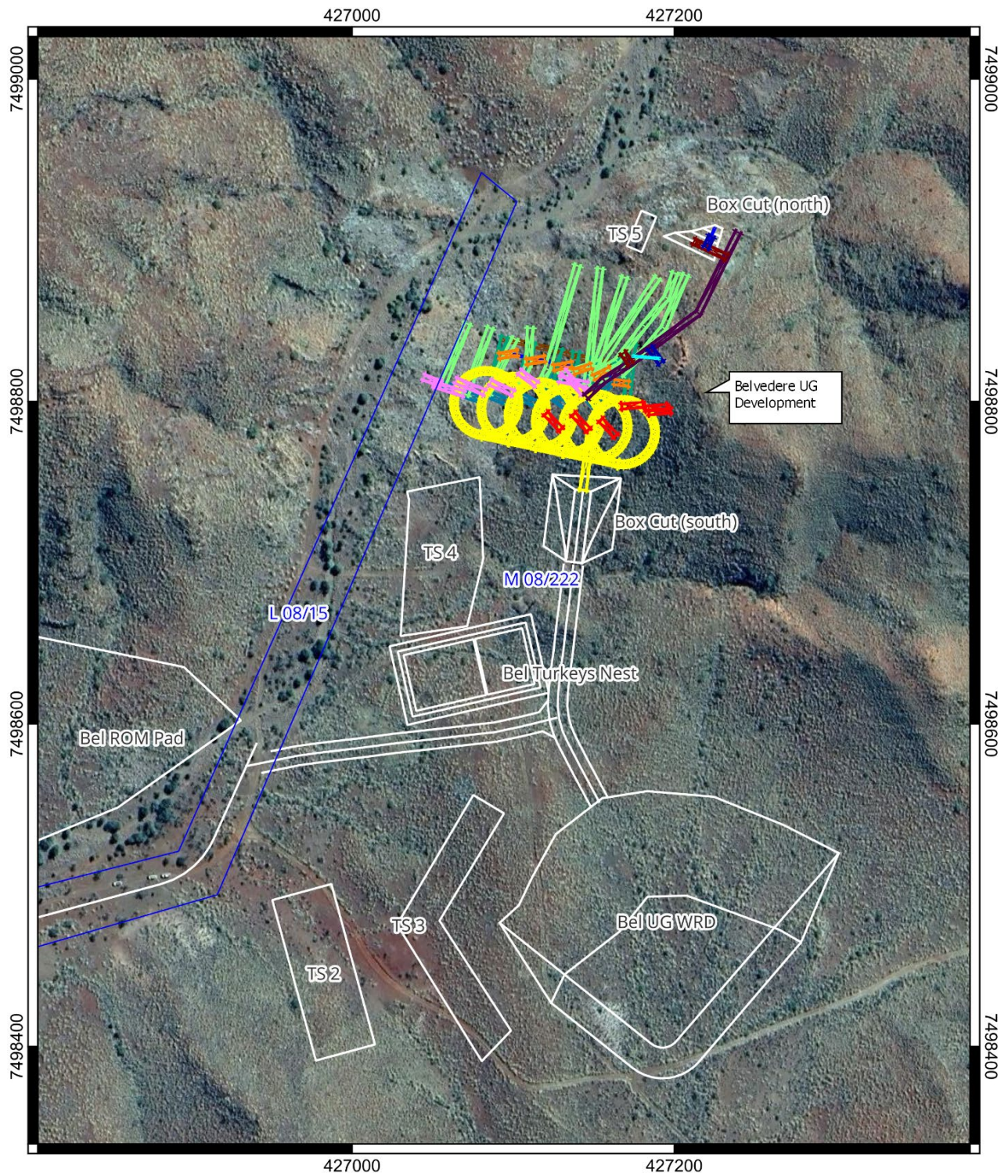


Figure 2: Plan view of the planned Belvedere mine surface layout

### PLANNED ACTIVITIES

As at the date of this announcement, the proposed activities and timing for the Company over the coming months includes:

Ongoing	Paulsens underground drilling
Ongoing	Paulsens regional exploration
Apr – Jul 2025	Surface drilling at Kal East (Fingals)
Jul – Sep 2025	Paulsens West Seismic target surface drilling (EIS Co-funded)
Aug – Oct 2025	Mt Clement Eastern Zone antimony diamond drilling (EIS Co-funded)
Aug – Sept 2025	Ashburton MT survey (Co-funded Geophysics Programme supported)

For further information, please contact:

Gareth Solly  
Managing Director  
+61 458 007 713  
[admin@bc8.com.au](mailto:admin@bc8.com.au)

This announcement has been approved for release by the Board of Black Cat Syndicate Limited.

### COMPETENT PERSON'S STATEMENT

The Company confirms that it is not aware of any new information or data that materially affects the information in the original reports, and that the form and context in which the Competent Person's findings are presented have not been materially modified from the original reports.

Where the Company refers to the exploration results, Mineral Resources, and Reserves in this report (referencing previous releases made to the ASX), it confirms that it is not aware of any new information or data that materially affects the information included in that announcement and all material assumptions and technical parameters underpinning the Mineral Resource and Reserve estimates with that announcement continue to apply and have not materially changed.

The Company confirms that all material assumptions underpinning the production targets, or the forecast information derived from the production targets, included in the original ASX announcements dated, 8 May 2024, 9 May 2024 and 15 May 2024 continue to apply and have not materially changed.



### ABOUT BLACK CAT SYNDICATE (ASX: BC8)

Black Cat is a gold producer with operating mines and processing facilities at two of its three 100% owned operations. Gold production occurs at:

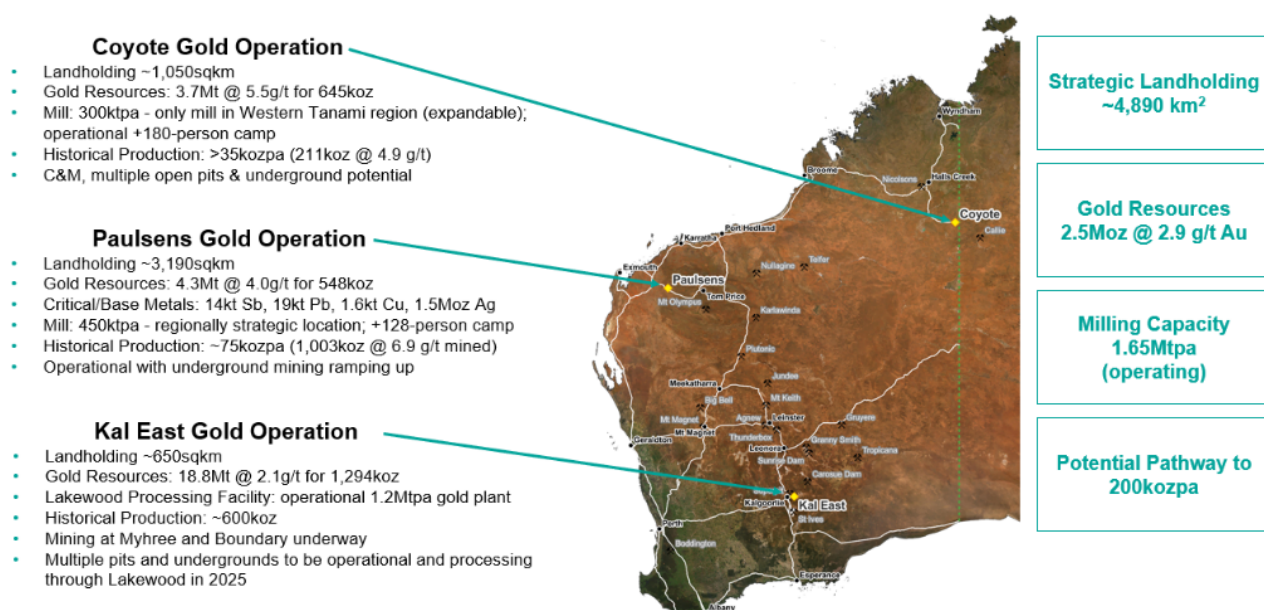
**Kal East:** comprising ~650km<sup>2</sup> of highly prospective ground to the east of the world class mining centre of Kalgoorlie, WA. Kal East contains a Resource of 18.8Mt @ 2.1g/t Au for 1,294koz, including a preliminary JORC 2012 Reserve of 3.7Mt @ 2.0 g/t Au for 243koz. A turn-key funding, development & processing arrangement to mine and mill the Myhree and Boundary open pit deposits is underway<sup>3</sup>. Black Cat 100% owns and operates the 1.2Mtpa Lakewood gold processing facility, located ~6km east of Kalgoorlie.

**Paulsens:** comprising ~3,200km<sup>2</sup> of tenure located ~180km west of Paraburdoo in WA. Paulsens is an operational underground mine, with a 450ktpa processing facility, 128-person camp and other related infrastructure. Gold production restarted in December 2024 and will move to full production during 2025. Paulsens has a regional Resource of 4.3Mt @ 4.0g/t Au for 548koz and significant exploration and growth potential.

The Company has significant regional exploration potential at both Paulsens and Kal East. In addition, the Company has two major organic growth projects at:

**Coyote:** comprising 1,050km<sup>2</sup> prospective tenements located in Northern Australia, ~20km on the WA side of the WA/NT border, on the Tanami Highway. Coyote has substantial infrastructure including an airstrip, underground mine, 300ktpa processing facility, +180-person camp and other related infrastructure. The operation has a Resource of 3.7Mt @ 5.5g/t Au for 645koz with numerous high-grade targets in the surrounding area. Operations are planned to restart in the future.

**Mt Clement:** is located 30 km from the Paulsens Gold Operation and is currently the 4<sup>th</sup> largest antimony deposit in Australia. Significant upside potential for growth of the antimony Resource exists with the Company actively exploring the region.



<sup>3</sup> BC8 ASX Announcement 20/05/2024

## APPENDIX A - JORC 2012 GOLD RESOURCE TABLE - BLACK CAT (100% OWNED)

Mining Centre		Measured Resource			Indicated Resource			Inferred Resource			Total Resource		
		Tonnes ('000)	Grade (g/t Au)	Metal ('000 oz)	Tonnes ('000)	Grade (g/t Au)	Metal ('000 oz)	Tonnes ('000)	Grade (g/t Au)	Metal ('000 oz)	Tonnes ('000)	Grade (g/t Au)	Metal ('000 oz)
<b>Kal East</b>													
Bulong	Myhree/Boundary OP	-	-	-	903	2.7	78	300	1.8	17	1,203	2.5	95
	Myhree/Boundary UG	-	-	-	230	4.6	34	585	3.8	71	815	4.0	105
	Other Open Pits	-	-	-	97.5	2.5	7.8	1,079.40	1.8	61.8	1,176.80	1.8	69.6
	Other Underground	-	-	-	-	-	-	351.6	3.2	35.7	351.6	3.2	35.7
	Sub Total	-	-	-	1,230	3.0	120	2,316	2.5	185	3,546	2.7	305
Mt Monger	Open Pit	13	3.2	1	7,198	1.8	407	6,044	1.5	291	13,253	1.6	699
	Underground	-	-	-	1,178	4.5	169	710	4.6	104	1,888	4.5	274
	Sub Total	-	-	-	8,375	2.1	576	6,754	1.8	395	15,142	2.0	972
Rowes Find	Open Pit	-	-	-	-	-	-	148	3.6	17	148	3.6	17
<b>Kal East Resource</b>		<b>13</b>	<b>3.2</b>	<b>1</b>	<b>9,605</b>	<b>2.3</b>	<b>696</b>	<b>9,219</b>	<b>2.0</b>	<b>597</b>	<b>18,836</b>	<b>2.1</b>	<b>1,294</b>
<b>Coyote Gold Operation</b>													
Coyote Central	Open Pit	-	-	-	608	2.8	55	203	3.0	19	811	2.9	75
	Underground	-	-	-	240	23.4	181	516	10.5	175	757	14.6	356
	Sub Total	-	-	-	849	8.7	236	719	8.4	194	1,568	8.5	430
Bald Hill	Open Pit	-	-	-	560	2.8	51	613	3.2	63	1,174	3.0	114
	Underground	-	-	-	34	2.7	3	513	5.0	82	547	4.8	84
	Sub Total	-	-	-	594	2.8	54	1,126	4.0	145	1,721	3.6	198
Stockpiles		-	-	-	375	1.4	17	-	-	-	375	1.4	17
<b>Coyote Resource</b>		<b>-</b>	<b>-</b>	<b>-</b>	<b>1,818</b>	<b>5.3</b>	<b>307</b>	<b>1,845</b>	<b>5.7</b>	<b>339</b>	<b>3,664</b>	<b>5.5</b>	<b>645</b>
<b>Paulsens Gold Operation</b>													
Paulsens	Underground	159	10.8	55	827	9.6	254	348	8.6	97	1,334	9.5	406
	Stockpile	11	1.6	1	-	-	-	-	-	-	11	1.6	1
	Sub Total	170	10.2	56	827	9.6	254	348	8.6	97	1,345	9.4	407
Mt Clement	Open Pit	-	-	-	-	-	-	1,249	1.5	61	1,249	1.5	61
	Underground	-	-	-	-	-	-	492	0.3	5	492	0.3	5
	Sub Total	-	-	-	-	-	-	1,741	1.2	66	1,741	1.2	66
Belvedere	Underground	-	-	-	95	5.9	18	44	8.3	12	139	6.6	30
Northern Anticline	Open Pit	-	-	-	-	-	-	523	1.4	24	523	1.4	24
Electric Dingo	Open Pit	-	-	-	98	1.6	5	444	1.2	17	542	1.3	22
<b>Paulsens Resource</b>		<b>170</b>	<b>10.2</b>	<b>56</b>	<b>1,019</b>	<b>8.4</b>	<b>277</b>	<b>3,100</b>	<b>2.2</b>	<b>216</b>	<b>4,289</b>	<b>4.0</b>	<b>548</b>
<b>TOTAL Resource</b>		<b>183</b>	<b>9.7</b>	<b>57</b>	<b>12,442</b>	<b>3.2</b>	<b>1,280</b>	<b>14,164</b>	<b>2.5</b>	<b>1,152</b>	<b>26,789</b>	<b>2.9</b>	<b>2,488</b>

### Notes on Resources:

- The preceding statements of Mineral Resources conforms to the 'Australasian Code for Reporting of Exploration Results Mineral Resources and Ore Reserves (JORC Code) 2012 Edition'.
- All tonnages reported are dry metric tonnes.
- Data is rounded to thousands of tonnes and thousands of ounces gold. Discrepancies in totals may occur due to rounding.
- Resources have been reported as both open pit and underground with varying cut-offs based off several factors discussed in the corresponding Table 1 which can be found with the original ASX announcements for each Resource.
- Resources are reported inclusive of any Reserves.
- Paulsens Inferred Resource includes Mt Clement Eastern Zone Au of 7koz @ 0.3g/t Au accounting for lower grades reported.

The announcements containing the Table 1 Checklists of Assessment and Reporting Criteria relating for the 2012 JORC compliant Resources are:

### Kal East Gold Project

- Boundary, Trump, Myhree – Black Cat ASX announcement on 9 October 2020 "Strong Resource Growth Continues including 53% Increase at Fingals Fortune"
- Strathfield – Black Cat ASX announcement on 31 March 2020 "Bulong Resource Jumps by 21% to 294,000 oz"
- Majestic – Black Cat ASX announcement on 25 January 2022 "Majestic Resource Growth and Works Approval Granted"
- Sovereign, Imperial – Black Cat ASX announcement on 11 March 2021 "1 Million Oz in Resource & New Gold Targets"
- Jones Find – Black Cat ASX announcement 04 March 2022 "Resource Growth Continues at Jones Find"
- Crown – Black Cat ASX announcement on 02 September 2021 "Maiden Resources Grow Kal East to 1.2Moz"
- Fingals Fortune – Black Cat ASX announcement on 23 November 2021 "Upgraded Resource Delivers More Gold at Fingals Fortune"
- Fingals East – Black Cat ASX announcement on 31 May 2021 "Strong Resource Growth Continues at Fingals".
- Trojan – Black Cat ASX announcement on 7 October 2020 "Black Cat Acquisition adds 115,000oz to the Fingals Gold Project".
- Queen Margaret, Melbourne United – Black Cat ASX announcement on 18 February 2019 "Robust Maiden Mineral Resource Estimate at Bulong"
- Anomaly 38 – Black Cat ASX announcement on 31 March 2020 "Bulong Resource Jumps by 21% to 294,000 oz"
- Wombola Dam – Black Cat ASX announcement on 28 May 2020 "Significant Increase in Resources - Strategic Transaction with Silver Lake"
- Hammer and Tap, Rowe's Find – Black Cat ASX announcement on 10 July 2020 "JORC 2004 Resources Converted to JORC 2012 Resources"

### Coyote Gold Operation

- Coyote OP&UG – Black Cat ASX announcement on 16 January 2022 "Coyote Underground Resource increases to 356koz @ 14.6g/t Au – One of the highest-grade deposits in Australia"
- Sandpiper OP&UG, Kookaburra OP, Pebbles OP, Stockpiles, SP (Coyote) – Black Cat ASX announcement on 25 May 2022 "Coyote & Paulsens High-Grade JORC Resources Confirmed"

## Paulsens Gold Operation

- Paulsens UG – Black Cat ASX announcement on 31 October 2023 "24% Resource Increase, Paulsens Underground - 406koz @ 9.5g/t Au"
- Paulsens SP – Black Cat ASX announcement on 19 April 2022 "Funded Acquisition of Coyote & Paulsens Gold Operations - Supporting Documents"
- Belvedere UG – Black Cat ASX announcement on 21 November 2023 "Enhanced Restart Plan for Paulsens"
- Mt Clement – Black Cat ASX announcement on 24 November 2022 "High-Grade Au-Cu-Sb-Ag-Pb Resource at Paulsens"
- Merlin, Electric Dingo – Black Cat ASX announcement on 25 May 2022 "Coyote & Paulsens High-Grade JORC Resources Confirmed"

## APPENDIX B - JORC 2012 POLYMETALLIC RESOURCES - BLACK CAT (100% OWNED)

Deposit	Resource Category	Tonnes ('000 t)	Grade					Contained Metal				
			Au (g/t)	Cu (%)	Sb (%)	Ag (g/t)	Pb (%)	Au (koz)	Cu (kt)	Sb (kt)	Ag (koz)	Pb (kt)
Western	Inferred	415	-	0.4	0.2	76.9	-	*	1.6	0.7	1,026	-
	<b>Total</b>	<b>415</b>	-	<b>0.4</b>	<b>0.2</b>	<b>76.9</b>	-	<b>*</b>	<b>1.6</b>	<b>0.7</b>	<b>1,026</b>	-
Central	Inferred	532	-	-	-	-	-	*	-	-	-	-
	<b>Total</b>	<b>532</b>	-	-	-	-	-	<b>*</b>	-	-	-	-
Eastern	Inferred	794	-	-	1.7	17.0	2.4	*	-	13.2	434	18.7
	<b>Total</b>	<b>794</b>	-	-	<b>1.7</b>	<b>17.0</b>	<b>2.4</b>	<b>*</b>	-	<b>13.2</b>	<b>434</b>	<b>18.7</b>
<b>Total</b>		<b>1,741</b>	-	-	-	-	-	<b>*</b>	<b>1.6</b>	<b>13.9</b>	<b>1,460</b>	<b>18.7</b>

### Notes on Resources:

1. The preceding statements of Mineral Resources conforms to the 'Australasian Code for Reporting of Exploration Results Mineral Resources and Ore Reserves (JORC Code) 2012 Edition'.
2. All tonnages reported are dry metric tonnes.
3. Data is rounded to thousands of tonnes and thousands of ounces/tonnes for copper, antimony, silver, and lead. Discrepancies in totals may occur due to rounding.
4. Resources have been reported as both open pit and underground with varying cut-offs based off several factors discussed in the corresponding Table 1 which can be found with the original ASX announcements for each Resource.
5. Resources are reported inclusive of any Reserves.
6. Gold is reported in the previous table for Mt Clement, and so is not reported here. A total of 66koz of gold is contained within the Mt Clement Resource.

The announcements containing the Table 1 Checklists of Assessment and Reporting Criteria relating for the 2012 JORC compliant Reserves are:

### Paulsens Gold Operation

- Mt Clement – Black Cat ASX announcement on 24 November 2022 "High-Grade Au-Cu-Sb-Ag-Pb Resource at Paulsens"

## APPENDIX C - JORC 2012 GOLD RESERVE TABLE - BLACK CAT (100% OWNED)

	Proven Reserve			Probable Reserve			Total Reserve		
	Tonnes ('000s)	Grade (g/t Au)	Metal ('000s oz)	Tonnes ('000s)	Grade (g/t Au)	Metal ('000s oz)	Tonnes ('000s)	Grade (g/t Au)	Metal ('000s oz)
<b>Kal East</b>									
Myhree Open Pit	-	-	-	545	2.4	46	545	2.4	46
Boundary Open Pit	-	-	-	120	1.5	6	120	1.5	6
Other Open Pits	-	-	-	2,623	1.7	141	2,584	1.7	142
<b>Sub total Open Pits</b>	-	-	-	<b>3,288</b>	<b>1.8</b>	<b>193</b>	<b>3,288</b>	<b>1.8</b>	<b>193</b>
<b>Underground</b>	-	-	-	<b>437</b>	<b>3.6</b>	<b>50</b>	<b>437</b>	<b>3.6</b>	<b>50</b>
<b>Kal East Reserve</b>	-	-	-	<b>3,725</b>	<b>2.0</b>	<b>243</b>	<b>3,725</b>	<b>2.0</b>	<b>243</b>

### Paulsens Gold Operation

Underground	93	4.5	14	<b>537</b>	<b>4.3</b>	<b>74</b>	<b>631</b>	<b>4.3</b>	<b>87</b>
<b>Paulsens Reserve</b>	93	4.5	14	<b>537</b>	<b>4.3</b>	<b>74</b>	<b>631</b>	<b>4.3</b>	<b>87</b>
<b>TOTAL Reserves</b>	<b>93</b>	<b>4.5</b>	<b>14</b>	<b>4,262</b>	<b>2.3</b>	<b>317</b>	<b>4,356</b>	<b>2.4</b>	<b>330</b>

### Notes on Reserve:

1. The preceding statements of Mineral Reserves conforms to the 'Australasian Code for Reporting of Exploration Results Mineral Resources and Ore Reserves (JORC Code) 2012 Edition'.
2. All tonnages reported are dry metric tonnes.
3. Data is rounded to thousands of tonnes and thousands of ounces gold. Discrepancies in totals may occur due to rounding.
4. Cut-off Grade:
  - Open Pit - The Ore Reserves are based upon an internal cut-off grade greater than or equal to the break-even cut-off grade.
  - Underground - The Ore Reserves are based upon an internal cut-off grade greater than the break-even cut-off grade.
5. The commodity price used for the Revenue calculations for Kal East was AUD \$2,300 per ounce.
6. The commodity price used for the Revenue calculations for Paulsens was AUD \$2,500 per ounce.
7. The Ore Reserves are based upon a State Royalty of 2.5% and a refining charge of 0.2%.

The announcements containing the Table 1 Checklists of Assessment and Reporting Criteria relating for the 2012 JORC compliant Reserves are:

### Kal East Gold Project

- Black Cat ASX announcement on 03 June 2022 "Robust Base Case Production Plan of 302koz for Kal East"

### Paulsens Gold Operation

- Black Cat ASX announcement on 10 July 2023 "Robust Restart Plan for Paulsens"