



MT MALCOLM MINES NL

QUARTERLY REPORT

Activities Report for the Quarter Ending
30th June, 2025

Mt Malcolm Mines NL
ACN: 646 466 435

Mt Malcolm Mines NL (ASX: M2M) ("Mt Malcolm" or "the Company") is pleased to present its Quarterly Activities Report for the period ending 30 June 2025.

The Company successfully concluded funding for the next phase of drilling and development activities proposed by the Company. Reverse Circulation (RC) drilling programs completed during the quarter, comprising a total of 2,619 metres across the Golden Crown and Dumbarton gold prospects.

The Golden Crown program returned multiple high-grade gold intercepts, while drilling at Dumbarton was finalised with all samples submitted for assay. These drilling campaigns contribute to the Company's strategic objective of delivering maiden JORC-compliant Mineral Resource Estimates in the near term, supporting future development scenarios.

Highlights: June Quarter 2025

- Funding of \$1,941,787 before costs received from shareholders and sophisticated investors via Rights Issue entitlements and Placements under listing rules 7.1 and 7.1A.
- Completed an eight-hole (~800 metre) Reverse Circulation (RC) infill drilling program at the Golden Crown Prospect targeting the Western Lode and the Key assay results (> 0.5 g/t Au) include¹.
 - **25GCRC008:**
 - 3m @ 11.00 g/t Au from 22m (incl. 1m @ 30.77 g/t Au)
 - 11m @ 3.13 g/t Au from 6m (incl. 2m @ 9.5 g/t Au)
 - **25GCRC007:**
 - 12m @ 2.15 g/t Au from 16m
 - 2m @ 3.45 g/t Au from 36m (incl. 1m @ 5.84 g/t Au)
 - 2m @ 1.92 g/t Au from 15m (25GCRC003)
 - 5m @ 0.89 g/t Au from 11m and 3m @ 1.05 g/t Au from 47m (25GCRC001)
 - 5m @ 0.77 g/t Au from 18m (25GCRC004)
- Successfully completed an 18-hole (~1,825 metre) RC drilling program at the Dumbarton Prospect; assay results are pending².
- Drilling outcomes are intended to support maiden JORC-compliant Mineral Resource Estimates across both prospects.
- Technical planning advanced for follow-up exploration, geological modelling, and development pathway assessments.

¹ Mt Malcolm Mines NL (ASX: M2M), High-Grade Gold Intercepts Continue at Golden Crown, ASX Announcement, 23 June 2025.

² Mt Malcolm Mines NL (ASX: M2M), RC Drilling Advances at Golden Crown Dumbarton Prospects Program to Commence, 26 May 2025.

During the quarter the Company continued to advance its exploration activities across the Malcolm Project in the Eastern Goldfields of Western Australia, with a particular focus on the Golden Crown and Dumbarton prospects.

Golden Crown Prospect

In this period the Company completed an eight-hole Reverse Circulation (RC) drilling program totalling approximately 800 metres (Figure 1).

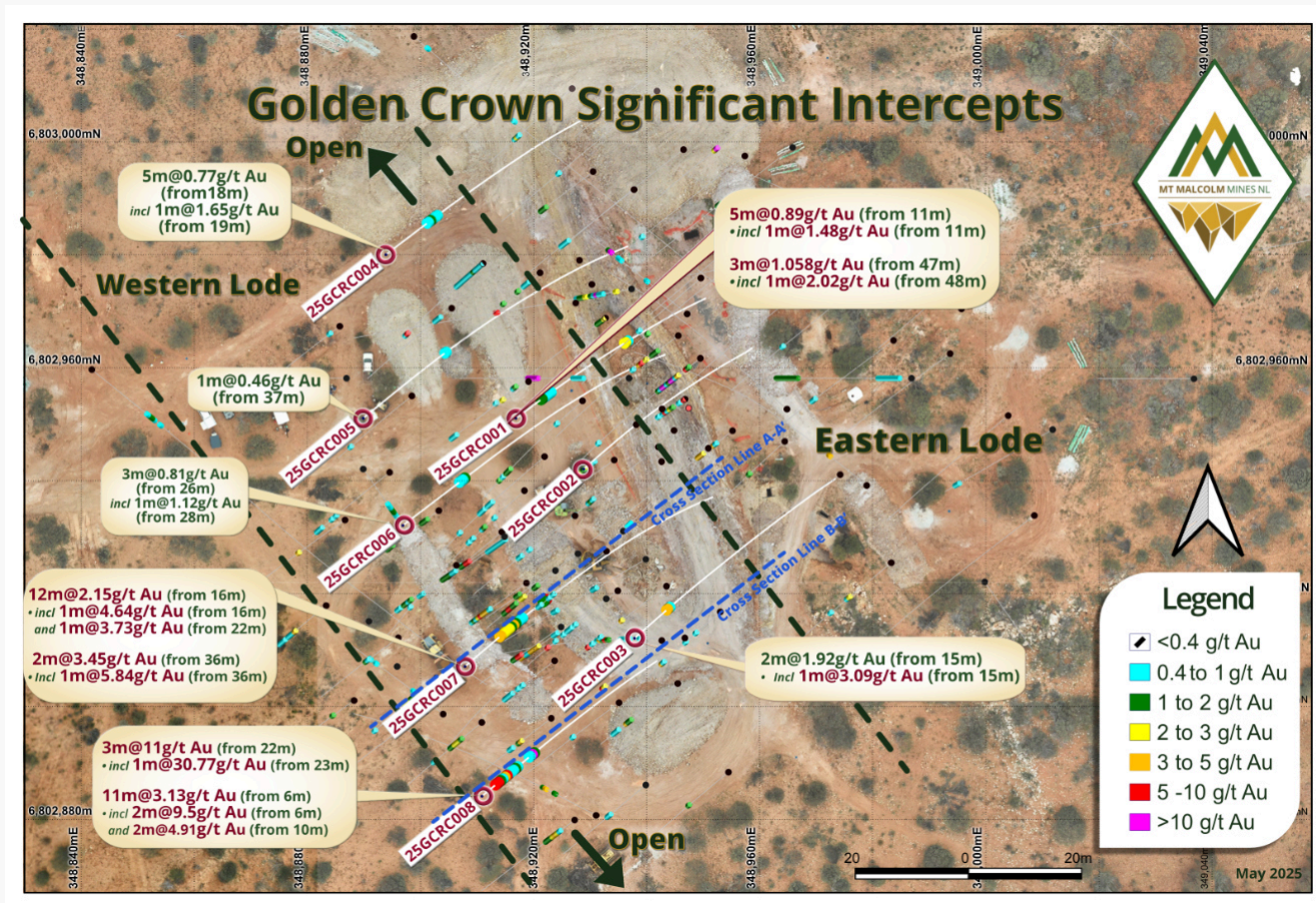


Figure 1: Map showing May 2025 and Existing Drillhole Collars and Traces at Golden Crown Prospect.

The program was designed to infill previous drilling along the Western Lode, improve geological confidence, and support an initial Mineral Resource Estimate.

Significant intercepts include:

- **Hole 25GCRC008:** 3m @ 11.00 g/t Au from 22m (including 1m @ 30.77 g/t Au), 11m @ 3.13 g/t Au from 6m (including 2 m @ 9.5 g/t Au) (Figure 2).
- **Hole 25GCRC007:** 12m @ 2.15 g/t Au from 16m, 2m @ 3.45 g/t Au from 36m (including 1m @ 5.84 g/t Au) (Figure 3).

Moderate-grade intercepts were also recorded in holes 25GCRC001, 003, and 004. Importantly, hole 25GCRC002 intersected a fault structure (*Figure 2 and 3*) interpreted to offset mineralised zones within the Western Lode suggesting displacement of the Western Lode and improving geological understanding for future targeting.

Table 1: Golden Crown Significant Intercepts May 2025

Hole ID	Easting	Northing	RL (m)	Dip	Azimuth	Total Depth (m)	From (m)	To (m)	Interval (m)	Grade (g/t Au)
25GCRC001	348917	6802951	402	-60	54	84	11	16	5	0.89
						Including	11	12	1	1.48
25GCRC001	348917	6802951	402	-60	54	84	47	50	3	1.05
						Including	48	49	1	2.02
25GCRC003	348938	6802912	402	-60	49	91	15	17	2	1.92
						Including	15	16	1	3.09
25GCRC004	348894	6802980	402	-60	53	102	18	23	5	0.77
						Including	19	20	1	1.65
25GCRC005	348890	6802951	402	-60	50	120	37	38	1	0.46
25GCRC006	348897	6802932	400	-60	49	120	26	29	3	0.81
						Including	28	29	1	1.12
25GCRC007	348908	6802907	399	-60	50	114	16	27	12	2.15
						Including	16	17	1	4.64
						Including	22	23	1	3.73
25GCRC007	348908	6802907	399	-60	50	114	36	38	2	3.45
						Including	37	38	1	5.84
25GCRC008	348911	6802884	399	-60	50	84	6	17	11	3.13
						Including	6	8	2	9.50
						Including	10	12	2	4.91
25GCRC008	348911	6802884	399	-60	50	84	22	25	3	11.00
						Including	23	24	1	30.77

Notes:

- Includes one 4m composite sample; interval may change upon receipt of 1m individual assay results.
- Easting and Northing coordinates are given in UTM MGA94 Z51.
- Azi is relative to the true North.
- Depth, From, To and intervals are downhole metres.
- Dip is relative to horizontal.
- Low cutoff grade of 0.4 g/t Au applied for reporting purposes.
- No high cut applied to gold grades.
- Maximum of 1m of internal continuous sub-grade (<0.4 g/t Au) material.

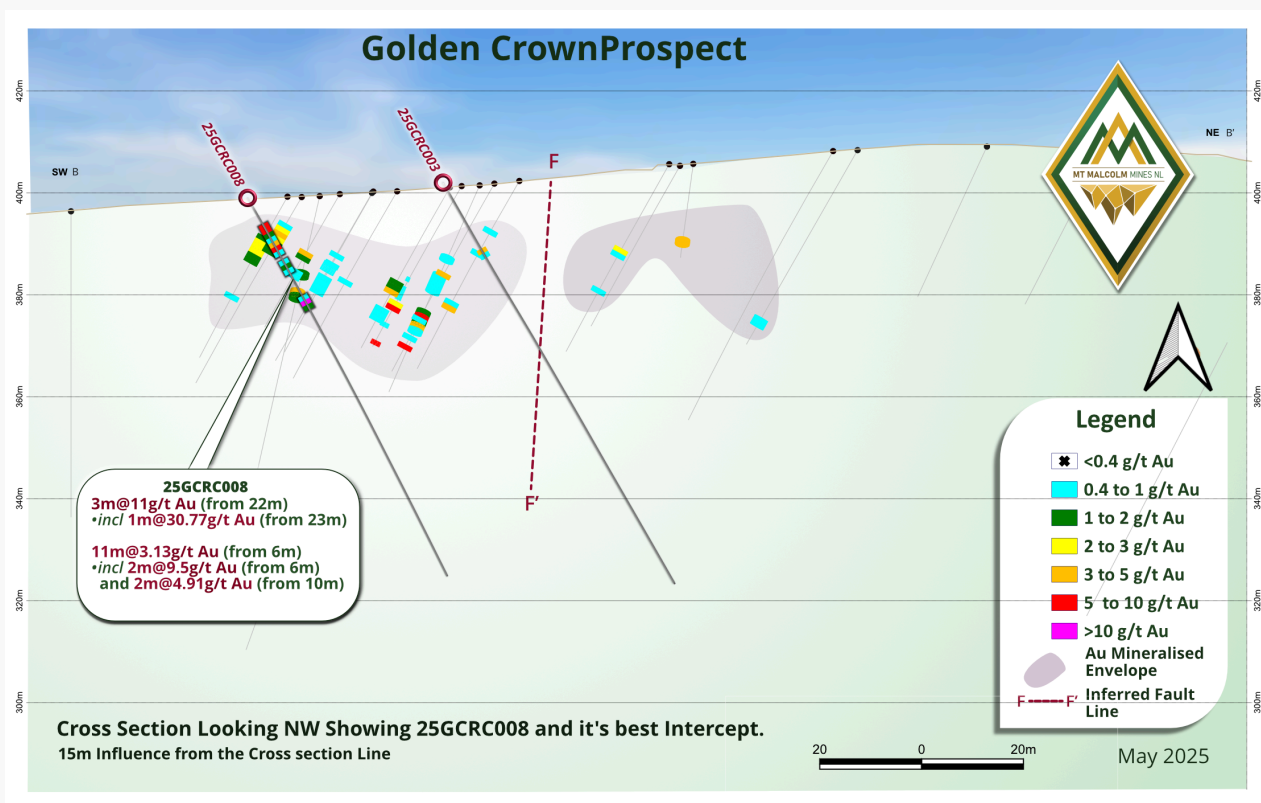


Figure 2: Cross Section Looking NW Showing 25GCRC008 and its best Intercept.

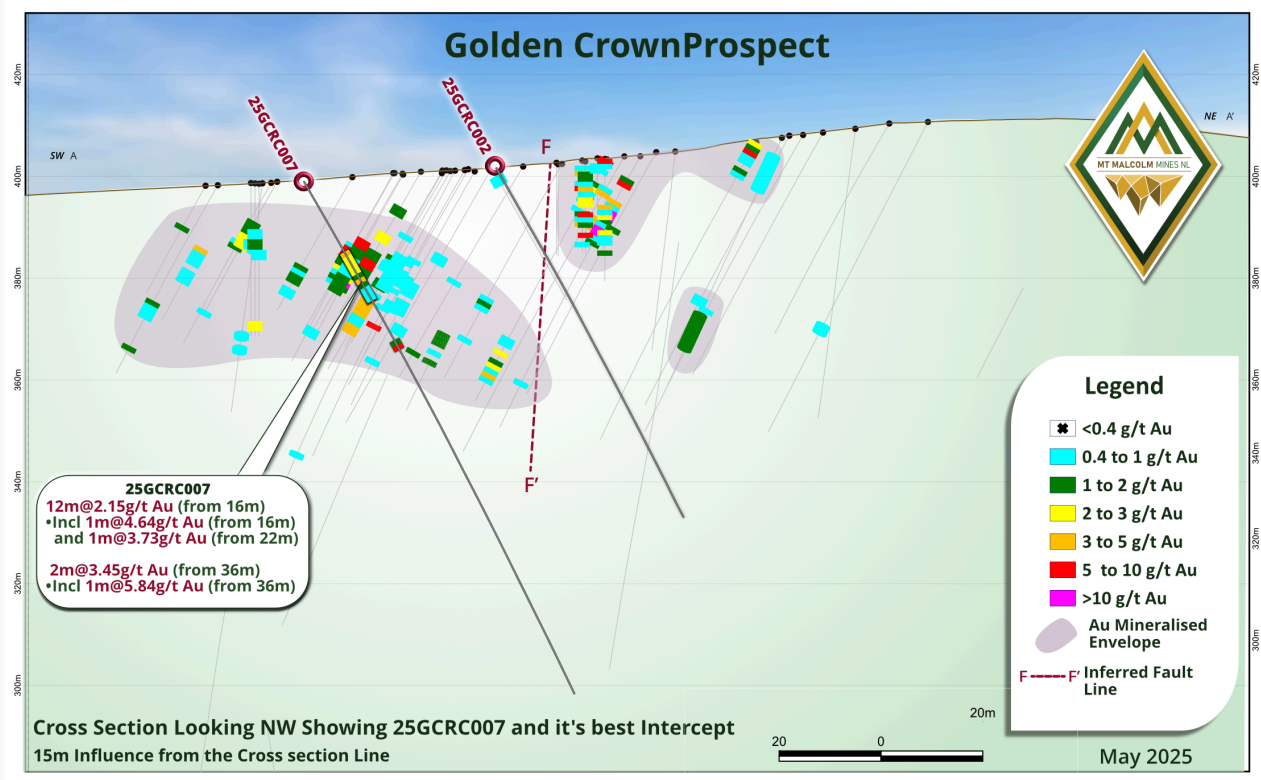


Figure 3: Cross Section Looking NW Showing 25GCRC007 and its best Intercept.

Table 2: Collar May 2025 Infill RC drilling.

Hole_ID	Easting	Northing	RL Elevation	Total Depth	Dip	Azimuth
25GCRC001	348917	6802951	402	84	-60	54
25GCRC002	348929	6802942	402	78	-60	48
25GCRC003	348938	6802912	402	91	-60	49
25GCRC004	348894	6802980	402	102	-60	52
25GCRC005	348890	6802951	402	120	-59	48
25GCRC006	348897	6802932	400	120	-60	49
25GCRC007	348908	6802907	399	114	-60	49
25GCRC008	348911	6802884	399	84	-59.	50

Golden Crown Prospect's high grade gold mineralisation was demonstrated by an earlier bulk sampling program in prior periods after producing approximately ~340 ounces of gold Doré from 979 WMT (Wet Metric Tonnes) oxidised mineralized zones. These bulk sampling trials also demonstrated strong free-milling characteristics, with gravity recoveries from higher-grade material reaching up to 22.4 g Au /WMT (ASX: M2M 3 March 2025, *Gold recovery up to 22.4 g/t from Golden Crown*).

Dumbarton Prospect

During the quarter, Mt Malcolm completed an 18-hole RC drilling program totaling approximately 1,825 metres. The program was designed to test down-dip and strike extensions of the known mineralised zones, enhance geological resolution, and support an initial maiden Mineral Resource Estimate.

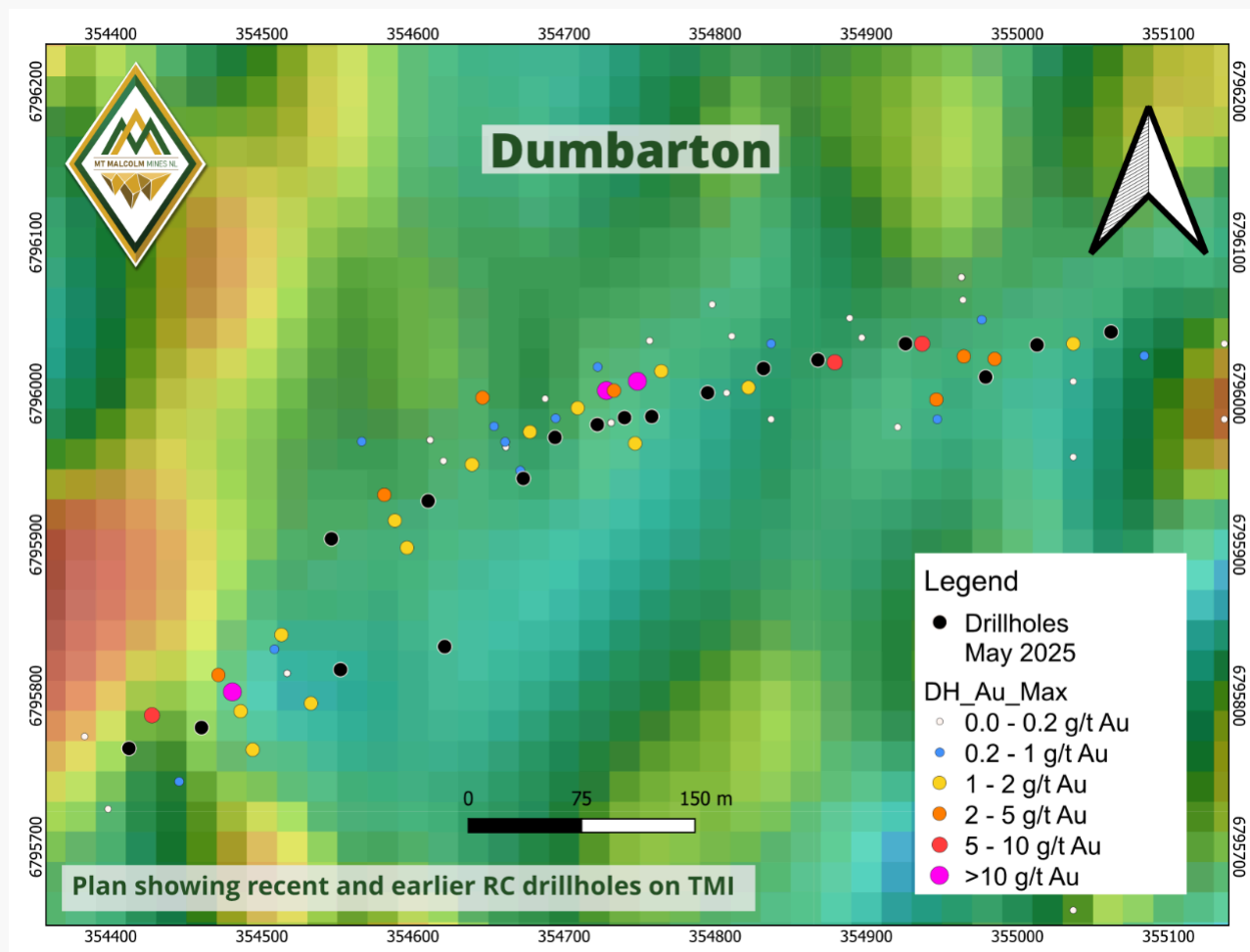


Figure 4: Plan showing recent and historic drillholes at Dumbarton Prospect.

All samples have been submitted to SGS Kalgoorlie for 50-gram Fire Assay with ICP-AES finish. Assay results are pending.

The Dumbarton Prospect gold mineralisation is hosted in sheared mafic-ultramafic units intruded by dolerite and is associated with quartz-carbonate veining and alteration zones. The geological logging of the drill chips recorded wide alteration and quartz veining.

Previous drilling by the Company returned encouraging results, including:

- 20m @ 1.34 g/t Au from 77m (hole 22DBRC005, ASX: 16th May 2022).
- 6m @ 2.86 g/t Au from 36m (hole 22DBRC004, ASX: 16th May 2022).

Malcolm Project Overview

The Malcolm Project, located approximately 10-25 km east of Leonora in the Eastern Goldfields of Western Australia, is wholly owned by Mt Malcolm Mines NL. Covering over 230 square km, the tenement package lies within the highly endowed Norseman–Wiluna Greenstone Belt. This region has a long history of high-grade gold production and remains underexplored in several structural corridors.

The project includes multiple prospects with shallow mineralisation potential, including Golden Crown, Dumbarton, Sunday Picnic, and others. Mt Malcolm's strategy targets structurally controlled gold systems that can support early-stage production through toll treatment and low-capex mining.

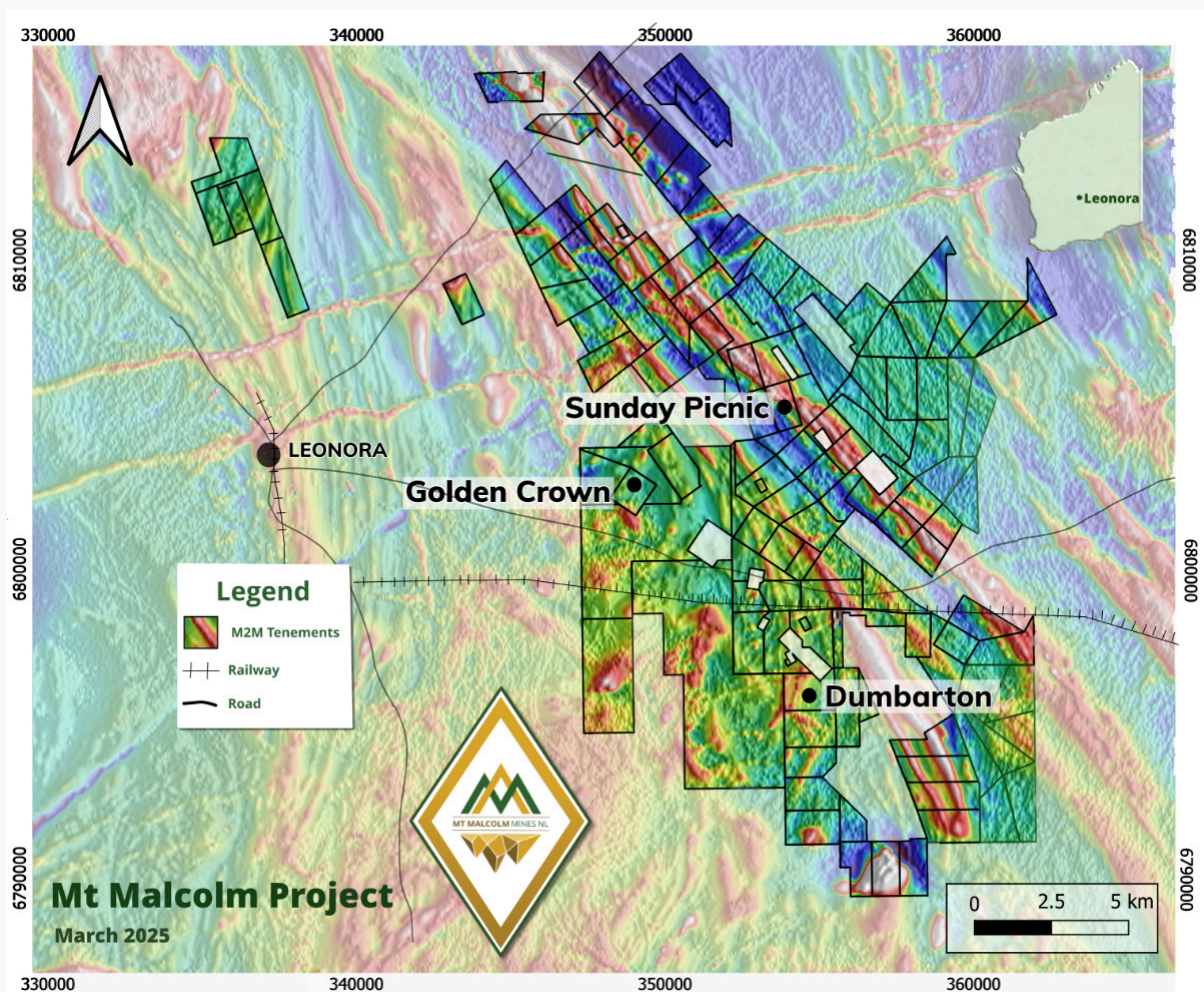


Figure 5. Map Showing Different Prospect Locations within Malcolm Project.

ASX Announcements – Quarter Ended 30 June 2025

This Quarterly Activities Report contains information extracted from ASX market announcements reported in accordance with the 2012 edition of the "Australasian Code for Reporting of Exploration Results, Mineral Resources and Ore Reserves" (2012 JORC Code). Further details (including 2012 JORC Code reporting tables where applicable) of exploration results referred to in this Quarterly Activities Report can be found in the following announcements lodged on the ASX (See Table 3).

Table 3: Company's ASX Announcements reporting activities during quarter ending June 30th, 2025.

Date	Title
23 June 2025	<i>High Grade Gold Intercepts Continue at Golden Crown</i>
26 May 2025	<i>RC Drilling Advances at Golden Crown Dumbarton Prospects Program to Commence</i>
8 May 2025	<i>High-Impact RC Drilling Program Ready to Commence at Golden Crown and Dumbarton Prospects</i>

The announcements can be viewed on the Company's website www.mtmalcolm.com.au under the Investor Center tab.

Mt Malcolm Mines NL confirms that it is not aware of any new information or data that materially affects the information included in any original ASX announcement.

ASX additional information

The Company provides the following information pursuant to ASX Listing Rule requirements:

Registered Office

In accordance with ASX Listing Rule 3.14, the Company advises that effective 1 August 2025, its registered office will change to Level 4, 88 William Street, Perth, Western Australia 6000. All other contact details remain the same.

Related party payments included in the Quarterly cash flow report

In accordance with the ASX Listing Rules, the Company will also lodge its cash flow report for the quarter ended 31 March 2025 today. Included in those cash flows are payments to related parties and their associates as follows:

- a) Payment of \$100k for Director fees (including superannuation, where applicable) to Messrs Dixon (\$58k), Downey (\$12k), Powell (\$15k) and Tuffin (\$15k).
- b) Payment of \$200k for part repayment of a loan, \$11k for interest on the loan and \$70k for vehicle and equipment hire and bulk sampling transportation services paid to Mr Dixon.

Exploration and Evaluation Expenditures

The Company spent \$514k in cash on exploration and evaluation work in the quarter, which comprised of field camp activities and supplies for \$220k, geology activities for \$216k, geochemistry and geophysics activities for \$6k, and \$72k on other activities including prepaid rent and rates, travel, environmental activities and other related tenement costs.

The Company also confirms that there was no mine production and development activities for the quarter.

Competent Person Statement

The information in this report that relates to Exploration Targets, Exploration Results, Mineral Resources is based on information compiled by Mr. Vivek Sharma, a Competent Person and a full-time employee of the company, who is a Member of The Australasian Institute of Mining and Metallurgy. Mr. Vivek Sharma has sufficient experience that is relevant to the style of mineralisation and type of deposit under consideration and to the activity being undertaken to qualify as a Competent Person as defined in the 2012 Edition of the 'Australasian Code for Reporting of Exploration Results, Mineral Resources and Ore Reserves'. Mr. Vivek Sharma consents to the inclusion in the report of the matters based on the information compiled by him, in the form and context in which it appears.

Forward Looking Statements

Some of the statements appearing in this announcement may be forward-looking statements. You should be aware that such statements are predictions based on current assumptions and are subject to inherent risks and uncertainties. These include factors and risks specific to the industries in which Mt Malcolm Mines NL operates, as well as general economic conditions, prevailing exchange rates, interest rates, and financial market conditions.

Specifically, forward-looking statements regarding future plans for the bulk sampling program, resource estimations, and monetisation of stockpiled material are indicative only and subject to revision based on additional data, technical assessments, and market conditions.

Actual events or results may differ materially from those expressed or implied in any forward-looking statement. No forward-looking statement is a guarantee or representation of future performance or outcomes. In relying on this ASX announcement and pursuant to ASX Listing Rule 5.32.2, the Company confirms it is not aware of any new information or data that materially affects the information included herein.

This announcement has been authorised by the Board of Mt Malcolm Mines NL.

For further information please contact: -

Trevor Dixon

Managing Director

trevor@mtmalcolm.com.au

MT MALCOLM GOLD HOLDINGS PTY LTD & AURUM MINING PTY LTD

TENEMENT SCHEDULE

June Quarter, 2025

(Both Being wholly owned subsidiaries of MT MALCOLM MINES NL)

Tenement information as required by listing rule 5.3.3

MALCOLM PROJECT

15Kms East of Leonora Townsite

Tenement ID	Status	Ownership at end of Qtr	Change during Qtr
E37/1331	Live	100%	
E37/1367	Live	100%	
E37/1419	Live	100%	
M37/1353	Live	100%	
M37/1379	Pending	0%	
M37/1382	Pending	0%	
M37/1392	Pending	0%	
M37/1393	Pending	0%	
M37/1396	Pending	0%	
M37/1398	Pending	0%	
M37/1406	Pending	0%	Application
M37/1418	Pending	0%	Application
M37/475	Live	100%	
P37/8334	Live	100%	
P37/8523	Live	100%	
P37/8524	Live	100%	
P37/8568	Live	100%	
P37/8578	Live	100%	
P37/8579	Live	100%	
P37/8580	Live	100%	
P37/8581	Live	100%	
P37/8608	Live	100%	
P37/8714	Live	100%	
P37/8731	Live	100%	
P37/8733	Live	100%	
P37/8754	Live	100%	
P37/8791	Live	100%	
P37/8792	Live	100%	
P37/8793	Live	100%	
P37/8820	Live	100%	
P37/8821	Live	100%	
P37/8822	Live	100%	
P37/8823	Live	100%	
P37/8824	Live	100%	
P37/8825	Live	100%	
P37/8826	Live	100%	
P37/8864	Live	100%	

Tenement ID	Status	Ownership at end of Qtr	Change during Qtr
P37/8865	Live	100%	
P37/8866	Live	100%	
P37/8871	Live	100%	
P37/8872	Live	100%	
P37/8873	Live	100%	
P37/8874	Live	100%	
P37/8876	Live	100%	
P37/8877	Live	100%	
P37/8878	Live	100%	
P37/8879	Live	100%	
P37/8890	Live	100%	
P37/8891	Live	100%	
P37/8892	Live	100%	
P37/8893	Live	100%	
P37/8894	Live	100%	
P37/8895	Live	100%	
P37/8896	Live	100%	
P37/8897	Live	100%	
P37/8898	Live	100%	
P37/8899	Live	100%	
P37/8900	Live	100%	
P37/8905	Live	100%	
P37/8906	Live	100%	
P37/8907	Live	100%	
P37/8908	Live	100%	
P37/8909	Live	100%	
P37/8910	Live	100%	
P37/8911	Live	100%	
P37/8912	Live	100%	
P37/9071	Live	100%	
P37/9072	Live	100%	
P37/9073	Live	100%	
P37/9074	Live	100%	
P37/9075	Live	100%	
P37/9076	Live	100%	
P37/9077	Live	100%	
P37/9105	Live	100%	
P37/9182	Live	100%	
P37/9183	Live	100%	
P37/9184	Live	100%	
P37/9185	Live	100%	

Tenement ID	Status	Ownership at end of Qtr	Change during Qtr
P37/9186	Live	100%	
P37/9187	Live	100%	
P37/9188	Live	100%	
P37/9189	Live	100%	
P37/9190	Live	100%	
P37/9191	Live	100%	
P37/9192	Live	100%	
P37/9193	Live	100%	
P37/9194	Live	100%	
P37/9195	Live	100%	
P37/9196	Live	100%	
P37/9197	Live	100%	
P37/9198	Live	100%	
P37/9199	Live	100%	
P37/9200	Live	100%	
P37/9201	Live	100%	
P37/9202	Live	100%	
P37/9204	Live	100%	
P37/9205	Live	100%	
P37/9206	Live	100%	
P37/9207	Live	100%	
P37/9208	Live	100%	
P37/9239	Live	100%	
P37/9361	Live	100%	
P37/9362	Live	100%	
P37/9366	Live	100%	
P37/9367	Live	100%	
P37/9368	Live	100%	
P37/9369	Live	100%	
P37/9370	Live	100%	
P37/9428	Live	100%	
P37/9429	Live	100%	
P37/9430	Live	100%	
P37/9431	Live	100%	
P37/9432	Live	100%	
P37/9433	Live	100%	
P37/9434	Live	100%	
P37/9462	Live	100%	
P37/9463	Live	100%	
P37/9464	Live	100%	
P37/9465	Live	100%	

Tenement ID	Status	Ownership at end of Qtr	Change during Qtr
P37/9495	Live	100%	
P37/9496	Live	100%	
P37/9497	Live	100%	
P37/9624	Live	100%	
P37/9625	Live	100%	
P37/9637	Live	100%	
P37/9830	Live	100%	Granted
P37/9895	Pending	0%	Application
P37/9908	Pending	0%	Application
P37/9909	Pending	0%	Application

MT GEORGE PROJECT

10kms North of Leonora Townsite

Tenement ID	Status	Ownership at end of Qtr	Change during Qtr
P37/8862	Live	100%	
P37/8928	Live	100%	
P37/9479	Live	100%	
P37/9480	Live	100%	
P37/9481	Live	100%	

MT FELDTMANN PROJECT

144kms North-East of Laverton Townsite

Tenement ID	Status	Ownership at end of Qtr	Change during Qtr
E38/3905	Live	100%	

LAKE JOHNSTON PROJECT

120 Kms West of Norseman

Tenement ID	Status	Ownership at end of Qtr	Change during Qtr
E63/2258	Live	100%	
E63/2403	Pending	0%	
E63/2404	Pending	0%	
E63/2405	Pending	0%	

Appendix 5B

Mining exploration entity or oil and gas exploration entity quarterly cash flow report

Name of entity

Mt Malcolm Mines NL

ABN

78 646 466 435

Quarter ended ("current quarter")

30 June 2025

Consolidated statement of cash flows		Current quarter \$A'000	Year to date (12 months) \$A'000
1.	Cash flows from operating activities		
1.1	Receipts from customers	74	1,455
1.2	Payments for		
	(a) exploration & evaluation	(5)	(41)
	(b) development	-	-
	(c) production (bulk sample processing)	(4)	(282)
	(d) staff costs	(67)	(135)
	(e) administration and corporate costs	(243)	(808)
1.3	Dividends received (see note 3)	-	-
1.4	Interest received	-	2
1.5	Interest and other costs of finance paid	(11)	(11)
1.6	Income taxes paid	-	-
1.7	Government grants and tax incentives	-	-
1.8	Other (fuel rebate and tenement application refunds)	6	52
1.9	Net cash from / (used in) operating activities	(250)	232

2.	Cash flows from investing activities		
2.1	Payments to acquire or for:		
	(a) entities	-	-
	(b) tenements	-	-
	(c) property, plant and equipment	-	(46)
	(d) exploration & evaluation	(514)	(1,998)
	(e) investments	-	-
	(f) other non-current assets	-	-

Consolidated statement of cash flows		Current quarter \$A'000	Year to date (12 months) \$A'000
2.2	Proceeds from the disposal of:		
	(a) entities	-	-
	(b) tenements	-	-
	(c) property, plant and equipment	-	-
	(d) investments	-	-
	(e) other non-current assets	-	-
2.3	Cash flows from loans to other entities	-	-
2.4	Dividends received (see note 3)	-	-
2.5	Other (provide details if material)	-	-
2.6	Net cash from / (used in) investing activities	(514)	(2,044)

3.	Cash flows from financing activities		
3.1	Proceeds from issues of equity securities (excluding convertible debt securities)	1,624	1,838
3.2	Proceeds from issue of convertible debt securities	-	-
3.3	Proceeds from exercise of options	-	-
3.4	Transaction costs related to issues of equity securities or convertible debt securities	(71)	(71)
3.5	Proceeds from borrowings	30	656
3.6	Repayment of borrowings	(200)	(473)
3.7	Transaction costs related to loans and borrowings	-	-
3.8	Dividends paid	-	-
3.9	Other (securities funds held in trust – to be issued)	200	200
3.9	Other (interest costs paid)	-	-
3.9	Other (lease expense payments)	(10)	(44)
3.10	Net cash from / (used in) financing activities	1,573	2,106

4.	Net increase / (decrease) in cash and cash equivalents for the period		
4.1	Cash and cash equivalents at beginning of period	125	640
4.2	Net cash from / (used in) operating activities (item 1.9 above)	(250)	232
4.3	Net cash from / (used in) investing activities (item 2.6 above)	(514)	(2,044)

Mining exploration entity or oil and gas exploration entity quarterly cash flow report

Consolidated statement of cash flows		Current quarter \$A'000	Year to date (12 months) \$A'000
4.4	Net cash from / (used in) financing activities (item 3.10 above)	1,573	2,106
4.5	Effect of movement in exchange rates on cash held	-	-
4.6	Cash and cash equivalents at end of period	934	934

5.	Reconciliation of cash and cash equivalents at the end of the quarter (as shown in the consolidated statement of cash flows) to the related items in the accounts	Current quarter \$A'000	Previous quarter \$A'000
5.1	Bank balances	934	125
5.2	Call deposits	-	-
5.3	Bank overdrafts	-	-
5.4	Other (provide details)	-	-
5.5	Cash and cash equivalents at end of quarter (should equal item 4.6 above)	934	125

6.	Payments to related parties of the entity and their associates	Current quarter \$A'000
6.1	Aggregate amount of payments to related parties and their associates included in item 1	100
6.2	Aggregate amount of payments to related parties and their associates included in item 2	70
<i>Note: if any amounts are shown in items 6.1 or 6.2, your quarterly activity report must include a description of, and an explanation for, such payments.</i>		

Mining exploration entity or oil and gas exploration entity quarterly cash flow report

7.	Financing facilities	Total facility amount at quarter end \$A'000	Amount drawn at quarter end \$A'000
	<i>Note: the term "facility" includes all forms of financing arrangements available to the entity. Add notes as necessary for an understanding of the sources of finance available to the entity.</i>		
7.1	Loan facilities	500	395
7.2	Credit standby arrangements	-	-
7.3	Other (please specify)	-	-
7.4	Total financing facilities	500	395
7.5	Unused financing facilities available at quarter end		105
7.6	<p>Include in the box below a description of each facility above, including the lender, interest rate, maturity date and whether it is secured or unsecured. If any additional financing facilities have been entered into or are proposed to be entered into after quarter end, include a note providing details of those facilities as well.</p> <p>The Company entered into a short term, unsecured loan facility arrangement with Mr Trevor Dixon, the Managing Director of the Company (ASX announcement dated 31 October 2023). The Company previously made use of this facility and settled the then principal balance via the issue of conversion securities, as approved by shareholders on 31 January 2024.</p> <p>Since then, the facility term had been extended by six months to 30 April 2025 and subsequently by a further six month period to 31 October 2025. All other terms remain unchanged.</p>		

8.	Estimated cash available for future operating activities	\$A'000
8.1	Net cash from / (used in) operating activities (item 1.9)	(250)
8.2	(Payments for exploration & evaluation classified as investing activities) (item 2.1(d))	(514)
8.3	Total relevant outgoings (item 8.1 + item 8.2)	(764)
8.4	Cash and cash equivalents at quarter end (item 4.6)	934
8.5	Unused finance facilities available at quarter end (item 7.5)	105
8.6	Total available funding (item 8.4 + item 8.5)	1,039
8.7	Estimated quarters of funding available (item 8.6 divided by item 8.3)	1.36
	<i>Note: if the entity has reported positive relevant outgoings (i.e., a net cash inflow) in item 8.3, answer item 8.7 as "N/A". Otherwise, a figure for the estimated quarters of funding available must be included in item 8.7.</i>	
8.8	If item 8.7 is less than 2 quarters, please provide answers to the following questions:	
	8.8.1 Does the entity expect that it will continue to have the current level of net operating cash flows for the time being and, if not, why not?	
	<p>Answer:</p> <p>Operating costs and overheads vary depending on the level of exploration work completed during each Quarter. During the Quarter, the Company had significant exploration programs underway resulting in a high expenditure for the Quarter. The Company expects to have similar cash flows for the foreseeable future.</p>	

8.8.2 Has the entity taken any steps, or does it propose to take any steps, to raise further cash to fund its operations and, if so, what are those steps and how likely does it believe that they will be successful?

Answer:

The Company continues to monitor its capital requirements. At present, the Company has not initiated any fundraising activities. However the Company is confident in securing additional working capital through new equity issue or loans should the need arise in the foreseeable future.

8.8.3 Does the entity expect to be able to continue its operations and to meet its business objectives and, if so, on what basis?

Answer:

The Company will be able to continue normal business operations. The Company has the ability to reduce its discretionary expenditure to reserve cash, including until such time as it finalises any future capital raising options. The directors are also confident that the Group will be successful in raising additional funds through the issue of new equity, should the need arise.

Note: where item 8.7 is less than 2 quarters, all of questions 8.8.1, 8.8.2 and 8.8.3 above must be answered.

Compliance statement

- 1 This statement has been prepared in accordance with accounting standards and policies which comply with Listing Rule 19.11A.
- 2 This statement gives a true and fair view of the matters disclosed.

Date: 31 July 2025

Authorised by: Board of Directors
(Name of body or officer authorising release – see note 4)

Notes

1. This quarterly cash flow report and the accompanying activity report provide a basis for informing the market about the entity's activities for the past quarter, how they have been financed and the effect this has had on its cash position. An entity that wishes to disclose additional information over and above the minimum required under the Listing Rules is encouraged to do so.
2. If this quarterly cash flow report has been prepared in accordance with Australian Accounting Standards, the definitions in, and provisions of, *AASB 6: Exploration for and Evaluation of Mineral Resources* and *AASB 107: Statement of Cash Flows* apply to this report. If this quarterly cash flow report has been prepared in accordance with other accounting standards agreed by ASX pursuant to Listing Rule 19.11A, the corresponding equivalent standards apply to this report.
3. Dividends received may be classified either as cash flows from operating activities or cash flows from investing activities, depending on the accounting policy of the entity.
4. If this report has been authorised for release to the market by your board of directors, you can insert here: "By the board". If it has been authorised for release to the market by a committee of your board of directors, you can insert here: "By the [name of board committee – e.g., Audit and Risk Committee]". If it has been authorised for release to the market by a disclosure committee, you can insert here: "By the Disclosure Committee".
5. If this report has been authorised for release to the market by your board of directors and you wish to hold yourself out as complying with recommendation 4.2 of the ASX Corporate Governance Council's *Corporate Governance Principles and Recommendations*, the board should have received a declaration from its CEO and CFO that, in their opinion, the financial records of the entity have been properly maintained, that this report complies with the appropriate accounting standards and gives a true and fair view of the cash flows of the entity, and that their opinion has been formed on the basis of a sound system of risk management and internal control which is operating effectively.