



Digimatic Group



HELPING BRANDS CONNECT

ASX Interim Report – 30 September 2016

Lodged with the ASX under Listing Rule 4.2A.3

This information should be read in conjunction with the 31 March 2016 financial report.

RESULTS FOR ANNOUNCEMENT TO THE MARKET

(All comparisons to half-year ended 30 September 2015)

	S\$	Up/Down	% Movement
Revenue from ordinary activities	8,507,834	Up	179.5%
Profit after tax from ordinary activities attributable to members	34,894	Down	96.5%
Net profit attributable to members	34,894	Down	96.5%

	Amount per share	Franked amount per share	Tax rate for franking credit
Dividend information			
Final FY2016 dividend per share	NIL	NIL	NIL
Interim FY2017 dividend per share	NIL	NIL	NIL

	30.9.2016 Singapore Cent	30.9.2015 Singapore Cent
Net tangible assets per security	1.9532	0.0378

This information should be read in conjunction with the Directors' Statement and Financial Statements for the six months ended 30 September 2016 of Digimatic Group Ltd. and its subsidiaries and any public announcements made in the period by Digimatic Group Ltd. in accordance with the continuous disclosure requirements of the Company Act (Chapter 50) and Listing Rules.

Additional Appendix 4D disclosure requirements can be found in the Directors' Statement and Financial Statements for the six months ended 30 September 2016.

This report is based on the Directors' Statement and Financial Statements for the six months ended 30 September 2016 of Digimatic Group Ltd. and its subsidiaries, which have been reviewed by Kong, Lim & Partners LLP. The Independent Auditor's Review Report provided by Kong, Lim & Partners LLP is included in the Directors' Statement and Financial Statements for the six months ended 30 September 2016.


DIGIMATIC GROUP LTD (ASX: DMC)

82 Ubi Avenue 4, #06-04 Edward Boustead Centre, Singapore 408832

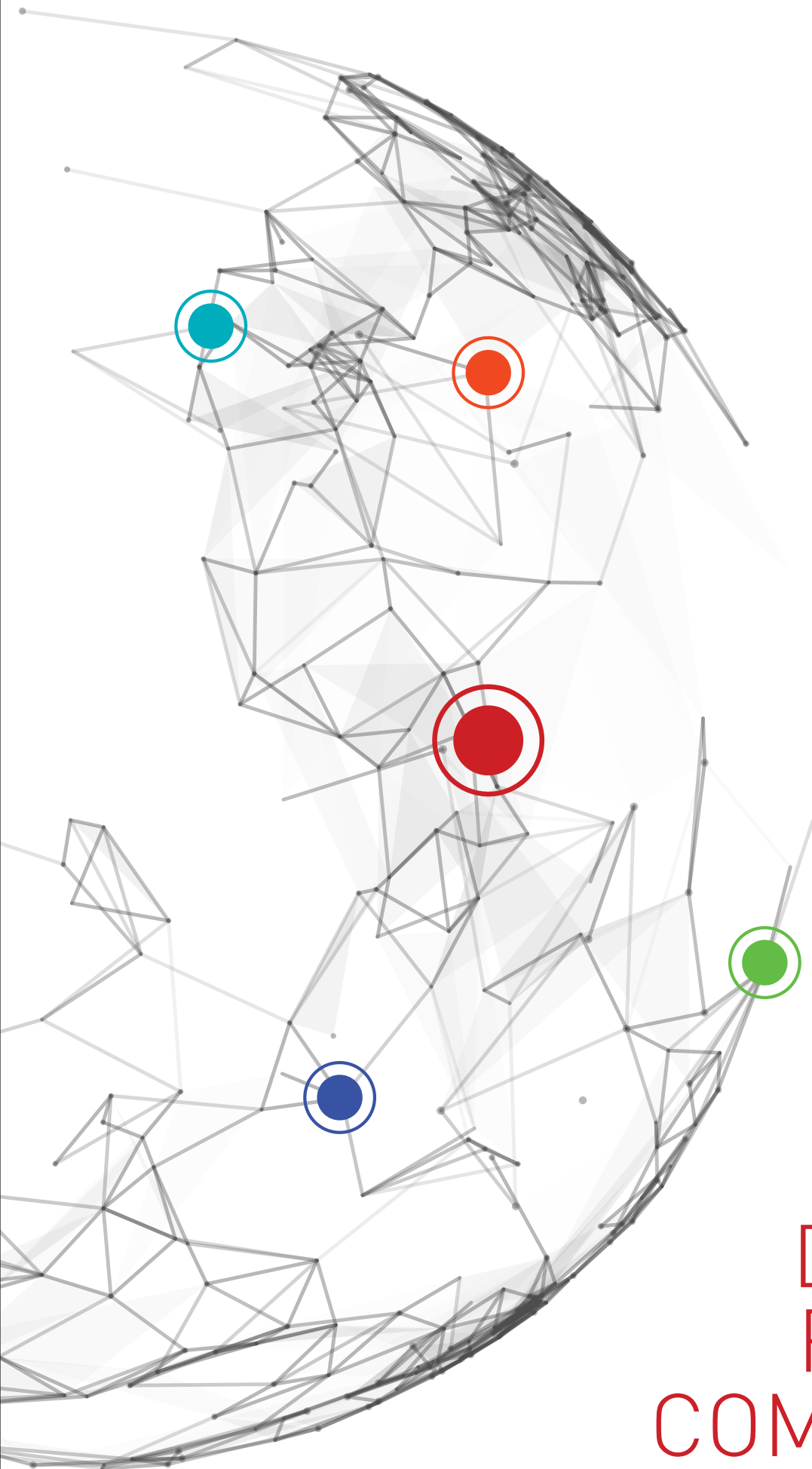
T: +65 6385 5576 • F: +65 6385 7292 • enquiry@digimaticgroup.com



www.digimaticgroup.com



Digimatic Group



WE MAKE THE FUTURE
BETTER THAN THE PAST
WE DON'T HIDE THEM
FROM HISTORY

WE MAKE THE FUTURE
- JOHN McCAIN

DRIVING FUTURE COMMERCE



90% of CEOs believe the digital economy will impact their industry, but **less than 15%** are executing on a digital strategy.

- MIT SLOAN & CAPGEMINI

HALF-YEAR REPORT FY2017

DRIVING FUTURE COMMERCE

CONTENTS

CEO'S STATEMENT

FINANCIAL AND OPERATIONAL OVERVIEW

HELPING BRANDS CONNECT THROUGH A
DIGITAL TRANSFORMATION JOURNEY

PROVIDING A SUSTAINABLE GROWTH MODEL FOR BUSINESSES

CREATING LONG TERM VALUE FOR SHAREHOLDERS

OUR MILESTONES

OUR COUNTRY PRESENCE

KEY HIGHLIGHTS SINCE APRIL 2016

HALF-YEAR REPORT FY2017

**Dear Shareholders,**

It has been an exciting half year for Digimatic Group Ltd and we're pleased to have registered a 179% increase in revenue to \$8,507,834 as compared to the same period last year. This means there is a significant increase in revenue and gross profits compared to the same period in the previous financial year till 30th September 2015 where the revenue was just \$3,043,587 and gross profit was \$1,196,012.

Despite the general downturn in the economy, the Group remains profitable and has also taken up the opportunity to intensify its growth by investing in new growth sectors and markets in order to gain market share. However, it has been noted that this has resulted in a decrease in the overall net profit for this first half of the year.

We view every crisis as an opportunity, and while others are retrenching and downsizing their businesses to cut costs, Digimatic Group is capitalising on this to expand our core team and our market outreach to capture a greater share in the emerging markets.

The past 6 months has been both challenging and rewarding. As a Group, we have secured many large-scale projects that we are proud to be working on, including deals with CIMB Niaga, the 5th largest bank in Indonesia and ARK Logistics, an established logistics player, which are exciting branding and technology projects that bring new revenue generation opportunities, convenience and operational efficiencies to our clients.

Digimatic Creatives, our branding arm, has also secured many major wins in the past half year, working on projects with established industry names such as the Indonesia Tourism Board, Sheraton Hotels, Pernod Ricard and the property developer APM Property Management.

Digimatic Media has also successfully run its inaugural Ace Wealth Convention 2016 which saw an overwhelming number of more than 700 visitors filling the entire event venue to its maximum capacity and clocking in more than S\$300,000 in sales of tickets, books and seminars, while Wewe Media has also successfully launched a new Android utility application named Moboost that helps improve mobile performance.

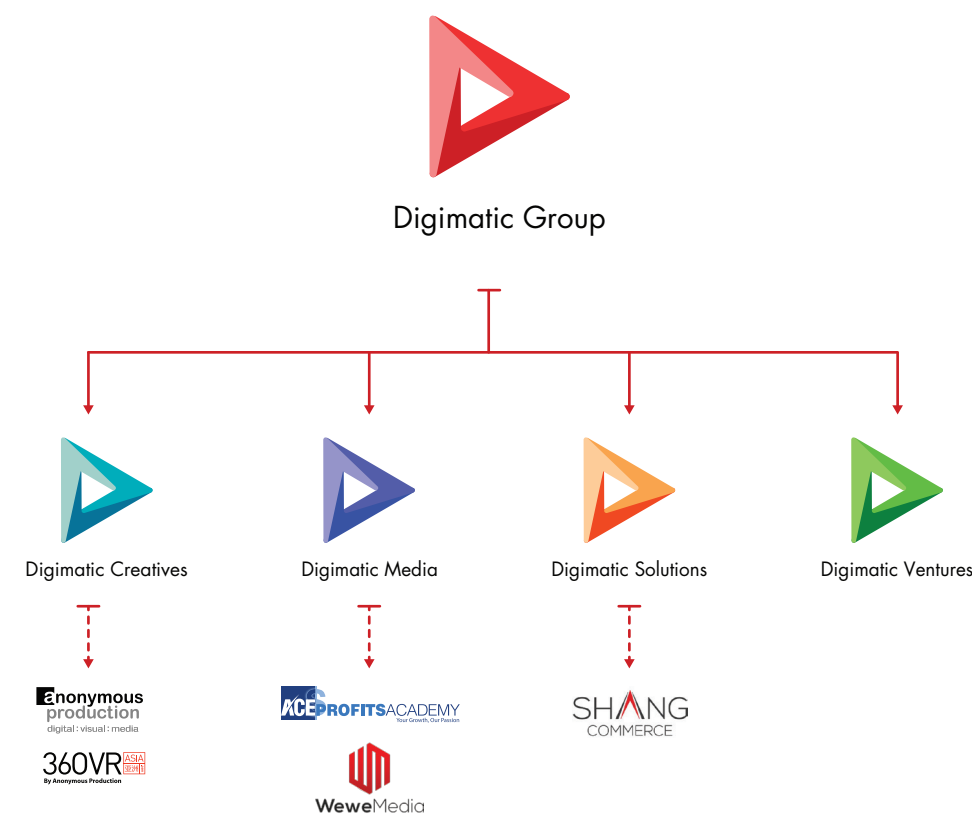
Via the Solutions team, we have secured a deal to build a mobile application for Parex Group, a globally trusted brand in the tile adhesives and waterproofing space, as well as a new partnership with Advance Systems and Consultants in Hong Kong to run a fashion eMarketplace targeted at the Hong Kong and China consumer market.

During the past 6 months, we've also synergised internally to be able to create integrated end-to-end solutions for clients that allow our customers to benefit from our core competencies of branding, marketing and technology in the digital space.

We're pleased to have registered a 179% increase in revenue to \$8,507,834 as compared to the same period last year.

Over the first half of the new financial year, the various entities within the Group have been working towards aligning and synergising the internal work flows to create better integrated creative technology solutions for customers that generate true returns on investments.

As of the part of the alignment, AP Media Pte Ltd was rebranded to Digimatic Creatives Pte Ltd on 4th October 2016 to reflect its new role as the branding and creative content solutions arm of the Digimatic Group. The change in name completes the alignment of the brand names under the Group and also provides a better overview of the Group's full offerings to clients.



As part of the Group's strategy to help its brands go regional, the Group via its individual subsidiaries has also established new offices within the Southeast Asian regions – namely Malaysia and Australia to allow the entities to take full advantage of the growth opportunities available in these markets.

HELPING BRANDS CONNECT THROUGH A DIGITAL TRANSFORMATION JOURNEY

As part of our mission in helping brands to connect to their customers in the most effective way, the Group has worked on creating a Tri-Engine of Growth and a holistic business solution offering consisting of Branding, Marketing and Technology solutions that generate continuous Returns on Investments (ROI) for the brands and help create sustainable growth.

These solutions are carried out respectively by the individual subsidiaries of Digimatic Creatives, Digimatic Media and Digimatic Solutions as indicated in the diagram below.



With a holistic business offering in place covering the 3 components of branding, marketing and technology, brand owners are able to fully focus on their business growth and direction while activities in the digital space are taken care of by the Digimatic team.

If you don't **innovate fast**, disrupt your industry, disrupt yourself, you'll be **left behind**.

- JOHN CHAMBERS
CHAIRMAN & CEO, CISCO, USA

PROVIDING A SUSTAINABLE GROWTH MODEL FOR BUSINESSES

Digimatic Group is in the business of digital transformation and in creating sustainable business solutions for brands that want to grow online. Instead of just providing a website or eCommerce portal, Digimatic Group helps brands to craft solutions and create platforms that add massive value to the business.

In Indonesia, Digimatic Solutions, together with ARK Logistics, is building a platform that will emulate the "Uber-like" model of matching logistics requests to an available pool of verified drivers/ logistics partners that are able to complete the job in the specified time and price. As part of a complete holistic business solution, Digimatic Group will also provide branding and marketing expertise to the project via its subsidiary Digimatic Creatives to support the brand activation activities both offline and online to promote the portal.

With a key focus on creating value and providing a meaningful customer journey for every of its clients, Digimatic Group aims to help brand owners and businesses build sustainable platforms of growth that will propel their business further. The Group also has a vested interest in many of the platforms it builds for customers, and prefers to own a stake in each of the online businesses it helps its clients to create.

This provides not only re-assurance to the client that Digimatic Group has faith in the work that they do, but also allows them to focus more on their core businesses while allowing Digimatic Group to grow the online business together with them. By taking a stake in each business it helps to grow, Digimatic Group will also benefit

from greater revenues, larger databases of consumers or businesses and an intimate understanding of the online environment in various businesses.

By helping brands connect to their customers, Digimatic Group will also grow faster in terms of its revenue, improve its capabilities and become more established in the long run as a digital disruptor in the technology space.

Besides just building platforms, Digimatic Group works on digital marketing online via Digimatic Media and mobile via Wewe Media, plus public educational activities via its sub-brand Ace Profits Academy. The team drives traffic and leads to the websites and works on providing real conversions for their clients.

Digimatic Group will also grow faster in terms of its revenue, improve its capabilities and become more established in the long run as a digital disruptor in the technology space.



CREATING LONG TERM VALUE FOR SHAREHOLDERS

Digimatic Group creates sustainable business solutions for brands that would like to seize opportunities for growth via online channels by designing holistic branding, marketing and technology solutions that add value to businesses as a whole and generate sustainable ROI.

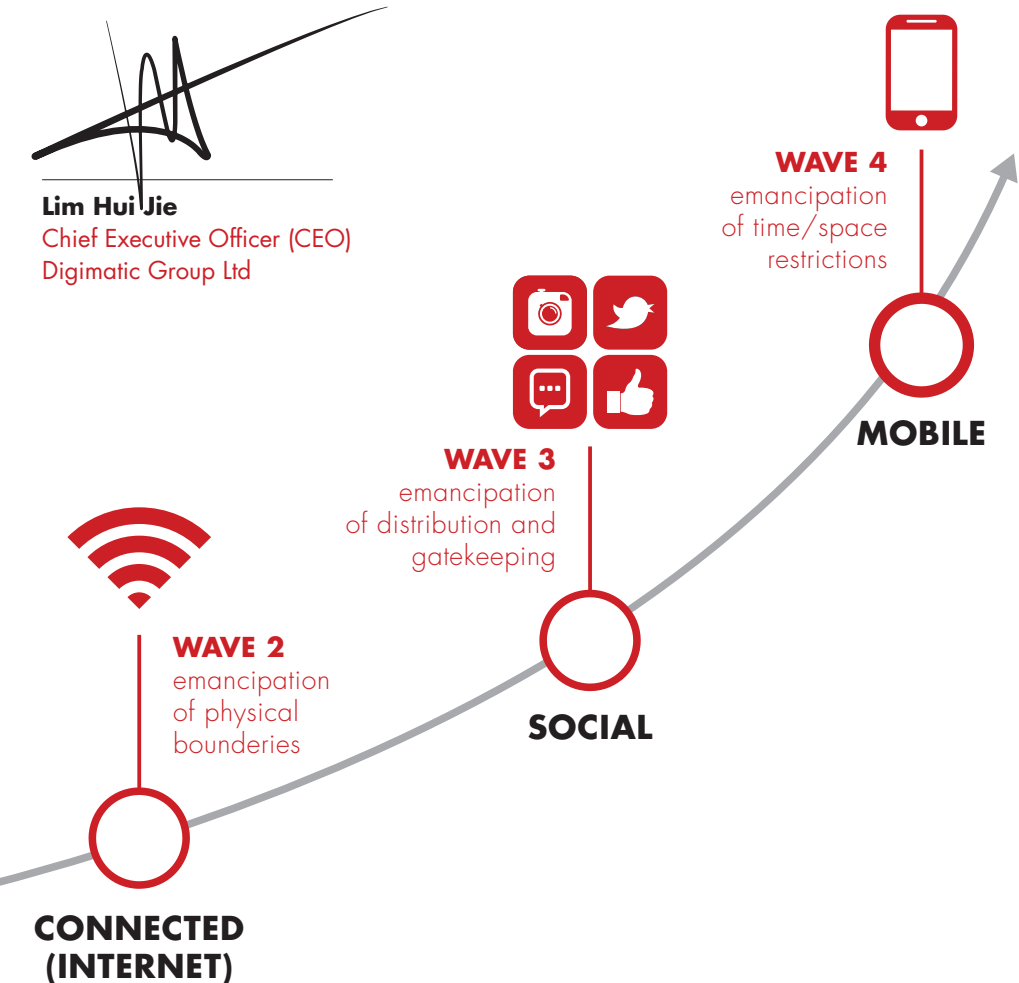
The team has been working hard on generating value for our clients, and along the way we may have been lacking in planning our overall investor relations activities. However, we are closing this gap by planning more events, email updates and website updates in the coming months.

With a dynamic young team, a solid revenue-generating and sustainable business model, plus strong management team with vast business experiences and strategic mindset, we believe Digimatic Group is well poised to achieve its long-term goals and to unleash greater value to its shareholders and stakeholders.

Digimatic Group helps brands by designing holistic branding, marketing and technology solutions that add value to businesses as a whole and generate sustainable ROI.

Thank you.


Lim Hui Jie
Chief Executive Officer (CEO)
Digimatic Group Ltd



OUR MILESTONES

DIGIMATIC GROUP LTD

IS A GLOBAL BRAND ENABLER THAT EMPOWERS BRANDS TO CONNECT TO THEIR CUSTOMERS IN THE MOST EFFECTIVE WAY.

DMC : Digimatic Group Ltd

DMM : Digimatic Media Pte Ltd

WWM : Wewe Media Group Pte Ltd

DMS : Digimatic Solutions Pte Ltd

16 DEC 2015

DMC

- successfully listed (ASX:DMC) with
- total applications of **A\$ 26M**
 - oversubscribed by **A\$ 10M**
 - effective raise of **A\$ 16M**

Market Cap of **A\$ 300M**
as of 16 DEC 2015

2015

DMM, WWM & DMS

merged to form

DMC

- >150 empowered brands
- >50,000 customer database
- >1 billion visits per year

2014

DMM & WWM

- >100 countries reached
- >100M visits per month

DMS

Appointed IDA CFC
partner for
eCommerce

2013

**DMM, WWM
& DMS**

incorporated
respectively

FEB 2016

Acquisition of
AP Media Pte Ltd

JULY 2016

**Digimatic Australia
Pty Ltd**

established in Melbourne

JUNE 2016

Acquisition of Subsidiary by
DMM

**Digimatic Media
Sdn Bhd**

SEPT 2016

**Anonymous
Production Sdn Bhd**

Subsidiary of AP Media Pte Ltd
set up in Malaysia

OCT 2016

AP Media Pte Ltd successfully
rebrands to
**Digimatic Creatives
Pte Ltd**

BEST STONE

OUR COUNTRY PRESENCE



MARKET OUTREACH:
USA

MARKET OUTREACH:
Canada

MARKET OUTREACH:
Netherlands

MARKET OUTREACH:
Germany

MARKET OUTREACH:
Estonia

MARKET OUTREACH:
Italy

MARKET OUTREACH:
Spain

MARKET OUTREACH:
Cyprus

MARKET OUTREACH:
Cambodia

MARKET OUTREACH:
China

MARKET OUTREACH:
Hong Kong

HQ:
Singapore

SUBSIDIARY
(Office for Digimatic Media
and Digimatic Creatives)
Malaysia

PARTNER OFFICES:
Philippines

SUBSIDIARY:
Australia

MARKET OUTREACH:
India

MARKET OUTREACH:
Thailand

MARKET OUTREACH:
Vietnam

MARKET OUTREACH:
Indonesia

The best way to **predict
the future** is to create it.
The future belongs to those
who **prepare it today.**

- **BARACK OBAMA**
44TH U.S. PRESIDENT

KEY HIGHLIGHTS SINCE APRIL 2016

OCTOBER 2016



Digimatic Media runs large scale successful Ace Wealth Convention 2016 in Furama City Centre hotel to a maximum capacity of more than 700 people.



Digimatic Creatives

AP Media Pte Ltd rebrands to Digimatic Creatives Pte Ltd to reflect its new role as the official branding arm of Digimatic Group Ltd.



Veymax website <http://zunmeng.net/> was launched in Hong Kong at Alpha Asia 2016 on 21st October to an exclusive group of high net worth value investors. Veymax is a unique platform that combines eCommerce with additional features such as gaming, loyalty reward programmes and more.

SEPTEMBER 2016



Wewe Media launches Moboost application on Google Playstore as an all-in-one Android booster application to help users.



Digimatic Media

**Anonymous
production**
digital : visual : media

New offices for Digimatic Media and AP Media Pte Ltd established in KL, Malaysia.



Digimatic Solutions secures a deal to build a mobile application for Parex Group, a globally trusted brand in tile adhesive and waterproofing space.

AUGUST 2016



New eCommerce Uber-like logistics matching portal confirmed to be built for ARK Logistics, an established logistics player in Indonesia. The complete solution for the client proposed by Digimatic Solutions encompasses a full end-to-end branding and marketing plus technology platform for the client.

JULY 2016



Advance Systems and Consultants (HK) Company Ltd establishes a new partnership with Digimatic Solutions to work on a new eMarketplace solution for fashion brands and consumers that will cater to the Hong Kong and China market.



Digimatic Group

Digimatic Group establishes Australian office in Melbourne to better cater to the needs of Australian customers.

JUNE 2016



Digimatic establishes its first deal in Indonesia. PT Bank CIMB Niaga TBK via PT Inputronik Utama signs agreement with Digimatic Solutions to explore the building of an eMarketplace for merchants and consumers.

MAY 2016



Sheraton

Digimatic Creatives secured and filmed Sheraton Hong Kong's One Hour Gems 360 Video which is now live on their website: <https://bit.ly/2fk0E4G>

APRIL 2016



Digimatic Creatives, working alongside CNBC Asia, launches a campaign for Wonderful Indonesia comprising of realistic 360 video footage and television commercials for the cities of Jakarta and Bali, focusing on the themes of Business and Romance.

HALF-YEAR REPORT FY2017

Digimatic Group Ltd. and its subsidiaries

Company Registration Number: 201505599H
ABRN 605 944 198

DIRECTORS' STATEMENT AND
FINANCIAL STATEMENTS
FOR THE SIX MONTHS ENDED 30
SEPTEMBER 2016

CONTENTS

GENERAL INFORMATION

DIRECTORS' STATEMENT

REVIEW REPORT

STATEMENT OF FINANCIAL POSITION

INTERIM CONSOLIDATED STATEMENT OF COMPREHENSIVE INCOME

INTERIM STATEMENT OF CHANGES IN EQUITY

INTERIM CONSOLIDATED STATEMENT OF CASH FLOWS

NOTES TO THE FINANCIAL STATEMENTS

Digimatic Group Ltd. and its subsidiaries
General Information
For the six-month period ended 30 September 2016

Directors	Mr Clive Tan Che Koon (Non-Executive Chairman) Mr Lim Hui Jie (Managing Director and Chief Executive Officer) Mr Ivan Ong Shao Kuang (Executive Director) Mr Zane Robert Lewis (Non-Executive Director and Compliance Manager)
Company secretary (Singapore)	Ms Amanda Thum Sook Fun
Company secretary (Australia) Compliance Manager (Australia)	SmallCap Corporate Pty Ltd Suite 6, 295 Rokeby Road Subiaco WA 6008
Registered office (Singapore)	82 Ubi Avenue 4 ,#06-04 Edward Boustead Centre Singapore 408832
Registered office (Australia)	SmallCap Corporate Pty Ltd Suite 6, 295 Rokeby Road Subiaco WA 6008
Principal place of business	82 Ubi Avenue 4 ,#06-04 Edward Boustead Centre Singapore 408832
Share registrar	Link Market Services Limited Level 4, Central Park 152-158 St Georges Terrace Perth WA 6000
Auditors	Kong, Lim & Partners LLP Public Accountants and Chartered Accountants 13A MacKenzie Road Singapore 228676 Partner in charge: Lim Yeong Seng
Stock exchange listing	Digimatic Group Ltd.'s shares are listed on the Australian Securities Exchange (ASX code: DMC)
Website	www.digimaticgroup.com

Digimatic Group Ltd. and its subsidiaries
Directors' Statement

In the opinion of the directors,

- (a) to the best of our knowledge, nothing has come to the attention of the Board of Directors of the Company which may render the accompanying interim financial information for the six months ended 30 September 2016 to be false or misleading; and
- (b) at the date of this statement there are reasonable grounds to believe that the Company will be able to pay its debts as and when they fall due.

On Behalf of the Board of Directors,


Lim Hui Jie
Director
Ivan Ong Shao Kuang
Director

Singapore, 24 November 2016

REPORT ON REVIEW OF INTERIM FINANCIAL INFORMATION TO THE MEMBERS OF DIGIMATIC GROUP LTD.

13A MacKenzie Road
Singapore 228676
Tel. (65) 6227 4180
Fax. (65) 6324 0213
konglim@klp.com.sg
www.konglim.com.sg



Introduction

We have reviewed the accompanying statement of financial position of Digimatic Group Ltd. as of 30 September 2016 and the related statements of comprehensive income, changes in equity and cash flows for the six-month period then ended, and a summary of significant accounting policies and other explanatory notes. Management is responsible for the preparation and fair presentation of this interim financial information in accordance with Singapore Financial Reporting Standards, Interim Financial Reporting ("FRS 34"). Our responsibility is to express a conclusion on this interim financial information based on our review.

Scope of Review

We conducted our review in accordance with the Singapore Standard on Review Engagements 2410, "Review of Interim Financial Information Performed by the Independent Auditor of the Entity". A review of interim financial information consists of making inquiries, primarily of persons responsible for financial and accounting matters, and applying analytical and other review procedures. A review is substantially less in scope than an audit conducted in accordance with Singapore Standards on Auditing and consequently does not enable us to obtain assurance that we would become aware of all significant matters that might be identified in an audit. Accordingly, we do not express an audit opinion.

Conclusion

Based on our review, nothing has come to our attention that causes us to believe that the accompanying interim financial information does not present fairly, in all material respects, the financial position of the Group as at 30 September 2016, and of its financial performance and its cash flows for the six-month period then ended in accordance with FRS 34.

KONG, LIM & PARTNERS LLP

Public Accountants and Chartered Accountants

Singapore, 24 November 2016

Digimatic Group Ltd. and its subsidiaries Statement of Financial Position As at 30 September 2016

	Note	30.9.2016 S\$	31.3.2016 (Audited) S\$
Assets			
Non-current assets			
Property, plant and equipment	4	538,620	466,426
Intangible assets	5	4,003,206	3,619,771
Investment in subsidiaries	6	-	-
Other investment	7	100,000	-
		<u>4,641,826</u>	<u>4,086,197</u>
Current assets			
Inventories	8	4,325	4,325
Trade and other receivables	9	3,384,133	2,642,651
Prepayment		219,680	80,021
Fixed deposits	10	9,500,000	5,000,000
Cash and cash equivalents	11	3,126,982	9,582,988
		<u>16,235,120</u>	<u>17,309,985</u>
Total assets		<u>20,876,946</u>	<u>21,396,182</u>
Equity and liabilities			
Equity			
Share capital	12	17,332,503	17,332,503
Retained earnings		125,479	90,585
Foreign currency translation reserve	13	(1,690)	(1,592)
		<u>17,456,292</u>	<u>17,421,496</u>
Non-controlling interest		308,464	312,449
Total equity		<u>17,764,756</u>	<u>17,733,945</u>
Current liabilities			
Trade and other payables	14	1,696,902	2,396,414
Unearned revenue	15	1,048,357	884,868
Provision for income tax		126,517	155,548
		<u>2,871,776</u>	<u>3,436,830</u>
Non-current liabilities			
Provision for reinstatement cost	16	65,000	50,000
Deferred tax liabilities		175,414	175,407
		<u>240,414</u>	<u>225,407</u>
Total liabilities		<u>3,112,190</u>	<u>3,662,237</u>
Total equity and liabilities		<u>20,876,946</u>	<u>21,396,182</u>

The accompanying notes form an integral part of these financial statements.

Digimatic Group Ltd. and its subsidiaries
Interim Consolidated Statement of Comprehensive Income
For the six months ended 30 September 2016

	Note	30.9.2016	30.9.2015
		S\$	S\$
Revenue	17	8,507,834	3,043,587
Cost of sales		(5,801,983)	(1,847,575)
Gross profit		2,705,851	1,196,012
Other income	18	110,114	591,673
Other items of expense			
Administrative expenses		(2,750,163)	(793,705)
Finance expenses	19	-	(2,500)
Other expenses		(18,041)	-
Profit before tax	20	47,761	991,480
Income tax expense	22	(21,752)	-
Profit after tax		26,009	991,480
Other comprehensive income:			
Foreign currency translation		(98)	1,992
Other comprehensive income for the period, net of tax		(98)	1,992
Total comprehensive income for the period		25,911	993,472
Total profit after tax attributable to:			
Owners of the Company		34,894	991,480
Non-controlling interest		(8,885)	-
		26,009	991,480
Total comprehensive income attributable to:			
Owners of the Company		34,796	993,472
Non-controlling interest		(8,885)	-
		25,911	993,472
Earnings per share (cents per share)			
Basic	23	0.008	0.25
Diluted	23	0.008	0.25

The accompanying notes form an integral part of these financial statements.

Digimatic Group Ltd. and its subsidiaries
Interim Statement of Changes in Equity
For the six months ended 30 September 2016

	Attributable to the equity holder of the Company				Non-controlling interest	Total equity
	Share capital	Retained earnings	Foreign currency translation reserve	Total equity		
	S\$	S\$	S\$	S\$	S\$	S\$
Balance at 01.4.2015	4,250	(765,910)	-	(761,660)	-	(761,660)
Issuance of shares	2,053,519	-	-	2,053,519	-	2,053,519
Profit for the year	-	991,480	-	991,480	-	991,480
Other comprehensive income	-	-	1,992	1,992	-	1,992
Foreign currency translation	-	991,480	1,992	993,472	-	993,472
Total comprehensive income for the period	2,057,769	225,570	1,992	2,285,331	-	2,285,331
Balance at 30.9.2015	17,332,503	90,585	(1,592)	17,421,496	312,449	17,733,945
Balance at 01.4.2016	-	-	-	-	4,900	4,900
Acquisition of subsidiary	-	34,894	-	34,894	(8,885)	26,009
Profit for the year	-	-	-	-	-	-
Other comprehensive income	-	-	(98)	(98)	-	(98)
Foreign currency translation	-	34,894	(98)	34,796	(8,885)	25,911
Total comprehensive income for the period	17,332,503	125,479	(1,690)	17,456,292	308,464	17,764,756
Balance at 30.9.2016						

The accompanying notes form an integral part of these financial statements.

Digimatic Group Ltd. and its subsidiaries
Interim Consolidated Statement of Cash Flows
For the six months ended 30 September 2016

	30.9.2016	30.9.2015
	S\$	S\$
Cash flows from operating activities		
Profit before tax	47,761	991,480
Adjustment for:		
Amortisation of intangible assets	26,122	2,267
Depreciation of property, plant and equipment	119,238	7,596
Interest expenses	-	2,500
Currency realignment	(5,917)	9,279
Gain from bargain purchase	-	(59,035)
Interest income	(60,700)	-
Waiver of loan from shareholder	-	(520,000)
Operating cash flows before changes in working capital	126,504	434,087
Working capital changes in:		
Inventories	-	906
Trade and other receivables	(684,035)	(861,159)
Prepayment	(139,631)	78,341
Trade and other payables	57,353	640,608
Unearned revenue	163,489	222,773
Cash flows (used in)/generated from operations	(476,320)	515,556
Income tax paid	(51,027)	(22,800)
Net cash flows (used in)/generate from operating activities	(527,347)	492,756
Cash flows from investing activities		
Acquisition of subsidiary, net of cash acquired	(808,333)	1,742,848
Other investment	(100,000)	-
Purchase of property, plant and equipment	(176,384)	(29,832)
Purchase of intangible assets	(369,452)	(120,753)
Fixed deposits	(4,500,000)	-
Interest received	17,600	-
Net cash flows (used in)/generated from investing activities	(5,936,569)	1,592,263
Cash flows from financing activities		
Proceeds from issuance of shares	-	4,110
Interest paid	-	(2,500)
Net cash flows generated from financing activities	-	1,610
Net (decrease)/increase in cash and cash equivalents	(6,463,916)	2,086,629
Cash and cash equivalents at beginning of the period	9,582,989	-
Effect of currency translation on cash and cash equivalents	7,909	-
Cash and cash equivalents at end of the period	3,126,982	2,086,629

The accompanying notes form an integral part of these financial statements.

Digimatic Group Ltd. and its subsidiaries
Notes to the Financial Statements
For the six months ended 30 September 2016

These notes form an integral part and should be read in conjunction with the accompanying financial statements.

1. GENERAL

Digimatic Group Ltd. (the "Company") is a limited liability company incorporated and domiciled in Singapore and is listed on the Australian Securities Exchange (ASX). The registered office and principal place of business of the Company is located at 82 Ubi Avenue 4, #06-04, Edward Boustead Centre, Singapore 408832.

The principal activities of the Company are an investment holding company, development of other software and programming activities.

The principal activities of the subsidiaries are disclosed in Note 6 to the financial statements.

2. BASIS OF PREPARATION AND CHANGES IN ACCOUNTING POLICES

The interim financial statements of the Group have been prepared in accordance with Singapore Financial Reporting Standards 34 (FRS 34), Interim Financial Reporting.

The interim financial statements do not include all the information and disclosures required in the annual financial statement, and should be read in conjunction with the Group's annual financial statement as at 31 March 2016.

The financial statements have been prepared on the historical cost basis except as disclosed in the accounting policies below.

The financial statements are presented in Singapore Dollar (S\$).

The accounting policies adopted in the preparation of the interim financial information are consistent with those followed in the preparation of the Group's annual consolidated financial statements for the financial year ended 31 March 2016, except for the adoption of new standards effective as of 1 April 2016. The adoption of these standards did not have any effect on the financial performance or position of the Group.

The Group has not early adopted any standard, interpretation or amendment that has been issued but is not yet effective. The standards, interpretation and amendments to FRS that were issue but not effective as of 1 April 2016 are not expected to have a material impact on the financial performance or position of the Group in the period of their initial adoption.

3. SIGNIFICANT ACCOUNTING JUDGMENTS AND ESTIMATES

The preparation of the interim financial statements requires management to make judgements, estimates and assumptions that affect the reported amounts of revenues, expenses, assets and liabilities, and the disclosure of contingent liabilities at the reporting date. Uncertainty about these assumptions and estimates could result in outcomes that require a material adjustment to the carrying amount of the asset or liability affected in the future periods.

3.1 Judgements made in applying accounting polices

In the process of applying the Group's accounting policies, management has made the following judgements, apart from those involving estimations, which have the most significant effect on the amounts recognised in the financial statements.

3. SIGNIFICANT ACCOUNTING JUDGMENTS AND ESTIMATES (CONTINUED)

3.1 Judgements made in applying accounting policies (continued)

The management is of the opinion that there are no significant judgments made in applying accounting estimates and policies that have a significant risk of causing a material adjustment to the carrying amounts of assets and liabilities within the next financial year.

3.2 Key sources of estimation uncertainty

The key assumptions concerning the future and other key sources of estimation of uncertainty at the end of the reporting period are discussed below. The Group based its assumptions and estimates on parameters available when the financial statements were prepared. Existing circumstances and assumptions about future developments, however, may change due to market changes or circumstances arising beyond the control of the Group. Such changes are reflected in the assumptions when they occur.

a) Useful lives of property, plant and equipment

The useful life of an item of property, plant and equipment is estimated at the time the asset is acquired and is based on historical experience with similar assets and takes into account anticipated technological or other changes. If changes occur more rapidly than anticipated or the asset experiences unexpected level of wear and tear, the useful life will be adjusted accordingly. The carrying amount of the Group's property, plant and equipment at 30 September 2016 was S\$538,620 (31 March 2016: S\$466,426).

b) Impairment of intangible assets

As disclosed in Note 5 to the financial statements, the recoverable amounts of the cash generating units which goodwill and brands have been allocated to are determined based on value in use calculations. The value in use calculations are based on a discounted cash flow models. The recoverable amount is most sensitive to the discount rate used for the discounted cash flow model as well as the expected future cash inflows and the growth rate used for extrapolation purposes. The key assumptions applied in the determination of the value in use including a sensitivity analysis, are disclosed and further explained in Note 5 to the financial statements.

The carrying amount of the intangible assets as at 30 September 2016 for the Group is S\$4,003,206 (31 March 2016: S\$3,619,771).

c) Impairment of loans and receivables

The Group assesses at the end of each reporting period whether there is any objective evidence that a financial asset is impaired. Factors such as the probability of insolvency or significant financial difficulties of the debtor and default or significant delay in payments are objective evidence of impairment. In determining whether there is objective evidence of impairment, the Group considers whether there is observable data indicating that there have been significant changes in the debtor's payment ability or whether there have been significant changes with adverse effect in the technological, market, economic or legal environment in which the debtor operates in.

Where there is objective evidence of impairment, the amount and timing of future cash flows are estimated based on historical loss experience for assets with similar credit risk characteristics. The carrying amount of the Group's trade and other receivables at the end of the reporting period is disclosed in Note 9 to the financial statements.

4. PROPERTY, PLANT AND EQUIPMENT

	Computers	Furniture and fittings	Office equipment	Production equipment	Renovation	Total
	S\$	S\$	S\$	S\$	S\$	S\$
Group Cost						
At 01.4.2016	72,368	39,098	16,281	11,487	412,509	551,743
Additions	16,881	9,728	-	-	164,775	191,384
Exchange differences	169	5	-	-	-	174
At 30.9.2016	89,418	48,831	16,281	11,487	577,284	743,301
Accumulated depreciation						
At 01.4.2016	18,350	7,753	2,656	413	56,145	85,317
Depreciation	18,374	8,867	3,845	2,377	85,775	119,238
Exchange differences	123	3	-	-	-	126
At 30.9.2016	36,847	16,623	6,501	2,790	141,920	204,681
Net carrying amount						
At 31.3.2016	54,018	31,345	13,625	11,074	356,364	466,426
At 30.9.2016	52,571	32,208	9,780	8,697	435,364	538,620

5. INTANGIBLE ASSETS

	Goodwill	Brands	Trademark	Computer software	Development cost – work in progress	Total
	S\$	S\$	S\$	S\$	S\$	S\$
Group Cost						
At 01.4.2016	2,320,895	1,024,435	38,007	135,968	139,531	3,658,836
Additions	-	-	-	20,050	349,402	369,452
Acquisition of subsidiary	40,081	-	-	-	-	40,081
Exchange differences	-	-	-	-	29	29
At 30.9.2016	2,360,976	1,024,435	38,007	156,018	488,962	4,068,398
Accumulated amortisation						
At 01.4.2016	-	-	-	39,065	-	39,065
Amortisation	-	-	-	26,122	-	26,122
Exchange differences	-	-	-	5	-	5
At 30.9.2016	-	-	-	65,192	-	65,192
Net carrying amount						
At 31.3.2016	2,320,895	1,024,435	38,007	96,903	139,531	3,619,771
At 30.9.2016	2,360,976	1,024,435	38,007	90,826	488,962	4,003,206

5. INTANGIBLE ASSETS (CONTINUED)

Brands

Brands relate to “Wewe” and “ShangCommerce” brand names for the Group’s Media and Solutions businesses.

Trademark

Trademark relates to the source code relating to the operating system of the e-commerce platform. The source code covers both the front-end and back-end aspects of the e-commerce platform, enabling a user friendly platform and scalability of the e-commerce platform. The quality of its e-commerce marketplace and its underlying source code, has been acknowledged by Infocomm Development Authority of Singapore (“IDA”) to be designated as one of the three approved service providers for e-commerce Call for Collaboration (“CFC”). The source code has been internally developed by Digimatic Solutions IT team since 2014.

Development costs

Development costs relates to the development of software application which has yet to be completed. Development costs have a finite useful life and are amortised over the period of expected sales from the related project (ranging from 3 to 5 years) on a straight line basis.

Impairment testing of goodwill and brands

Goodwill and brands acquired through business combinations have been allocated to three cash-generating units (CGU), which are also the reportable operating segments, for impairment testing as follows:

- Creatives
- Media
- Solutions

The carrying amounts of goodwill and brands allocated to each CGU are as follows:

	Creatives segment	Media segment	Solutions segment	Total
	S\$	S\$	S\$	S\$
30.9.2016				
Goodwill	1,410,429	173,129	777,418	2,360,976
Brands	-	407,814	616,621	1,024,435
	Creatives segment	Media segment	Solutions segment	Total
	S\$	S\$	S\$	S\$
31.3.2016 (Audited)				
Goodwill	1,415,529	127,948	777,418	2,320,895
Brands	-	407,814	616,621	1,024,435

5. INTANGIBLE ASSETS (CONTINUED)

The recoverable amounts of the CGUs have been determined based on value in use calculations using cash flow projections from financial budgets approved by management covering a four-year period. The pre-tax discount rate applied to the cash flow projections and the forecasted growth rates used to extrapolate cash flow projections beyond the four-year period are as follows:

	Creatives segment		Media segment		Solutions segment	
	30.9.2016	31.3.2016 (Audited)	30.9.2016	31.3.2016 (Audited)	30.9.2016	31.3.2016 (Audited)
Growth rates	13%	13%	13%	3% - 13%	13%	13%
Pre-tax discount rates	15%	15%	15%	14% - 17%	15%	15%

Key assumptions used in the value in use calculation

The calculations of value in use for both the CGUs are most sensitive to the following assumptions:

Budgeted gross margins – Gross margins are based on average values achieved in the four years preceding the start of the budget period. These are increased over the budget period for anticipated efficiency improvements. An increase of 13% per annum has been applied.

Growth rates – The forecasted growth rates are based on the Singapore's expected long term real growth rate of between 2% and 4% according to Ministry of Trade and Industry of Singapore and also based on Euromonitor's forecasts of a 13% CAGR for online retail revenue over 2014 to 2017.

Pre-tax discount rates – Discount rates represent the current market assessment of the risks specific to each CGU, regarding the time value of money and individual risks of the underlying assets which have not been incorporated in the cash flows estimates. The discount rate calculation is based on the specific circumstances of the Group and its operating segment and derived from its weighted average cost of capital (WACC). The WACC takes into account both debt and equity. The cost of equity is derived from the expected return on investment by the Group's investors. The cost of debt is based on the interest bearing borrowings the Group is obliged to service.

Market share assumptions – These assumptions are important because, as well as using management's estimate for growth rates (as noted above), management assesses how the CGUs' position, relative to its competitors, might change over the budget period. Management expects the Group's share of the solutions, media and creatives market to be stable over the budget period.

Sensitivity to changes in assumptions

Management believes that no reasonably possible changes in any of the above key assumptions would cause the carrying value of the unit to materiality exceed its recoverable amount.

6. INVESTMENT IN SUBSIDIARIES

a) Composition of the Group

The Group had the following subsidiaries:

Name	Principal place of business	Principal activities	Proportion (%) of ownership interest	
			30.9.2016	31.3.2016
			%	(Audited) %
Held by the Company				
Digimatic Ventures Ltd**	Mauritius	Investment activities	100	-
Digimatic Australia Pty Ltd***	Australia	Business and management consultancy, E-commerce	100	-
Digimatic Creatives Pte. Ltd. (f.k.a AP Media Private Limited)	Singapore	Motion picture/video production	51	51
Digimatic Media Private Limited	Singapore	Conducting business courses/advertising activities	100	100
Digimatic Solutions Pte. Ltd.	Singapore	Business and management consultancy, E-commerce	100	100
Wewe Media Group Pte. Ltd.	Singapore	Advertising activities	100	100
Held by the subsidiary				
Digimatic Media Sdn Bhd*	Malaysia	Conducting business courses	100	-
Anonymous Production Sdn. Bhd.****	Malaysia	Motion picture/video production	100	-

* Acquired on 1 June 2016

** Incorporated on 22 March 2016

*** Incorporated on 1 July 2016

**** Incorporated on 28 September 2016

b) Interest in subsidiaries with material non-controlling interest (NCI)

The Group has the following subsidiary that has NCI that are material to the Group:

Name	Principal place of business	Proportion of ownership interest held by non-controlling interest	Profit/(Loss) allocated to NCI during the reporting period S\$	Accumulated NCI at the end of reporting period S\$	Dividend paid to NCI S\$
30.9.2016:					
Digimatic Creatives Pte Ltd (f.k.a AP Media Private Limited)	Singapore	49%	(8,885)	308,464	-
31.3.2016 (Audited):					
Digimatic Creatives Pte Ltd (f.k.a AP Media Private Limited)	Singapore	49%	166,525	312,449	-

There was no significant restriction on the acquisition of the subsidiary.

Digimatic Group Ltd. and its subsidiaries
Notes to the Financial Statements
For the six months ended 30 September 2016

6. INVESTMENT IN SUBSIDIARIES (CONTINUED)

c) Summarised financial information about subsidiary with material NCI

Summarised financial information including goodwill on acquisition and consolidation adjustments but before intercompany eliminations of subsidiaries with material non-controlling interests are as follows:

Summarised statement of financial position:

	Digimatic Creatives Pte Ltd (f.k.a AP Media Private Limited)	
	30.9.2016	31.3.2016
	S\$	S\$
Current		
Assets	935,116	759,405
Liabilities	(354,969)	(177,855)
Net current assets	580,147	581,550
Non-current		
Assets	49,373	56,102
Liabilities	-	-
Net non-current assets	49,373	56,102
Net assets	629,520	637,652

Summarised statement of comprehensive income:

	Digimatic Creatives Pte Ltd (f.k.a AP Media Private Limited)	
	30.9.2016	30.9.2015
	S\$	S\$
Revenue	676,646	-
Profit before income tax	(18,132)	-
Income tax expenses	-	-
Total comprehensive income for the period	(18,132)	-

d) Acquisition of subsidiary

On 1 June 2016 (the "acquisition date"), the wholly owned subsidiary, Digimatic Media Private Limited acquired 100% equity interest in Digimatic Media Sdn Bhd, a private limited company incorporated in Malaysia. The principal activities of Digimatic Media Sdn Bhd are to conduct business courses.

Digimatic Group Ltd. and its subsidiaries
Notes to the Financial Statements
For the six months ended 30 September 2016

6. INVESTMENT IN SUBSIDIARIES (CONTINUED)

d) Acquisition of subsidiary (continued)

The fair value of the identifiable assets and liabilities of Digimatic Media Sdn Bhd as at the acquisition date were:

	Digimatic Media Sdn Bhd S\$
Prepayments	27
Cash and cash equivalents	1
	28
Trade and other payables	4,286
	4,286
Total identifiable net liabilities at fair value	(4,258)
Goodwill arising from acquisition	4,258
	-
Consideration transferred for the acquisition of the subsidiary	
Cash paid	1
Total consideration transferred	1

Effect of the acquisition of subsidiary on cash flows

Total consideration	1
Consideration settled in cash	1
Less: Cash and cash equivalents of subsidiary acquired	(1)
Net cash inflow	-

7. OTHER INVESTMENT

	30.9.2016 S\$	31.3.2016 (Audited) S\$
Unquoted shares	100,000	-
	100,000	-

8. INVENTORIES

The inventories comprise of portable LED photo booth.

Digimatic Group Ltd. and its subsidiaries
Notes to the Financial Statements
For the six months ended 30 September 2016

9. TRADE AND OTHER RECEIVABLES

	30.9.2016	31.3.2016
	S\$	(Audited)
	S\$	S\$
Trade receivables		
• related companies	62,942	150,050
• third parties	2,445,266	1,583,540
Other receivables	361,367	318,843
Amount due from directors	60,140	405,130
Deposits	135,522	142,189
Unbilled revenue	318,896	42,899
	<u>3,384,133</u>	<u>2,642,651</u>

Trade receivables

Trade receivables are non interest bearing and are generally on 0-180 days term.

Amount due from directors are non-trade, unsecured, interest-free and with no fixed terms of repayment.

10. FIXED DEPOSITS

Fixed deposits had maturity of more than three months varies from 25 January 2017 to 18 September 2017 and had a weighted average effective interest rate of 1.20% per annum.

11. CASH AND CASH EQUIVALENTS

	30.9.2016	31.3.2016
	S\$	(Audited)
	S\$	S\$
Cash on hand	2,145	1,912
Cash at banks	3,124,837	3,581,076
Fixed deposits	-	6,000,000
	<u>3,126,982</u>	<u>9,582,988</u>

Cash at banks earns interest at floating rates based on daily bank deposit rates. In the previous period, fixed deposits had maturity of three months and had a weighted average effective interest rate of 0.89% per annum.

Digimatic Group Ltd. and its subsidiaries
Notes to the Financial Statements
For the six months ended 30 September 2016

12. SHARE CAPITAL

	30.9.2016		31.3.2016 (Audited)	
	Number of	Amount	Number of	Amount
	shares	S\$	shares	S\$
Issued and fully paid ordinary shares				
At beginning of financial year/period	683,664,000	17,332,503	4,250	4,250
Issuance of shares	-	-	160,905,750	16,389,814
Issued for acquisition of subsidiary	-	-	522,754,000	2,049,409
Share issuance expense	-	-	-	(1,110,970)
At end of financial year/period	<u>683,664,000</u>	<u>17,332,503</u>	<u>683,664,000</u>	<u>17,332,503</u>

The holders of ordinary shares are entitled to receive dividends as and when declared by the Company. All ordinary shares carry one vote per share without restrictions. The ordinary shares have no par value.

13. FOREIGN CURRENCY TRANSLATION RESERVE

The foreign currency translation reserve represents exchange differences arising from the translation of the financial statements whose functional currencies are different from that of the Group's presentation currency.

14. TRADE AND OTHER PAYABLES

	30.9.2016	31.3.2016
	S\$	(Audited)
	S\$	S\$
Trade payables		
• related company	-	7,062
• third parties	408,879	248,634
Other payables	128,889	189,329
Accruals	739,558	1,207,456
Amount due to directors	115,549	426,650
GST payable	110,364	123,620
Deposit from customers	193,663	193,663
	<u>1,696,902</u>	<u>2,396,414</u>

Trade payables are non-interest bearing and are generally payable based on agreed terms between the parties.

Amount due to directors are non-trade, unsecured, interest-free and with no fixed terms of repayment.

Digimatic Group Ltd. and its subsidiaries
Notes to the Financial Statements
For the six months ended 30 September 2016

15. UNEARNED REVENUE

This represents revenue received from customers but not yet recognised to the profit or loss due to service were not yet rendered as at reporting date.

16. PROVISION FOR REINSTATEMENT COST

Provision pertains to the estimated costs of dismantlement, removal or restoration of property, plant and equipment arising from the acquisition or use of assets, which are capitalised and included in the cost of property, plant and equipment.

17. REVENUE

	30.9.2016	30.9.2015
	S\$	S\$
Rendering of services	2,578,136	618,874
Sale of goods	356,623	97,832
Commission income	2,239,027	530,762
Programme fees	3,334,048	1,796,119
	<u>8,507,834</u>	<u>3,043,587</u>

18. OTHER INCOME

The following items have been included in arriving at other income:

	30.9.2016	30.9.2015
	S\$	S\$
Foreign exchange differences	(9,454)	(964)
Gain on acquisition of subsidiary	-	59,036
Interest income	60,700	-
PIC and SME grants	21,678	12,232
Venue rental	9,372	-
Waiver of loan from shareholder	-	520,000
Other income	27,818	1,369
	<u>110,114</u>	<u>591,673</u>

19. FINANCE EXPENSES

	30.9.2016	30.9.2015
	S\$	S\$
Interest on loan	-	2,500

Digimatic Group Ltd. and its subsidiaries
Notes to the Financial Statements
For the six months ended 30 September 2016

20. PROFIT BEFORE TAX

The following items have been included in arriving at profit before tax:

	30.9.2016	30.9.2015
	S\$	S\$
Advertising fees	1,593,674	286,600
Audit fee	33,798	-
Credit card/NETS charges	123,231	70,445
Online marketing expenses	997,818	401,075
Others COS	772,279	163,975
Rental	215,100	90,594
Speakers fees	1,226,516	336,708
Staff and related costs (Note 21)	<u>2,290,457</u>	<u>900,843</u>

21. STAFF AND RELATED COSTS

	30.9.2016	30.9.2015
	S\$	S\$
Directors' remuneration		
Directors' fee	154,080	3,000
Salaries	520,013	141,014
Bonus	17,288	-
CPF contribution	51,010	20,379
Allowances	60	35,399
Commission	203,025	109,979
	<u>945,476</u>	<u>309,771</u>
Staff costs		
Salaries	825,172	295,871
Bonus	46,807	-
CPF contribution	111,208	49,461
Commission	289,729	203,233
Allowances and benefits	72,065	42,507
	<u>1,344,981</u>	<u>591,072</u>
	<u>2,290,457</u>	<u>900,843</u>

22. INCOME TAX EXPENSE

The major components of income tax expense recognised in profit or loss for the periods ended 30 September 2016 and 2015 were:

	30.9.2016	30.9.2015
	S\$	S\$
Current year		
- Under provision in prior year	21,752	-
	<u>21,752</u>	<u>-</u>

Digimatic Group Ltd. and its subsidiaries
Notes to the Financial Statements
For the six months ended 30 September 2016

23. EARNINGS PER SHARE

The basic and diluted earnings per share are calculated by dividing profit net of tax by the weighted average number of ordinary shares during the financial period.

The following table reflect the profit and share data used in the computation of basic and diluted earnings per share for the periods ended 30 September 2016 and 2015:

	30.9.2016	30.9.2015
	S\$	S\$
Profit net of tax used in the computation of earnings per share	34,894	991,480
	<u> </u>	<u> </u>
	30.9.2016	30.9.2015
	No. of shares	No. of shares
Weighted average number of ordinary shares	418,170,860	396,593,252
	<u> </u>	<u> </u>

24. RELATED PARTY TRANSACTIONS

In addition to the related party information disclosed elsewhere in the financial statements, the following significant transactions between the Group and related parties took place at terms agreed between the parties during the financial period.

	30.9.2016	30.9.2015
	S\$	S\$
Revenue:		
Rendering of services to related companies	218,729	109,199
Expenses:		
Interest expense charged by related company	-	2,500
Rental expense charged by related company	3,600	31,200
	<u> </u>	<u> </u>

Related companies

These are subsidiaries and associates of Digimatic Group Ltd. and its subsidiaries, excluding entities within the Group.

Key management compensation

Directors' remuneration is disclosed in Note 21. There are no other key management personnel in the Group other than the directors.

Digimatic Group Ltd. and its subsidiaries
Notes to the Financial Statements
For the six months ended 30 September 2016

25. COMMITMENTS AND CONTINGENCIES

Operating lease commitments

The Group have entered into commercial leases on rental of offices. The lease has average life of 2 years with renewal option included in the contracts. There are no restrictions places upon the Group by entering into these leases.

Future minimum rental payable under non-cancellable operating leases as at the end of reporting period are as follows:

	30.9.2016	30.9.2015
	S\$	S\$
Not later than one year	150,162	-
Later than one year but not later than 5 years	208,435	-
	<u>358,597</u>	<u> </u>

Minimum lease payments recognised as expense in the income statement for the financial period ended 30 September 2016 amounted to S\$187,944 (30 September 2015: S\$37,600).

Contingent liabilities

Except as disclosed in the financial statements, the Group does not have any significant contingent liability at the end of the financial period.

26. FAIR VALUES

The fair value of a financial instrument is the amount at which the instrument could be exchanged or settled between knowledgeable and willing parties in an arm's length transaction.

The following methods and assumptions are used to estimate the fair value of each class of financial instruments for which it is practicable to estimate that value.

Other receivables, fixed deposits, cash and cash equivalents and other payables

The carrying amounts of these balances approximate their fair values due to the short-term nature of these balances.

Trade receivables and trade payables

The carrying amounts of these receivables and payables approximate their fair values as they are subject to normal trade credit terms.

27. SEGMENT INFORMATION

For management purposes, the Group is organised into business units based on their products and services, and has three reportable segments as follows:

- The creatives segment is the branding and marketing arm of Digimatic Group Ltd. and specialises in content creation as well as full end-to-end branding and marketing solutions for clients.
- The media segment is specialists and training academy that assists brands and individuals with the opportunity to achieve business and financial success. Media segment specialises in online performance based marketing, and provides online marketing campaign planning and execution services. Media segment also manages a training academy that provides businesses and individuals with the opportunity to achieve financial stability and success via performance based marketing.
- The solutions segment is the platform and technology provider for brands to market and manage their products and services to a global audience. Solutions segment offer brands a comprehensive range of online and offline platforms and solutions to reach out to their target audiences with products or services tailored to their customers' needs. For example the Solutions segment assists traditional brick and mortar businesses to sell their products on major online market places in the world.

Except as indicated above, no operating segments have been aggregated to form the above reportable operating segments.

Management monitors the operating results of its business units separately for the purpose of making decisions about resource allocation and performance assessment. Segment performance is evaluated based on operating profit or loss which in certain respects, as explained in the table below, is measured differently from operating profit or loss in the consolidated financial statements.

Transfer prices between operating segments are on an arm's length basis in a manner similar to transactions with third parties.

	Creatives	Media	Solutions	Others	Adjustments and elimination	Note	Per consolidated financial statement
	S\$	S\$	S\$	S\$	S\$		S\$
30.9.2016							
Revenue							
External customers	580,861	5,725,620	2,201,353	-	-		8,507,834
Inter-segment	95,785	363,333	-	500,000	(959,118)	A	-
	676,646	6,088,953	2,201,353	500,000	(959,118)		8,507,834
Results:							
Depreciation	13,337	92,859	37,048	2,117	-		145,361
Segment profit	(60,584)	318,281	207,078	(417,015)	-		47,760
Assets:							
Segment assets	984,489	4,054,454	3,423,572	16,666,749	(4,252,318)	A	20,876,946
Liabilities:							
Segment liabilities	354,969	3,117,537	3,238,927	88,768	(3,688,011)	B	3,112,190

27. SEGMENT INFORMATION (CONTINUED)

	Creatives	Media	Solutions	Others	Adjustments and elimination	Note	Per consolidated financial statement
	S\$	S\$	S\$	S\$	S\$		S\$
30.9.2016							
Revenue							
External customers	-	2,680,217	363,370	-	-		3,043,587
Inter-segment	-	-	-	-	-		-
	-	2,680,217	363,370	-	-		3,043,587
Results:							
Depreciation	-	1,743	8,120	-	-		9,863
Segment profit	-	711,817	302,884	(82,257)	59,036		991,480
Assets:							
Segment assets	815,507	3,508,330	1,466,373	17,471,809	(1,865,837)	A	21,396,182
Liabilities:							
Segment liabilities	177,855	2,710,208	1,292,501	901,868	(1,420,195)	B	3,662,237

Notes: Nature of adjustments and eliminations to arrive at amounts reported in the consolidated financial statements

A Inter-segment revenues are eliminated on consolidation.

B The following items are added to segment liabilities to arrive at total liabilities reported in the consolidated statement of financial position:

	30.9.2016	31.3.2016 (Audited)
	S\$	S\$
Deferred tax liabilities	175,414	175,407
Provision for income tax	126,517	155,548
	301,931	330,955

28. COMPARATIVE FIGURES

Change in classification

During 2016, the Company modified the classification of provision for reinstatement cost and expenses to reflect more appropriately for current year presentation.

	Before reclassification 2015	Reclassification made	After reclassification 2015
	S\$	S\$	S\$
Current liabilities	3,486,830	(50,000)	3,436,830
Non current liabilities	175,407	50,000	225,407
Cost of sales	1,533,605	313,970	1,847,575
Administrative expenses	1,107,675	(313,970)	793,705



Digimatic Group



82 Ubi Ave 4, #06-04, Edward Boustead Centre, Singapore 408832
Tel: (65) 6385 5576 Email: enquiry@digimaticgroup.com

HALF-YEAR REPORT FY2017
DRIVING FUTURE COMMERCE