



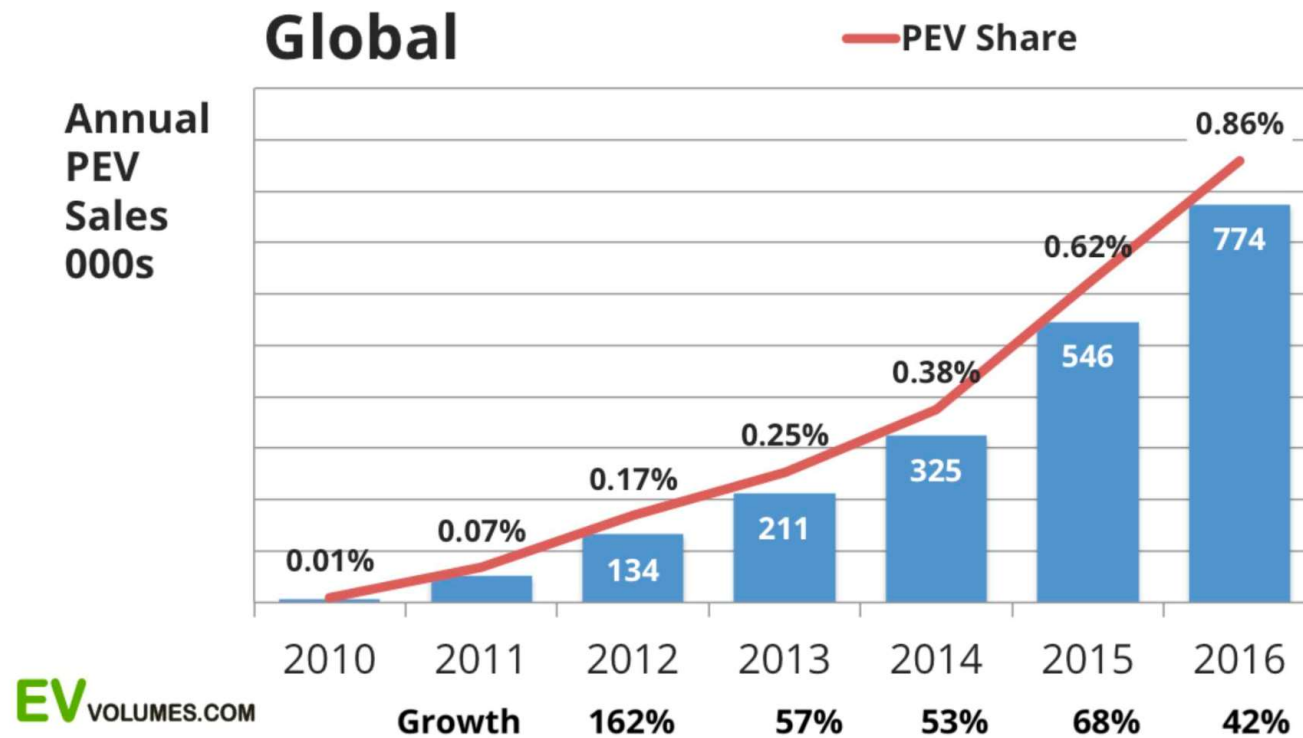
Morgans Breakfast Presentation
15th June 2017

Its About Batteries - Presentation Summary



- Lithium Ion Battery Market
- Development strategy
 - Operating ideas
 - People
 - Value adding strategy
- Project and status report
 - What we are doing now
- Next Steps

Its About Batteries

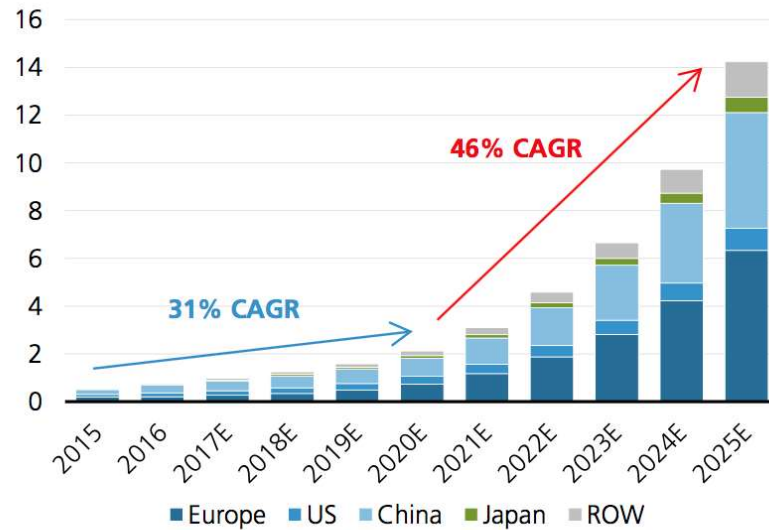


1 based on estimate from Evvolumes.com

Its About Batteries

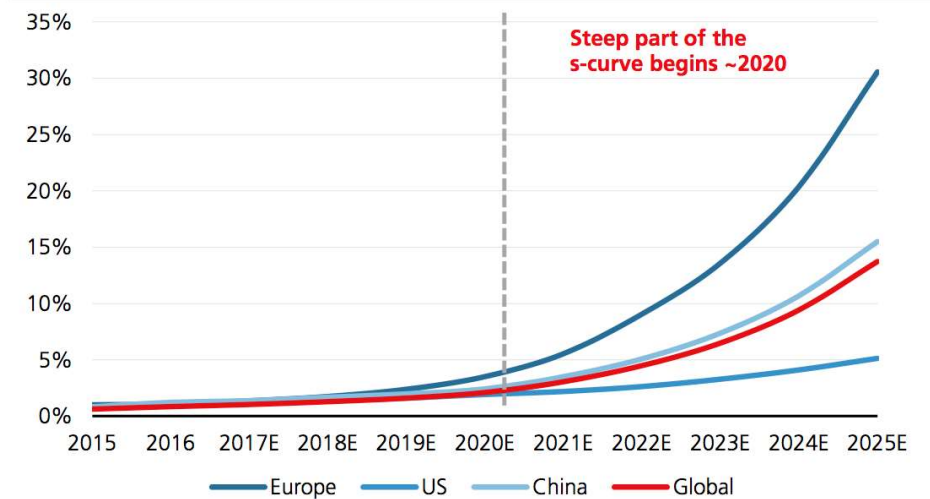


Figure 22: EV sales by region (m units)



Source: UBS estimates

Figure 5: Raising our global EV forecasts – steep part of s-curve getting closer



Source: UBS estimates

30M EV's per annum by 2030!!!!



Last European ICE platform by 2023?

One of the largest global auto parts suppliers, Continental, suggested in its recent Powertrain Strategy presentation that the last ever European ICE-based platform would be launched around 2023. Tier-1 suppliers bid for new model contracts three years out, and for R&D need to look substantially beyond this – so we take this view very seriously as a direct insight into product strategy across all the global OEMs. Conti's 2030 BEV penetration base case of 20% is ahead of the 16% base case we have modelled here. Thus, our base case in this report is that BEV market share penetration rises quickly after 2020 as new products are launched, and then accelerates as technology improves and consumer acceptance rises.

Source - Morgan Stanley Research 2017

BEV = Battery Electric Vehicle

ICE - Internal Combustion Engines

Its About Batteries

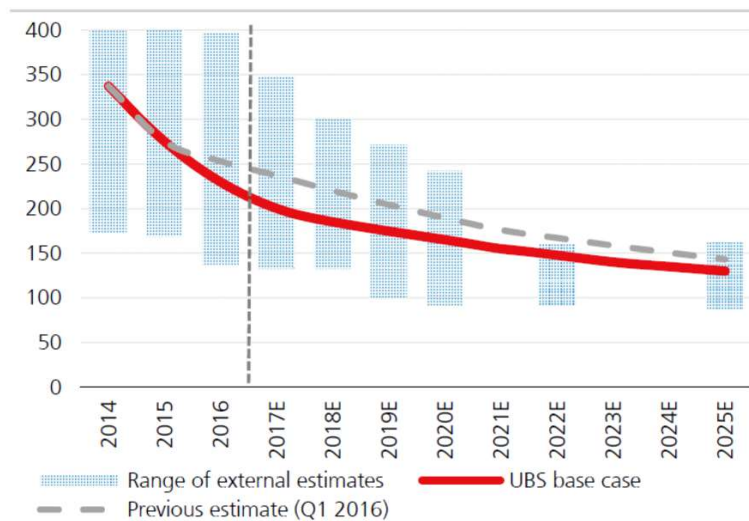
Figure 9: Battery type comparison

	LFP	NCA	NMC
Cathode materials	Lithium Iron Phosphate	Lithium Nickel Cobalt oxide Aluminum	Lithium Nickel Cobalt oxide Manganese
Anode materials	Graphite	Graphite	Graphite
Cost	Low	High	High
Energy density	Low	High	High
Battery life	Long	Short	Long
Safety	High	Mid	Mid
Companies	Chinese battery makers including BYD and ATL	Japanese battery makers including Panasonic (Tesla)	Samsung SDI, LG Chem

Source: UBS

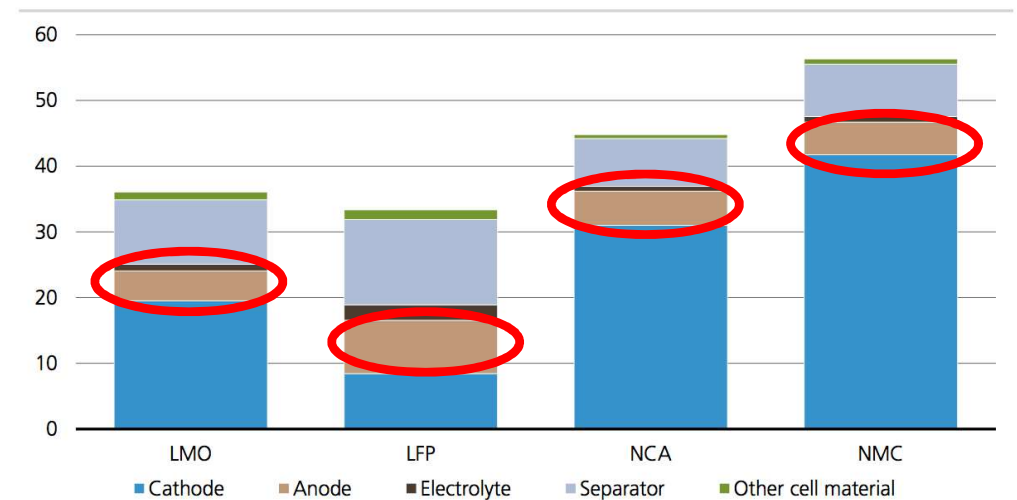
Its About Batteries

Figure 2: EV battery pack costs (US\$/kWh)



Source: UBS estimates

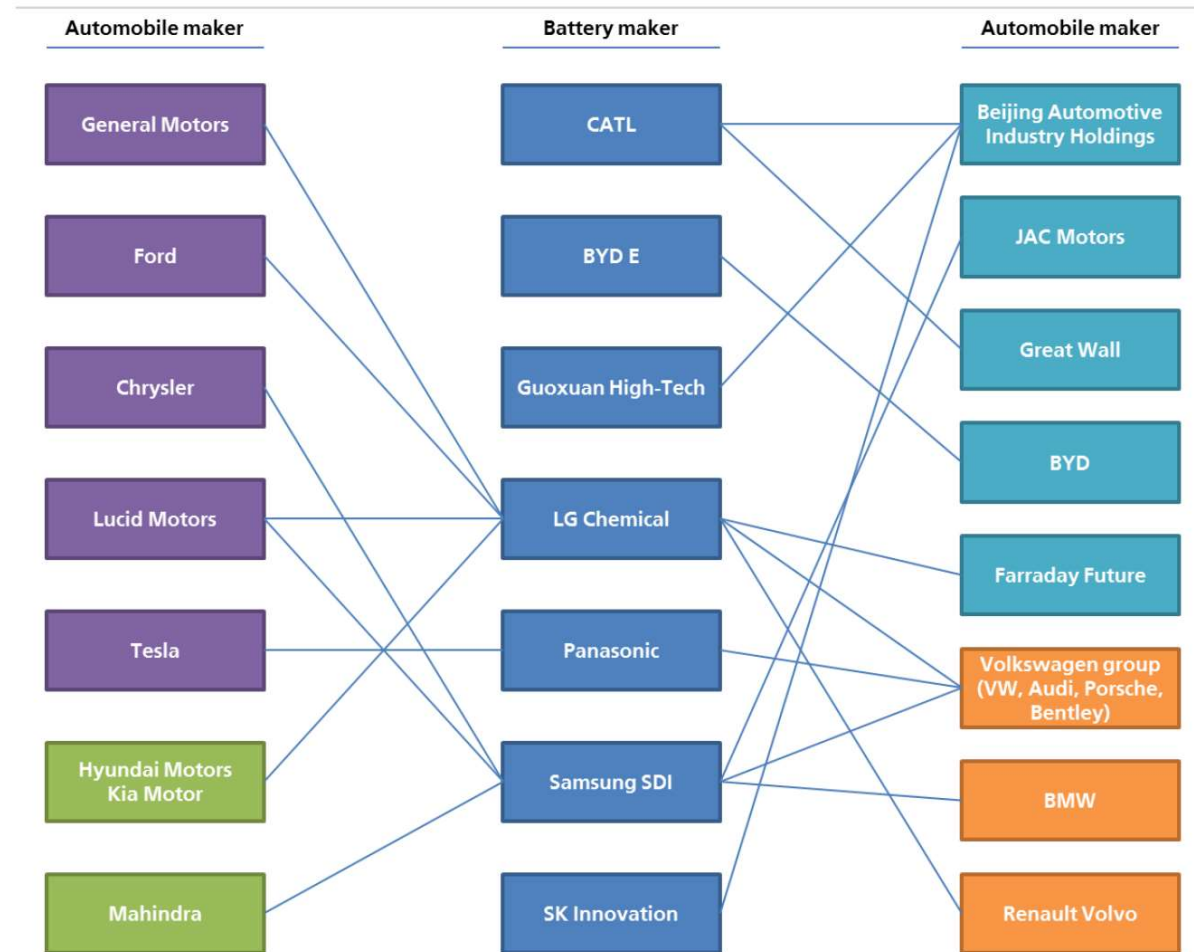
Figure 10: Material cost comparison by cathode (US\$/kWh)



Source: UBS estimates

Its About Batteries

Figure 27: EV battery supply chain



Source: Company data, UBS

“It is About Delivery” - The Key Pillars



Strategic Pillar	Description
Deliver the project	Achieve approvals, recruitment, plant procurement, construction, commissioning and ramp up. Mine, process and sell.
Marketing and Offtake	Conclude high quality sales agreements for flake and spherical graphite production. Maximise revenues and strategic benefit
Financial Strength	Deliver optimum funding solution to benefit shareholders. Maintain sufficiently strong balance sheet to deliver corporate objectives.
Growth	Continued investment in downstream value adding initiatives, exploration and strategic acquisitions

Progress Report



ITEM	Status
Cell Battery	Complete
18650 Battery	Complete
Pilot SPG Plant JV in USA co	Successfully operated and delivered spherical graphite
Definitive Feasibility Study on Flake	Complete
Prefeasibility on Spherical Graphite	Complete
Bulk Sample Stage 1 2,000t Mining/Processing/Procurement (spherical DFS)	Extraction, Haulage and Crushing complete Toll treatment and plant selection ongoing. On schedule
Mining Approvals	Application lodged
Key appointments	On Schedule
Offtake work for Spherical & Flake	Ongoing

Mine Location & Infrastructure Benefits



- Two graphite projects located in the Cabo Delgado province of Mozambique in East Africa
- Significant graphite export operations/ capacity
- Excellent logistics: only 260km to Pemba port via existing roads
- Modern mining act and pro-mining government
- Stable multi-party democracy since 1994



Bulk Sample Mining at Montepuez Project





















Stage 2 - What is it



Stage 2 – Early stage works for Project Development Target Parameters

First Commercial Phase production – target early cash flow

Mining rate	250 to 300,000 tpa
Flake Production Capacity	20,000t at 97 to 99% TGC
Purified Spherical Graphite Capacity	10,000 tpa
Capital Cost with contingency (Extracted from DFS/PFS)	USD \$57 to \$67M
Flake Operating cost	USD \$450 to 500/t
Purified and Coated Spherical graphite operating cost	USD \$5,000 to 6,000/t
Site Works commence	Q1 2018
Production Commences	Q2 2019

Next 12 Months



- Mozambique mining license approved, 2H 2017
- Stage 1 spherical graphite DFS - bulk sample
- Dry season exploration activity May 2017 to November 2017
- Detailed Engineering & procurement for Stage 2, 2H 2017
- Choose preferred funding option for Stage 2
- Commence Stage 2 construction, Q1 2018
- Targeted exploration activity
- Remember Bernie

David Flanagan
Executive Chairman
Battery Minerals Limited
E: david.flanagan@batteryminerals.com
W: www.batteryminerals.com



BATTERY
MINERALS

Disclaimer & Competent Persons Statement



Forward Looking Statements

- Statements and material contained in this Presentation, particularly those regarding possible or assumed future performance, resources or potential growth of Battery Minerals Limited, industry growth or other trend projections are, or may be, forward looking statements. Such statements relate to future events and expectations and, as such, involve known and unknown risks and uncertainties. Such forecasts and information are not a guarantee of future performance and involve unknown risk and uncertainties, as well as other factors, many of which are beyond the control of Battery Minerals Limited. Information in this presentation has already been reported to the ASX.

Competent Persons Statement

- All references to future production and production & shipping targets and port access made in relation to Battery Minerals are subject to the completion of all necessary feasibility studies, permit applications, construction, financing arrangements, port access and execution of infrastructure-related agreements. Where such a reference is made, it should be read subject to this paragraph and in conjunction with further information about the Mineral Resources and Ore Reserves, as well as the relevant competent persons' statements.
- Any references to Ore Reserve and Mineral Resource estimations should be read in conjunction with the competent person statements included in the ASX announcements referenced in this presentation as well as Battery Minerals' other periodic and continuous disclosure announcements lodged with the ASX, which are available on the Battery Minerals' website.
- The information in this report that relates to Battery Minerals' Mineral Resources or Ore Reserves is a compilation of previously published data for which Competent Persons consents were obtained. Their consents remain in place for subsequent releases by Battery Minerals of the same information in the same form and context, until the consent is withdrawn or replaced by a subsequent report and accompanying consent.
- The information in this Presentation that relates to Mineral Resources and Ore Reserves is extracted from the ASX Announcement titled 'Montepuez Graphite Project Mineral Resource and Ore Reserve Estimate' dated 15 February 2017 and DFS and PFS information is extracted from the ASX announcement entitled 'Lithium Ion Battery anode PFS and Montepuez Graphite DFS confirm robust economics' dated 15 February 2017, both of which are available at Battery Minerals website at <http://www.batteryminerals.com.au> in the ASX announcement page.
- Battery Minerals confirms that it is not aware of any new information or data that materially affects the information included in the original market announcements and that all material assumptions and technical parameters underpinning the estimates in the market announcements continue to apply and have not materially changed. Battery Minerals confirms that the form and context in which the Competent Person's findings are presented have not been materially modified from the original market announcements.