



Third Quarter 2017 Operating & Financial Results

Rod Antal, President & Chief Executive Officer

Stewart Beckman, Chief Operating Officer

Mark Murchison, Chief Financial Officer

October 31, 2017

Cautionary Statements



Certain statements contained in this document constitute “forward-looking information”, “future oriented financial information” or “financial outlooks” (collectively, “forward looking information”) within the meaning of applicable securities laws. Forward-looking information often relates to statements concerning Alacer’s future outlook and anticipated events or results, and in some cases, can be identified by terminology such as “may,” “will,” “could,” “should,” “expect,” “plan,” “anticipate,” “believe,” “intend,” “estimate,” “projects,” “predict,” “potential,” “continue” or other similar expressions concerning matters that are not historical facts.

Forward-looking information includes statements concerning, among other things, production, cost, and capital expenditure guidance; the results of any gold reconciliations; matters relating to proposed exploration; communications with local stakeholders; maintaining community and government relations; negotiations of joint ventures; negotiation and completion of transactions; commodity prices; mineral resources, mineral reserves, realization of mineral reserves, and the existence or realization of mineral resource estimates; the timing and amount of future production; the timing of studies, announcements, and analysis; the timing of construction and development of proposed mines and process facilities; capital and operating expenditures; economic conditions; availability of sufficient financing; exploration plans; receipt of regulatory approvals; and any and all other timing, exploration, development, operational, financial, budgetary, economic, legal, social, regulatory, and political matters that may influence or be influenced by future events or conditions.

Such forward-looking information and statements are based on a number of material factors and assumptions, including, but not limited in any manner to, those disclosed in any of Alacer’s other public filings, and include the inherent speculative nature of exploration results; the ability to explore; communications with local stakeholders; maintaining community and governmental relations; status of negotiations of joint ventures; weather conditions at Alacer’s operations; commodity prices; the ultimate determination of and realization of mineral reserves; existence or realization of mineral resources; the development approach; availability and receipt of required approvals, titles, licenses and permits; sufficient working capital to develop and operate the mines and implement development plans; access to adequate services and supplies; foreign currency exchange rates; interest rates; access to capital markets and associated cost of funds; availability of a qualified work force; ability to negotiate, finalize, and execute relevant agreements; lack of social opposition to the mines or facilities; lack of legal challenges with respect to the property of Alacer; the timing and amount of future production; the ability to meet production, cost, and capital expenditure targets; timing and ability to produce studies and analyses; capital and operating expenditures; economic conditions; availability of sufficient financing; the ultimate ability to mine, process, and sell mineral products on economically favorable terms; and any and all other timing, exploration, development, operational, financial, budgetary, economic, legal, social, geopolitical, regulatory and political factors that may influence future events or conditions. While we consider these factors and assumptions to be reasonable based on information currently available to us, they may prove to be incorrect.

You should not place undue reliance on forward-looking information and statements. Forward-looking information and statements are only predictions based on our current expectations and our projections about future events. Actual results may vary from such forward-looking information for a variety of reasons including, but not limited to, risks and uncertainties disclosed in Alacer’s Annual Information Form and other public filings, as well as other unforeseen events or circumstances.

Other than as required by law, Alacer does not intend, and undertakes no obligation to update any forward-looking information to reflect, among other things, new information or future events. For additional information you should refer to Alacer’s public filings available at www.alacergold.com, www.sedar.com and www.asx.com.au.

Scientific and technical information presented in this document has been prepared in accordance with National Instrument 43-101 (“NI 43-101”) standards and the 2012 Edition of the Australasian Code for Reporting of Exploration Results, Mineral Resources and Ore Reserves (“JORC Code”). The scientific and technical information in this document has been reviewed and approved by Stephen Statham, Alacer’s Manager, Mining Services, who is a Qualified Person pursuant to NI 43-101 and a Competent Person as defined in the JORC Code.

The information in this presentation that relates to Çöpler District exploration results is based on, and fairly represents, the information and supporting documentation prepared by Mr. Smolonogov who is a Qualified Person pursuant to NI 43-101 and a Competent Person as defined in the JORC Code. Further information is available in the press release entitled “Alacer Gold Announces Additional Exploration Results for Çakmaktepe and an Initial Mineral Resource in the Çöpler District” (“Çöpler District Resource Release”) dated December 19, 2016.

The information in this document that relates to the Çöpler Mineral Resource and Mineral Reserve estimate is based on, and fairly represents, the information and supporting documentation prepared by Dr. Parker, Mr. Seibel, Mr. Statham and Mr. Ligocki. Dr. Parker and Messrs. Seibel, Statham and Ligocki are Qualified Persons pursuant to NI 43-101 and qualify as Competent Persons as defined in the JORC Code. Further information is available in NI 43-101 technical report entitled “Çöpler Mine Technical Report” (“Çöpler Technical Report”) dated June 9, 2016.

The information in this document relating to the Gediktepe Mineral Resource and Mineral Reserve estimate are based on, and fairly represents, the information and supporting documentation prepared by Mr. Marek who is a Qualified Person pursuant to NI 43-101 and qualifies as Competent Persons as defined in the JORC Code. Further information is available in the NI 43-101 technical report entitled “Technical Report Prefeasibility Study Gediktepe Project” (“Gediktepe Technical Report”) dated June 1, 2016.

Alacer confirms that it is not aware of any new information or data that materially affects the scientific and technical information included in this document, and in the case of Mineral Resources and Mineral Reserves and exploration results, that all material assumptions or technical parameters underpinning such estimates, production targets and forecast financial information continue to apply and have not materially changed from the original public disclosure. Alacer also confirms that the form and content in which such scientific and technical information is presented in this document has not materially changed from the original public disclosure.

Highlights



Strategic

Sulfide Project

- 62% complete
- On schedule for Q3'18
- Reduced budget to \$719M reflecting \$25M savings to date
- Remaining capex \$288M
- Fully funded

Çakmaktepe

- Drilling continues
- Exploration and resource update Q4 2017
- Planning to start production in 2018

Gediktepe

- DFS study progressing and expected to be completed June 2018



Operational

Safety

- 309 days, or over 5.7M man-hours, worked without a lost-time injury

Production

- 39,312 ozs produced in Q3
- 18,741 ozs produced in September
- Q3 record mining & stacking rates
- Heap leach recoverable inventory increased from 66k ozs to 75k ozs
- On track to meet lower end of production guidance of 160,000 to 180,000 ozs

Q3 Cost Metrics

- Total Cash Costs¹ of \$461/oz
- AISC¹ of \$623/oz

Sulfide Stockpiles

- 7.7Mt @ avg grade of 3.41 g/t gold
- ~850k ozs of contained gold



Financial

Liquidity

- Cash of \$252M² and \$100M² undrawn finance facility
- Q3 Operating cash flows of \$33M

Q3 Earnings

- Attributable net profit³ of \$29M
- EPS of \$0.10

Sulfide Project Capex Savings^{4, 5}

- \$25M savings incurred to date
- Potential for additional \$43M in savings

Remaining hedge programs through construction

- 86,359 ozs at average gold price of \$1,280
- 419M⁵ Turkish Lira @ avg 3.8 TRY:USD

¹ Total Cash Costs and All-in Sustaining Costs are non-IFRS financial performance measures with no standardized definitions under IFRS. For further information and a detailed reconciliation to IFRS, please see the "Non-IFRS Measures" section of the most recent MD&A

² Includes second draw of \$120M on finance facility on October 2, 2017

³ Attributable net profit is reduced by the 20% non-controlling interest at the Çöpler Gold Mine

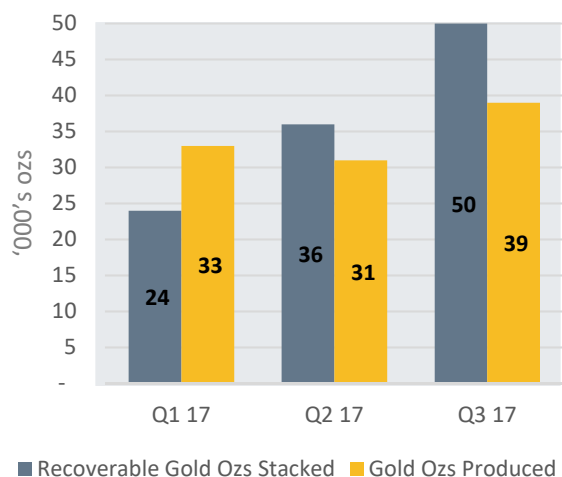
⁴ The original capital cost estimate of US\$744 million assumed 2.75 TRY:USD. Additional detailed information regarding the Sulfide Project can be found in the Çöpler Technical Report.

⁵ 500M TRY forward sales contracts @ average 3.8 TRY:USD. For additional information, please see the press release dated July 21, 2017 entitled "Alacer Completes Favorable Turkish Lira Hedge Program, Driving Potential Reductions to the Çöpler Sulfide Expansion Project Capital Outlay", ("Turkish Lira Hedge Release") available on www.sedar.com and on www.asx.com.au.

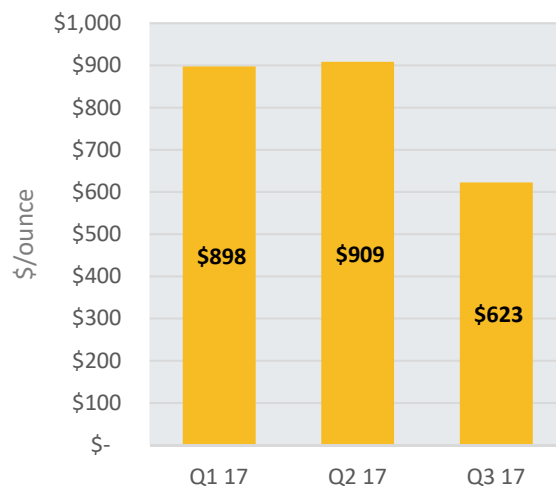
2017 Operating Highlights



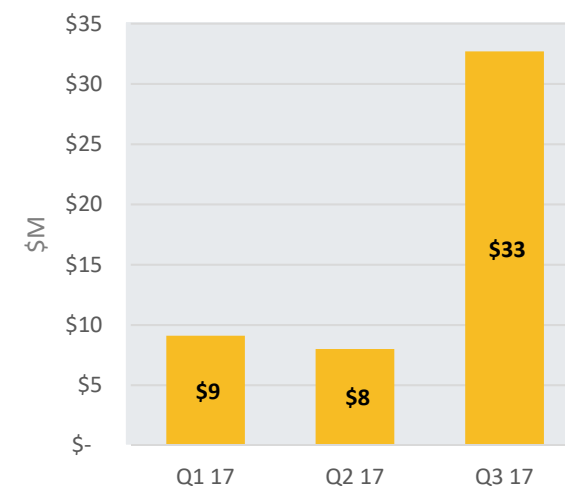
Gold Ozs Stacked & Produced



AISC



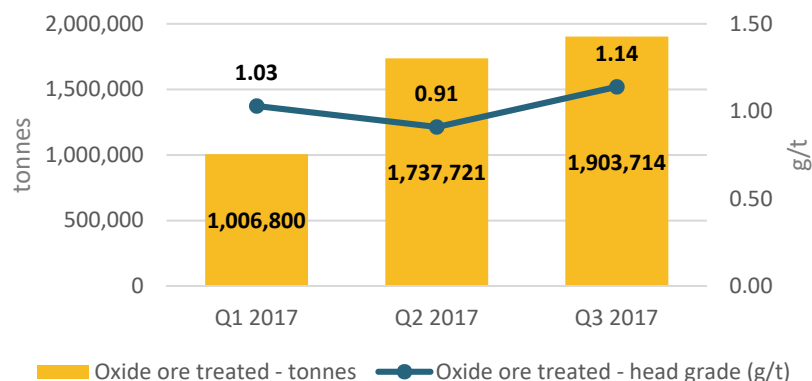
Operating Cash Flows



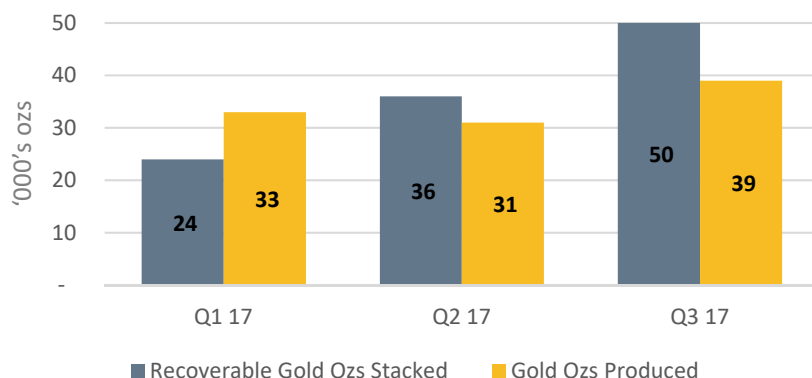
On track to meet lower end of production guidance of 160,000 to 180,000 ozs and within AISC guidance of \$700 to \$750/oz

Ore in Manganese Pit has been accessed and is the primary source of oxide supply for the remainder of the year

2017 Oxide Physicals



Gold Ozs Stacked & Produced



Çöpler is transitioning from oxide ore to sulfide ore and encountering higher variability, including copper grades, short-term negative oxide ore reconciliation and slower recovery rates

- SART plant (constructed in 2014) is operating at full capacity removing copper from solution
- Çöpler Sulfide Expansion Project construction started in 2016 in preparation to treat sulfide ore

Operational Response

- Operational excellence program delivers record tonnes mined & stacked in Q3 2017
- Recoverable inventory on the heap leach pad increased from 66K ozs to 75K ozs at end of Q3 2017
- In-pit exploration mostly offsetting the negative oxide ore reconciliation

2017 production weighted toward year end, and tracking to lower end of guidance of 160,000 - 180,000 ozs

Sulfide Project Construction Progress




Iron Arsenic Precipitation, Acidulation & Autoclave Areas



SAG and Ball Mills

**Sulfide Project is
under budget and on
schedule for first gold
pour Q3 2018**



Tailings Storage Facility

Çöpler Sulfide Project On Schedule




2017 Milestones

Equipment Procurement	Complete
Autoclaves Arrived on Site	Complete
Autoclave Assembly	Complete
Engineering Design	Complete
Autoclave Certification	Complete
Major Plant Civil Works	Complete
Completion of Oxygen Plant	Q4 2017
Electrical & Instrumentation Works	Ongoing

Major Project Milestones

Dry Commissioning Begins	Q1 2018
First Gold Pour	Q3 2018



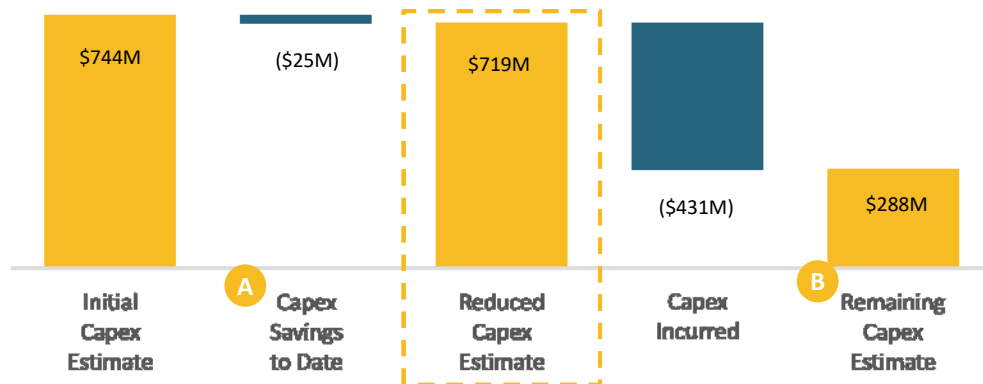
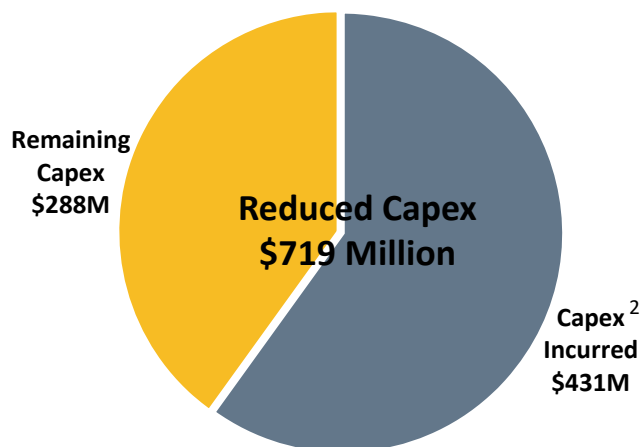
Pressure Oxidation Plant

Approaching Commissioning of the Çöpler Sulfide Expansion Project

Çöpler Sulfide Project Under Budget



Capital Expenditure Progress¹

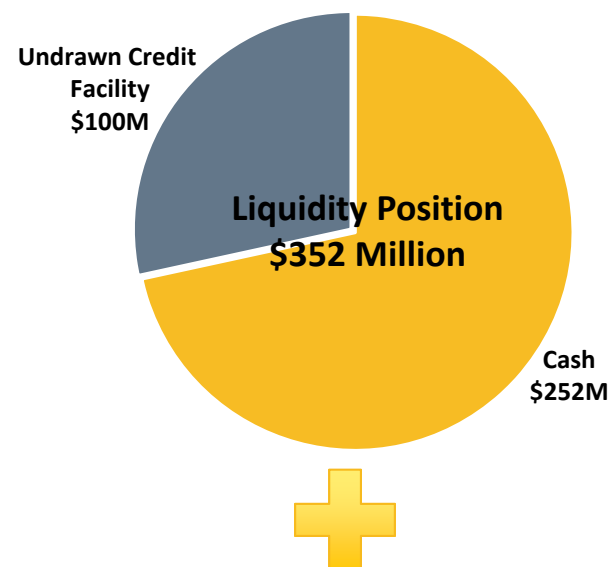


A US\$25M of cumulative capex savings on incurred costs due to increase in negotiated Lira denominated contracts and depreciation of the Lira³

B Potential for up to US\$43M of additional capex savings from Lira negotiated contracts and TRY FX hedging program^{3,4}

- ¹ As of September 30, 2017; All numbers are on a 100% basis and in US Dollars
² This represents an accounting-based number and includes accruals
³ The initial capital cost estimate of US\$744 million assumed 2.75 TRY:USD. Additional information regarding the Sulfide Project can be found in the Çöpler Technical Report.
⁴ 419M forward sales contracts at average 3.8 TRY:USD. Additional information can be found in the Turkish Lira Hedge Release.
⁵ Includes second draw of \$120M on finance facility on October 2, 2017

Robust Liquidity Position⁵



Over \$60M FCF
through September 2018

Includes remaining 86,359 ounces hedged at an average \$1,280 gold price & 419M TRY hedge at 3.8 TRY:US

$\$352M + \$60M = \$412M \rightarrow \text{Project Fully Funded}^1$

Remaining Sulfide Project Capital Spend of \$288M

2017 Capital Expenditures Lower



Capital & Exploration Expenditures (\$M) ¹	2017 Guidance	2017 Revised Guidance
Çöpler sustaining capital expenditure	\$12	\$5
Çöpler sulfide expansion capital expenditure	\$420	\$370
Gediktepe capital expenditure	\$16	\$10
Exploration expenditures	\$15	\$11
Sulfide Ore Stockpiled		
Sulfide tonnes mined and stockpiled	4M	2M

2017 capital and exploration expenditures guidance lower due to capital reductions and deferrals to 2018



¹ All numbers are on a 100% basis and in US Dollars

2017 Financial Highlights

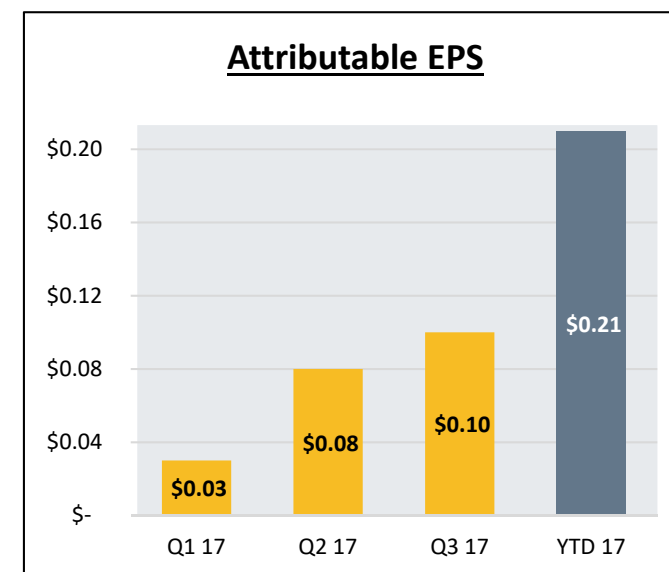
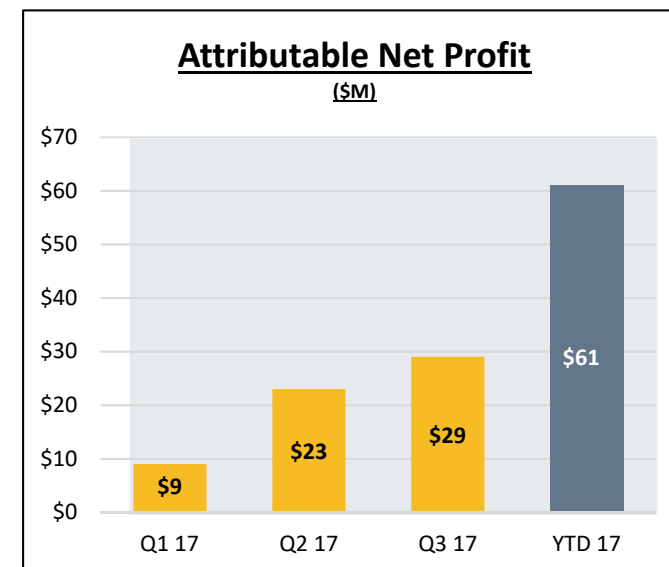


On 100% basis	Q1 2017	Q2 2017	Q3 2017	YTD 2017 ¹
Total gold ounces produced	32,918	31,391	39,312	103,621
Total gold ounces sold	34,804	28,415	38,381	101,600
Avg realized price, incl hedge	\$1,259	\$1,271	\$1,290	\$1,274
Gold Sales (\$M), incl hedge	44	36	50	130
Operating cash flows (\$M)	9	8	33	50
EBITDA (\$M)	(2)	15	23	36
EBIT(\$M)	(13)	4	8	(1)
Income tax benefit (\$M)	25	26	30	81
Net Profit	12	30	38	80
Cash of \$252M² \$100M undrawn finance facility				

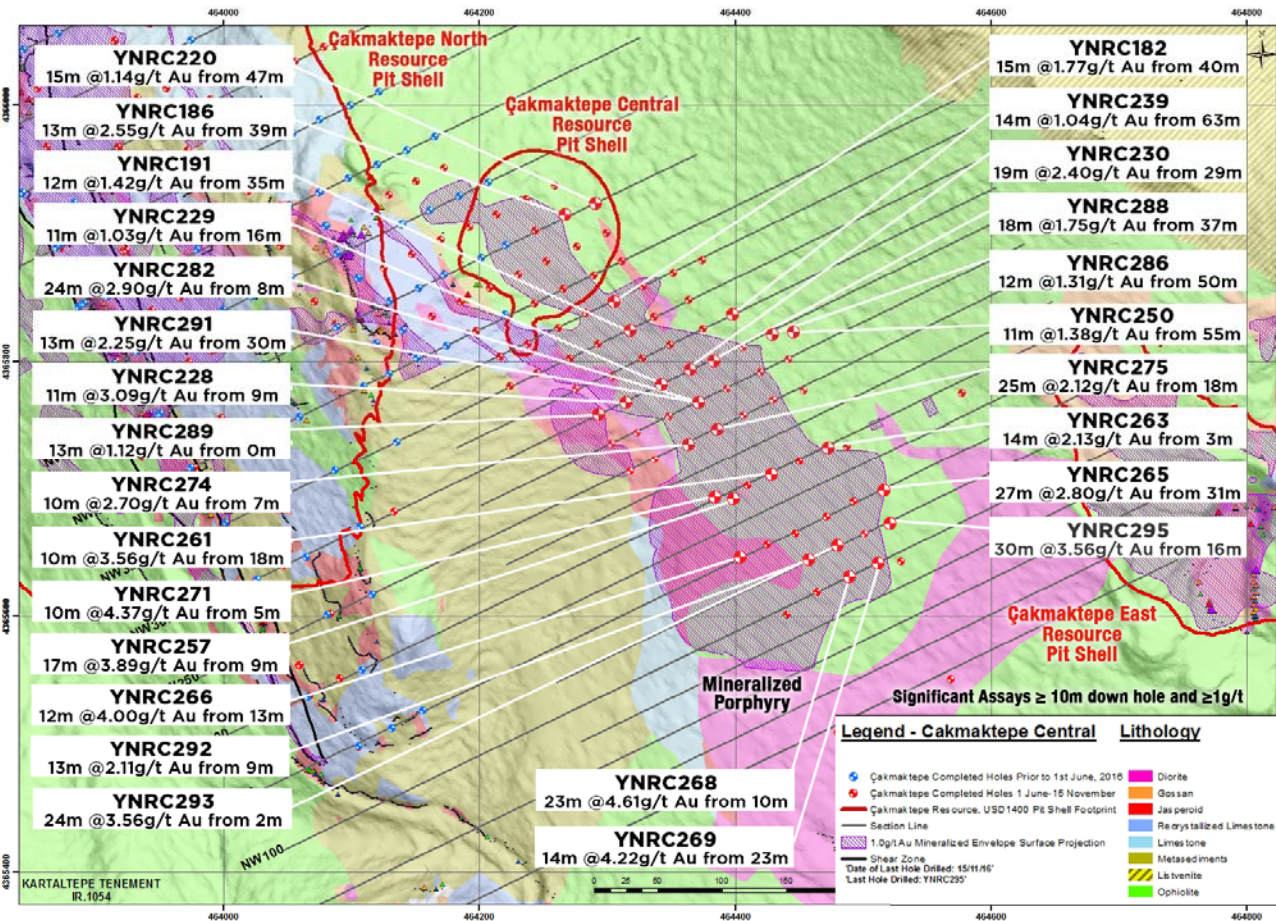
Effective cash tax rate forecast to remain at approximately 5%

¹ Rounding differences may occur

² Includes second draw of \$120M on finance facility on October 2, 2017



Çakmaktepe Central Resource Growth Potential



Çakmaktepe Central discovered late 2016; most recent drilling not included in initial Resource¹

Identified mineralization from 5 meter to over 20 meter thick over a 400 meter strike length

Measured & Indicated Mineral Resource of 140,000 contained ounces and remains open

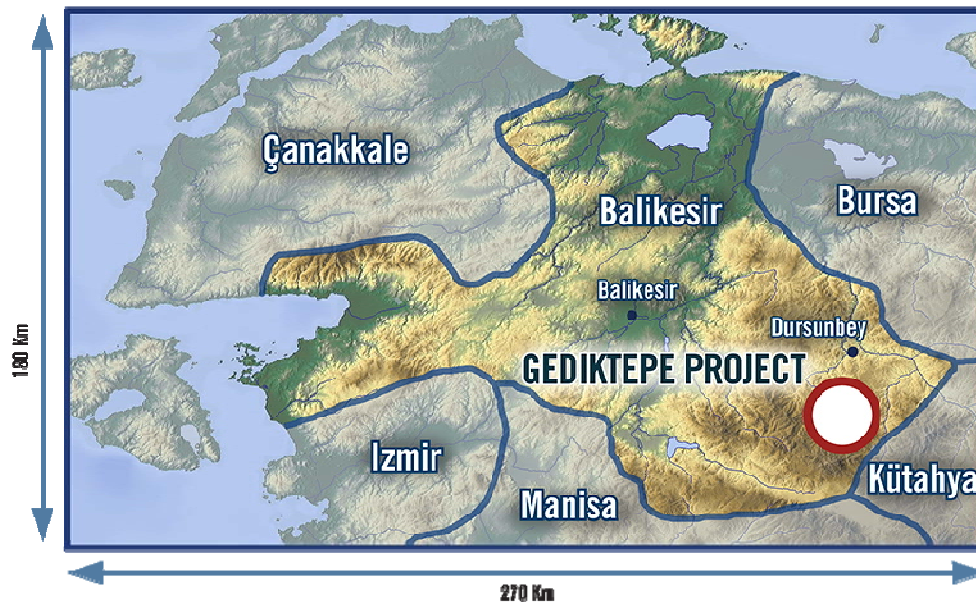
2017 drilling program continues with an exploration and resource update expected in Q4 2017

Çakmaktepe Central Significant Assays: Significant gold assays drilled June 1, 2016 to November 15, 2016. Assays from intervals $\geq 10m$ and $\geq 1g/t$ gold only. Blue hole collars represent drilling previously reported. Red hole collars represent drilling covered in this news release. The red outline marks the footprint of the USD1,400 per gold ounce 2016 Çakmaktepe North resource pit shells. Northern Çakmaktepe Central included as part of 2016 Çakmaktepe North Mineral Resource. To view the complete drill assay results referenced in this presentation, please visit our website at www.alacergold.com.

Targeting 2018 Oxide Production Utilizing Existing Çöpler Infrastructure

¹ Further information, including complete drill hole data, can be found in the Çöpler District Resource Release.

Gediktepe Delivers Organic Growth



PFS defined project as technically and economically viable

After tax NPV at 5% of \$475M and IRR of 47%¹

Alacer owns 50% with JV Partner Lidya Mining

Life-of-mine payable metals of **400,000 ozs of gold, 8M ozs of silver, 315M lbs of copper and 780M lbs of zinc**¹

Life-of-mine **production >12 years of 1.8M ozs**¹ on a Gold Equivalent Ounce² ("AuEq") basis & **AISC of \$625/oz AuEq**

Definitive Feasibility Study Targeted to be Completed June 2018

¹ The material assumptions on which the production targets and forward-looking financial information on the Gediktepe project are based are included in Gediktepe Technical Report.

² Gold Equivalent Ounce (AuEq) is a non-IFRS measure with no standardized definition under IFRS which converts non-gold production into gold equivalent ounces. Calculation of AuEq converts payable metals into revenue using metal prices of \$1,250 per ounce for gold, \$18.25 per ounce for silver, \$2.75 per pound for copper, \$1.00 per pound for zinc, and then the total revenue is divided by the gold price of \$1,250 per ounce.

Growing the Portfolio



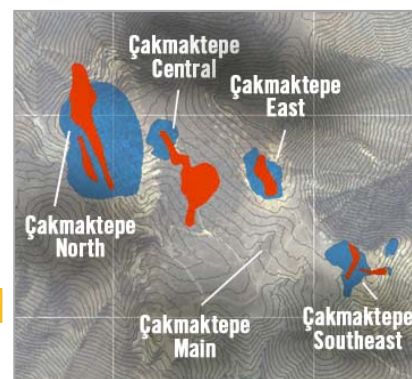
Çöpler Oxides

Now



Çöpler Sulfides

Q3 2018



Çakmaktepe
Oxides

Targeting 2018



Gediktepe
DFS

June 2018

Organic Growth Strategy Yielding Results



For further information, please contact:

Lisa Maestas
Director, Investor Relations
+1-303-292-1299