

QUARTERLY ACTIVITIES REPORT

DECEMBER 2017

**High-grade resource at Rothsay grows to more than 300,000oz at 11g/t Au
Accelerated in-fill and regional exploration push now underway with 3 rigs**

HIGHLIGHTS

- > 17% increase in Mineral Resource estimate delivered for the 100%-owned Rothsay Gold Project in WA's Midwest to 307,000oz, comprising:
 - A 17% increase in the total Mineral Resource to 880kt at 10.9g/t Au for 307koz;
 - A 12% increase in Indicated Resource to 460kt at 11.5g/t Au for 170koz; and
 - A 25% increased Inferred Resource of 420kt at 10.2g/t Au for 137koz.
 - > The increased Resource estimate will feed into the ongoing Definitive Feasibility Study (DFS), which is on track for completion in June quarter, 2018.
 - > The multiple shear zones which now make up the Resource estimate will provide multiple mining zones, delivering greater operational flexibility and improved project value.
 - > RC and diamond drilling continued throughout the quarter, aimed at further increasing the Mineral Resource estimate. Results included:
 - 0.42m at 110g/t Au in hole RYDD041 from 418.7m – Woodley's Shear
 - 1.97m at 20.4g/t Au in hole RYDD038 from 247.5m – Woodley's East Shear
 - 0.40m at 12.2g/t Au in hole RYDD039 from 239.7m – Woodley's East Shear
 - 0.55m at 96.97g/t Au in hole RYDD041 from 328.7m – Woodley's East hanging-wall
 - 0.66m at 27.3g/t Au in hole RYDD045 from 428.3m – Woodley's Shear
 - 0.33m at 59.0g/t Au in hole RYDD047 from 376.1m – Woodley's East Shear
 - 1.0m at 11.5g/t Au in hole RHRC035 from 90.0m – Woodley's East Shear
 - > A third drill rig (diamond) mobilised to site and commenced drilling subsequent to the quarter. The aggressive three-pronged campaign now underway involves in-fill and extensional drilling on Woodley's and Woodley's East Shear and regional drilling on the Orient, Clyde, Clyde East and the Miners Shears – the first regional drilling at depth since the original discovery in 1894.
 - > Highly encouraging results received from initial ore sorting testwork using a Steinert Multi-Sensor Ore Sorter on low-grade ore sourced from the historical Rothsay underground mine, demonstrating potential to significantly reduce dilution, increasing underground mine production rates, increased mill feed grade and reduced costs.
-

EganStreet Resources Limited (ASX: EGA) is pleased to report another active and successful quarter, during which it continued to make excellent progress with its strategy to develop a high-grade gold operation at the 100%-owned Rothsay Gold Project in WA's Midwest region (Figure 1)

The Company's development strategy received a significant boost during the quarter, with the completion of an updated Mineral Resource estimate for the Rothsay Project – resulting in a 17% overall increase in the resource to 307,000oz.

The increased Resource was based on the second and third diamond as well as the first reverse circulation (RC) drilling programmes completed at Rothsay.

The increased Mineral Resource estimate (MRE) comprises 880,000 tonnes at 10.9g/t Au, reflecting the outstanding high-grade nature of Rothsay and therefore its strong potential to be a low-cost, high-margin project which can deliver robust financial returns.

Major RC and diamond drilling programmes continued throughout the quarter targeting in-fill and extensional drilling at the newly discovered Woodley's East zone with extremely high-grade results of up to 110g/t Au reported demonstrating the potential to grown Resources.

The high-grade results generated from these programmes during the quarter, supported the Company's decision to subsequently mobilise a third diamond rig which commenced operations in early January 2018.

This multi-pronged exploration effort, which includes the first meaningful regional exploration in 25 years on the remaining 13km of largely untested mineralised shears at Rothsay, will continue well into the March 2018 quarter ensuring strong news-flow into the New Year.

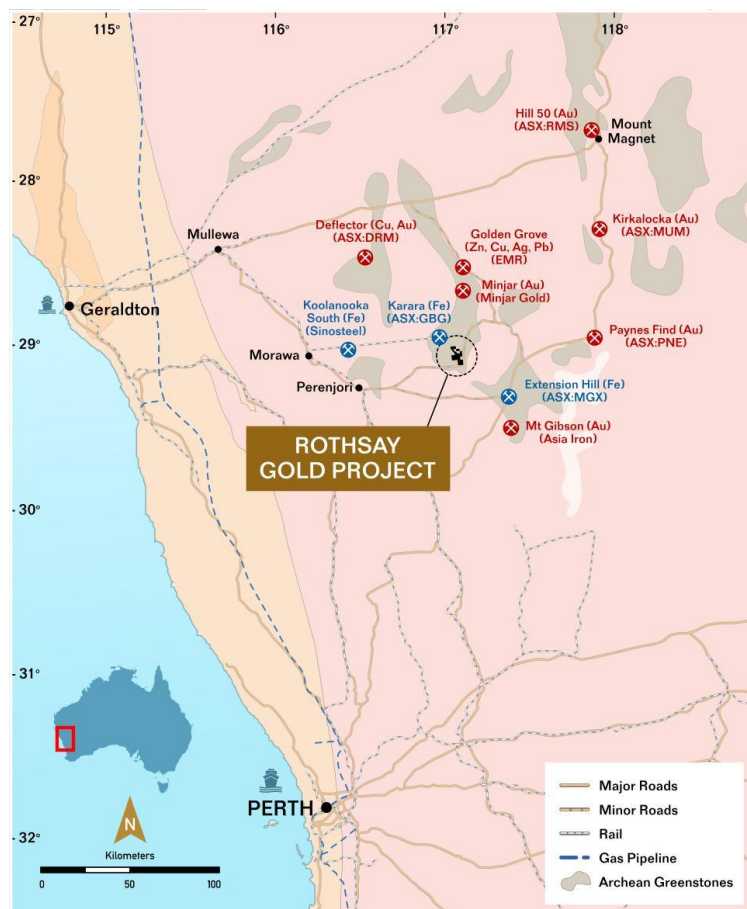


FIGURE 1 – ROTHSAY REGIONAL LOCATION

DECEMBER 2017 MINERAL RESOURCE UPGRADE

During the quarter, the Company completed and published a revised Mineral Resource Estimate for the Rothsay Gold Project. The total Rothsay Mineral Resource estimate increased to **880kt @ 10.9g/t Au for 307koz** (an increase of 17% from the previous Mineral Resource estimate of 701kt @ 11.6g/t Au for 262koz).

Importantly, the Indicated portion of the Mineral Resource, which is available for conversion to Ore Reserves, has increased by **12% to 460kt @ 11.5g/t Au for 170koz** (from 399kt @ 11.9g/t Au for 152koz).

The Inferred portion of the Mineral Resource has increased to **420kt @ 10.2g/t Au for 137koz** (from 303kt @ 11.3g/t Au for 110koz)

This is a strong result which clearly demonstrates the significant upside to the deposit and supports the Company's strategy to target the area below the historical workings as the focus for its redevelopment strategy.

The (revised) December 2017 Mineral Resource estimate for the Rothsay Gold Project is set out in Table 1 below:

TABLE 1 – DECEMBER 2017 MINERAL RESOURCE ESTIMATE (AS PER JORC CODE 2012)

Resource Category	kt	Grade (g/t Au)	Contained Metal (Au koz)
Indicated	460	11.5	170
Inferred	420	10.2	137
Total ¹	880	10.9	307

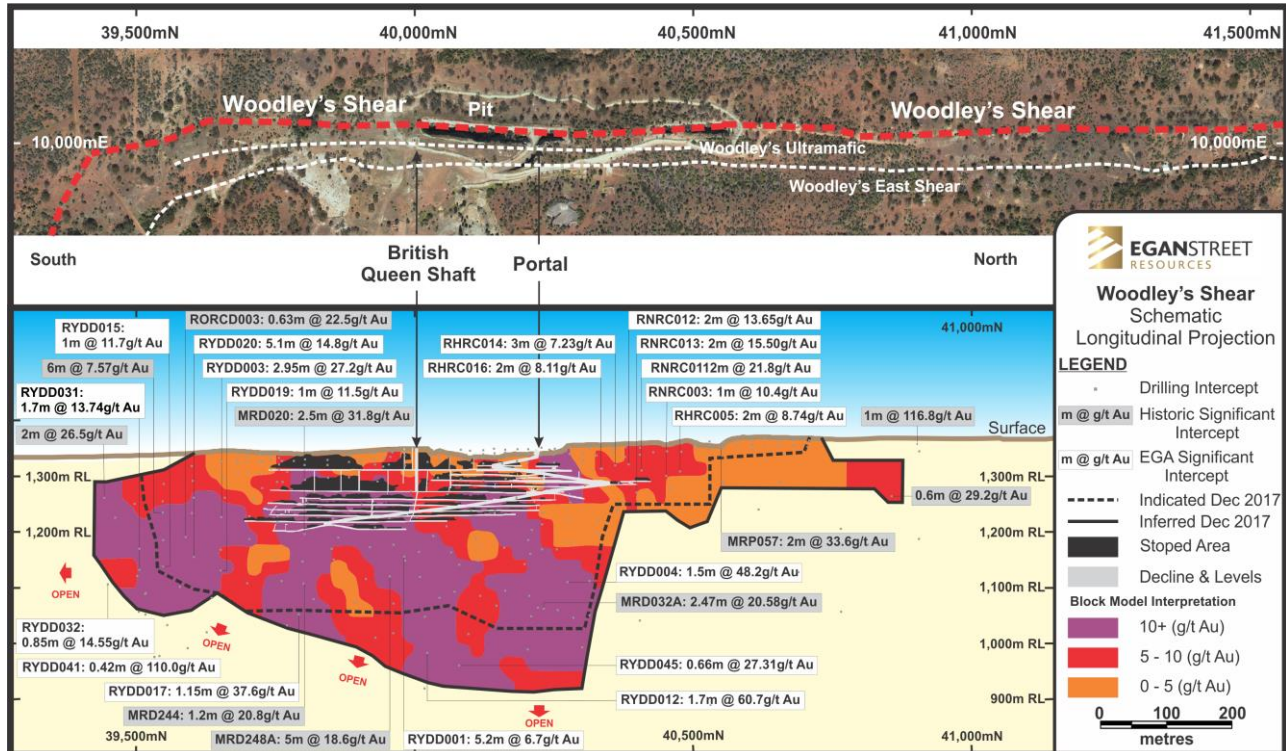


FIGURE 2 – WOODLEY'S SHEAR PROJECTION SHOWING MRE BOUNDARIES AND BLOCK MODEL INTERPRETATION.

¹ Note Resources quoted above 5.0g/t Au cut-off.

The (previous) March 2017 MRE had over 99% of the Resource ounces contained within the Woodley's Shear.

The (current) December 2017 MRE incorporates results from successful drilling on the Woodley's East Shear, which now contains 110kt at 7.6g/t Au for 27koz, or ~9%, of the total Resource ounces. Follow up in-fill drilling has commenced and will continue on Woodley's East over the coming months.

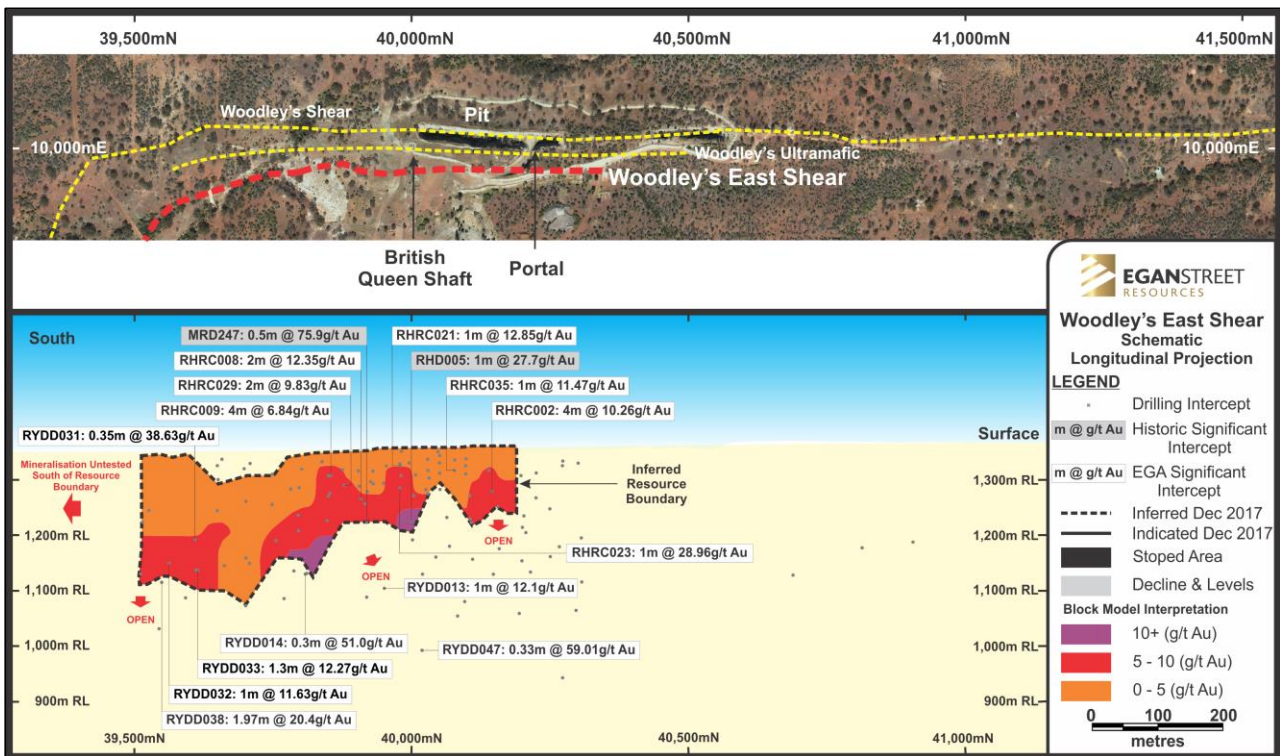


FIGURE 3 – WOODLEY'S EAST SHEAR PROJECTION SHOWING MRE BOUNDARY AND BLOCK MODEL INTERPRETATION.

In May 2017, EganStreet published a Pre-Feasibility Study (PFS) based on a redevelopment proposal targeting unmined fresh material which can be accessed via the existing portal and decline which requires rehabilitation. The key findings of this PFS included production of 201koz over an initial 5.5-year mine life, with a pre-production CAPEX estimate of A\$21.7 million, cash costs of A\$836/oz, and all-in sustaining costs (AISC) of A\$1,020/oz. (refer ASX Announcement – 16 May 2017, "Rothsay PFS Confirms Potential New High-Grade Gold Project")

Following a detailed review of the upgraded December 2017 MRE and the results of the recent drilling campaigns, the Company is confident that, based on the increase in ounces in Woodley's Shear plus the addition of Woodley's East Shear, the DFS may deliver a larger mining inventory, with multiple mining zones providing greater operational flexibility and ore throughput and consequently improved project value.

Full details of the updated Mineral Resource Estimate for the Rothsay Gold Project, including a summary of all the material information supporting the updated MRE and a JORC Table 1, was provided in the Company's ASX Announcement of 4 December 2018 (refer ASX Release, 4 December: "Rothsay Resources Grow Another 17% to More than 300,000oz at 11g/t Au).

SECOND RC DRILLING PROGRAMME COMMENCES

During the quarter, the Company's RC drilling contractor, NDRC Drilling Pty Ltd, mobilised to site and commenced the second RC drilling programme at the Rothsay Gold Project.

The programme initially consisted of in-fill drilling, on both the Woodley's and Woodley's East Shear, with the objective of increasing the Resource confidence category from Inferred to Indicated along this newly discovered zone.

A total of 21 RC holes were completed during November and December 2017, with the RC programme recommencing on 13 January 2018.

Drilling that targeted the Woodley ultramafic returned 1.0m at 11.5g/t Au from 90m in RHRC035, 1.0m at 7.73g/t Au from 69m in RHRC050 and 1.0m at 5.7g/t Au from 96m in RHRC040.

Four holes were drilled in the northern extension, with a further four holes planned to be drilled as part of the current programme to test the down dip extension of the Woodley's Shear. Results received include 1.0m at 5.85g/t Au from 146m in RHRC049.

A number of RC holes remain to be drilled on this programme, in the central and southern portions of the resource with drilling currently underway. The drill rig will then move to test targets on the Clyde and Miners lines of lode where the next phase of RC drilling has been planned.



FIGURE 4 – RC RIG DRILLING AT ROTHSAY

TABLE 2 – SIGNIFICANT INTERSECTIONS & RESULTS FOR RC HOLES COMPLETED IN Q4, 2017

Hole ID	Location	From (m)	To (m)	Length (m)	Grade (g/t Au)
RHRC035	Woodley's East Shear	90.0	91.0	1.0	11.47
RHRC050	Woodley's U/M	69.0	70.0	1.0	7.73
RHRC049	Woodley's Shear	146.0	147.0	1.0	5.85
RHRC040	Woodley's U/M	96.0	97.0	1.0	5.69
RHRC017	Woodley's U/M	73.0	74.0	1.0	5.63
RHRC045	Woodley's U/M contact	73.0	74.0	1.0	4.97

DIAMOND DRILLING

Westralian Diamond Drilling Pty Ltd, the Company's diamond drilling contractor, progressed the fourth round of diamond drilling at the Rothsay Gold Project during the quarter. A total of nine diamond holes for 3,430m were completed as part of this programme with diamond drilling resuming on 9 January 2018.

Drilling is currently targeting deeper portions of the Woodley's Shear Resource (to infill areas of inferred material) and is also targeting depth extensions of Woodley's East Shear. The 2nd drill rig is also drilling on the Orient, Clyde, and Clyde East Shears, targeting an area in the south that closely resembles the British Queen area on the Woodley's Shear. This rig will then move to the Miners Shear. This will be the first regional exploration at depth since the original discovery in 1894.

Assay results were received during the quarter for Hole RYDD041 drilled in the south that successfully intersected the Woodley's Shear, returning **0.42 metres at 110.0g/t Au** from 418.7m.

RYDD038, RYDD039 and RYDD042 intersected the Woodley's East Shear with **1.97 metres at 20.4g/t Au** from 247.5m, **0.40 metres at 12.2g/t Au** from 239.7m and **0.40 metres at 7.1g/t Au** from 125.4m respectively.

RYDD045 and RYDD047 drilled in the central part of the resource successfully intersecting the Woodley's and Woodley's East Shears. These holes returned **0.66m at 27.3g/t Au** from 428.3m and **0.33m at 59.0g/t Au** from 376.15m.

The results demonstrate that the Resource remains open at depth, in both the Woodley's and Woodley's East Shears.

Hole RYDD041 also returned an intersection of **0.55 metres at 96.97g/t Au** from 328.7m. This mineralised position is in the hanging wall of the existing Woodley's East Shear within the Woodley's mafic package. There have been a number of intercepts from within the dolerite and ultramafic of similar tenor to Woodley's and Woodley's East. So far however, there is insufficient data to link together potential new lodes. This mineralisation has not previously been specifically targeted and requires further follow up.

TABLE 3 – SIGNIFICANT INTERSECTION & RESULTS FOR DIAMOND DRILL HOLES COMPLETED IN Q4 2017

Hole ID	Location	From (m)	To (m)	Length (m)	Grade (g/t Au)
RYDD041	Woodley's Shear	418.72	419.14	0.42	110.00
RYDD045	Woodley's Shear	428.34	429.0	0.66	27.31
RYDD038	Woodley's East Shear	247.52	249.49	1.97	20.43
RYDD039	Woodley's East Shear	239.70	240.1	0.40	12.21
RYDD047	Woodley's East Shear	376.15	376.48	0.33	59.01
RYDD041	Woodley's East HW	328.75	329.3	0.55	96.97


FIGURE 5 – DIAMOND RIG DRILLING AT ROTHSAY

EXPLORATION PUSH EXPANDED

Subsequent to quarter-end, on 19th January 2018, EganStreet announced a significant acceleration of the exploration campaign at Rothsay, with a third drill rig now operating.

The Company now has two diamond rigs and one RC rig drilling at Rothsay as part of its strategy to both grow and upgrade the confidence of the existing Resource base of 307,000oz.

ORE SORTING

Subsequent to quarter-end, EganStreet announced that it had identified an opportunity to optimise and significantly enhance the financial outcomes of the project through the application of state-of-the-art ore sorting technology.

Representative samples collected from the low-grade stockpile located adjacent to the portal of the historical Rothsay Gold Mine, which returned an average stockpile grade of 2.5g/t Au, was put through the Steinert Multi-Sensor Ore Sorter. The ore sorter was able to successfully reject the barren ultramafic material (planned mine dilution) located in the hanging wall of Woodley's Shear. The PFS production target of 936kt grading 7.0g/t Au consisted of 43% planned mine dilution (or 400kt of the total 936kt production target).

The ultramafic component of this planned mine dilution represents 59% of the total dilution (or 236kt of the total 936kt production target).

The ability to substantially reduce, or potentially virtually eliminate, this hanging wall dilution may allow an increase in mine production, which will have a corresponding positive impact on underground mine productivity, operating costs and economics.

Further test work is being conducted in the 1st Quarter of 2018 to confirm these encouraging initial results. The potential of the multi-sensor ore sorter is that underground mine production rates can be increased by 34% without any increase in process plant size.

TABLE 4 – STEINERT MULTI-SENSOR ORE SORTER RESULTS

	Mass (%)	Grade (g/t Au)	Au Distribution (%)	Upgrade (%)
Feed	100.0	2.51	100.0	
Reject	33.2	0.21	2.8	
Product	66.8	3.65	97.2	45.5



FIGURE 6 – STEINERT MULTI-SENSOR ORE SORTER AT NAGROM IN WESTERN AUSTRALIA

GRANTED EXPLORATION TENEMENT

EganStreet has recently been granted the exploration tenement E59/2254 by the Department of Mines & Petroleum. The tenement has been granted for a period of five years, and can be extended for a further five years.

The tenement is directly north of E59/1263 held by the Company and offers additional regional exploration upside. The tenement covers an area of 2.99km², increasing the Company's total ground-holding at Rothsay to 62.3km².

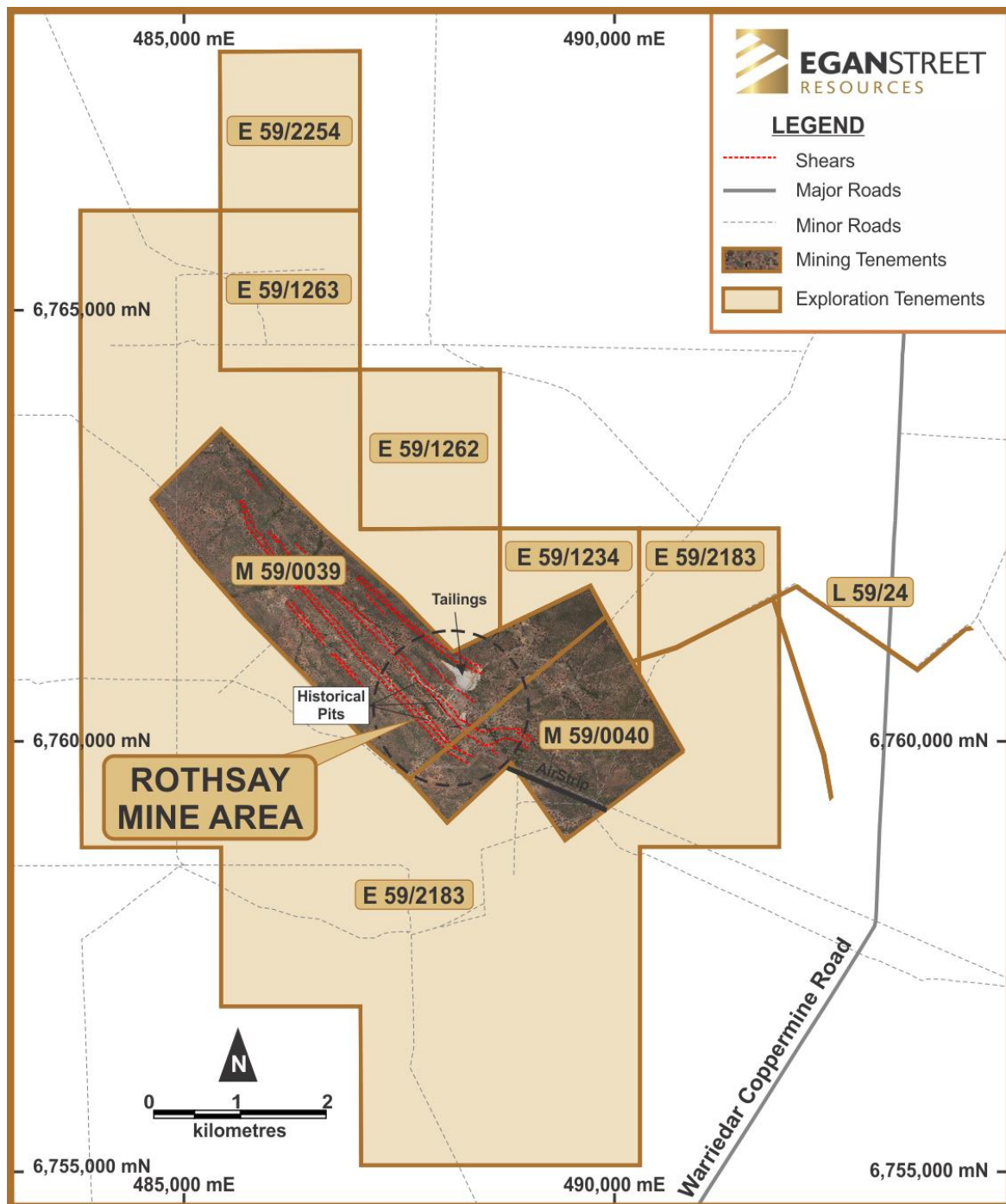


FIGURE 7 – EGANSTREET TENEMENT HOLDINGS AT ROTHSAY

DEFINITIVE FEASIBILITY STUDY STATUS

The DFS is well advanced with all work fronts on schedule. The Woodley's East Shear now forms part of the December 2017 MRE, with drilling ongoing to confirm infrastructure locations, and to infill the inferred portion and target extensions to the MRE.

The following sections of the DFS are complete:

- > Flora and Fauna
- > Surface and Ground Water
- > Tailings Storage Detailed Design
- > Process Plant DFS
- > Geotechnical DFS
- > Mining Contractor Pricing
- > Mine Ventilation and Mining Services Design
- > Mine Design and Mine Schedule

The following sections of the DFS are outstanding, however remain on schedule:

- > Non-production infrastructure
- > Financial Modelling

Ore sorting test work is ongoing and may be incorporated into the Process Plant DFS. Following completion of the upcoming MRE, the mine design and schedule will be updated and incorporated into the financial model for inclusion in the DFS.

The DFS remains on track for completion Q2, 2018.

CORPORATE INFORMATION

As at 31st December 2017, EganStreet had cash reserves of \$2.88 million.

Capital Structure:

- Shares on issue 80.7 million
- Listed options 48.1 million (exercisable at 25c, expiring March 2018)
- Unlisted options 11.9 million

For more information, please contact:

Investors:

Marc Ducler, Managing Director

T. 08 6424 8130

E. info@eganstreet.com.au

Media:

Nicholas Read, Read Corporate

T. 08 9388 1474

E. nicholas@readcorporate.com.au

ABOUT EGANSTREET RESOURCES

EganStreet is an emerging West Australian gold company which is focused on the exploration and development of the 100%-owned Rothsay Gold Project, located 300km north-east of Perth in WA's Midwest region.

The Rothsay Project currently hosts high-grade Mineral Resources of 307koz at an average grade of 10.9g/t Au (Indicated 460kt @ 11.5g/t Au and Inferred 420kt @ 10.2g/t Au) and a production target (Pre-Feasibility Study published 16 May 2017) of 936kt @ 7.0 g/t for 200koz of gold produced.

The Company is focused on increasing the geological confidence of the Mineral Resource, expanding the known mineralisation and carrying out the necessary evaluation, modelling and feasibility studies to progress a potential near-term, low capital intensity opportunity to commence mine development and gold production operations.

A Definitive Feasibility Study is targeted for completion in the 2nd quarter of 2018.

EganStreet has a strong Board and Management team which has the necessary range of technical and commercial skills to progress the Rothsay Gold Project to production.

The Company is funded to progress the Rothsay Gold Project to a decision to mine (technical and commercial studies completed, funding secured and key construction, mining and processing contracts in place).

EganStreet's longer term growth aspirations are based on a strategy of utilising the cash-flow generated by an initial mining operation at Rothsay to target extensions of the main deposit and explore the surrounding tenements, which include a 14km strike length of highly prospective and virtually unexplored stratigraphy.

TABLE 5 – DECEMBER 2017 MINERAL RESOURCE ESTIMATE (AS PER JORC CODE 2012)

Resource Category	kt	Grade (g/t Au)	Contained Metal (Au koz)
Indicated	460	11.5	170
Inferred	420	10.2	137
Total ²	880	10.9	307

TABLE 6 - TENEMENT SCHEDULE AS AT 31 DECEMBER 2017

Tenement	Status	Location	Interest Held (%)
E 59/1234-I	Granted	Western Australia	100
E 59/1262-I	Granted	Western Australia	100
E 59/1263-I	Granted	Western Australia	100
E 59/2183	Granted	Western Australia	100
E59/2254	Granted	Western Australia	100
M 59/39-I	Granted	Western Australia	100
M 59/40-I	Granted	Western Australia	100
L59/24	Granted	Western Australia	100
E08/2847	Application	Western Australia	100

² Note Resources quoted above 5.0g/t Au cut-off.

APPENDIX 1 - COMPETENT PERSON'S STATEMENT

Various information in this announcement that relates to exploration and ore sorting results, other than the new exploration results released in this announcement is extracted from the following announcements:

- ***“EganStreet Accelerates Exploration Drilling at Rothsay”*** dated 19 January 2018, and
- ***“Outstanding Results from Ore Sorting Testwork at Rothsay”*** dated 9 January 2018, and
- ***“Hits up to 110g/t to Underpin a Resource Update Revised”*** dated 15 December 2017, and
- ***“More High-Grade Hits at Rothsay Gold Project”*** dated 24 October 2017, and
- ***“New High-Grade Discoveries Expand Scale and Potential”*** dated 8 August 2017, and
- ***“Near-mine Targets highlight the Growth Potential at Rothsay”*** dated 11 July 2017, and
- ***“Drilling Confirms More High-Grade Gold Intersections”*** dated 6 February 2017, and
- the ***Prospectus*** lodged on 28 July 2016.

All of above listed ASX announcements are available to view at www.eganstreetresources.com.au and www.asx.com.au. The Company confirms that it is not aware of any new information or data that materially affects the information included in the announcements referred to above or the Prospectus. The Company confirms that the form and context in which the Competent Person's findings are presented have not been materially modified from the announcements referred to above or the Prospectus.

The information in this announcement that relates to the Rothsay Mineral Resource is extracted from the announcement titled “Rothsay Resources Grow to More Than 300,000ozs” lodged on 4 December 2017 which is available to view at www.eganstreetresources.com.au and www.asx.com.au. The Company confirms that it is not aware of any new information or data that materially affects the information included in the original market announcement and that all material assumptions and technical parameters underpinning the Mineral Resource estimate continue to apply and have not materially changed. The Company confirms that the form and context in which the Competent Person's findings are presented have not been materially modified from the original market announcement.

Information in relation to the Rothsay Project Pre-feasibility Study, including production targets and financial information, included in this report is extracted from an ASX Announcement dated 16 May 2017 (see ASX Announcement – 16 May 2017, “Rothsay PFS Confirms Potential New High-Grade Gold Project”, www.eganstreetresources.com.au and www.asx.com.au). The Company confirms that all material assumptions underpinning the production target and financial information set out in the announcement released on 16 May 2017 continue to apply and have not materially changed.

Appendix 5B

Mining exploration entity and oil and gas exploration entity quarterly report

Introduced 01/07/96 Origin Appendix 8 Amended 01/07/97, 01/07/98, 30/09/01, 01/06/10, 17/12/10, 01/05/13, 01/09/16

Name of entity

EGAN STREET RESOURCES LIMITED

ABN

91 144 766 236

Quarter ended ("current quarter")

31 DECEMBER 2017

Consolidated statement of cash flows	Current quarter \$A'000	Year to date (6 months) \$A'000
1. Cash flows from operating activities		
1.1 Receipts from customers	-	-
1.2 Payments for		
(a) exploration & evaluation	(1,122)	(2,651)
(b) development	-	-
(c) production	-	-
(d) staff costs (including exploration)	(357)	(595)
(e) administration and corporate costs	(142)	(435)
1.3 Dividends received (see note 3)	-	-
1.4 Interest received	4	7
1.5 Interest and other costs of finance paid	-	-
1.6 Income taxes paid	-	-
1.7 Research and development refunds	-	-
1.8 Other (provide details if material)	-	-
1.9 Net cash from / (used in) operating activities	(1,617)	(3,674)

2. Cash flows from investing activities		
2.1 Payments to acquire:		
(a) property, plant and equipment	-	(29)
(b) tenements (see item 10)	-	-
(c) investments	-	-
(d) other non-current assets	-	-

Mining exploration entity and oil and gas exploration entity quarterly report

Consolidated statement of cash flows		Current quarter \$A'000	Year to date (6 months) \$A'000
2.2	Proceeds from the disposal of:		
	(a) property, plant and equipment	-	-
	(b) tenements	-	-
	(c) investments	-	-
	(d) other non-current assets	-	-
2.3	Cash flows from loans to other entities	-	-
2.4	Dividends received (see note 3)	-	-
2.5	Other (provide details if material)	-	-
2.6	Net cash from / (used in) investing activities	-	(29)
3.	Cash flows from financing activities		
3.1	Proceeds from issues of shares	-	4,035
3.2	Proceeds from issue of convertible notes	-	-
3.3	Proceeds from exercise of share options	-	-
3.4	Transaction costs related to issues of shares, convertible notes or options	10	(216)
3.5	Proceeds from borrowings	-	-
3.6	Repayment of borrowings	-	-
3.7	Transaction costs related to loans and borrowings	-	-
3.8	Dividends paid	-	-
3.9	Other (provide details if material)	-	-
3.10	Net cash from / (used in) financing activities	10	3,819
4.	Net increase / (decrease) in cash and cash equivalents for the period		
4.1	Cash and cash equivalents at beginning of period	4,488	2,765
4.2	Net cash from / (used in) operating activities (item 1.9 above)	(1,617)	(3,674)
4.3	Net cash from / (used in) investing activities (item 2.6 above)	-	(29)
4.4	Net cash from / (used in) financing activities (item 3.10 above)	10	3,819
4.5	Effect of movement in exchange rates on cash held	-	-
4.6	Cash and cash equivalents at end of period	2,881	2,881

5. Reconciliation of cash and cash equivalents at the end of the quarter (as shown in the consolidated statement of cash flows) to the related items in the accounts	Current quarter \$A'000	Previous quarter \$A'000
5.1 Bank balances	371	4,478
5.2 Call deposits	2,510	10
5.3 Bank overdrafts	-	-
5.4 Other (provide details)	-	-
5.5 Cash and cash equivalents at end of quarter (should equal item 4.6 above)	2,881	4,488

6. Payments to directors of the entity and their associates

- 6.1 Aggregate amount of payments to these parties included in item 1.2
- 6.2 Aggregate amount of cash flow from loans to these parties included in item 2.3
- 6.3 Include below any explanation necessary to understand the transactions included in items 6.1 and 6.2

**Current quarter
\$A'000**

142

-

6.1 Payment for directors fees.

7. Payments to related entities of the entity and their associates

- 7.1 Aggregate amount of payments to these parties included in item 1.2
- 7.2 Aggregate amount of cash flow from loans to these parties included in item 2.3
- 7.3 Include below any explanation necessary to understand the transactions included in items 7.1 and 7.2

**Current quarter
\$A'000**

-

-

Mining exploration entity and oil and gas exploration entity quarterly report

8. Financing facilities available <i>Add notes as necessary for an understanding of the position</i>	Total facility amount at quarter end \$A'000	Amount drawn at quarter end \$A'000
8.1 Loan facilities	-	-
8.2 Credit standby arrangements	-	-
8.3 Other (please specify)	-	-
8.4 Include below a description of each facility above, including the lender, interest rate and whether it is secured or unsecured. If any additional facilities have been entered into or are proposed to be entered into after quarter end, include details of those facilities as well.		


--

9. Estimated cash outflows for next quarter	\$A'000
9.1 Exploration and evaluation	1,424
9.2 Development	-
9.3 Production	-
9.4 Staff costs	366
9.5 Administration and corporate costs	132
9.6 Other (capital raising costs)	-
9.7 Total estimated cash outflows	1,922

10. Changes in tenements (items 2.1(b) and 2.2(b) above)	Tenement reference and location	Nature of interest	Interest at beginning of quarter	Interest at end of quarter
10.1 Interests in mining tenements and petroleum tenements lapsed, relinquished or reduced				
10.2 Interests in mining tenements and petroleum tenements acquired or increased				

Compliance statement

- 1 This statement has been prepared in accordance with accounting standards and policies which comply with Listing Rule 19.11A.
- 2 This statement gives a true and fair view of the matters disclosed.

Sign here: 
(Director/Company secretary)

Date: 30 / 01 / 2018

Print name: Marc Ducler des Rauches

Notes

1. The quarterly report provides a basis for informing the market how the entity's activities have been financed for the past quarter and the effect on its cash position. An entity that wishes to disclose additional information is encouraged to do so, in a note or notes included in or attached to this report.
2. If this quarterly report has been prepared in accordance with Australian Accounting Standards, the definitions in, and provisions of, AASB 6: Exploration for and Evaluation of Mineral Resources and AASB 107: Statement of Cash Flows apply to this report. If this quarterly report has been prepared in accordance with other accounting standards agreed by ASX pursuant to Listing Rule 19.11A, the corresponding equivalent standards apply to this report.
3. Dividends received may be classified either as cash flows from operating activities or cash flows from investing activities, depending on the accounting policy of the entity.