



ASX: MCR



Positioning for a New Nickel Era

Major new exploration push underway in a premier nickel province

February 2018

Important Notice Disclaimer

This presentation has been prepared by Mincor Resources NL (**MCR**).

Summary of information: This presentation contains summary information about MCR and its activities current as at the date of the presentation. The information contained in this presentation, whether communicated in writing or orally, is for information purposes only. It is intended only for those persons to whom it is delivered personally by or on behalf of MCR. The information contained in this presentation is of general background and does not purport to be complete. It should be read solely in conjunction with the oral briefing provided by MCR and all other documents provided to you by MCR. The information in this presentation remains subject to change without notice, potentially in material respects. No responsibility or liability is assumed by MCR for updating any information in this presentation or to inform any recipient of any new or more accurate information or any errors of which MCR or its advisers may become aware.

Not financial product advice: The information contained in this presentation does not constitute investment or financial product advice (nor taxation or legal advice) and is not intended to be used as the basis for making an investment decision. In providing this presentation, MCR has not considered the objectives, financial position or needs of any particular recipients. Before making an investment decision prospective investors should consider the appropriateness of the information having regard to their own objectives, financial situation and needs, and seek legal, taxation and financial advice appropriate to their jurisdiction and circumstances.

Disclaimer: No representation or warranty, express or implied, is made as to the currency, accuracy, reliability, completeness or fairness of the information, opinions and conclusions contained in this presentation. Neither MCR, its related bodies corporate, shareholders or affiliates, nor any of their respective officers, directors, employees, affiliates, agents or advisers (each a **"Limited Party"**) guarantees or makes any representations or warranties, express or implied, as to or takes responsibility for, the currency, accuracy, reliability, completeness or fairness of the information, opinions and conclusions contained in this presentation. MCR does not represent or warrant that this presentation is complete or that it contains all material information about MCR or which a prospective investor or purchaser may require in evaluating a possible investment in MCR or acquisition of shares. To the maximum extent permitted by law, each Limited Party expressly disclaims any and all liability, including, without limitation, any liability arising out of fault or negligence, for any loss arising from the use of information contained in this presentation including representations or warranties or in relation to the accuracy or completeness of the information, statements, opinions or matters, express or implied, contained in, arising out of or derived from, or for omissions from, this presentation including, without limitation, any financial information, any estimates or projections and any other financial information derived there from.

Important Notice Disclaimer (cont'd)



Future performance: This presentation contains certain forward-looking statements and opinion. Forward-looking statements, including projections, forecasts and estimates, are provided as a general guide only and should not be relied on as an indication or guarantee of future performance and involve known and unknown risks, uncertainties, assumptions, contingencies and other important factors, many of which are outside the control of MCR and which are subject to change without notice and could cause the actual results, performance or achievements of MCR to be materially different from the future results, performance or achievements expressed or implied by such statements. Past performance is not necessarily a guide to future performance and no representation or warranty is made as to the likelihood of achievement or reasonableness of any forward looking statements or other forecast. Nothing contained in this presentation nor any information made available to you is, or and shall be relied upon as, a promise, representation, warranty or guarantee as to the past, present or the future performance of MCR.

Not an offer: This presentation is not a prospectus, product disclosure statement or other offering document under Australian law or any other law (and will not be lodged with the Australian Securities and Investments Commission or any other foreign regulator). This Presentation is not, and does not constitute, an invitation or offer of securities for subscription, purchase or sale in any jurisdiction. In particular, this presentation does not constitute an invitation or offer of securities for subscription, purchase or sale in the United States or any other jurisdiction in which such an offer would be illegal. The securities referred to in this presentation have not been, and will not be, registered under the U.S. Securities Act of 1933 as amended (the "**Securities Act**") or the securities laws of any state or other jurisdiction of the United States and may not be offered or sold, directly or indirectly in the United States or to any person acting for the account or benefit of a person in the United States unless the securities have been registered under the Securities Act (which MCR has no obligation to do or procure) or are offered and sold in a transaction exempt from, or not subject to, the registration requirements of the Securities Act and any other applicable securities laws. The distribution of this presentation in jurisdictions outside Australia may be restricted by law and you should observe any such restrictions.

Monetary values: Unless otherwise stated, all dollar values are in Australian dollars (A\$).

No distribution: Distribution of this presentation may be restricted by law. Persons who come into possession of this presentation should seek advice on and observe any such restrictions. Any failure to comply with such restrictions may constitute a violation of applicable securities laws.

Confidential: The information in this presentation is strictly confidential. It may not be reproduced, disseminated, quoted or referred to, in whole or in part, without the express consent of MCR. You agree to keep this information confidential, not to disclose any of the information contained in this presentation to any other person and not to copy, use, publish, record or reproduce the information in this presentation without the prior written consent of MCR, which may be withheld in its absolute discretion.

2018 Nickel Program Underway

Drilling and high-resolution aeromagnetics in progress at Cassini



Photo taken 16 February 2018

Mincor Resources – At a glance



- Dominant land position in Kambalda, a world-class nickel-gold mining district
- 15 year track record as a successful miner, developer and explorer
- Re-commencement of nickel exploration and gold pre-production underway
- Major contracts being finalised to enable a gold mining decision by the Board

Board of Directors

Brett Lambert (Non-executive Chairman)

- Joined Mincor in January 2017
- Mining engineer and experienced company director with 30+ years of involvement in the resources sector

Peter Muccilli (Managing Director)

- Managing Director since December 2016
- Geologist with +25 years experience in mining, project development and exploration

Mike Bohm (Non-executive Director)

- Joined Mincor in January 2017
- Mining professional with extensive corporate, project development and mine operations experience

Financial Information

Shares on issue ¹	~220m
Share price (20 Feb 2018)	~A\$0.38
Market cap (20 Feb 2018)	~A\$83m
Cash at 31 Dec 2017*	A\$14.5m

**Does not include the proceeds of the A\$4M SPP completed at 24 January 2018.*

Strategy – Unlocking value in nickel and gold at Kambalda



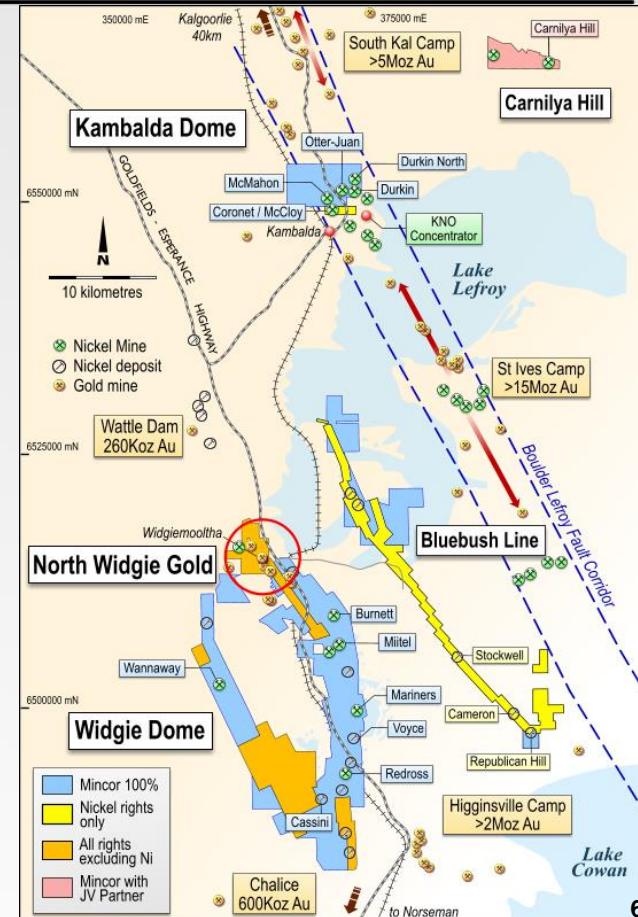
Mincor's high-quality ground position offers a clear opportunity to rebuild high-grade nickel Ore Reserves:

- Exploration program underway to progress multiple targets
- Programs to focus initially on shallow regional targets
- Ability to leverage off existing nickel Resource base (99kt contained Ni) and Reserves (28kt contained Ni)

Cash-flow from developing our gold assets:

- Mining a series of low capex open pits, with ore to be processed under toll-treatment arrangements
- Inventory of 330koz of gold in Resource, with opportunity to grow with further exploration

“Outstanding mining address, with incredible mineral endowment and first-class mining infrastructure”

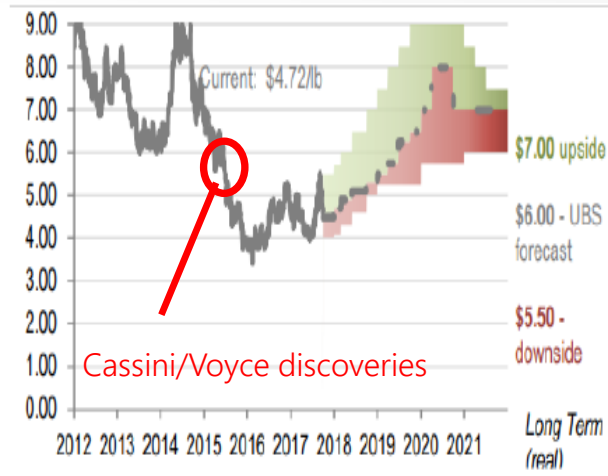


Kambalda Nickel Portfolio – Overview



- Consolidated >100km of the hosting basal contact
- Mincor's ground has produced ~740kt of Ni historically
- Highly prospective for greenfields exploration success – discoveries at Cassini and Voyce illustrate clear potential

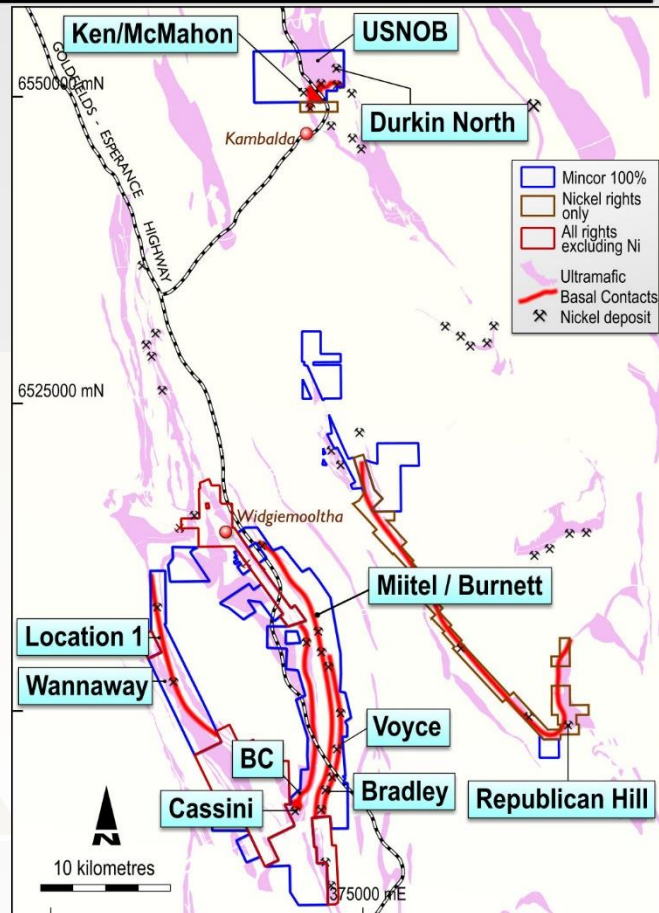
Price Forecast & Upside/Downside (US\$/lb)



Source: UBS & Bloomberg.

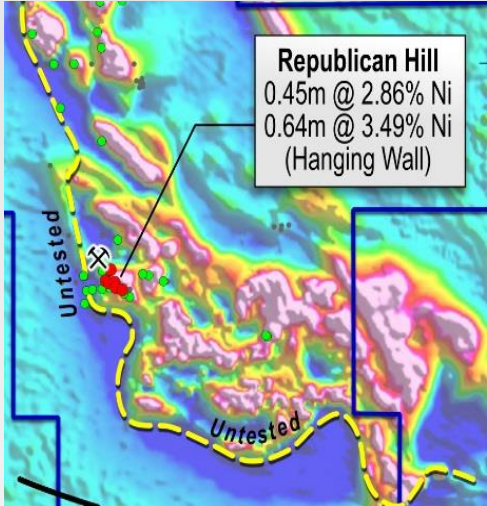
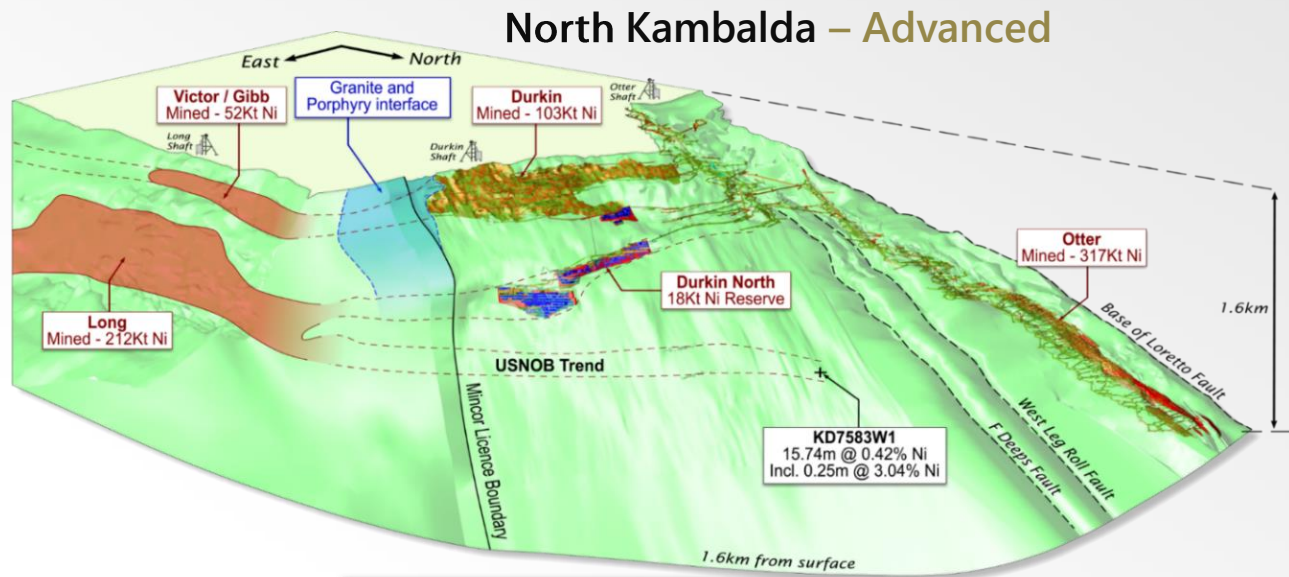


Greenfields Exploration Targets



Significant Nickel Portfolio


Exciting pipeline from advanced growth projects to shallow HG prospects



Republican Hill

Cassini Prospect

MDD255:
6.42m @ 7.2% Ni



Voyce Prospect

MDD235:
8.81m @ 7.72% Ni

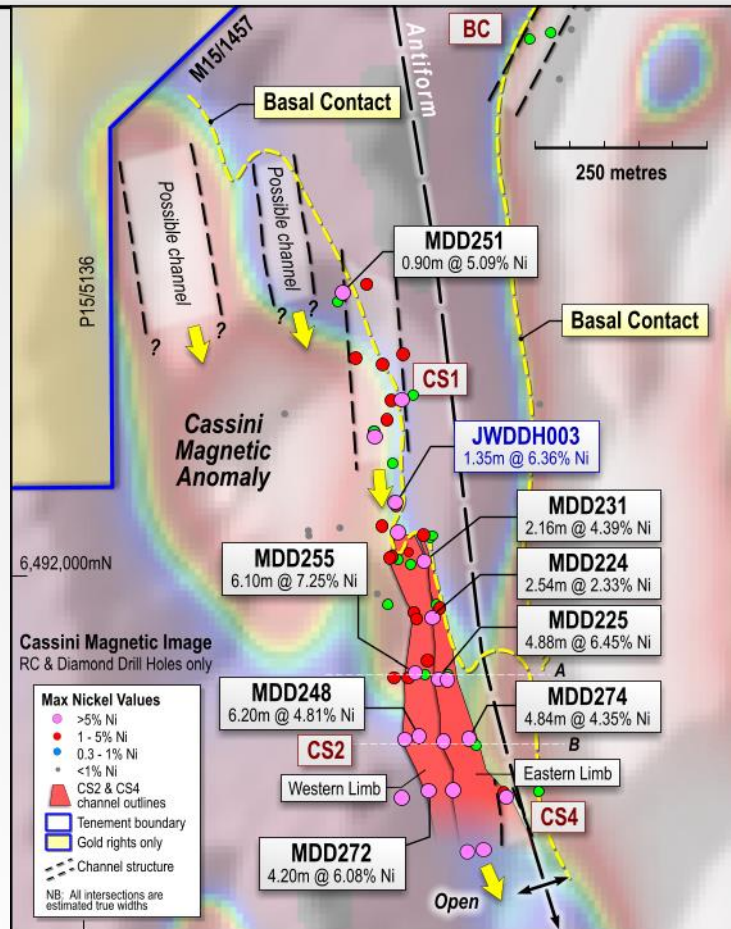


Cassini – Advanced prospect not in Resource

- Significant near-surface Ni sulphide discovery
- Two channels discovered so far – CS1 and CS2
- **Consistent, high-grade intersections in CS2 channel over 430m plunge length**
- Exploration Target for CS2 only defined: 400–500kt at 3–4% Ni (*see note) and to 350m below surface only, still open
- District-scale potential – northern half of magnetic anomaly unexplored

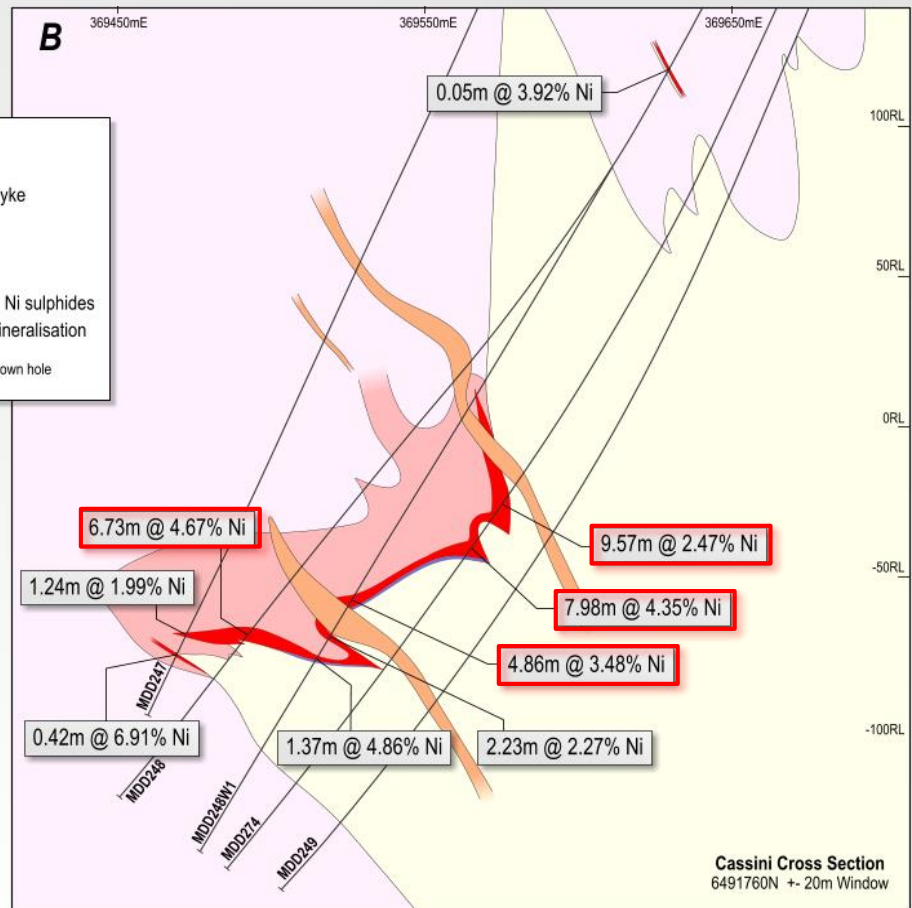
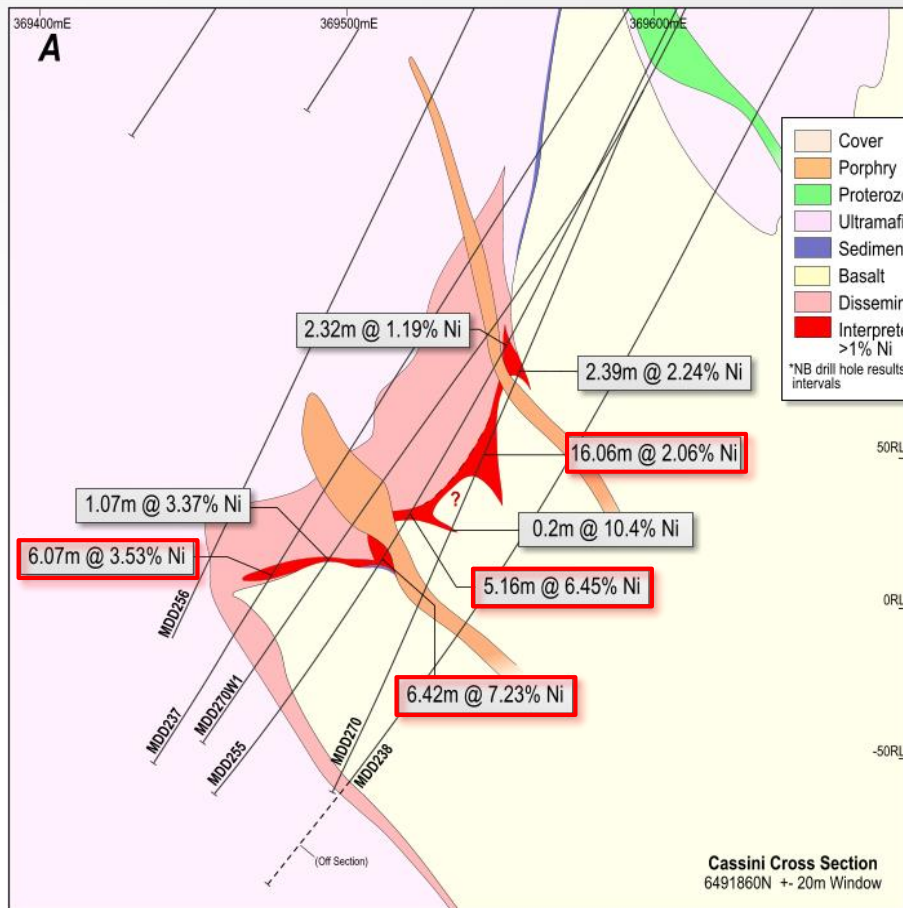
* This target is conceptual in nature and based on initial drill results. There has been insufficient drilling to estimate a Mineral Resource and it is uncertain that further drilling will result in the estimation of a Mineral Resource. The planned CS2 infill drilling will progress the exploration target in the next 12 months.

** Further details on Cassini exploration results, please refer to ASX releases dated 5 March 2015 and 9 April 2015.



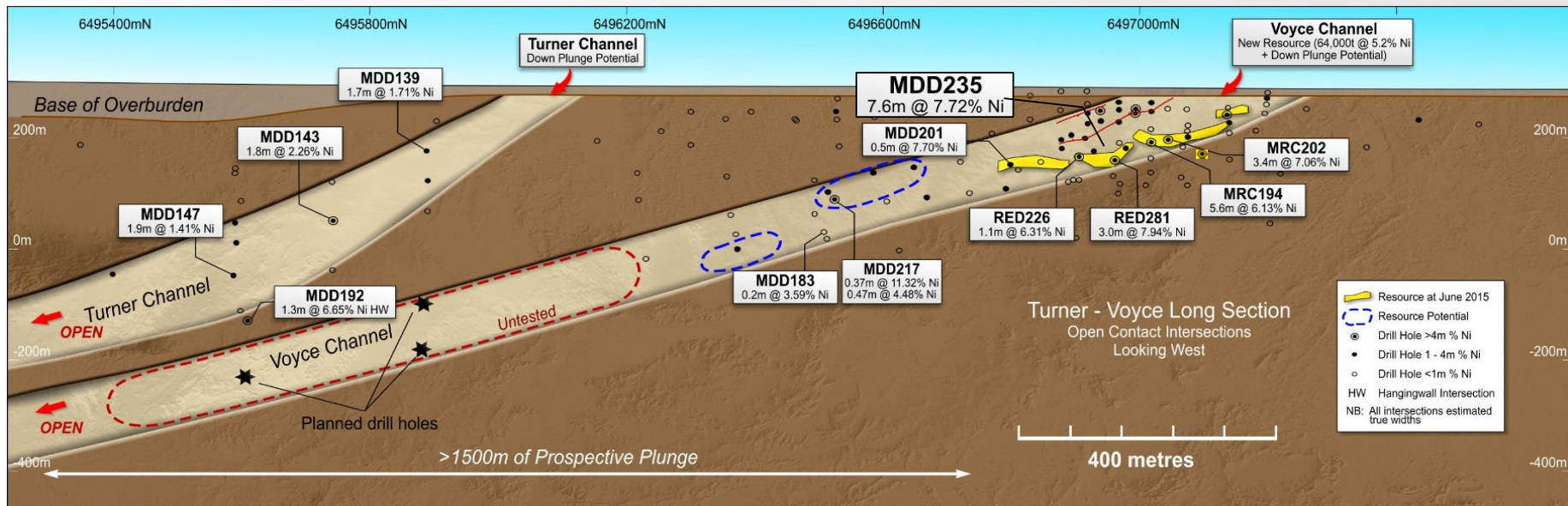
Cassini Cross-sections

Drilling at the high-grade CS2 Channel underway

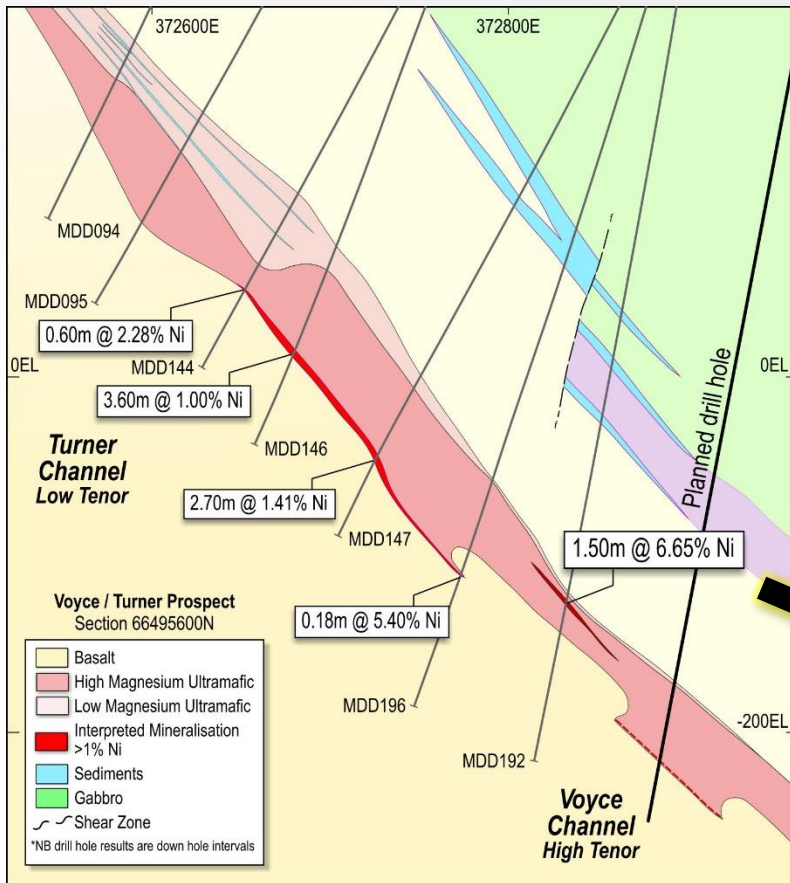


Voyce – Shallow, high-grade discovery

- High-grade intersections <100m deep
- Channel structure open at depth, with >1.5km prospective plunge potential
- Drilling sections down-plunge of the Voyce channel planned




Voyce – Parallel and separate to the Turner Channel



0.45m

MDD192

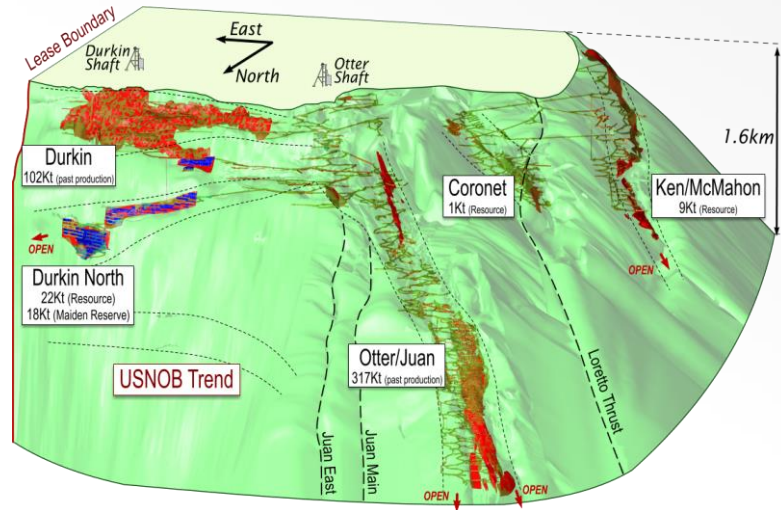
1.5m @ 6.65% Ni
0.45m of massive,
tenor 15.1% Ni



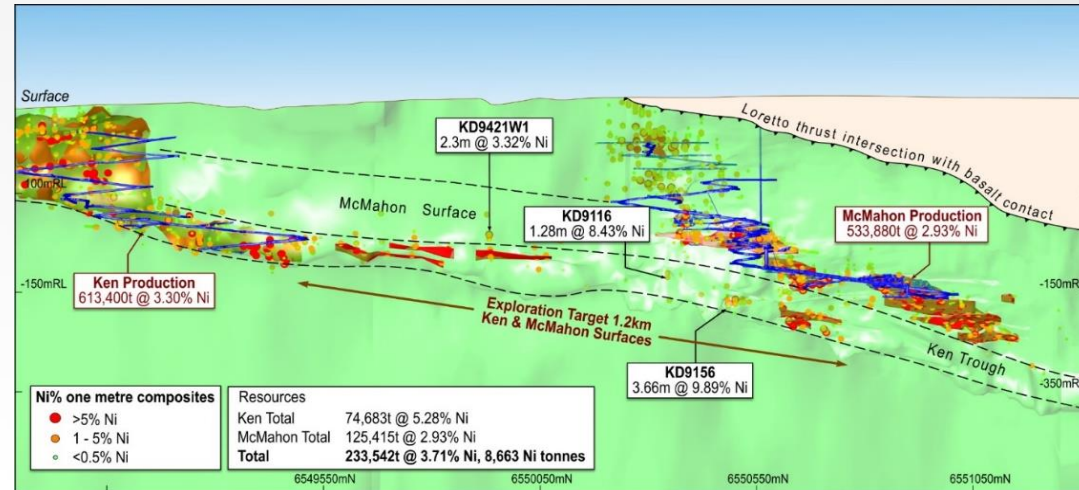
North Kambalda Dome – Ken and McMahon trends

- Extensions could significantly improve the economics of restarting mining
- 1.2km of highly prospective, near-surface channels
- Existing HG Resource (9kt Ni metal @ 3.7%) and two decline access points
- Infill drilling planned in 1.2km gap, targeting extensions to current Resources

Kambalda Dome – 3D view of basal contact looking south

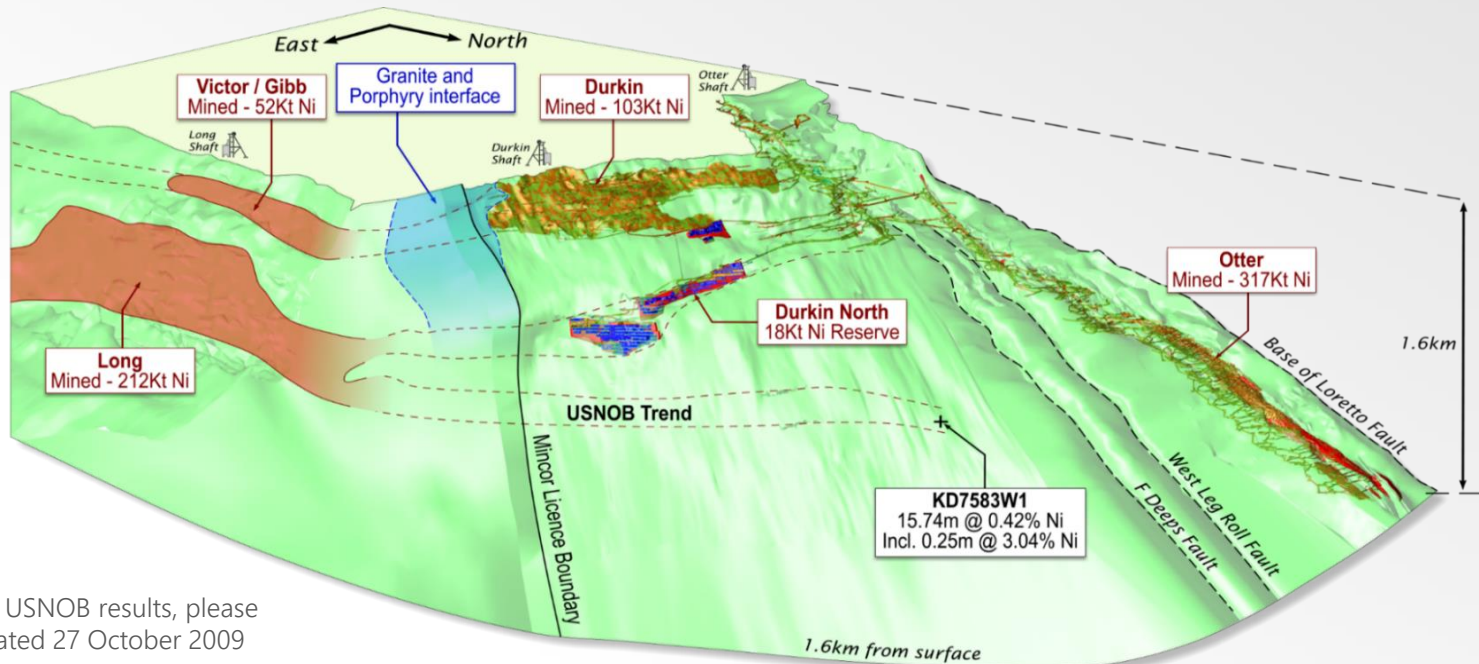


Ken and McMahon existing UG development and exploration potential



Kambalda Dome NE Corridor – Home of the giants

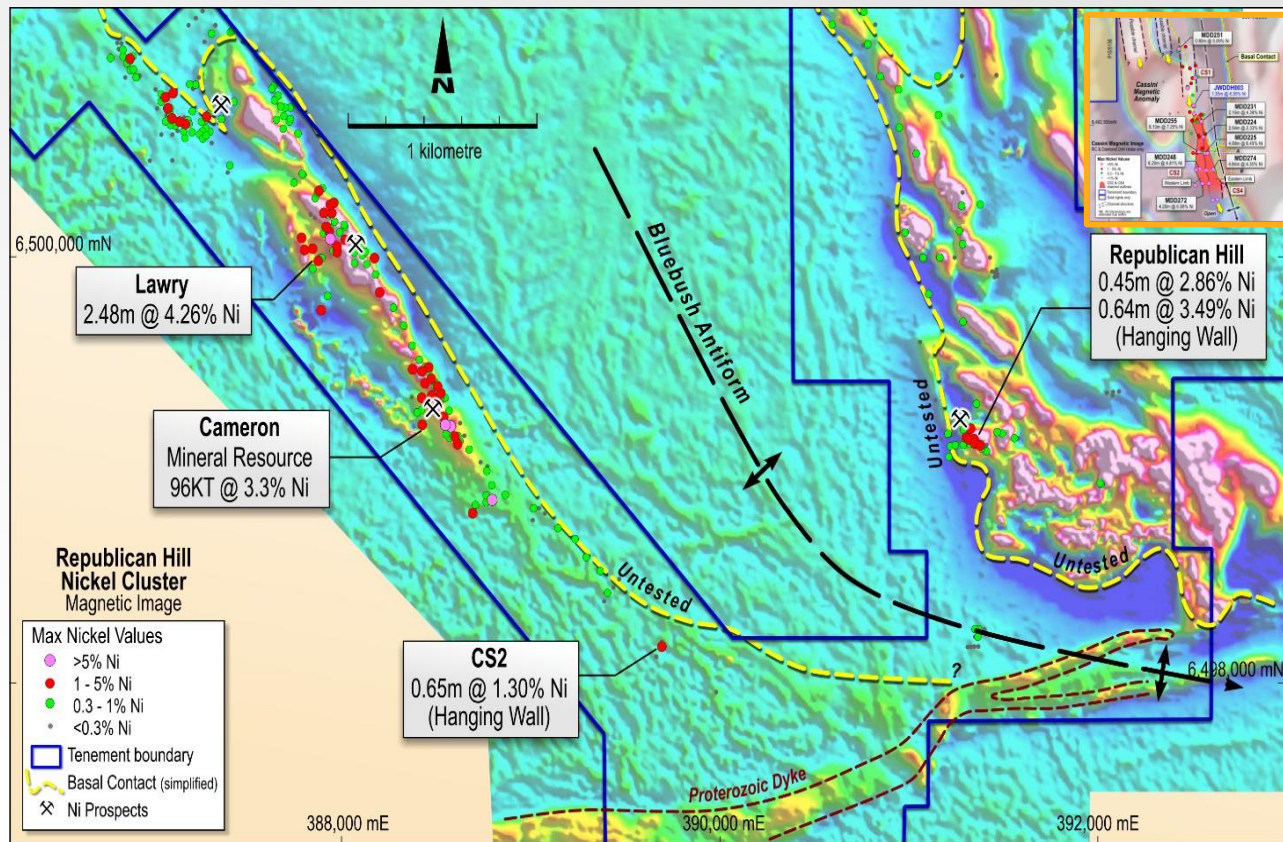
- USNOB is an exciting exploration target; the channel trend is alongside the giant Otter Juan channel and is possibly the extension of the Long channel
- Surface drilling planned to test this concept



*For further details on USNOB results, please refer to ASX release dated 27 October 2009

Bluebush, Republican Hill – Superb greenfields target

- Cassini lookalike pre-discovery
- 2km strike of basal contact remains untested
- Recent aerial high-resolution magnetics points to a significant change from original interpretation
- **Geochemistry, ground EM and RAB/RC drilling planned**



* For further details on Bluebush exploration results, please refer to September 2017 Quarterly Report



MINCOR

RESOURCES NL



On the Cusp of Being a Gold Producer

Widgiemooltha Gold Project (WGP)

Near-term, cash generating development project

April 17 FS* results confirms low capex, high-value project:

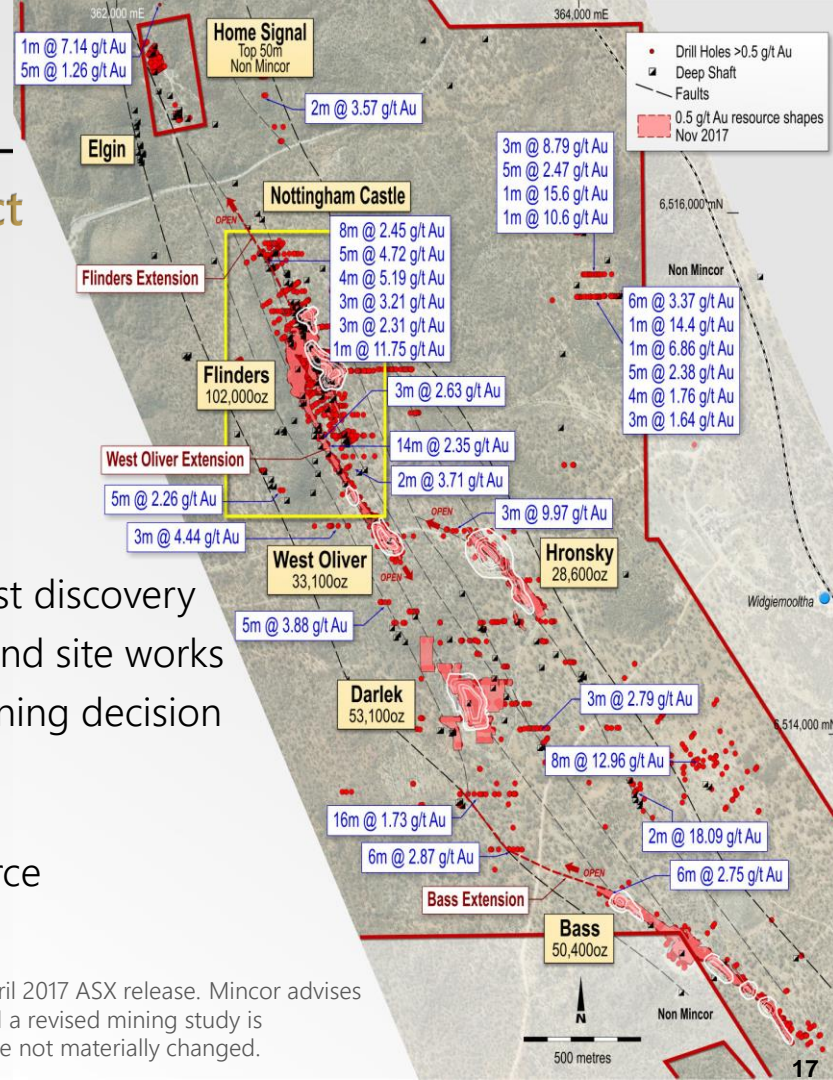
- Ore Reserves* of 790Kt @ 2.7g/t for 69koz of Au
- NPV_{8%} – A\$25.7M*; AISC – A\$1,126/oz (at A\$1,600/oz Au); low capex (A\$2.8M)

Project implementation

- Enhanced mining studies underway to include Flinders West discovery
- Pre-production activities – clearing, grade control drilling and site works
- Progressing finalisation of major contracts to allow final mining decision

Exploration upside to build business

- Numerous shallow intersections not yet captured in Resource



* For Ore Reserves and full Feasibility Study (FS) results, please refer to December 2017 Qtr and 26 April 2017 ASX release. Mincor advises that the Resources underpinning the FS have increased (see ASX release dated 7 November 2017) and a revised mining study is underway. Mincor confirms that all other assumptions underpinning the FS continue to apply and have not materially changed.

Summary and Key Takeaways

- Disciplined nickel exploration program underway
- Multiple targets being tested: aiming to build high-grade nickel Ore Reserves in the Kambalda district
- Consistent news flow expected as nickel drilling advances
- Progressing gold development in early 2018: pre-production underway, expected near-term cashflow
- Healthy balance sheet and proven track record as an explorer, developer and miner



Appendices

Competent Person Statements

Nickel Mineral Resources as at 30 June 2017

RESOURCE	MEASURED		INDICATED		INFERRED		TOTAL		
	Tonnes	Ni (%)	Tonnes	Ni (%)	Tonnes	Ni (%)	Tonnes	Ni (%)	Ni tonnes
Redross	39,000	4.9	138,000	2.9	67,000	2.9	244,000	3.2	7,900
Burnett	-	-	241,000	4.0	-	-	241,000	4.0	9,700
Miitel	156,000	3.5	408,000	2.8	27,000	4.1	591,000	3.1	18,100
Wannaway	-	-	110,000	2.6	16,000	6.6	126,000	3.1	3,900
Carnilya*	33,000	3.6	40,000	2.2	-	-	73,000	2.8	2,100
Otter Juan	2,000	6.9	51,000	4.1	-	-	53,000	4.3	2,300
McMahon/Ken**	25,000	2.7	103,000	3.1	105,000	4.6	234,000	3.7	8,700
Durkin North	-	-	417,000	5.3	10,000	3.8	427,000	5.2	22,400
Gellatly	-	-	29,000	3.4	-	-	29,000	3.4	1,000
Voyce	-	-	50,000	5.3	14,000	5.0	64,000	5.2	3,400
Cameron	-	-	96,000	3.3	-	-	96,000	3.3	3,200
Stockwell	-	-	554,000	3.0	-	-	554,000	3.0	16,700
Total	256,000	3.7	2,237,000	3.6	239,000	4.2	2,732,000	3.6	99,200

The information in this presentation that relates to nickel Mineral Resources is based on information compiled by Rob Hartley, who is a full-time employee of Mincor Resources NL and has sufficient experience relevant to the style of mineralisation and type of deposit under consideration, and to the activity which he is undertaking to qualify as a Competent Person as defined in the 2012 edition of the "Australasian Code for Reporting of Exploration Results, Mineral Resources and Ore Reserves". Mr Hartley consents to the inclusion in this presentation of the matters based on his information in the form and context in which it appears and is a Member of the AusIMM.

Figures have been rounded and hence may not add up exactly to the given totals. Resources are inclusive of Reserves.

* Resources shown for Carnilya Hill are those attributable to Mincor – that is, 70% of the total Carnilya Hill Resource.

** McMahon/Ken also includes Coronet.

Competent Person Statements (cont'd)

Nickel Ore Reserves as at 30 June 2017

RESERVE	PROVEN		PROBABLE		TOTAL		
	Tonnes	Ni (%)	Tonnes	Ni (%)	Tonnes	Ni (%)	Ni tonnes
Mariners	-	-	-	-	-	-	-
Redross	-	-	-	-	-	-	-
Burnett	-	-	271,000	2.6	271,000	2.6	6,900
Miitel	28,000	2.6	129,000	2.2	157,000	2.3	3,600
Wannaway	-	-	-	-	-	-	-
Durkin North	-	-	708,000	2.5	708,00	2.5	17,700
Otter Juan	-	-	-	-	-	-	-
McMahon/Ken*	-	-	-	-	-	-	-
Total	28,000	2.6	1,108,000	2.5	1,136,000	2.5	28,200

Figures have been rounded and hence may not add up exactly to the given totals. Resources are inclusive of Reserves.

The information in this presentation that relates to nickel Ore Reserves is based on information compiled by Paul Darcey, who is a full-time employee of Mincor Resources NL and has sufficient experience relevant to the style of mineralisation and type of deposit under consideration, and to the activity which he is undertaking to qualify as a Competent Person as defined in the 2012 edition of the "Australasian Code for Reporting of Exploration Results, Mineral Resources and Ore Reserves". Mr Darcey consents to the inclusion in this presentation of the matters based on his information in the form and context in which it appears, and is a Member of the AusIMM.

Competent Person Statements (cont'd)

Gold Mineral Resources as at November 2017

RESOURCE	MEASURED		INDICATED		INFERRED		TOTAL		
	Tonnes	Au (g/t)	Tonnes	Au (g/t)	Tonnes	Au (g/t)	Tonnes	Au (g/t)	Ounces
West Oliver	-	-	314,900	2.1	153,600	2.3	468,500	2.2	33,100
Jeffreys Find	-	-	833,400	1.7	321,700	1.5	1,155,100	1.7	61,560
Bass	-	-	355,200	2.1	400,600	2.0	755,800	2.1	50,400
Hronsky	-	-	249,600	2.5	144,300	1.8	393,800	2.3	28,600
Darlek	-	-	549,100	2.0	342,300	1.6	891,400	1.9	53,100
Flinders	-	-	1,216,600	1.9	576,500	1.5	1,793,200	1.8	102,000
Total	-	-	3,518,800	1.9	1,939,000	1.8	5,457,800	1.9	328,660

Figures have been rounded and hence may not add up exactly to the given totals. Resources are inclusive of Reserves reported at 0.5g/t cut-off.

Refer to ASX release dated 7 November 2017 for JORC Table details. Due to recent drilling in the Flinders area, the Resource estimate will be updated to incorporate the new information by June 2018. Additional drilling within existing resource shapes is not considered to materially change the overall Resources as currently stated.

The information in this presentation that relates to gold Mineral Resources is based on information compiled by Rob Hartley, who is a full-time employee of Mincor Resources NL and has sufficient experience relevant to the style of mineralisation and type of deposit under consideration, and to the activity which he is undertaking to qualify as a Competent Person as defined in the 2012 Edition of the "Australasian Code for Reporting of Exploration Results, Mineral Resources and Ore Reserves". Mr Hartley consents to the inclusion in this presentation of the matters based on his information in the form and context in which it appears, and is a Member of the AusIMM.

Competent Person Statements (cont'd)

Gold Ore Reserves as at 30 June 2017

RESERVE	PROVEN		PROBABLE		TOTAL		
	Tonnes	Au (g/t)	Tonnes	Au (g/t)	Tonnes	Au (g/t)	Ounces
West Oliver	-	-	128,000	2.7	128,000	2.7	11,000
Bass	-	-	95,000	2.9	95,000	2.9	9,000
Hronsky	-	-	136,000	2.9	136,000	2.9	13,000
Darlek	-	-	181,000	2.3	181,000	2.3	13,000
Flinders	-	-	249,000	2.9	249,000	2.9	23,000
Total	-	-	790,000	2.7	790,000	2.7	69,000

Estimations have been rounded to the nearest 1,000 tonnes, 0.1 g/t Au grade and 1,000 ounces. Differences may occur due to rounding. Probable Ore Reserves restated to remove a small amount (4%) of Inferred Resource material which was part of the April 17 tabulation. This Ore Reserve statement has not yet been updated to reflect the Mineral Resources released in November 2017, however the new information is not expected to materially change the project.

Updated Table 1 Section 4 of the JORC Code 2012 has been included ASX release "Quarterly Release Dec 17" and ASX release "Gold Feasibility Study Results" dated 26 April 2017.

The information in this presentation that relates to gold Mineral Reserves is based on information compiled by Mr Dave Clark, who is a full-time employee of Minero Consulting and has sufficient experience relevant to the style of mineralisation and type of deposit under consideration, and to the activity that he is undertaking to qualify as a Competent Person as defined in the 2012 Edition of the "Australasian Code for Reporting of Exploration Results, Mineral Resources and Ore Reserves". Mr Clark consents to the inclusion in this presentation of the matters based on his information in the form and context in which it appears, and is a Fellow of the AusIMM.

Exploration Results and Targets

The information in this presentation that relates to Exploration Results and exploration targets is based on information compiled by Mr Robert Hartley, who is a Member of the Australasian Institute of Mining and Metallurgy. Mr Hartley is a full-time employee of Mincor Resources NL. Mr Hartley has sufficient experience that is relevant to the style of mineralisation and type of deposit under consideration and to the activity that he is undertaking to qualify as a Competent Person as defined in the 2012 Edition of the "Australasian Code for Reporting of Exploration Results, Mineral Resources and Ore Reserves". Mr Hartley consents to the inclusion in this presentation of the matters based on his information in the form and context in which it appears.