



ASX/Media Release

Dated: 8 May 2018

POSITIVE METALLURGICAL TESTWORK RESULTS FROM RICHMOND VANADIUM PROJECT

HIGHLIGHTS

- *First pass pre-concentration testwork completed on samples from the Lilyvale prospect area, part of the Richmond vanadium project in northwest Queensland*
- *Pre-concentration tests aimed at upgrading the run of mine ore utilising gravity, screening and flotation prior to downstream processing*
- *Test work completed by Beijing General Research Institute of Mining and Metallurgy and the Hunan Research Institute for Nonferrous Metals in China*
- *Both Institutes account for over 60% of test work conducted on vanadium in China with testwork programs jointly developed using AXF's in-house expertise and the considerable experience of both institutes*
- *Particle size analysis confirms previous work where 90% of the contained V_2O_5 reported to the fine size fractions below $43\mu m$*
- *Initial two-stage concentration tests resulted in a 1.1% V_2O_5 grade in 39% of the mass at a 78.4% recovery*
- *Further testwork underway to optimise the pre-concentration stages with the aim of delivering a 1.5% - 2% V_2O_5 feed stock at acceptable recovery for downstream processing testwork¹*
- *The Lilyvale prospect has an Inferred Mineral Resource (JORC 2012) of 670Mt grading 0.35% V_2O_5 at a 0.29% cut-off grade²*
- *Lilyvale is the initial development focus and forms part of the greater Richmond project with a Mineral Resource of 2,579Mt grading 0.32% V_2O_5 at a 0.29% cut-off grade²*
- *The project is subject to an earn-in Joint Venture with AXF Vanadium Pty Ltd ("AXF") whereby AXF can earn 75% by spending \$6m by March 2021³*
- *Infill drilling at the shallow oxide Lilyvale prospect is planned for the September Quarter to upgrade the resource to the Measured and Indicated categories and to provide additional metallurgical samples*

Commenting on the results, Intermin Managing Director Mr Jon Price said:

"The first pass results from Lilyvale are extremely encouraging and confirm the historic testwork completed by Intermin over the last decade. To have highly credentialed research institutes in China delivering 78% of the vanadium into 39% of the mass at good grades bodes well for the optimisation testwork now underway."

"We look forward to further results and moving forward with AXF on the downstream processing studies and upgrading the Lilyvale resource. With the soft oxide mineralisation just 4m below surface at Lilyvale, the scale of the project has the potential to compete with any world class vanadium deposit and meet the supply needs of both the steel and emerging energy storage markets."

AXF Vanadium Managing Director Dr Shaun Ren added:

"These initial results have provided us with growing confidence in the project and formed the basis to move to the next stage where we have committed a further A\$5m to optimise pre-concentration, commence downstream processing work and develop a pathway to commercial production."

¹ See Forward Looking and Cautionary statement on Pages 6 and 7, ² As announced to the ASX on 20 March 2018 ³As announced to the ASX on 19 September 2017.

ASX CODE
IRC, IRCOA

SHARE PRICE
\$0.18

SHARES ON ISSUE
227M

OPTIONS (IRCOA)
24.6M (\$0.17)

OPTIONS (UNLISTED)
2.5M (\$0.075)
1.75M (\$0.125)

PERFORMANCE
RIGHTS
6.7M

MARKET CAP
~\$41M (undiluted)

BOARD

Peter Bilbe
Chairman

Peter Hunt
Non-Executive Director

Jon Price
Managing Director

MANAGEMENT

Grant Haywood
Chief Operating Officer

Dave O'Farrell
Exploration Manager

COMPANY SECRETARY

Bianca Taveira

INVESTOR/MEDIA ENQUIRIES

Jon Price
Michael Vaughan

KEY GOLD PROJECTS

Teal
Anthill
Blister Dam
Goongarrie Lady
Binduli
Windanya
Knowona North
Yarmony
Black Flag
Olympia
Lakewood

VANADIUM PROJECTS

Richmond

WEBSITE

www.intermin.com.au

Overview

Intermin Resources Limited (ASX: IRC) (“Intermin” or the “Company”) and JV partner AXF are pleased to announce positive initial metallurgical testwork results from the Lilyvale prospect area, part of the Richmond vanadium project. The project is located in northwest Queensland and lies on the Flinders Highway and Great Northern railway, 500km west of the Townsville port and 250km east of Mt Isa (Figure 1). The project comprises four main prospects (Figure 2) in the Richmond and Julia Creek districts covering an area of 1,520km² with a total Mineral Resource of 2,579Mt grading 0.32% V₂O₅ at a 0.29% cut-off grade¹.

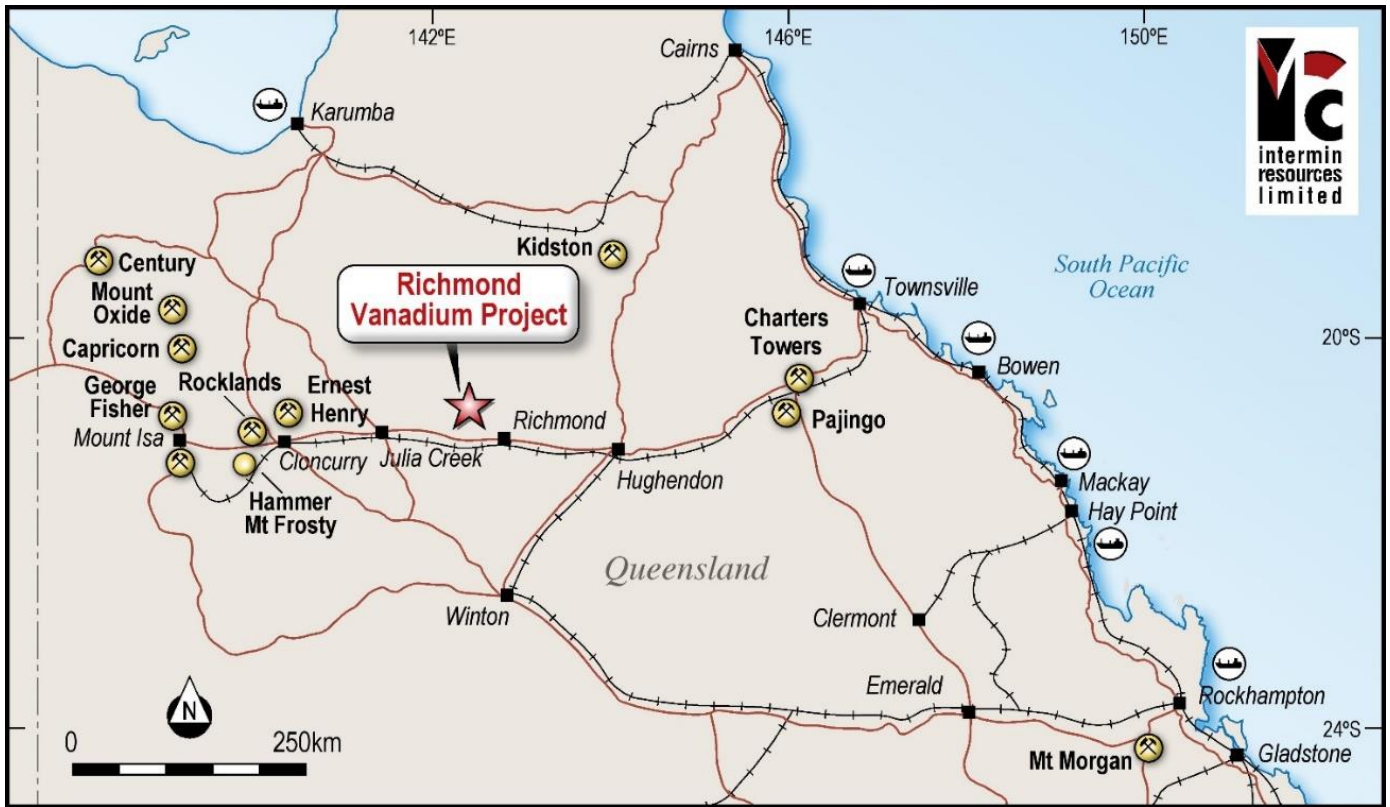


Figure 1: Richmond vanadium project joint venture in Queensland

As announced to the ASX on 19 September 2017, Intermin completed a formal Joint Venture agreement with AXF over the Richmond project. AXF brings considerable technical expertise to the project and has extensive business relationships throughout Southeast Asia.

Details of the agreement between the parties include:

- An earn-in Joint Venture whereby AXF can earn 25% of the project area by spending A\$1m within a one year period and maintaining the project in good standing
- AXF to solely contribute to further expenditure of A\$5m on the project to earn a further 50% over a three year period, inclusive of the completion of a Feasibility Study on part or all of the project area
- During the sole funding period, AXF will manage the project with direction from the JV committee comprising representatives from both parties
- Upon AXF satisfying the earn-in terms, each party will contribute to ongoing expenditure in accordance with its respective percentages

AXF has now formally committed to the stage 2 expenditure commitment of A\$5m over 3 years to March 2021 inclusive of a Feasibility Study on commercial production.

¹ As announced to the ASX on 20 March 2018, see also table and Competent Persons Statement on Page 6

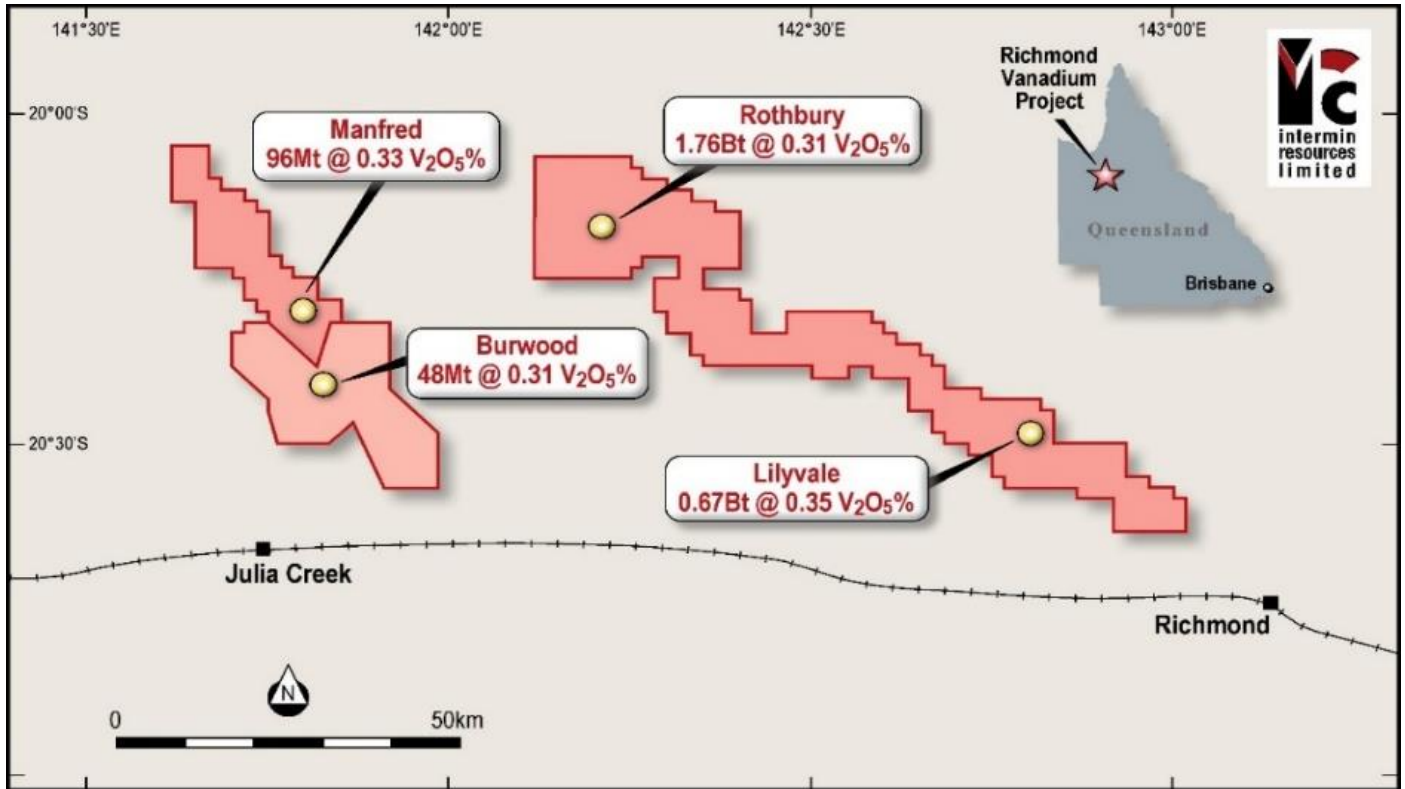


Figure 2: Richmond Vanadium Project tenement locations and resources

Metallurgical Testwork¹

In late 2017, AXF collected approximately 1.2 tonnes of vanadium samples from the Lilyvale prospect area for despatch to two research laboratories in China:

- **Beijing General Research Institute of Mining and Metallurgy (BGRIMM)**, a leading institute directly under the Chinese central government providing innovative technology, diversified products and process-orientated engineering services in mineral and material industries worldwide. With ISO 9001 accreditation, the institute provides complete solution integrating R&D, engineering and equipment manufacture.
- **Hunan Research Institute for Nonferrous Metals (HRINM)**, established in 1958, is the first intellectual property-intensive research institute in the Hunan Province focussed on R&D, metal mining, process selection, smelting and new alloys development.

The ore at Lilyvale comprises soft oxidised limestone rich clays from surface to 15m depth where the oil has been leached out and the enrichment of vanadium and other metals including molybdenum, nickel and copper has occurred. The Lilyvale area has the highest grade of the four prospects (Figure 2), is closest to surface for simple open cut free dig mining and is amenable to pre-concentration at site to provide a higher grade feedstock with lower mass.

Testwork programs were jointly developed using AXF's in-house expertise and the experience of both institutes with both programs supervised by AXF's senior technical staff. Initial testwork completed during the December and March Quarters focussed on ore pre-concentration of the run of mine ore. Previous testwork completed by Intermin indicated upgrading of the ore could be achieved by physical means.

Ore mineralogy and particle size analysis has shown that over 90% of the vanadium resides in the fine fractions of the ore below 43 microns. Effective separation and removal of the coarse fraction enables concentration of V₂O₅ and removal of a significant proportion of the calcite that can impact downstream processing and reagent consumption.

¹ As announced to the ASX on 20 March 2018. See also JORC Tables in Appendix One on Page 7

The first phase of the testwork involved additional particle size analysis to confirm historic work followed by single stage and 2 stage concentration tests using a combination of screening, gravity and flotation.

Results of the particle size analysis is shown below as Table 1:

Product	Yield %	V ₂ O ₅ Grade %	V ₂ O ₅ Distribution %
-2mm+1mm	7.95	0.052	0.84
-1mm+0.8mm	5.45	0.05	0.55
-0.8mm+0.61mm	5.25	0.048	0.51
-0.61mm+0.45mm	4.77	0.048	0.47
-0.45mm+0.28mm	10.8	0.057	1.25
-0.28mm+0.15mm	2.13	0.061	0.26
-0.15mm+0.10mm	6.43	0.11	1.45
-0.10mm+0.074mm	6.67	0.25	3.39
-0.074mm+0.043mm	3.01	0.29	1.75
-0.043mm+0.037mm	2.1	0.23	0.99
-0.037mm+0.020mm	5.08	0.48	4.98
-0.020mm	40.36	1.02	83.56
TOTAL	100	0.49	100

As can be seen by the table, 89% of the contained metal reports to the -43um size fraction and 84% to the -20um size fraction confirming historic work completed by Intermin.

Representative samples were dried and crushed ahead of the pre-concentration testwork and single stage tests commenced to assess amenability of different physical separation processes including screening, gravity and flotation. This was followed by a two stage process utilising results from the single stage tests.

Table 2 below shows the results of the 2 stage test:

Product	Yield %	V ₂ O ₅ Grade %	V ₂ O ₅ Recovery %
Concentrate	38.46	1.1	78.42
Tailings	61.54	0.109	21.58
TOTAL	100	0.49	100

The results show that 78% of the vanadium was recovered in to 38% of the original mass at a grade of 1.1% V₂O₅. This initial work provides a solid basis for further optimisation work to upgrade the run of mine ore by physical separation ahead of downstream processing.

Next Steps

Optimisation work is now underway to further improve the initial results ahead of downstream processing testwork using proven but commercially sensitive and proprietary technology. This optimisation work is expected to be completed in the September Quarter of 2018. Further updates will be released in the December Quarter where the results do not conflict with confidentiality agreements. Infill drilling at Lilyvale is planned for the September Quarter to upgrade the resource and provide additional samples for ongoing testwork.

¹ As announced to the ASX on 20 March 2018. See also JORC Tables in Appendix One on Page 7

Lilyvale Prospect

Lilyvale is located 20km northwest of the Richmond Township and in close proximity to the Flinders Highway and Great Northern Railway line. The current resource totals 671Mt grading 0.35% vanadium pentoxide, 274g/t molybdic oxide¹ and commercially significant copper and nickel mineralisation (Figure 4). The deposit is 10-12m thick, up to 5km wide and over 6km long and is open in all directions. The prospect is hosted within marine sediments and differs significantly from the hard rock titaniferous magnetite deposits.

The mineralisation commences 5m from the surface and, as with all the prospects, occurs in two different facies:

1. Oxidised coarse limestone rich clay unit from surface to 15m depth where the oil has been leached out and enrichment of vanadium and other metals has occurred (Figure 4). Previous test work had shown that over 90% of the contained metal lies in the $-38\mu\text{m}$ size fraction²
2. Fresh fine grained carbonate – clay – oil shale unit containing vanadium, molybdenum, nickel, copper and significant oil content of 65-75 litres of oil per tonne of shale²

Initial development work will focus on the upper mineralised zone at Lilyvale as it:

- Is the highest grade based on the drilling to date with the mineralisation 4-5m from surface
- Can be mined simply by free dig open cut mining at very low strip ratios
- Is amenable to low cost removal of the coarse fraction via scrubbing, trommelling, screening, cycloning and flotation to produce a high grade intermediate feedstock grading $\sim 1.5\% - 2\% \text{V}_2\text{O}_5$. Metallurgical testwork continues at two research Laboratories in China to further assess the optimal upgrade ratios and recoveries.^{1,2}
- Has been subject to extensive downstream processing testwork for metal extraction.
- Is close to road and rail infrastructure, ports and Asian markets

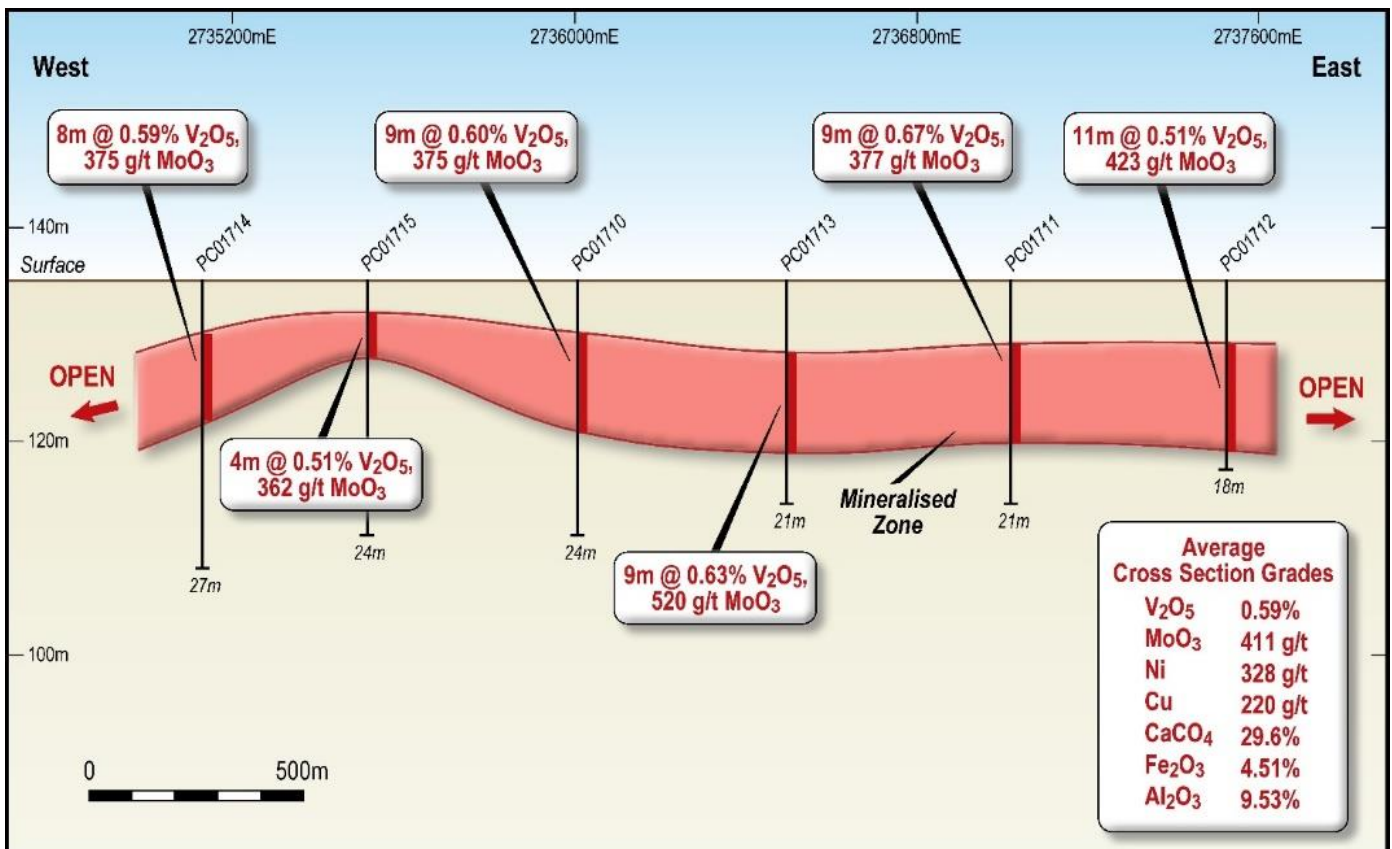


Figure 3: Lilyvale prospect area drill hole section showing average thickness and metal grades

¹ See Competent Persons statement and JORC tables on Page 6. ² As announced to the ASX on 20 March 2018

About Intermin

Intermin is a gold exploration and mining company focussed on the Kalgoorlie and Menzies areas of Western Australia which are host to some of Australia's richest gold deposits. The Company is developing a mining pipeline of projects to generate cash and self-fund aggressive exploration, mine developments and further acquisitions. The Teal gold mine is currently in production.

Intermin is aiming to significantly grow its JORC-Compliant Mineral Resources, complete definitive feasibility studies on core high grade open cut and underground projects and build a sustainable development pipeline.

Intermin has a number of joint ventures in place across multiple commodities and regions of Australia providing exposure to Vanadium, Copper, PGE's, Gold and Nickel/Cobalt. Our quality joint venture partners are earning in to our project areas by spending over \$20 million over 5 years enabling focus on the gold business while maintaining upside leverage.

Intermin Resources Limited – Summary of Gold Mineral Resources (at a 1g/t Au cut-off grade)

Deposit (1g/t cut-off)	Measured			Indicated			Inferred			Total Resource		
	Mt	Au (g/t)	Oz	Mt	Au (g/t)	Oz	Mt	Au (g/t)	Oz	Mt	Au (g/t)	Oz
Teal	0.33	2.56	27,423	0.61	1.98	38,760	0.55	2.25	38,260	1.49	2.18	104,443
Peyes Farm				0.15	1.74	8,300	0.36	1.72	19,980	0.51	1.73	28,280
Jacques Find							0.26	3.22	26,680	0.26	3.22	26,680
Goongarrie				0.20	3.30	21,321	0.07	1.64	3,707	0.27	2.86	25,028
Menzies				0.77	2.52	62,400	1.65	2.05	108,910	2.42	2.20	171,310
Anthill				0.99	1.85	58,666	0.43	1.42	19,632	1.42	1.72	78,000
TOTAL	0.33	2.56	27,423	2.71	2.17	189,447	3.32	2.04	217,169	6.36	2.12	433,741

Intermin Resources Limited – Summary of Vanadium / Molybdenum Mineral Resources (at 0.29% V₂O₅ cut-off grade)

Category	Tonnage (Mt)	Grade % V ₂ O ₅	Grade g/t MoO ₃	Notes
Inferred (1)	1,764	0.31	253	(1) Rothbury
Inferred (2)	671	0.35	274	(2) Lilyvale
Inferred (3)	96	0.33	358	(2) Manfred
Inferred (4)	48	0.31	264	(2) Burwood (100% metal rights)
TOTAL	2,579	0.32	262	

Notes:

1. **Competent Persons Statement** - The information in this report that relates to Exploration results, Mineral Resources or Ore Reserves is based on information compiled by Messrs David O'Farrell, Simon Coxhell and Andrew Hawker. All are Members of the Australasian Institute of Mining and Metallurgy and are consultants to Intermin Resources Limited. The information was prepared and first disclosed under the JORC Code 2004 and has been updated to comply with the JORC Code 2012. Messrs O'Farrell, Coxhell and Hawker have sufficient experience that is relevant to the style of mineralisation, type of deposit under consideration and to the activity that they are undertaking to qualify as a Competent Person as defined in the 2012 edition of the 'Australasian Code for Reporting of Exploration, Results, Mineral Resource and Ore Reserves'. Messrs O'Farrell, Coxhell and Hawker consent to the inclusion in this report of the matters based on their information in the form and context in which they appear.

2. **Forward Looking Statements** - No representation or warranty is made as to the accuracy, completeness or reliability of the information contained in this release. Any forward looking statements in this release are prepared on the basis of a number of assumptions which may prove to be incorrect and the current intention, plans, expectations and beliefs about future events are subject to risks, uncertainties and other factors, many of which are outside of Intermin Resources Limited's control. Important factors that could cause actual results to differ materially from the assumptions or expectations expressed or implied in this release include known and unknown risks. Because actual results could differ materially to the assumptions made and Intermin Resources Limited's current intention, plans, expectations and beliefs about the future, you are urged to view all forward looking statements contained in this release with caution. The release should not be relied upon as a recommendation or forecast by Intermin Resources Limited. Nothing in this release should be construed as either an offer to sell or a solicitation of an offer to buy or sell shares in any jurisdiction.

Visit us at www.intermin.com.au

For further information, please contact:

Jon Price
 Managing Director
 Tel: +61 8 9386 9534
jon.price@intermin.com.au

Michael Vaughan
 Media Relations – Fivemark Partners
 Tel: +61 (0) 422 602 720
michael.vaughan@fivemark.com.au

Forward Looking and Cautionary Statements

Some statements in this report regarding estimates or future events are forward looking statements. They include indications of, and guidance on, future earnings, cash flow, costs and financial performance. Forward looking statements include, but are not limited to, statements preceded by words such as “planned”, “expected”, “projected”, “estimated”, “may”, “scheduled”, “intends”, “anticipates”, “believes”, “potential”, “could”, “nominal”, “conceptual” and similar expressions. Forward looking statements, opinions and estimates included in this announcement are based on assumptions and contingencies which are subject to change without notice, as are statements about market and industry trends, which are based on interpretations of current market conditions. Forward looking statements are provided as a general guide only and should not be relied on as a guarantee of future performance. Forward looking statements may be affected by a range of variables that could cause actual results to differ from estimated results, and may cause the Company’s actual performance and financial results in future periods to materially differ from any projections of future performance or results expressed or implied by such forward looking statements. These risks and uncertainties include but are not limited to liabilities inherent in mine development and production, geological, mining and processing technical problems, the inability to obtain any additional mine licenses, permits and other regulatory approvals required in connection with mining and third party processing operations, competition for among other things, capital, acquisition of reserves, undeveloped lands and skilled personnel, incorrect assessments of the value of acquisitions, changes in commodity prices and exchange rate, currency and interest fluctuations, various events which could disrupt operations and/or the transportation of mineral products, including labour stoppages and severe weather conditions, the demand for and availability of transportation services, the ability to secure adequate financing and management’s ability to anticipate and manage the foregoing factors and risks. There can be no assurance that forward looking statements will prove to be correct.

Statements regarding plans with respect to the Company’s mineral properties may contain forward looking statements in relation to future matters that can only be made where the Company has a reasonable basis for making those statements.

This announcement has been prepared in compliance with the JORC Code (2012) and the current ASX Listing Rules.

The Company believes that it has a reasonable basis for making the forward looking statements in the announcement, including with respect to any production targets and financial estimates, based on the information contained in this and previous ASX announcements.

Appendix 1 – Richmond Vanadium Project

JORC Code (2012) Table 1, Section 1

The following Table and Section are provided to ensure compliance with the JORC Code (2012 edition) requirements for the reporting of Mineral Resources.

Section 1 Sampling Techniques and Data

Criteria	JORC Code explanation	Commentary
Sampling techniques	<ul style="list-style-type: none"> Nature and quality of sampling (e.g. cut channels, random chips, or specific specialised industry standard measurement tools appropriate to the minerals under investigation, such as down hole gamma sondes, or handheld XRF instruments, etc). These examples should not be taken as limiting the broad meaning of sampling. 	<ul style="list-style-type: none"> Bulk sampling from 3m deep gravel pits in the Lilyvale area was undertaken using backhoe excavator in a costean style to a depth of approximately 3m (see ASX announcement dated 20 September 2017). The entire sample was collected and placed in drums for shipment to laboratories in China. The samples were considered appropriate and suitable for metallurgical testwork. On arrival in China, samples were despatched to: <ul style="list-style-type: none"> Beijing General Research Institute of Mining and Metallurgy (BGRIMM), a leading institute directly under the Chinese central government providing innovative technology, diversified products and process-orientated engineering services in mineral and material industries worldwide. With ISO 9001 accreditation, the institute provides complete solution integrating R&D, engineering and equipment manufacture. Hunan Research Institute for Nonferrous Metals (HRINM), established in 1958, is the first intellectual property-intensive research institute in the Hunan Province focussed on R&D, metal mining, process selection, smelting and new alloys development.
	<ul style="list-style-type: none"> Include reference to measures taken to ensure sample representivity and the appropriate calibration of any measurement tools or systems used. 	<ul style="list-style-type: none"> The samples were subject to random on site assaying from chip trays and drums using a portable XRF (Niton) with 42 multi-element tests completed to ensure sample representivity. The XRF was calibrated regularly by a qualified geologist. This data was used for sample representivity purposes only and not for any resource reporting.
	<ul style="list-style-type: none"> Aspects of the determination of mineralisation that are Material to the Public Report. In cases where 'industry standard' work has been done this would be relatively simple (e.g. 'reverse circulation drilling was used to obtain 1 m samples from which 3 kg was pulverised to produce a 30 g charge for fire assay'). In other cases more explanation may be required, such as where there is coarse gold that has inherent sampling problems. Unusual 	<ul style="list-style-type: none"> The samples were dried and crushed prior to splitting of samples using riffle splitters for size analysis, chemical analysis and pre-concentration metallurgical testwork using multiple processes including <ul style="list-style-type: none"> Sample Characterisation (Mineralogy, compositions, and particle fractions) Classification test Spiral test Jig test Heavy Media test Flotation test (open and close circuits) Reverse flotation test (various slurry concentration, various agents)

Criteria	JORC Code explanation	Commentary
	<p><i>commodities or mineralisation types (e.g. submarine nodules) may warrant disclosure of detailed information.</i></p>	
Drilling techniques	<ul style="list-style-type: none"> • <i>Drill type (e.g. core, reverse circulation, open-hole hammer, rotary air blast, auger, Bangka, sonic, etc) and details (e.g. core diameter, triple or standard tube, depth of diamond tails, face-sampling bit or other type, whether core is oriented and if so, by what method, etc).</i> 	<ul style="list-style-type: none"> • No drilling was undertaken
Drill sample recovery	<ul style="list-style-type: none"> • <i>Method of recording and assessing core and chip sample recoveries and results assessed.</i> • <i>Measures taken to maximise sample recovery and ensure representative nature of the samples.</i> • <i>Whether a relationship exists between sample recovery and grade and whether sample bias may have occurred due to preferential loss/gain of fine/coarse material.</i> 	<ul style="list-style-type: none"> • No drilling was undertaken
Logging	<ul style="list-style-type: none"> • <i>Whether core and chip samples have been geologically and geotechnically logged to a level of detail to support appropriate Mineral Resource estimation, mining studies and metallurgical studies.</i> • <i>Whether logging is qualitative or quantitative in nature. Core (or costean, channel, etc) photography.</i> • <i>The total length and percentage of the relevant intersections logged.</i> 	<ul style="list-style-type: none"> • No drilling or logging was undertaken
Sub-sampling techniques and sample preparation	<ul style="list-style-type: none"> • <i>If core, whether cut or sawn and whether quarter, half or all core taken.</i> • <i>If non-core, whether riffled, tube sampled, rotary split, etc and whether sampled wet or dry.</i> • <i>For all sample types, the nature, quality</i> 	<ul style="list-style-type: none"> • No diamond core drilling was undertaken

Criteria	JORC Code explanation	Commentary
	<p><i>and appropriateness of the sample preparation technique.</i></p> <ul style="list-style-type: none"> • <i>Quality control procedures adopted for all sub-sampling stages to maximise representivity of samples.</i> • <i>Measures taken to ensure that the sampling is representative of the in situ material collected, including for instance results for field duplicate/second-half sampling.</i> • <i>Whether sample sizes are appropriate to the grain size of the material being sampled.</i> 	
Quality of assay data and laboratory tests	<ul style="list-style-type: none"> • <i>The nature, quality and appropriateness of the assaying and laboratory procedures used and whether the technique is considered partial or total.</i> • <i>For geophysical tools, spectrometers, handheld XRF instruments, etc, the parameters used in determining the analysis including instrument make and model, reading times, calibrations factors applied and their derivation, etc.</i> • <i>Nature of quality control procedures adopted (e.g. standards, blanks, duplicates, external laboratory checks) and whether acceptable levels of accuracy (ie lack of bias) and precision have been established.</i> 	<ul style="list-style-type: none"> • Work was supervised by senior AXF staff experienced in metal assaying and metallurgical testwork. Internal QC data was used to confirm the sample quality. • Portable XRF (Niton) used for onsite sample representivity analysis during sample collection and not for future resource reporting • Laboratory equipment for the metallurgical testwork was reviewed by AXF and considered suitable for the testwork undertaken and the mineralisation style. • Assaying of concentrate and residues from the testwork was conducted using standard ICP – AES and ICP - MS • Laboratory QA/QC involves the use of internal lab standards using certified reference material, blanks, splits and replicates as part of the in-house procedures. QC results (blanks, duplicates, standards) were in line with commercial procedures, reproducibility and accuracy.
Verification of sampling and assaying	<ul style="list-style-type: none"> • <i>The verification of significant intersections by either independent or alternative company personnel.</i> • <i>The use of twinned holes.</i> • <i>Documentation of primary data, data entry procedures, data verification, data storage (physical and electronic) protocols.</i> • <i>Discuss any adjustment to assay data.</i> 	<ul style="list-style-type: none"> • No drilling or other sampling was undertaken

Criteria	JORC Code explanation	Commentary
Location of data points	<ul style="list-style-type: none"> • Accuracy and quality of surveys used to locate drill holes (collar and down-hole surveys), trenches, mine workings and other locations used in Mineral Resource estimation. • Specification of the grid system used. • Quality and adequacy of topographic control. 	<ul style="list-style-type: none"> • No drilling was undertaken
Data spacing and distribution	<ul style="list-style-type: none"> • Data spacing for reporting of Exploration Results. • Whether the data spacing and distribution is sufficient to establish the degree of geological and grade continuity appropriate for the Mineral Resource and Ore Reserve estimation procedure(s) and classifications applied. • Whether sample compositing has been applied. 	<ul style="list-style-type: none"> • No drilling was undertaken
Orientation of data in relation to geological structure	<ul style="list-style-type: none"> • Whether the orientation of sampling achieves unbiased sampling of possible structures and the extent to which this is known, considering the deposit type. • If the relationship between the drilling orientation and the orientation of key mineralised structures is considered to have introduced a sampling bias, this should be assessed and reported if material. 	<ul style="list-style-type: none"> • No drilling or other sampling was undertaken
Sample security	<ul style="list-style-type: none"> • The measures taken to ensure sample security. 	<ul style="list-style-type: none"> • Chain of custody was managed by AXF until passed to the qualified laboratory staff for drying, crushing, subsampling and metallurgical testwork. All work was supervised by a qualified senior AXF staff member
Audits or reviews	<ul style="list-style-type: none"> • The results of any audits or reviews of sampling techniques and data. 	<ul style="list-style-type: none"> • No external audits have been completed