



Dawn of a New Nickel Era

Restoring Kambalda's Pre-eminent Position in Nickel

Diggers and Dealers Presentation Kalgoorlie – August 2018

Important Notice Disclaimer



This presentation has been prepared by Mincor Resources NL (**MCR**).

Summary of information: This presentation contains summary information about MCR and its activities current as at the date of the presentation. The information contained in this presentation, whether communicated in writing or orally, is for information purposes only. It is intended only for those persons to whom it is delivered personally by or on behalf of MCR. The information contained in this presentation is of general background and does not purport to be complete. It should be read solely in conjunction with the oral briefing provided by MCR and all other documents provided to you by MCR. The information in this presentation remains subject to change without notice, potentially in material respects. No responsibility or liability is assumed by MCR for updating any information in this presentation or to inform any recipient of any new or more accurate information or any errors of which MCR or its advisers may become aware.

Not financial product advice: The information contained in this presentation does not constitute investment or financial product advice (nor taxation or legal advice) and is not intended to be used as the basis for making an investment decision. In providing this presentation, MCR has not considered the objectives, financial position or needs of any particular recipients. Before making an investment decision prospective investors should consider the appropriateness of the information having regard to their own objectives, financial situation and needs, and seek legal, taxation and financial advice appropriate to their jurisdiction and circumstances.

Disclaimer: No representation or warranty, express or implied, is made as to the currency, accuracy, reliability, completeness or fairness of the information, opinions and conclusions contained in this presentation. Neither MCR, its related bodies corporate, shareholders or affiliates, nor any of their respective officers, directors, employees, affiliates, agents or advisers (each a "**Limited Party**") guarantees or makes any representations or warranties, express or implied, as to or takes responsibility for, the currency, accuracy, reliability, completeness or fairness of the information, opinions and conclusions contained in this presentation. MCR does not represent or warrant that this presentation is complete or that it contains all material information about MCR or which a prospective investor or purchaser may require in evaluating a possible investment in MCR or acquisition of shares. To the maximum extent permitted by law, each Limited Party expressly disclaims any and all liability, including, without limitation, any liability arising out of fault or negligence, for any loss arising from the use of information contained in this presentation including representations or warranties or in relation to the accuracy or completeness of the information, statements, opinions or matters, express or implied, contained in, arising out of or derived from, or for omissions from, this presentation including, without limitation, any financial information, any estimates or projections and any other financial information derived there from.

Important Notice Disclaimer (cont'd)



Future performance: This presentation contains certain forward-looking statements and opinion. Forward-looking statements, including projections, forecasts and estimates, are provided as a general guide only and should not be relied on as an indication or guarantee of future performance and involve known and unknown risks, uncertainties, assumptions, contingencies and other important factors, many of which are outside the control of MCR and which are subject to change without notice and could cause the actual results, performance or achievements of MCR to be materially different from the future results, performance or achievements expressed or implied by such statements. Past performance is not necessarily a guide to future performance and no representation or warranty is made as to the likelihood of achievement or reasonableness of any forward looking statements or other forecast. Nothing contained in this presentation nor any information made available to you is, or and shall be relied upon as, a promise, representation, warranty or guarantee as to the past, present or the future performance of MCR.

Not an offer: This presentation is not a prospectus, product disclosure statement or other offering document under Australian law or any other law (and will not be lodged with the Australian Securities and Investments Commission or any other foreign regulator). This Presentation is not, and does not constitute, an invitation or offer of securities for subscription, purchase or sale in any jurisdiction. In particular, this presentation does not constitute an invitation or offer of securities for subscription, purchase or sale in the United States or any other jurisdiction in which such an offer would be illegal. The securities referred to in this presentation have not been, and will not be, registered under the U.S. Securities Act of 1933 as amended (the “**Securities Act**”) or the securities laws of any state or other jurisdiction of the United States and may not be offered or sold, directly or indirectly in the United States or to any person acting for the account or benefit of a person in the United States unless the securities have been registered under the Securities Act (which MCR has no obligation to do or procure) or are offered and sold in a transaction exempt from, or not subject to, the registration requirements of the Securities Act and any other applicable securities laws. The distribution of this presentation in jurisdictions outside Australia may be restricted by law and you should observe any such restrictions.

Monetary values: Unless otherwise stated, all dollar values are in Australian dollars (A\$).

Nickel – the commodity picked by top fund managers

When the *Financial Review* asked top fund managers to nominate their hot commodity pick, they said... NICKEL



AFR: What is your top pick in the commodities sector for investors with a three-year investment horizon, and why?

Vivek Dhar, CBA: We think nickel has the most potential to outperform the commodity market over the next three years. While our forecasts suggest nickel will track close to \$US6 per pound for the foreseeable future, the upside potential is significant given the evolution of battery technology.

Lachlan Shaw, UBS: We believe that nickel is the best prospective commodity on a medium-term view. While the nickel market in the last year or so has continued to be dominated by steel supply and demand drivers, the real kicker for nickel markets will be the lift in [electric vehicle] battery demand.

Mincor Resources – at a glance

- Dominant Kambalda land position, a world-class nickel-gold mining district
- Track record as a miner, developer and explorer
- High Grade Resources for 3.3mT @ 3.6% Ni (118kT of Ni)
- Organic nickel programs underway to re-establish sustainable nickel mining
- Widgiemooltha Gold Project pouring gold, generating cashflows

Board of Directors

Brett Lambert (Non-executive Chairman)

Peter Muccilli (Managing Director)

Mike Bohm (Non-executive Director)

Liza Carpene (Non-executive Director)

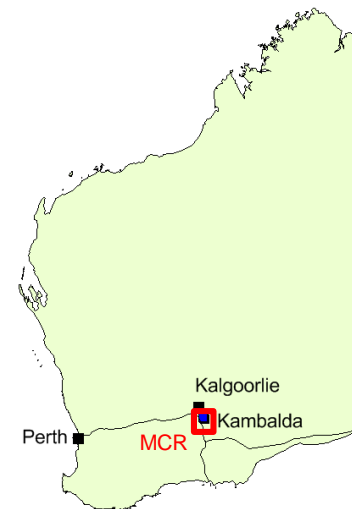
Financial Information

Shares on issue ~220m

Share price (3 Aug 18) A\$0.38

Market cap (3 Aug 18) **A\$82M**

Cash at June 2018 A\$14.3m




Cassini – high quality Resource delivered in less than six months




“Maiden high-quality Resource of 550,000t at 3.4% Ni for 18,700 Ni tonnes”

“The discovery substantially upgrades the prospectivity around the Southern Widgiemooltha Dome”

MDD305 – 11.71m @ 6.13% Ni (May 2018)



MDD301W1 – 6.02m @ 9.03% Ni (March 2018)



Strategy – re-establish nickel mining based on quality Reserves



Exploration for new mines

- Building on the success of Cassini – high grade discovery
- Progressing targets and turning them into discoveries

New mines and products

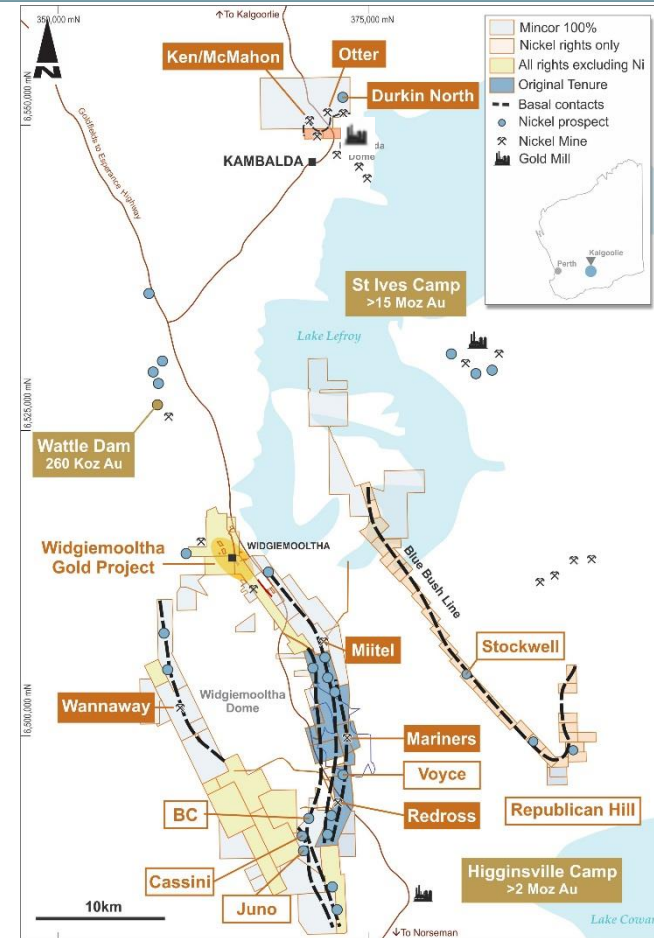
- Initiation of mining studies at Cassini and North Kambalda
- Drill testing for new nickel oxide DSO mining option

Freedom to market all Ni products globally (post Feb 2019)

- Competition for Ni-oxide and Ni-sulphide products

Mining cash flows (Au – countercyclical opportunity)

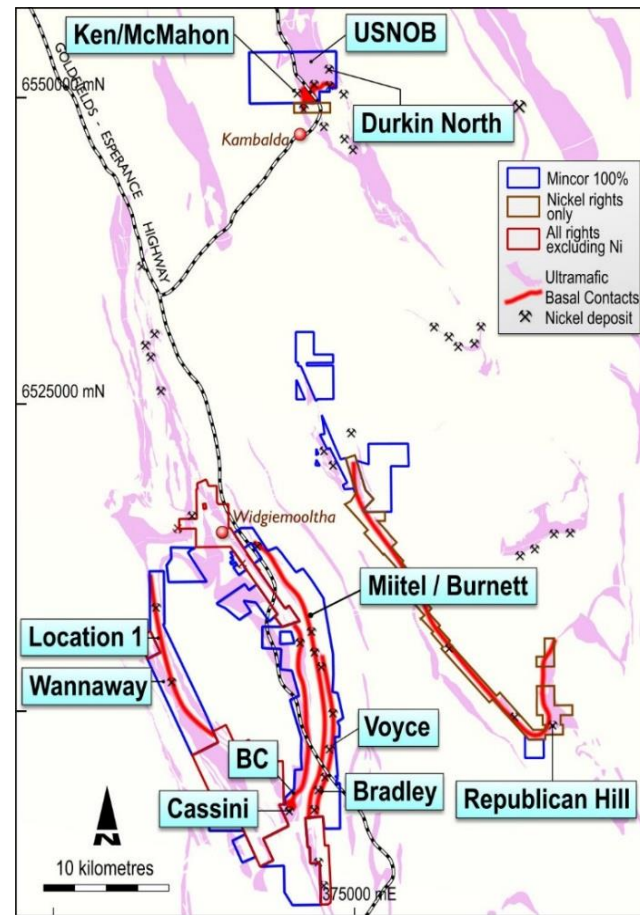
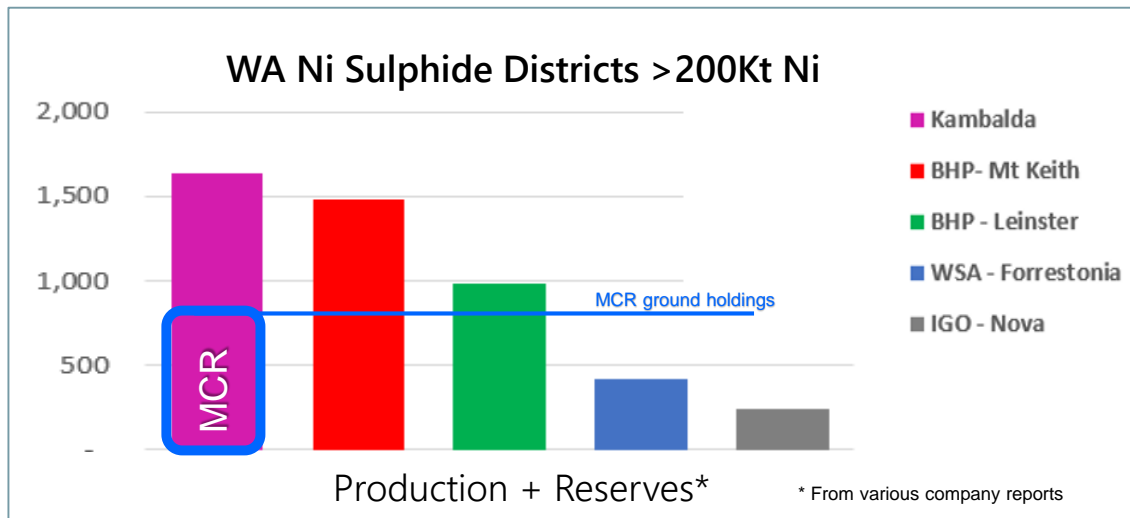
- Widgiemooltha Gold Project with future options



Kambalda – dominant position in WA's largest nickel sulphide district

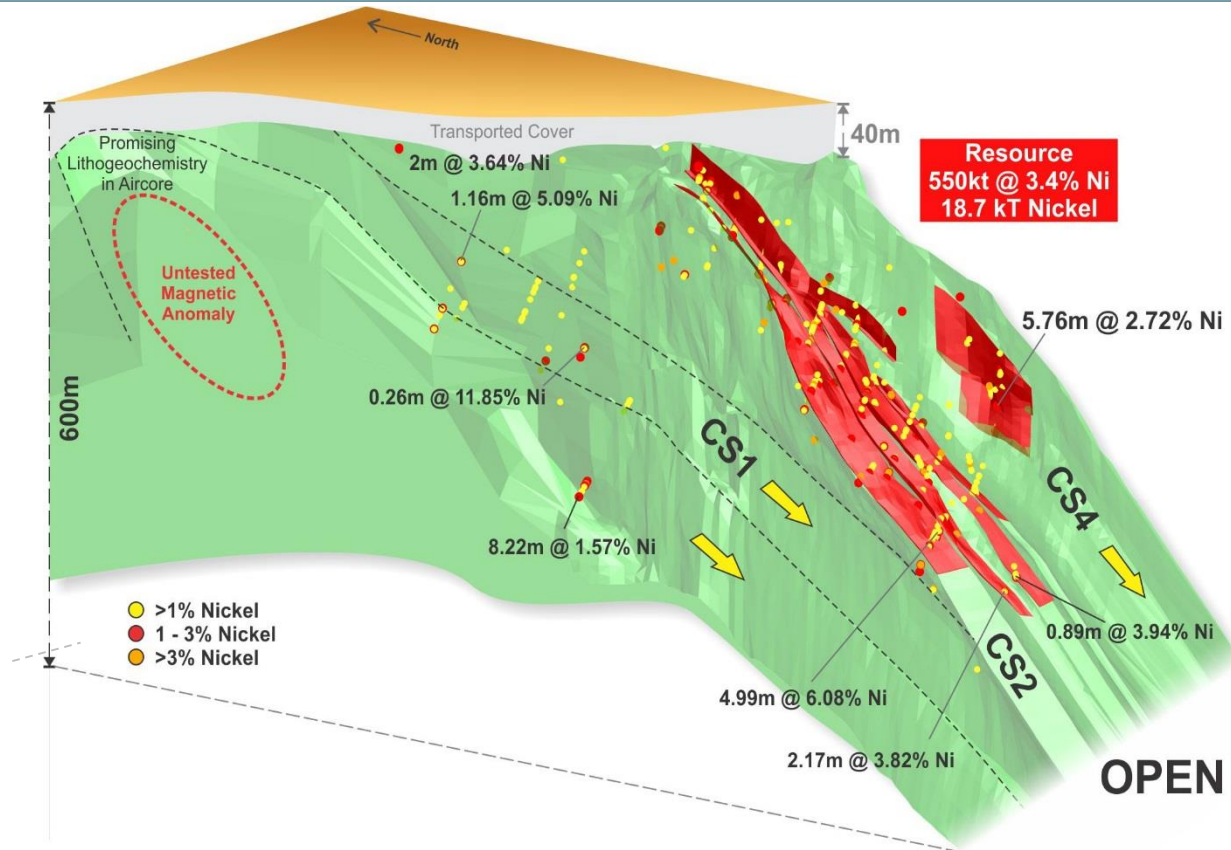


- High Grade Resources for **3.3mT @ 3.6% Ni (118kT of Ni)**
- +100km of prospective strike for shallow discoveries
- Virtually no greenfields exploration in the past 2 decades
- Cassini is the first significant greenfields discovery – an early reward



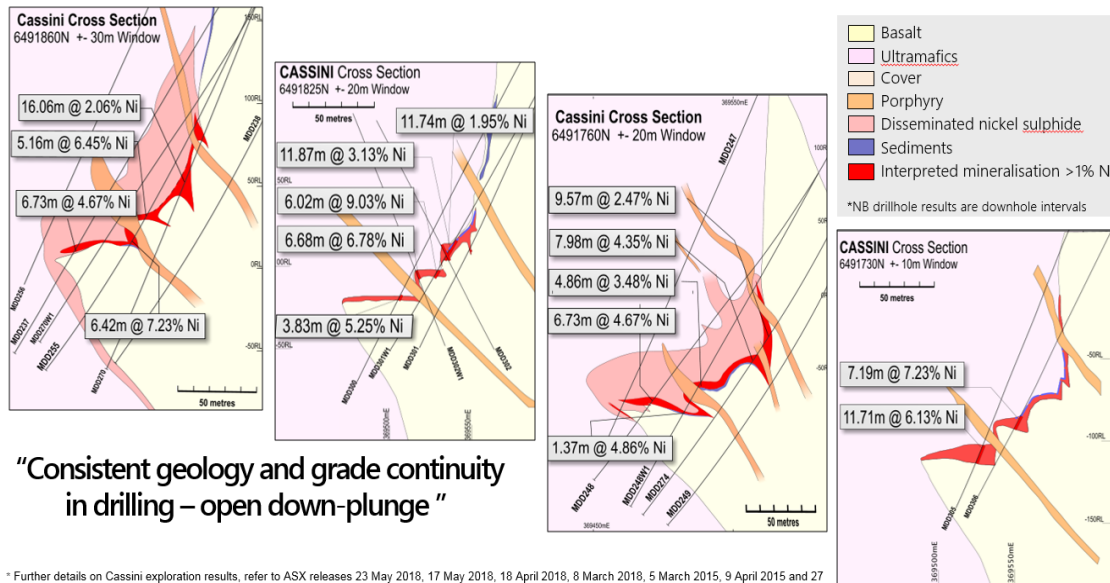
Initial Cassini Resource – foundations for a potential mine

- Consistent widths and grades over a 600m plunge, potential for high grade Reserves
- Resource (19kT Ni), mining studies underway
- Typical Kambalda setting for long lived and separate mineralised trends
- Outstanding Resource upside on several fronts
- Drilling to resuming in late August 2018



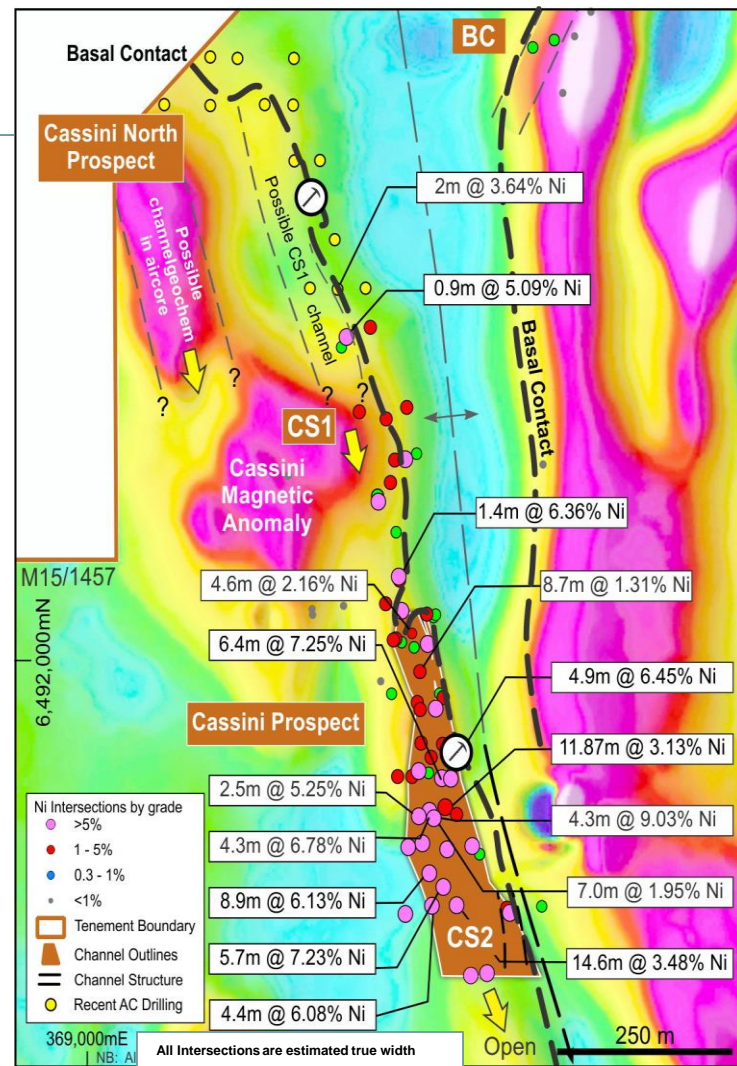
Cassini discovery – advanced prospect

- Promising magnetic features to the north point to new and separate channels
- Cassini North Prospect untested with diamond drilling



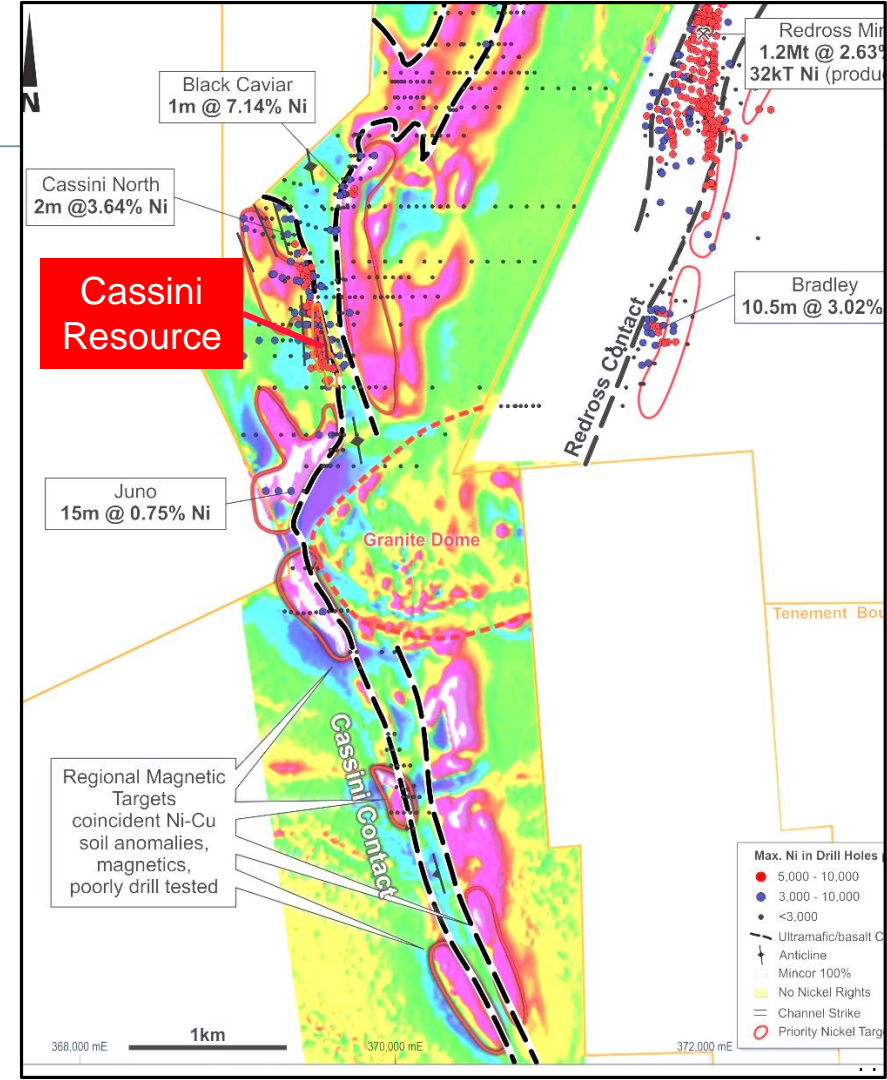
“Consistent geology and grade continuity in drilling – open down-plunge”

* Further details on Cassini exploration results, refer to ASX releases 23 May 2018, 17 May 2018, 18 April 2018, 8 March 2018, 5 March 2015, 9 April 2015 and 27 November 2014



Emerging Nickel Camp

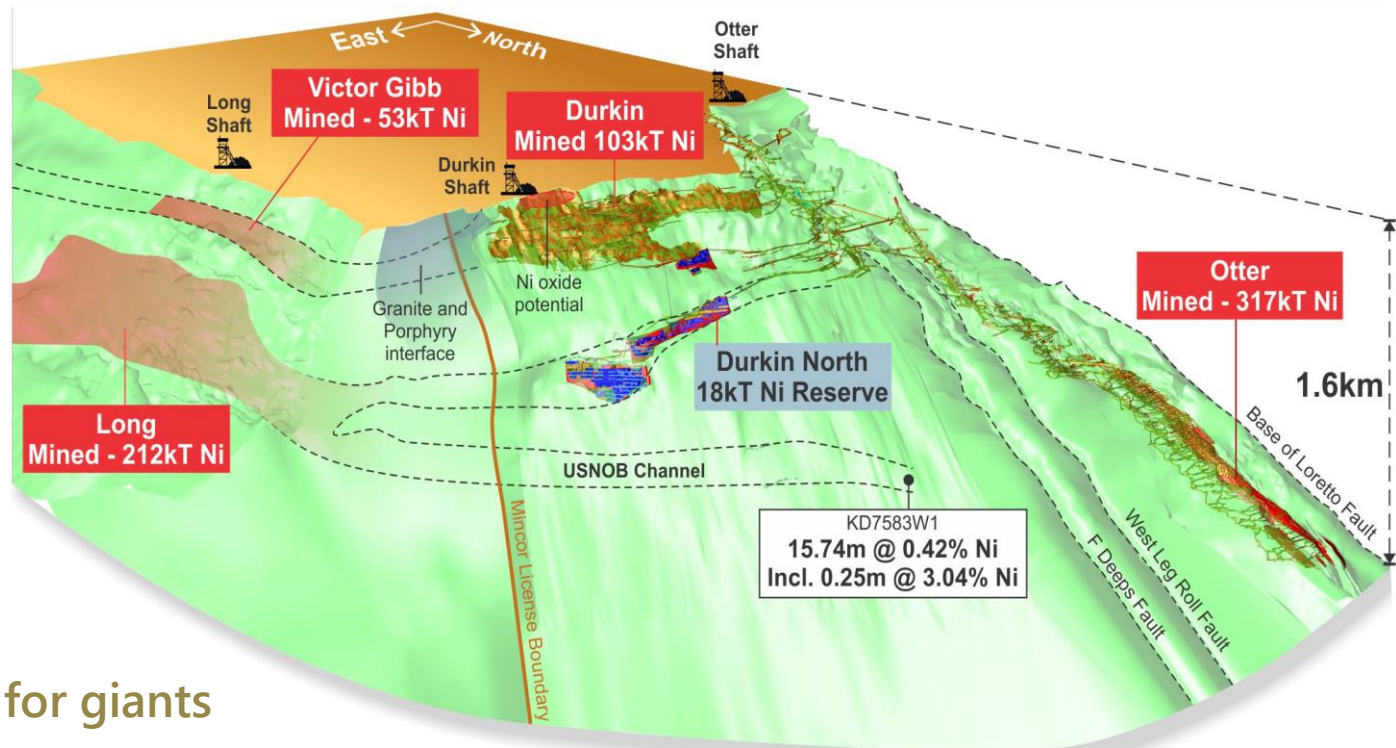
- New HD magnetics –best targeting tool
- Numerous “look-alike” targets within 10km of Cassini
- South Widgie underexplored – thin cover (less than 40m)
- Drilling underway



Kambalda Dome – home of largest nickel mines

Mine Options




- Durkin North – review of mining approach to increase Reserve grade
- Ken/McMahon – a HG mining option; drilling to extend quality Resources
- Unmined Ni oxide – potential DSO mining opportunity



Exploration – looking for giants

- USNOB target will be tested from surface in FY19

Aspirational timeline – steps to mining

	HY Dec 18	HY Jun 19	HY Dec 19	HY Jun 20	HY Dec 20	HY Jun 21
Explore 	Campaigned Greenfield Nickel Programs					
		USNOB		North Kambalda		
	Ni Oxide					
	Cassini/Ken Resource Definition					
Studies 	Nickel Oxide Concept Study	Scoping and Prefeasibility Studies				
	Cassini Scoping Study	Cassini Prefeasibility Study/Feasibility Study				
	Durkin and Ken Mining Study	North Kambalda Feasibility Study				
	Nickel Processing Options Studies					
Mining 			<i>Ni* Mining Decision</i>	North Kambalda and Cassini Ramp-Up for Nickel Mining		
	Widgiemooltha Gold Project in Production, potential for mine extensions					

* Success-based timeline subject to positive mining studies and receipt of all permitting approvals for mining

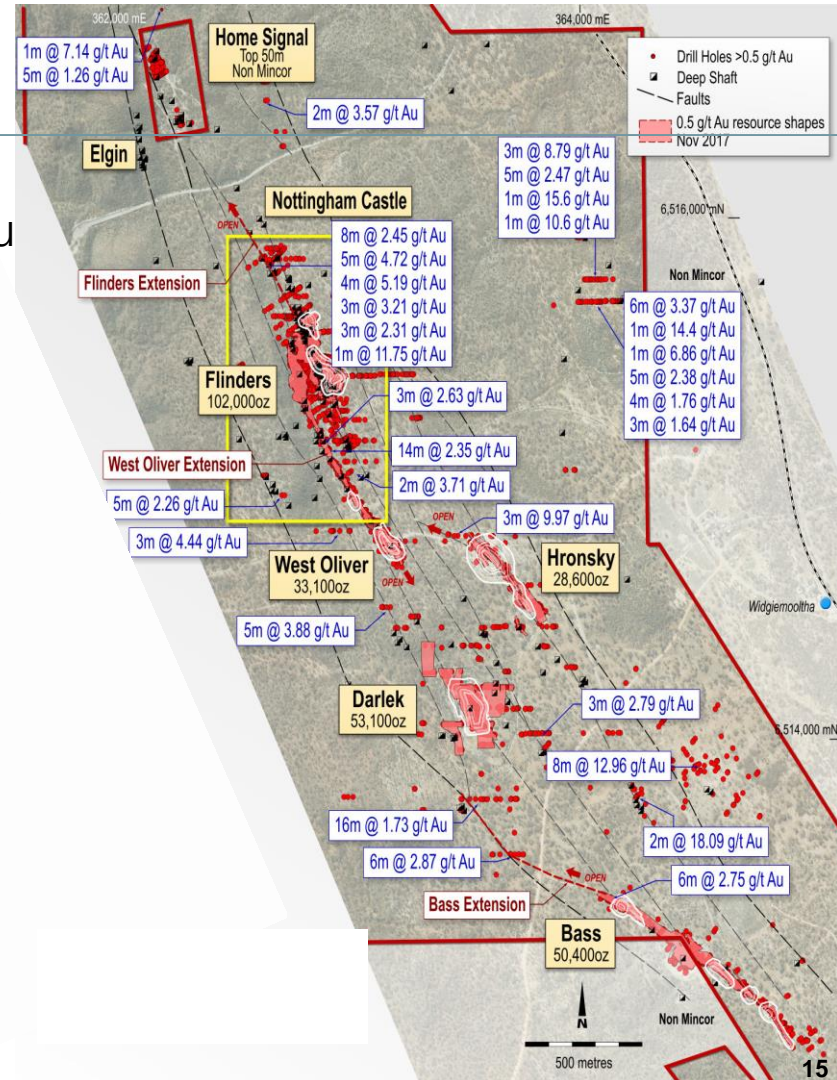


Widgiemooltha Gold Project

Mining underway – first gold poured in July 2018

Widgiemooltha Gold Project

- Gold Resources 5.3mT @ 1.9g/t for 323koz of Au
- Ore Reserves of 870kT @ 2.6g/t for 73koz of Au
- Mining a series of shallow open cut pits
- 12-month toll-milling agreement with Westgold: treatment of 40kT/month
- Annual guidance – 480kT treated for 30kT to 34kT recovered ounces of gold
- Excellent opportunity to grow with further exploration



* For Mineral Resource and Ore Reserves tabulations, please refer to 27 July 2018 ASX announcement

** For full Enhanced Feasibility Study (EFS) results, please refer to 16 March 2018 ASX announcement

*For further details gold exploration results, please refer Qtr Jun Qtr 16

Summary – getting ready for a new nickel era

- **Key slice of WA's largest nickel sulphide province**
- **Clear pathway to re-establish nickel mining:**
 - Exploration results are building high grade Resources
 - Progressing mine studies to a decision to mine
 - Freedom to market globally – strong competition for products
- **Gold Cash flow to fund activities**





Appendices

Competent Person Statements

Nickel Mineral Resources as at 30 June 2018

RESOURCE		MEASURED		INDICATED		INFERRED		TOTAL		
		Tonnes	Ni (%)	Tonnes	Ni (%)	Tonnes	Ni (%)	Tonnes	Ni (%)	tonnes
Redross	2018	39,000	4.9	138,000	2.9	67,000	2.9	244,000	3.2	7,900
Burnett	2018	-	-	241,000	4.0	-	-	241,000	4.0	9,700
Mittel	2018	156,000	3.5	408,000	2.8	27,000	4.1	591,000	3.1	18,100
Wannaway	2018	-	-	110,000	2.6	16,000	6.6	126,000	3.1	3,900
Carnilya*	2018	33,000	3.6	40,000	2.2	-	-	73,000	2.8	2,100
Otter Juan	2018	2,000	6.9	51,000	4.1	-	-	53,000	4.3	2,300
McMahon/Ken**	2018	25,000	2.7	103,000	3.1	105,000	4.6	234,000	3.7	8,700
Durkin North	2018	-	-	417,000	5.3	10,000	3.8	427,000	5.2	22,400
Gellatly	2018	-	-	29,000	3.4	-	-	29,000	3.4	1,000
Voyce	2018	-	-	50,000	5.3	14,000	5.0	64,000	5.2	3,400
Cameron	2018	-	-	96,000	3.3	-	-	96,000	3.3	3,200
Stockwell	2018	-	-	554,000	3.0	-	-	554,000	3.0	16,700
Cassini	2018	-	-	499,000	3.5	51,000	2.6	550,000	3.4	18,700
TOTAL	2018	256,000	3.7	2,736,000	3.6	290,000	3.9	3,282,000	3.6	117,900

Note: Figures have been rounded and hence may not add up exactly to the given totals. Note that nickel Mineral Resources are inclusive of nickel Ore Reserves.

*Nickel Mineral Resource shown for Carnilya Hill are those attributable to Mincor – that is, 70% of the total Carnilya Hill nickel Mineral Resource.

**McMahon/Ken also includes Coronet (in the 2010/11 Annual Report it was Included in Otter Juan).

Gold Mineral Resources as at June 2018

RESOURCES		MEASURED		INDICATED		INFERRED		TOTAL		
		Tonnes	Au (g/t)	Tonnes	Au (g/t)	Tonnes	Au (g/t)	Tonnes	Au (g/t)	Ounces
West	Jun 2018	0	0.0	167,000	2.2	150,000	2.8	317,000	2.5	25,200
Oliver	Mar 2018	0	0.0	315,000	2.1	155,000	2.3	470,000	2.2	33,200
Jeffreys	Jun 2018	0	0.0	833,000	1.7	322,000	1.5	1,155,000	1.7	61,600
Find	Mar 2018	0	0.0	833,000	1.7	322,000	1.5	1,155,000	1.7	61,600
Bass	Jun 2018	14,000	3.6	333,000	2.0	387,000	2.0	733,000	2.0	48,000
	Mar 2018	0	0.0	358,000	2.1	401,000	2.0	758,000	2.1	50,500
Hronsky	Jun 2018	0	0.0	250,000	2.5	144,000	1.8	394,000	2.3	28,600
	Mar 2018	0	0.0	250,000	2.5	144,000	1.8	394,000	2.3	28,600
Darlek	Jun 2018	0	0.0	549,000	2.0	342,000	1.6	891,000	1.9	53,100
	Mar 2018	0	0.0	549,000	2.0	342,000	1.6	891,000	1.9	53,100
Flinders	Jun 2018	31,000	1.6	1,166,000	2.1	575,000	1.5	1,772,000	1.9	106,500
	Mar 2018	0	0.0	1,217,000	2.1	579,000	1.5	1,796,000	1.9	108,400
TOTAL	Jun 2018	45,000	2.2	3,298,000	2.0	1,920,000	1.8	5,263,000	1.9	322,900
	Mar 2018	0	0.0	3,522,000	2.0	1,943,000	1.7	5,465,000	1.9	335,300

The information in this Public Report that relates to Exploration Results and Mineral Resources is based on information compiled by Mr Hartley, who is a Member of The Australasian Institute of Mining and Metallurgy. Mr Hartley is a full-time employee of Mincor Resources NL. Mr Hartley has sufficient experience that is relevant to the style of mineralisation and type of deposit under consideration and to the activity that he is undertaking to qualify as Competent Person as defined in the 20012 Edition of the Australasian Code for Reporting of Exploration Results, Mineral Resources and Ore Reserves. Mr Hartley consents to the inclusion in the report of the matters based on his information in the form and context in which it appears.

Competent Person Statements (cont'd)

Nickel Ore Reserves as at 30 June 2018

RESERVE	PROVEN		PROBABLE		TOTAL		
	Tonnes	Ni (%)	Tonnes	Ni (%)	Tonnes	Ni (%)	Ni tonnes
Mariners	-	-	-	-	-	-	-
Redross	-	-	-	-	-	-	-
Burnett	-	-	271,000	2.6	271,000	2.6	6,900
Miitel	28,000	2.6	129,000	2.2	157,000	2.3	3,600
Wannaway	-	-	-	-	-	-	-
Durkin North	-	-	708,000	2.5	708,00	2.5	17,700
Otter Juan	-	-	-	-	-	-	-
McMahon/Ken*	-	-	-	-	-	-	-
Total	28,000	2.6	1,108,000	2.5	1,136,000	2.5	28,200

Figures have been rounded and hence may not add up exactly to the given totals. Resources are inclusive of Reserves.

The information in this presentation that relates to nickel Ore Reserves is based on information compiled by Paul Darcey, who is a full-time employee of Mincor Resources NL and has sufficient experience relevant to the style of mineralisation and type of deposit under consideration, and to the activity which he is undertaking to qualify as a Competent Person as defined in the 2012 edition of the "Australasian Code for Reporting of Exploration Results, Mineral Resources and Ore Reserves". Mr Darcey consents to the inclusion in this presentation of the matters based on his information in the form and context in which it appears, and is a Member of the AusIMM.

Competent Person Statements (cont'd)

Gold Ore Reserves as at June 2018

RESERVES		PROVED		PROBABLE		TOTAL		
		Tonnes	Au (g/t)	Tonnes	Au (g/t)	Tonnes	Au (g/t)	Ounces
Flinders	Jun 2018	35,000	1.4	405,000	2.8	440,000	2.7	38,700
	Mar 2018	-	-	440,000	2.8	440,000	2.8	40,000
West Oliver	Jun 2018	-	-	103,000	2.4	103,000	2.4	8,100
	Mar 2018	-	-	121,000	2.5	121,000	2.5	9,600
Hronsky	Jun 2018	-	-	126,000	2.7	126,000	2.7	11,100
	Mar 2018	-	-	126,000	2.7	126,000	2.7	11,100
Darlek	Jun 2018	-	-	185,000	2.2	185,000	2.2	13,100
	Mar 2018	-	-	185,000	2.2	185,000	2.2	13,100
Bass	Jun 2018	15,000	3.4	2,000	2.6	17,000	3.3	1,900
	Mar 2018	-	-	27,000	3.6	27,000	3.6	3,100
TOTAL	Jun 2018	50,000	2.0	821,000	2.6	870,000	2.6	72,900
	Mar 2018	-	-	899,000	2.7	899,000	2.7	76,900

Figures have been rounded and hence may not add up exactly to the given totals Resources are inclusive of Reserves.

The information in this report that relates to gold Ore Reserves is based on information compiled by Mr Gary McCrae who is a full-time employee of Minecomp Pty Ltd and has sufficient experience relevant to the style of mineralisation and type of deposit under consideration, and to the activity which he is undertaking to qualify as a Competent Person as defined in the 2012 Edition of the "Australasian Code for Reporting of Exploration Results, Mineral Resources and Ore Reserves". Mr McCrae consents to the inclusion in this report of the matters based on his information in the form and context in which it appears and is a Member of the AusIMM.