



ABN 43 147 799 951

ANNUAL REPORT

FOR THE YEAR ENDED

30 JUNE 2018

Corporate Directory	1
Directors' Report	2
Auditor's Independence Declaration	17
Consolidated Statement of Profit or Loss and other Comprehensive Income	18
Consolidated Statement of Financial Position	19
Consolidated Statement of Changes in Equity	20
Consolidated Statement of Cash Flows	21
Notes to the Consolidated Financial Statements	22
Directors' Declaration	53
Independent Auditor's Report	54
Shareholders Information	59

Directors

Mr Frank Hurley – Executive Chairman
Mr Joseph Copley – Non-Executive Director
Mr Stuart Richardson – Non-Executive Director
Mr Quentin Gracanin – Non-Executive Director

Company Secretary

Mr Matthew Foy

Auditors

PKF Mack
Level 4, 35 Havelock Street
West Perth WA 6005

Registered Office

Unit 5, Ground Floor
1 Centro Avenue
Subiaco WA 6008

Solicitors

GTP Legal
Level 1, 28 Ord St
West Perth WA 6005

PO Box 510

Subiaco WA 6904

T: +61 (08) 9486 4036

F: +61 (08) 9486 4799

Bankers

National Australia Bank
Level 1, 1238 Hay Street
West Perth WA 6005

Stock Exchange

Australian Securities Exchange Limited (ASX)
Home Exchange – Perth
Ticker: XTD

Share Registry

Security Transfers Registers
770 Canning Highway
Applecross WA 6153

Australian Company Number

ACN 147 799 951

T: +61 (08) 9315 2333

T: +61 (08) 9315 2233

Australian Business Number

ABN 43 147 799 951

Domicile and Country of Incorporation

Australia

The Directors submit their report on the consolidated entity (referred to hereafter as the **Group**) consisting of XTD Limited (the **Company, XTD**) and the entities it controlled for the year ended 30 June 2018.

1. DIRECTORS AND COMPANY SECRETARY

The names and details of the Company's Directors in office during the financial year and until the date of this report are as follows. Directors were in office for the entire year unless otherwise stated.

Mr Stuart Richardson - Non-Executive Director

Mr Richardson has experience in capital markets in both Australia and overseas in the field of stockbroking and investment banking. He is a founding director of Blackwood Capital Limited, an Australian based investment bank operating in capital markets, advisory services and funds management in equities and private equity funds. He holds a Bachelor of Business from the Swinburne University of Technology, Melbourne, Australia, and is a CPA.

Mr Richardson is currently a Non-Executive Director of Abundant Produce Limited and Fertoz Limited. In the last three years Mr Richardson has not held any other directorships with listed entities.

Frank Hurley - Executive Chairman

Mr Hurley was previously the Chief Executive Officer of Wrays Pty Ltd and Managing Director of Wrays Lawyers. Mr Hurley is also a Board member of Focus Mobile Media and Discovery Capital and was previously responsible for international and national business development for one of Australia's largest law firms. Mr Hurley has consulted to a number of industries including, mining, aviation, banking and law. Mr Hurley has also lectured at MBA level in a number of universities in Western Australia.

Mr Hurley is not currently a director of any other listed company. In the last three years Mr Hurley has not held any other directorships.

Mr Quentin Gracanin – Non-Executive Director (appointed 8 December 2016)

Quentin Gracanin is Group Chief Executive Officer of retail enterprise Spotlight Retail Group which owns and operates Spotlight Stores and outdoor Adventure chain Anaconda. The group has more than 7,000 employees working in 170 locations across Australia, New Zealand, Malaysia and Singapore. He has a 30-year career in business planning and management and has worked with emerging markets including India and in South East Asia for the past 25 years.

Mr Gracanin is not currently a director of any other listed company but is a current Board Member of the Spotlight Retail Group and the Spotlight Group Holdings.

Mr Joseph Copley – Non-Executive Director (appointed 8 December 2016)

Joe Copley has a proven record in leadership roles in the Australian media industry. He is formerly the founding managing director of Posterscope in Australia, having launched and established the business in what is now a leading market for the world's largest out-of-home specialist agency network. He is currently Principal at Joe Copley Consulting Pty Ltd, Chairman of Contact Light Pty Ltd and Director of Partnerships at Seedoo Pty Ltd.

Mr Copley is not currently a director of any other listed company. In the last three years Mr Copley has not held any other directorships.

Mr Matthew Foy, Company Secretary
BCom, GradDipAppFin, GradDipACG, SAFin, AGIA, ACIS

Mr Foy, previously a Senior Adviser at the ASX has five years' experience in facilitating the compliance of listed companies. Mr Foy is a member of Governance Institute of Australia, has a Graduate Diploma (Applied Finance) from FINSIA and a B.Com from the University of Western Australia. Mr Foy is Company Secretary to several ASX listed companies.

2. DIRECTORS' SHAREHOLDINGS

The following table sets out each current Director's relevant interest in shares and rights or options to acquire shares of the Company or a related body corporate as at the date of this report.

	Fully Paid Ordinary Shares	Performance Shares
Mr Frank Hurley	6,273,198	4,800,012
Mr Stuart Richardson	2,372,598	-
Mr Joseph Copley	183,333	-
Mr Quentin Gracanin	442,833	-
	<u>9,271,962</u>	<u>4,800,012</u>

3. DIVIDENDS

No dividend has been paid during the year and no dividend is recommended for the year.

4. DIRECTORS' MEETINGS

The following directors' meetings (including meetings of committees of directors) were held during the year and the number of meetings attended by each of the directors during the year were:

2018	Directors' meetings eligible to attend	Directors' meetings attended
Directors		
Frank Hurley	10	10
Stuart Richardson	10	10
Joseph Copley	10	10
Quentin Gracanin	10	10

For details of the function of the Board, Audit Committee and Remuneration Committee, please refer to the Corporate Governance Statement on the Company's website.

5. PRINCIPAL ACTIVITIES

XTD Limited is an Australian-based emerging service provider to the growing Out-of-Home Advertising (**OOH Advertising**) sector.

6. REVIEW OF OPERATIONS

During the period, XTD continued its focus as a provider to the growing Out-of-Home Advertising (**OOH Advertising**) sector, owning and operating the world's first, designed for rail, cross-track digital video system that uses billboard-size LED television screens coupled to high definition sound to broadcast all forms of content to metro train commuters.

The Company is operating 32 XTD screens within underground rail stations in Melbourne as part of a seven-year contract with Metro Trains Melbourne Pty Ltd.

The Company has a separate five-year contract (with an additional two 1-year extension options) with Queensland Rail for the installation and operation of the XTD system in four of Brisbane's busiest metro rail stations. According to the 2016/17 Queensland Rail Annual Report, passenger journeys on Queensland Rail City Services has now reached 51.69 million fuelled by strong population growth in South East Queensland and an increasing trend toward using public transport.

Through its proprietary cross-track digital system, XTD has designed a solution which gives the advertising market a medium to provide digital advertising to rail commuters from a cross-track location whilst they await their train. To date, cross-track advertising within train stations globally has largely been accomplished via static media posters which are expensive to print and mount, difficult to maintain / change (by virtue of their location) and losing appeal in a market becoming increasingly dominated by digital alternatives. XTD's cross-track system provides a very successful and reliable medium for advertisers and content providers given the significant dwell time a rail commuter typically spends on a platform in front of XTD's screens.

The key attributes of the XTD system include:

- Custom engineered large format digital LED screens with stereo sound to display dynamic video content.
- Wirelessly coupled to a proprietary XTD train approaching system.
- Secure, internet connectivity to ensure automated monitoring of screen performance delivering maximum saleability and market perception to brands.
- Powered by Scala™, a world class Content Management System (CMS), this enables content to be changed wirelessly at any time - including the ability to present real-time information such as news, sport, weather, and transit notifications.
- The system is OH&S compliant to satisfy both State Government and rail operator requirements.
- The system also offers a SaaS platform upon which we can install phase two of the XTD package – the Contact Light software innovations; Embark and Nearcast.

APN Outdoor Agreement Executed

During the Period on 17 July 2017, XTD advised it had signed a new reseller agreement with Australia's largest outdoor media companies, APN Outdoor Limited. The new agreement will see APN Outdoor continue to act as the content sales agency for XTD's digital screen networks in the Melbourne and Brisbane metro rail networks.

The new agreement with APN Outdoor increases the scope of the partnership with XTD and on 28 June 2018 the Company advised it had signed a renewal agreement with APN Outdoor Limited until 30 June 2021. The new agreement will see APN Outdoor continue market Digital Out of Home (DOOH) content and advertising for distribution onto XTD's digital screen networks in Melbourne and Brisbane which form part of APN Outdoor Limited's national XTrackTV network.

According to the latest figures from the Outdoor Media Association (OMA), the Australian Out of Home advertising industry attracted revenues of \$837million per annum, of which 47.3% was digital out of home - up from 40.2% the previous year.

The new agreement with APN Outdoor enables non-exclusive access to the innovative, patented software products and data relationships developed by XTD's subsidiary, Contact Light. APN Outdoor can utilise Contact Light's software platforms to enhance audience engagement across the APN Outdoor screen network.

XTD's digital screen systems in the Melbourne and Brisbane metro rail networks form part of APN Outdoor's national XTrackTV out of home network.

IBM & Contact Light Sign Smart Cities Collaboration Agreement

XTD's controlled technology subsidiary Contact Light Pty Ltd (**Contact Light**) is continuing its development and deployment of patented technology that allows interactivity between digital OOH screens and people's mobile devices, meaning that digital screen content can be viewed or actioned by people beyond their initial engagement with the content.

During the period the Company announced a collaboration agreement had been signed between global technology company IBM and Contact Light. Under the agreement, IBM and Contact Light will collaborate to create and market solutions which combine IBM Cloud and various Software as a Service (SaaS) offerings together with Contact Light's Smart Cities digital solutions.

Contact Light develops digital solutions to address unique opportunities for governments, city planners and large enterprise organisations to better understand how people interact with their evolving urban environments. The new collaboration will include the deployment of Contact Light's world-first technology that allows interaction between digital out-of-home screens and people's mobile devices. Contact Light's 100%-owned consumer-focused digital solutions include:

- **Nearcast** – Frictionless, consumer-driven, screen-to-mobile engagement, connecting brands and people to provide valuable data insights.

- **EMBARK** 

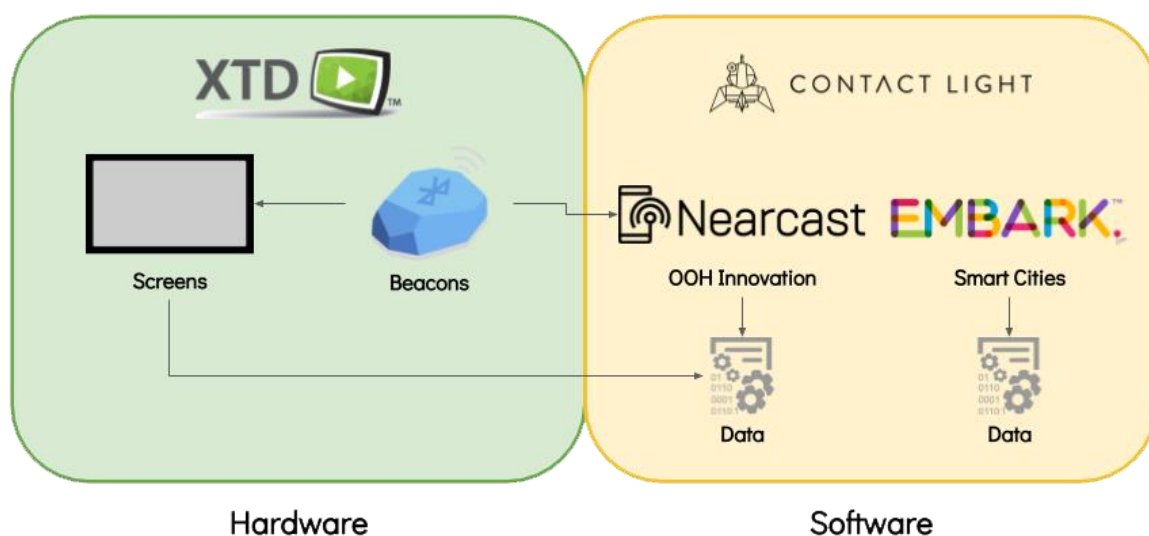
EMBARK is a smartphone app with more than 225,000 unique users that allows commuters to plan their journeys across all forms of public transport in real-time, get the best walking directions, order an Uber, and read the most in-demand editorial content from a variety of news sources. The app is available for free on the Apple iOS and Google Android platforms globally.

EMBARK was nominated by Apple as the Global "App of The Day" in late September 2017 following the release of the iPhone X and the new iOS 11 operating system. This free promotion from Apple increased the EMBARK user base by 30% in a matter of days - adding more than 70,000 new users globally.

Contact Light Acquisition

During the period the Company announced the proposed share acquisition of the 63% interest that it currently does not own in Contact Light (Acquisition). Announcement of the Acquisition follows a strategic review that XTD's Board had been undertaking since November 2017, focusing on operations, personnel and potential future revenue streams.

The acquisition of Contact Light would dramatically strengthen XTD's market positioning by adding Contact Light's world-first suite of technologies and Smart Cities innovation to the Company's market-leading cross-track digital media systems for transit environments, which are operating in Melbourne and Brisbane.



Global advertising expenditure in 2017 was forecast to increase 4.1% on 2016, expecting to reach US\$535 billion¹. A further 5.2% increase is forecast for 2018. The two fastest growing segments in global advertising spend in 2017 were outdoor and digital/mobile (50% of total spend), and these segments are forecast to remain the substantial growth segments of all advertising for the next 2-3 years.

A merger of XTD and Contact Light would cover both growing segments and dramatically expands XTD's commercial opportunities. XTD and Contact Light entered into a Heads of Agreement setting out the proposed terms of the Acquisition. XTD proposed to offer 110,485,350 XTD shares for the 62.67% of Contact not currently owned by XTD. The consideration was determined based on the XTD share price when the Acquisition was contemplated of \$0.04. Based on a XTD share price of \$0.04, this values 100% of Contact Light at approximately \$7 million, which represents a nil premium to Contact Light's last capital raise.

Subsequent to the Period on 30 July 2018, XTD provided an update on its proposed share acquisition of the 63% interest that it currently does not own in technology company Contact Light Pty Ltd. Since the Company's announcement of the Acquisition, the implications of the recent M&A activity in Out-of-Home (**OOH**) sector have become more apparent. In particular, they have directly impacted Contact Light's negotiations to monetise its proprietary data products before the M&A wave, and these conversations are now being restructured to take advantage of the significant market consolidation. Contact Light aimed to have finalised contracts with key players involved in the M&A before the proposed XTD shareholder vote on the CL acquisition. This delay directly impacted the CL Acquisition and the XTD Board resolved to indefinitely delay the proposed purchase of CL.

¹ IPG Mediabrands - MAGNA Global Advertising Forecasts - December 2017 report available at <http://xtd.tv/investor-information/asx-announcements/>

CORPORATE

XTD CEO Departure

On 15 December 2017 the Company advised that CEO Mr. Steve Wildisen had exited the business. XTD Chairman Mr. Frank Hurley became acting CEO of XTD. The review of the business in progress includes a potential restructure of the XTD Group that would more closely align the unique technologies of XTD and Contact Light.

Corporate Governance

The Board of Directors of XTD Limited is responsible for the corporate governance of the consolidated entity. The Board guides and monitors the business and affairs of XTD Limited on behalf of the shareholders by whom they are elected and to whom they are accountable.

XTD Limited's corporate governance practices were in place throughout the year ended 30 June 2018 and were compliant with the ASX Governing Council's best practice recommendations, unless otherwise stated.

Information on Corporate Governance is available on the Company's website at:

<http://xtd.tv/investor-information/>

7. FINANCIAL RESULTS

The cash and cash equivalents as at 30 June 2018 totalled \$2,032,769 (2017: \$1,830,292). The net asset position as at 30 June 2018 was \$3,714,744 (2017: \$4,065,220). The net loss after tax for the year attributable to the members of the Group was \$619,559 (2017: \$2,584,725).

8. SIGNIFICANT CHANGES IN THE STATE OF AFFAIRS

There has been no significant changes in the state of affairs of the Group during the financial year.

9. EVENTS SINCE THE END OF THE FINANCIAL YEAR

Subsequent to the Period on 30 July 2018, XTD provided an update on its proposed share acquisition of the 63% interest that it currently does not own in technology company Contact Light Pty Ltd. Since the Company's previous update the implications of the recent M&A activity in Out-of-Home (**OOH**) sector have become more apparent. In particular, they have directly impacted Contact Light's negotiations to monetize its proprietary data products before the M&A wave, and these conversations are now being restructured to take advantage of the significant market consolidation, whilst the ACCC reviews these deals. Contact Light aimed to have finalized contracts with key players involved in the M&A before the proposed XTD shareholder vote on the CL acquisition. This delay directly impacted the CL Acquisition and the XTD Board resolved to indefinitely delay the proposed purchase of CL.

No other matter or circumstance has arisen since 30 June 2018 that has significantly affected, or may significantly affect:

- (i) the Group's operations in future financial years, or
- (ii) the results of those operations in future financial years, or
- (iii) the Group's state of affairs in future financial years.

10. LIKELY FUTURE DEVELOPMENTS, PROSPECTS AND EXPECTED RESULTS OF OPERATIONS

The Directors intend to remain focussed on operations in cross track digital media installation and service provision.

11. ENVIRONMENTAL REGULATIONS

The Group is not subject to any significant environmental regulations under either Commonwealth or State legislation. The Board is not aware of any breach of environmental requirements as they apply to the Group.

12. GREENHOUSE GAS AND ENERGY DATA REPORTING REQUIREMENTS

The Group is cognisant of the reporting requirements under the Energy Efficiencies Opportunity Act 2006 or the National Greenhouse Energy Efficient Reporting Act 2007, and believes it has adequate processes in place to ensure compliance with these Acts.

13. REMUNERATION REPORT (Audited)

The remuneration report is set out under the following main headings:

- | | |
|---|---|
| A | Remuneration Governance |
| B | Remuneration Structure |
| C | Details of Remuneration |
| D | Share-based compensation |
| E | Equity instruments issued on exercise of remuneration options |
| F | Value of options to Directors |
| G | Equity instruments disclosures relating to key management personnel |
| H | Other transactions with key management personnel |
| I | Additional statutory information |

The information provided in this remuneration report has been audited as required by section 308(3C) of the Corporations Act 2001. The remuneration arrangements detailed in this report are for the key management personnel of the Group as follows:

Mr Francis Hurley – Executive Chairman
Mr Stuart Richardson – Non-Executive Director
Mr Joseph Copley – Non-Executive Director
Mr Quentin Gracanin – Non-Executive Director
Steven Wildisen – Chief Executive Officer (resigned 15 December 2017)

Use of remuneration consultants

The Company did not employ services of consultants to review its existing remuneration policies.

Voting and comments made at the Company's 2017 Annual General Meeting

The Company received 99.99% of "yes" proxy votes on its remuneration report for the 2017 financial year, inclusive of discretionary proxy votes. The Company did not receive any specific feedback at the AGM or throughout the year on its remuneration practices.

A Remuneration Governance

Key management personnel have authority and responsibility for planning, directing and controlling the activities of the Group. Key management personnel comprise the Directors of the Group and Executives of the Group. The performance of the Group depends upon the quality of its key management personnel. To prosper the Group must attract, motivate and retain appropriately skilled directors and executives.

The Group's broad remuneration policy is to ensure the remuneration package properly reflects the person's duties and responsibilities and that remuneration is competitive in attracting, retaining and motivating people of the highest quality. The Group does not engage the services of any remuneration consultants.

B Remuneration Structure

Non-Executive remuneration arrangements

The remuneration of Non-Executive Directors (**NED**) consists of Directors' fees, payable in arrears. They serve on a month to month basis and there are no termination benefits payable. They do not receive retirement benefits but are able to participate in share option based incentive programmes in accordance with Group policy.

Directors are paid consulting fees on time spent on Group business, including reasonable expenses incurred by them on business of the Group, details of which are contained in the Remuneration Table disclosed in Section C of this Report. Remuneration of Non-Executive Directors are based on fees approved by the Board of Directors and is set at levels to reflect market conditions and encourage the continued services of the Directors.

The Group has provided variable remuneration incentive schemes to certain Non-Executive Directors associated with the acquisition of Lunalite as detailed in Note 27.

Non-executive directors' fees are determined within an aggregate directors' fee pool limit, which will be periodically recommended for approval by shareholders. The maximum currently stands at \$250,000 per annum as per the Group's constitution and may be varied by ordinary resolution of the shareholders in general meeting.

C Details of Remuneration

The key management personnel ("KMP") of the Group are the Directors and management of XTD Limited detailed in the table below. Details of the remuneration of the Directors of the Group are set out below:

	Short-term benefits			Post-employment benefits	Share-based payment			Percentage remuneration consisting of performance options for the year
	Salary & fees \$	Cash bonus \$	Annual and Long Service Leave \$	Superannuation \$	Performance shares \$	Options	Total \$	
30/06/2018								
Directors								
Mr Hurley (ii)	50,000	-	-	-	33,053	153,678	236,731	79%
Mr Richardson	36,000	-	-	-	-	288,615	324,615	89%
Mr Copley	94,875	-	-	-	-	224,895	319,770	70%
Mr Gracanin	36,000	-	-	-	-	-	36,000	-
Other KMP								
Mr Wildisen (ii)	177,299	-	-	16,843	56,025	168,671	418,838	54%
Total	394,174	-	-	16,843	89,078	835,859	1,335,954	69%
(i)	Mr Wildisen (Chief Executive Officer) (resigned on 15 December 2017)							
(ii)	Performance rights share based payments are Class C only as Class D were reversed in the current year.							

	Short-term benefits			Post-employment benefits	Share-based payment	Total \$	Percentage remuneration consisting of performance shares for the year
	Salary & fees \$	Cash bonus \$	Annual and Long Service Leave \$	Superannuation \$	Performance shares \$		
30/06/2017							
Directors							
Mr Hurley	50,000	-	-	-	211,569	261,569	81%
Mr Richardson	36,000	-	-	-	-	36,000	0%
Mr Copley (i)	90,981	-	-	-	-	90,981	0%
Mr Gracanin (ii)	20,322	-	-	-	-	20,322	0%
Mr Niutta (iii)	20,600	-	-	-	102,472	123,072	83%
Mr Toll (iv)	18,000	-	-	-	-	18,000	0%
Other KMP							
Mr Wildisen (v)	158,654	60,000	11,538	20,297	356,120	606,609	59%
Total	394,557	60,000	11,538	20,297	670,161	1,156,553	58%

- (i) Mr Copley (Non-Executive Director) (appointed on 8 December 2016)
- (ii) Mr Gracanin (Non-Executive Director) (appointed on 8 December 2016)
- (iii) Mr Niutta (Non-Executive Director) (resigned on 31 December 2016)
- (iv) Mr Toll (Non-Executive Director) (resigned on 31 December 2016)
- (v) Mr Wildisen refunded \$25,000 advanced during the year

The relative proportions of remuneration that are linked to performance and those that are fixed are as follows:

	Fixed Remuneration		At risk – STI**		At risk – LTI *	
	2018	2017	2018	2017	2018	2017
Director						
Mr Hurley	35%	19%	-	-	79%	85%
Mr Richardson	11%	100%	-	-	89%	-
Mr Copley	30%	100%	-	-	70%	-
Mr Gracanin	100%	100%	-	-	-	-
Other KMP						
Mr Wildisen	54%	31%	-	10%	54%	59%

*Long term incentives are provide by way of the performance shares issued with long term performance milestones (Class D) and incentive options with long term performance milestones in Contact Light Pty Ltd. The percentages disclosed reflect the fair value of remuneration consisting of the performance shares and Contact Light Pty Ltd incentive options, based on the value of the performance shares and incentive options expensed during the year.

** Cash bonuses are dependent on meeting certain performance measures which are determined by the Board.

Remuneration Policy

Non-Executive Directors

Total remuneration for all Non-executive Directors, is not to exceed \$250,000 per annum as approved by shareholders. This does not include Consulting Fees.

Non-executive directors, received a fixed fee for their services of \$36,000 per annum (excl. GST) for services performed. Mr Frank Hurley is paid an additional \$14,000 per annum as Chairman of the Board. There are currently no Executive Directors employed by the Group.

The Group has provided variable remuneration incentive schemes to certain Non-Executive Directors associated with the acquisition of Lunalite as detailed in Note 27. There are no termination or retirement benefits for non-executive directors (other than statutory superannuation).

D Share-based Compensation

Short term and long term incentives

In the 2015 financial year Mr Hurley and Mr Wildisen were issued performance shares in connection with the acquisition of Lunalite. These performance shares were issued to provide key management personnel and Directors effective incentives for their work and ongoing commitment and contribution to the Company.

The performance shares were issued in four classes, each with different performance milestones. Details of the performance shares issued are as follows:

Class	Director and Other KMP	Number Issued	Grant Date	Exercise Price	Expiry Date of Milestone Achievements	Underlying Share Price on Grant Date (\$)	Total Fair Value (\$)
A	Mr Hurley Mr Wildisen	1,050,003 1,950,005	19/12/14	Nil	19/12/16	0.20	210,000 390,001
B	Mr Hurley Mr Wildisen	1,050,003 1,950,005	19/12/14	Nil	19/12/16	0.20	210,000 390,001
C	Mr Hurley Mr Wildisen	1,050,003 1,950,005	19/12/14	Nil	19/12/17	0.20	210,000 390,001
D	Mr Hurley Mr Wildisen	3,750,009 6,000,015	19/12/14	Nil	19/12/19	0.20	750,002 1,200,003

The performance milestones attached with each of the classes are detailed below:

- First revenue to Lunalite from Queensland Contract. This milestone expires two years from completion of the acquisition (19 December 2014). This milestone was achieved during the 2015 financial year.
- Security mobile application being developed and either being adopted by one rail operator, or achieving a minimum of 200,000 subscribers. This milestone expires two years from completion of the acquisition (19 December 2014). This milestone was achieved during the 2017 financial year.
- Lunalite generating total revenue of at least \$5 million in any 12 month period. This milestone expires three years from completion of the acquisition (19 December 2014). Class C expired in the current year.
- Lunalite being awarded an offshore XTD contract of at least 40 screens and that contract being successfully installed and generating revenue to Lunalite. This milestone expires within five years from completion of the acquisition (19 December 2014).

Refer to Note 27 for further details in respect to the performance shares granted.

E Equity Instruments Issued on Exercise of Remuneration Options

No equity instruments were issued during the year to Directors or key management as a result of exercising remuneration options (2017: Nil).

F Value of options to Directors

Incentive Options – Employees and Management

A subsidiary of the group, Contact Light Pty Ltd (Contact Light), issued 445,000 incentive options to key management and consultants as part of their remuneration.

Options are granted in lieu of cash fees for no consideration and for a period not exceeding fifteen years. There are various performance conditions attached to options for each recipients. The key management or consultant must maintain employment or exercise/forfeit their options (where vested).

Type of Options	Grant date	Expiry date	Exercise price	Value per option at grant date	Date exercisable	% vested during the year	% forfeited during the year	Financial year options vest	Range of possible values relating to future payments
Directors and consultants	23 Feb 2018	23 Feb 2032	\$0.001	\$1.4993	Between 23 Feb 2018 and 23 Feb 2032	90%	-	2032	-

Options granted under the Plan carry no dividend or voting rights. All options were provided at no cost to the recipients. When exercisable, each option is convertible into one ordinary share of Contact Light Pty Ltd. Further information on the options is set out in Note 27 to the Financial Statements.

G Equity instruments disclosures relating to key management personnel

Share holdings

The numbers of shares in the Company held during the financial year by each Director and other key management personnel (KMP) of the Group are set out below.

2018	Opening Balance	Received as Remuneration	Received During Year on Exercise of Options	Net Change Other	Closing Balance
Directors					
Mr Hurley	6,273,198	-	-	-	6,273,198
Mr Richardson	2,372,598	-	-	-	2,372,598
Mr Quentin Gracanin	442,833	-	-	-	442,833
Mr Joseph Copley	50,000	-	-	133,333	183,333
Other KMP					
Mr Wildisen ¹	7,332,641	-	-	(7,332,641)	-
	16,471,270	-	-	(7,199,308)	9,271,962

¹ Resigned 15 December 2017

Deferred performance shares holdings

The table shows how many deferred KMP performance shares were granted, vested and forfeited during the year.

	Year Granted	No Granted	Grant Date Value per share	Vested %	Vested Number	Forfe ited %	Financial Years in which the shares may vest	Maximum value yet to vest
Mr Hurley								
Class A *	2015	1,050,003	\$0.20	100	1,050,003	-	2015	-
Class B**	2015	1,050,003	\$0.20	100	1,050,003	-	2016	-
Class C***	2015	1,050,003	\$0.20	-	-	-	2018	-
Class D****	2015	3,750,009	\$0.20	-	-	-	2020	-
Mr Wildisen								
Class A*	2015	1,950,005	\$0.20	100	1,950,005	-	2015	-
Class B**	2015	1,950,005	\$0.20	100	1,950,005	-	2016	-
Class C***	2015	1,950,005	\$0.20	-	-	-	2018	-
Class D****	2015	6,000,015	\$0.20	-	-	-	2020	-

* Deferred performance shares which vested during the period as a result of the performance milestone being achieved were issued to Directors and Other KMP on 25 August 2015.

** Deferred performance shares which vested during the period as a result of the performance milestone being achieved were issued to Directors and Other KMP on 25 February 2016.

*** Deferred performance shares expired during the year.

**** Deferred performance shares for which the likelihood of these shares converting to ordinary shares was assessed by management to be highly unlikely. The expectation is that they will crystallise to nil shares and accordingly cumulative expenditure in relation to same has been reversed in full.

H Other transactions with key management personnel

During the year, the Group loaned \$nil (2017: \$25,000) to Mr Steve Wildisen. Steve Wildisen was formerly the Chief Executive Officer of XTD Ltd. This employee loan was repaid in full during the previous financial year. The balance owing at year end is \$nil.

I Additional statutory information

Relationship between remuneration and the Group's performance

The following table shows key performance indicators for the Group over the last five years:

	2018	2017	2016	2015	2014
Loss for the year	\$619,559	\$2,584,725	\$2,858,180	\$8,943,251	\$329,114
Closing Share Price	3.0 cents	10.0 cents	18.0 cents	21.0 cents	1.1 cents
KMP Incentives	\$835,859	\$670,161	\$1,435,812	\$1,455,785	\$nil
Total KMP Remuneration	\$1,335,954	\$1,156,553	\$1,851,980	\$1,703,332	\$30,000

End of Audited Remuneration Report

14.SHARES UNDER OPTION

Unissued ordinary shares of the Group under option at the date of this report are as follows:

XTD Ltd

Expiry Date	Exercise price	Balance at start of year	Issued during the year	Cancelled/ lapsed during the year	Balance at the end of the year
28 June 2020	22 cents	5,000,000	-	-	5,000,000

Contact Light Pty Ltd

Expiry Date	Exercise price	Balance at start of year	Issued during the year	Cancelled/ lapsed during the year	Balance at the end of the year
30 June 2032	0.1 cents	-	962,500	-	962,500

15.PROCEEDINGS ON BEHALF OF THE COMPANY

No person has applied to the Court under section 237 of the Corporations Act 2001 for leave to bring proceedings on behalf of the Group, or to intervene in any proceedings to which the Group is a party, for the purposes of taking responsibility on behalf of the Group for all or part of those proceedings.

16. INDEMNIFYING OFFICERS

During the financial year the Group paid a premium of \$15,712 to insure the directors and officers of the company and its Australian based controlled entities against a liability incurred as such a director or officer to the extent permitted by the Corporations Act 2001. The contract of insurance prohibits disclosure of the nature of the liability and the amount of the premium.

The Group has not otherwise, during or since the financial year, indemnified or agreed to indemnify an officer or auditor of the Group against a liability incurred as such as an officer or auditor.

17. NON-AUDIT SERVICES

The Company may decide to employ the auditor on assignments additional to their statutory audit duties where the auditor's expertise and experience with the Company and/or Group are important.

The Board of Directors advises that non-audit services were provided by the Group's auditors during the year. Details of the amounts paid or payable to the auditor for audit and non-audit services provided during the year are set out below.

The board of directors has considered the position and, in accordance with advice received from the audit committee, is satisfied that the provision of the non-audit services is compatible with the general standard of independence for auditors imposed by the *Corporations Act 2001*. The directors are satisfied that the provision of non-audit services by the auditor, as set out below, did not compromise the auditor independence requirements of the *Corporation Act 2001* for the following reasons:


- All non-audit services have been reviewed by the audit committee to ensure they do not impact the impartiality and objectivity of the auditor.
- None of the services undermine the general principles relating to auditor independence as set out in APES 110 *Code of Ethics for Professionals Accountant*.

	2018	2017
	\$	\$
Non-Audit Services		
PKF Mack – Income Tax	8,030	6,330
PKF Mack – Export Market Development Grant claim	-	5,675
Total of non- audit services provided to the Group	8,030	12,005

18.AUDITOR'S INDEPENDENCE DECLARATION

The auditor's independence declaration for the year ended 30 June 2018 has been received and can be found on page 17.


Signed in accordance with a resolution of the Board of Directors.

A handwritten signature in black ink, appearing to be 'SRW' with a stylized flourish at the end.

Mr Stuart Richardson
Perth, Western Australia
Date: 21 September 2018

**AUDITOR'S INDEPENDENCE DECLARATION
TO THE DIRECTORS OF XTD LIMITED**

In relation to our audit of the financial report of XTD Limited for the year ended 30 June 2018, to the best of my knowledge and belief, there have been no contraventions of the auditor independence requirements of the Corporations Act 2001 or any applicable code of professional conduct.

**PKF MACK****SIMON FERMANIS
PARTNER****21 SEPTEMBER 2018
WEST PERTH**

XTD LIMITED
CONSOLIDATED STATEMENT OF PROFIT OR LOSS AND OTHER COMPREHENSIVE INCOME
FOR THE YEAR ENDED 30 JUNE 2018

	Note	30-Jun-18 \$	30-Jun-17 \$
Revenue from continuing operations	8	3,100,863	2,931,352
Other income	8	356,593	453,502
Amortisation of intangibles		(124,470)	(124,470)
Commission expense		(842,085)	(884,831)
Consultancy fees		(261,371)	(348,852)
Depreciation expense		(670,128)	(858,350)
Personnel expenses	9	(1,670,421)	(2,003,020)
Occupancy expenses		(90,524)	(51,686)
Professional fees		(344,955)	(436,254)
Share based payments - options	18	(1,300,643)	(212,774)
Reversal of performance rights share based payments	18	2,117,556	-
Travelling expenses		(105,368)	(266,323)
Impairment of assets		(235,526)	-
Other expenses		(586,420)	(820,359)
Loss from continuing operations before income tax		(656,899)	(2,622,065)
Income tax benefit	10	37,340	37,340
Loss from continuing operations after income tax		(619,559)	(2,584,725)
Items that may be reclassified subsequently to profit or loss:			
Foreign currency translation		(1,359)	(3,920)
Total comprehensive loss for the year		(620,918)	(2,588,645)
Loss for the year is attributable to:			
Owners of the company		300,106	(2,188,171)
Non-controlling interests		(919,665)	(396,554)
		(619,559)	(2,584,725)
Total comprehensive loss for the year attributable to:			
Owners of the company		298,747	(2,192,091)
Non-controlling interests		(919,665)	(396,554)
		(620,918)	(2,588,645)

		<u>Cents</u>	<u>Cents</u>
Profit/(Loss) per share from continuing operations attributable to the ordinary equity holders of the Company:			
Basic and diluted profit/(loss) per share	26	0.2	(1.7)

The above consolidated statement of profit or loss and other comprehensive income is to be read in conjunction with the notes to the financial statements set out on pages 22 to 52.

XTD LIMITED
CONSOLIDATED STATEMENT OF FINANCIAL POSITION
AS AT 30 JUNE 2018

		30-Jun-18	30-Jun-17
	Notes	\$	\$
Current Assets			
Cash & cash equivalents	11	2,032,769	1,830,292
Trade & other receivables	12	314,249	150,927
Total Current Assets		2,347,018	1,981,219
Non-Current Assets			
Plant & equipment	13	1,478,741	2,296,282
Intangibles	14	373,405	497,875
Total Non-Current Assets		1,852,146	2,794,157
TOTAL ASSETS		4,199,164	4,775,376
Current Liabilities			
Trade & other payables	15	341,633	515,146
Provisions	16	30,762	45,645
Total Current Liabilities		372,395	560,791
Non-Current Liabilities			
Deferred tax liability		112,025	149,365
Total Non-Current Liabilities		112,025	149,365
TOTAL LIABILITIES		484,420	710,156
NET ASSETS		3,714,744	4,065,220
EQUITY			
Contributed equity	17	15,891,009	15,891,009
Reserves	18	1,227,019	2,487,241
Accumulated losses	19	(11,579,493)	(13,417,571)
Capital and reserves attributable to owners of the company		5,538,535	4,960,679
Non-Controlling interests	20	(1,823,791)	(895,459)
TOTAL EQUITY		3,714,744	4,065,220

The above consolidated statement of financial position is to be read in conjunction with the notes to the financial statements set out on pages 22 to 52.

XTD LIMITED
CONSOLIDATED STATEMENT OF CHANGES IN EQUITY
FOR THE YEAR ENDED 30 JUNE 2018

	Issued Capital \$	Share- based Payment Reserve \$	Options Premium Reserve \$	Foreign Currency Translation Reserve \$	Accumulated Losses \$	Total \$	Non- controlling interests \$	Total Equity \$
At 1 July 2017	15,891,009	2,278,387	212,774	(3,920)	(13,417,571)	4,960,679	(895,459)	4,065,220
Loss for the year	-	-	-	-	300,106	300,106	(919,665)	(619,559)
Exchange differences on translation of foreign operations	-	-	-	(1,359)	-	(1,359)	-	(1,359)
Total comprehensive loss for the year	-	-	-	(1,359)	300,106	298,747	(919,665)	(620,918)
Transactions with owners in their capacity as owners:								
Share-based payment – incentive options	-	1,300,643	-	-	-	1,300,643	-	1,300,643
Share-based payment – performance rights	-	739,172	-	-	-	739,172	-	739,172
Expiry of performance rights	-	(900,003)	-	-	900,003	-	-	-
Reversal of Share-based payment	-	(2,117,556)	-	-	-	(2,117,556)	-	(2,117,556)
Exercise of options in subsidiary	-	(281,119)	-	-	276,841	(4,278)	4,278	-
Disposal of shares in subsidiary	-	-	-	-	361,128	361,128	(12,945)	348,183
At 30 June 2018	15,891,009	1,019,524	212,774	(5,279)	(11,579,493)	5,538,535	(1,823,791)	3,714,744
	Issued Capital \$	Share- based Payment Reserve \$	Options Premium Reserve \$	Foreign Currency Translation Reserve \$	Accumulated Losses \$	Total \$	Non- controlling interests \$	Total Equity \$
At 1 July 2016	15,891,009	1,412,879	-	-	(11,734,652)	5,569,236	(453,653)	5,115,583
Loss for the year	-	-	-	-	(2,188,171)	(2,188,171)	(396,554)	(2,584,725)
Exchange differences on translation of foreign operations	-	-	-	(3,920)	-	(3,920)	-	(3,920)
Total comprehensive loss for the year	-	-	-	(3,920)	(2,188,171)	(2,192,091)	(396,554)	(2,588,645)
Transactions with owners in their capacity as owners:								
Share-based payment - performance shares	-	865,508	-	-	-	865,508	-	865,508
Share-based payment	-	-	212,774	-	-	212,774	-	212,774
Disposal of shares in subsidiary	-	-	-	-	505,252	505,252	(45,252)	460,000
At 30 June 2017	15,891,009	2,278,387	212,774	(3,920)	(13,417,571)	4,960,679	(895,459)	4,065,220

The above consolidated statement of changes in equity is to be read in conjunction with the notes to the financial statements set out on page 22 to 52.

XTD LIMITED
CONSOLIDATED STATEMENT OF CASH FLOWS
FOR THE YEAR ENDED 30 JUNE 2018

	Note	30-Jun-18 \$	30-Jun-17 \$
Cash flows from operating activities			
Receipts from customers		2,970,804	3,071,727
Payment to suppliers and employees		(3,380,342)	(3,975,055)
Interest received		5,510	7,889
Research and development grant		351,083	354,469
Export market development grant		-	91,143
Net cash inflow/(outflow) from operating activities	25	(52,945)	(449,827)
Cash flows from investing activities			
Payment for property, plant and equipment		(109,674)	(373,650)
Proceeds from disposal equity investments		342,178	470,000
Net cash inflow from investing activities		232,504	96,350
Net increase in cash and cash equivalents			
Cash and cash equivalents at beginning of year		1,830,292	2,208,980
Effects of exchange rate changes		22,918	(25,211)
Cash and cash equivalents at end of year		2,032,769	1,830,292

The above consolidated statement of cash flows is to be read in conjunction with the notes to the financial statements set out on pages 22 to 52.

1. REPORTING ENTITY

XTD Limited (the “Company” or “XTD”) is a company limited by shares incorporated in Australia whose shares are publicly traded on the Australian Securities Exchange (“ASX”). The addresses of its registered office and principal place of business are disclosed in the Corporate Directory at the beginning of the Annual Report.

The consolidated financial statements of the Company and its subsidiaries are for the year ended 30 June 2018.

The financial statements were authorised for issue by the Board of Directors on 21 September 2018.

The nature of the operations and principal activities of the Group are described in the Directors’ Report.

2. BASIS OF PREPARATION

(a) Statement of compliance

These financial statements are general purpose financial statements which have been prepared in accordance with Australian Accounting Standards (AASBs) (including Australian Interpretations) adopted by the Australian Accounting Standards Board (AASB) and the Corporations Act 2001. The consolidated financial statements comply with International Financial Reporting Standards (IFRSs) and interpretations adopted by the International Accounting Standards Board.

The consolidated financial statements were approved by the Board of Directors on the date the directors’ report and declaration was signed. XTD Limited is a for-profit entity for the purpose of preparing the financial statements.

(b) Basis of measurement

These financial statements have been prepared on the historical cost basis, modified where applicable, by the measurement of fair value of selected non-current assets, financial assets and financial liabilities.

(c) Functional and presentation currency

These consolidated financial statements are presented in Australian dollars, which is the Company’s functional currency and the presentation currency of the Group.

(d) Use of estimates and judgments

The preparation of a financial report in conformity with Australian Accounting Standards requires management to make judgments, estimates and assumptions that affect the application of policies and reported amounts of assets and liabilities, income and expenses. The estimates and associated assumptions are based on historical experience and various other factors that are believed to be reasonable under the circumstances, the results of which form the basis of making the judgements about carrying values of assets and liabilities that are not readily apparent from other sources. Actual results may differ from these estimates. These accounting policies have been consistently applied by each entity in the consolidated entity.

2. BASIS OF PREPARATION (continued)

(d) Use of estimates and judgments (continued)

The estimates and underlying assumptions are reviewed on an ongoing basis. Revisions to accounting estimates are recognised in the year in which the estimate is revised if the revision affects only that year or in the year of the revision and future years if the revision affects both current and future years. In particular, information about significant areas of estimation uncertainty and critical judgments in applying accounting policies that have the most significant effect on the amount recognised in the financial statements are described in the following notes:

- (i) Note 27 – Share-based payment arrangements – In relation to performance shares, the Group measures the cost of equity settled share based payments at fair value at the grant date. The expense recognised in the Statement of Profit or Loss and Other Comprehensive Income takes into account management's assessment of the associated performance milestones being achieved. During the year Class D performance shares were assessed at a nil probability of crystallising into shares and accordingly the cumulative expense was written back.
- (ii) Provision for doubtful debts - The provision for doubtful debts requires a degree of estimation and judgement. The level of provision is assessed by taking into account the aging of receivables, historical collection rates and specific knowledge of the individual debtor's financial position.
- (iii) Estimated impairment of non-current assets - The group assesses impairment at each reporting date by evaluating conditions specific to the group that may lead to impairment of assets. Where an impairment trigger exists, the recoverable amount of the asset is determined. The directors believe no trigger exist and the cash generating unit related to non-current assets continues to be profitable.
- (iv) Intangible assets (contract rights) - Contract rights have a finite useful life and are carried at cost less accumulated amortization and impairment losses.
- (v) Deferred tax assets – The Group expects to have carried forward tax losses, which have not been recognized as deferred tax assets. The utilization of tax losses is subject to the Group passing the required Continuity of Ownership and Same Business Test rules at the time the losses are expected to be utilized. Deferred tax assets are only recognized to the extent that it's probable that future maintainable profits will utilize the carry forward losses.

3. ADOPTION OF NEW AND REVISED ACCOUNTING STANDARDS

New, revised or amending Accounting Standards and Interpretations adopted

The Group has adopted all of the new, revised or amending Accounting Standards and Interpretations issued by the Australian Accounting Standards Board ('AASB') that are mandatory for the current reporting period.

Any new, revised or amending Accounting Standards or Interpretations that are not yet mandatory have not been early adopted.

4. SIGNIFICANT ACCOUNTING POLICIES

The accounting policies set out below have been applied consistently to all years presented in these consolidated financial statements, and have been applied consistently by the Group entities.

(a) Principles of consolidation

(i) Subsidiaries

The consolidated financial statements incorporate the assets and liabilities of Lunalite International Pty Ltd (the “Company” or “Parent Entity”) as at 30 June 2018 and the results of its subsidiaries for the year. Lunalite International Pty Ltd and its subsidiaries together are referred to in this financial report as the Group or the consolidated entity.

Subsidiaries are all entities (including structured entities) over which the group has control. The group controls an entity when the group is exposed to, or has rights to, variable returns from its involvement with the entity and has the ability to affect those returns through its power to direct the activities of the entity.

Subsidiaries are fully consolidated from the date on which control is transferred to the Group. They are de-consolidated from the date that control ceases.

The acquisition method of accounting is used to account for business combinations by the Group.

(ii) Transactions eliminated on consolidation

Intercompany transactions, balances and unrealized gains on transactions between Group companies are eliminated. Unrealized losses are also eliminated unless the transaction provides evidence of the impairment of the asset transferred.

(b) Segment reporting

Operating segments are reported in a manner consistent with the internal reporting provided to the chief operating decision maker. The chief operating decision maker, who is responsible for allocating resources and assessing performance of the operating segments, has been identified as the Board of Directors.

(c) Foreign currency translation

Transactions in foreign currencies are translated at the foreign exchange rate ruling at the date of the transaction. Monetary assets and liabilities denominated in foreign currencies at the Statement of Financial Position date are translated to Australian dollars at the foreign exchange rate ruling at that date. Foreign exchange differences arising on translation are recognised in the Statement of Profit or Loss and Other Comprehensive Income. Non-monetary assets and liabilities that are measured in terms of historical cost in a foreign currency are translated using the exchange rate at the date of the transaction. Non-monetary assets and liabilities denominated in foreign currencies that are stated at fair value are translated to Australian dollars at foreign exchange rates ruling at the dates the fair value was determined.

4. SIGNIFICANT ACCOUNTING POLICIES (continued)

(d) Financial instruments

(i) Non-derivative financial assets

Financial assets are recognised initially on the trade date at which the Group becomes a party to the contractual provisions of the instrument.

The Group derecognises a financial asset when the contractual rights to the cash flows from the asset expire, or it transfers the rights to receive the contractual cash flows on the financial asset in a transaction in which substantially all the risks and rewards of ownership of the financial asset are transferred.

Non-derivative financial assets comprise deposits, loans and receivables and cash and cash equivalents.

Loans and receivables

Loans and receivables are financial assets with fixed or determinable payments that are not quoted in an active market and are recognised initially at fair value and subsequently at amortised cost using the effective interest rate method. They are included in current assets except those with maturities greater than 12 months after the reporting date which are classified as non-current assets.

Loans and receivables comprise trade and other receivables.

Cash and cash equivalents

Cash and cash equivalents comprise cash balances and call deposits. Bank overdrafts that are repayable on demand and form an integral part of the Group's cash management are included as a component of cash and cash equivalents for the purpose of the statement of cash flows.

(ii) Non-derivative financial liabilities

Financial liabilities are recognised initially on the trade date at which the Group becomes a party to the contractual provisions of the instrument. The Group derecognises a financial liability when its contractual obligations are discharged or cancelled or expire.

Non-derivative financial liabilities comprise loans and borrowings and trade and other payables. They are recognised initially at fair value and subsequently at amortised cost.

(iii) Impairment of financial assets

A financial asset is considered to be impaired if objective evidence indicates that one or more events have had a negative effect on the estimated future cash flows of that asset.

An impairment loss in respect of a financial asset measured at amortised cost is calculated as the difference between its carrying amount, and the present value of the estimated future cash flows discounted at the original effective interest rate.

Individually significant financial assets are tested for impairment on an individual basis. The remaining financial assets are assessed collectively in Groups that share similar credit risk characteristics.

All impairment losses are recognised in the profit or loss.

An impairment loss is reversed if the reversal can be related objectively to an event occurring after the impairment loss was recognised.

4. SIGNIFICANT ACCOUNTING POLICIES (continued)

(e) Plant and equipment

Plant and equipment is stated at historical cost less accumulated depreciation and accumulated impairment losses. The carrying amount of plant and equipment is reviewed annually by directors to ensure it is not shown in the accounts at a value in excess of the recoverable amount of the asset.

Depreciation on assets is calculated using the diminishing value method to allocate their cost, net of their residual values, as follows:

Office equipment	15-40%
Screens	15-30%

Depreciation methods, useful lives and residual values are reviewed at each financial year-end and adjusted if appropriate. Gains and losses on disposals are determined by comparing the proceeds from disposal with the net carrying amount. These gains and losses are included in the Statement of Profit or Loss and Other Comprehensive Income.

(f) Trade and other receivables

Trade and other receivables are recorded at amounts due less any allowance for doubtful debts. Trade receivables are generally due for settlement within 30 days. They are presented as current assets unless collection is not expected for more than 12 months after the reporting date.

(g) Other financial assets

The Group classifies its investments in the following categories: loans and receivables. The classification depends on the purpose for which the investments were acquired. Management determines the classification of its investments at initial recognition and re-evaluates this designation at each reporting date.

Loans and receivables are non-derivative financial assets with fixed or determinable payments that are not quoted in an active market. They arise when the Group provides money, goods or services directly to a debtor with no intention of selling the receivable. They are included in current assets, except for those with maturities greater than 12 months after the Statement of Financial Position date which are classified as non-current assets. Loans and receivables are included in receivables in the Statement of Financial Position.

Investments in subsidiaries are carried at cost, net of any impairment losses.

(h) Intangible assets (contract rights)

Contact rights have a finite useful life and are carried at cost less accumulated amortisation and impairment losses. Contract rights are tested for impairment when a trigger of impairment is evident.

(i) Trade and other payables

Trade payables and other payables are carried at amortised costs and represent liabilities for goods and services provided to the Group prior to the end of the financial year that are unpaid and arise when the Group becomes obliged to make future payments in respect of the purchase of these goods and services.

4. SIGNIFICANT ACCOUNTING POLICIES (continued)

(j) Contributed equity

Ordinary shares are classified as equity. Incremental costs directly attributable to the issue of new shares or options are shown in equity as a deduction, net of tax, from the proceeds.

(k) Employee Benefits

(i) Share-based payment transactions

In relation to performance shares, the Group measures the cost of equity settled share based payments at fair value at the grant date. The expense recognised in the Statement of Profit or Loss and Other Comprehensive Income takes into account management's assessment of the associated performance milestones being achieved.

The fair value of the shares granted is recognised as an employee or director expense with a corresponding increase in equity. The fair value is measured at grant date and spread over the expected vesting period.

(ii) Wages, salaries and annual leave

Liabilities for employee benefits for wages, salaries and annual leave that are expected to be settled within 12 months of the reporting date represent present obligations resulting from employees' services provided to reporting date, are calculated at undiscounted amounts based on remuneration wage and salary rates that the consolidated entity expects to pay as at reporting date including related on-costs, such as workers compensation insurance and payroll tax.

(l) Revenue recognition

Revenue from the sale of goods is recognised when the goods are delivered to customers and substantially all risks and rewards of ownership have passed to the customer. Revenue from the rendering of a service is recognised upon the delivery of the service to the customers. All revenue is stated net of the amount of Goods & Services Tax (GST).

Lease income from operating leases is recognised as income over the lease term and on a variable basis, being the fair value of consideration received or receivable from APN Outdoor. Lease income of XTD is not fixed.

Interest income is recognised in the Statement of Profit or Loss and Other Comprehensive Income as it accrues, using the effective interest method.

(m) Earnings per share

(i) Basic earnings per share

Basic earnings per share is calculated by dividing the profit attributable to equity holders of the company, excluding any costs of servicing equity other than ordinary shares, by weighted average number of ordinary shares outstanding during the financial year, adjusted for the bonus elements in ordinary shares issued during the year.

(ii) Diluted earnings per share

Diluted earnings per share adjusts the figures used in the determination of basic earnings per share to take into account the after income tax effect of interest and other financing costs associated with dilutive potential ordinary shares and the weighted average number of shares assumed to have been issued for no consideration in relation to dilutive potential ordinary shares.

4. SIGNIFICANT ACCOUNTING POLICIES (continued)

(n) Income tax

The income tax expense or revenue for the year is the tax payable on the current year's taxable income based on the applicable income tax rate for each jurisdiction adjusted by changes in deferred tax assets and liabilities attributable to temporary differences and to unused tax losses.

The current income tax charge is calculated on the basis of the tax laws enacted or substantively enacted at the end of the reporting period in the countries where the company's subsidiaries operate and generate taxable income. Management periodically evaluates positions taken in tax returns with respect to situations in which applicable tax regulation is subject to interpretation. It establishes provisions where appropriate on the basis of amounts expected to be paid to the tax authorities.

Deferred income tax is provided in full, using the liability method, on temporary differences arising between the tax base of assets and liabilities and their carrying amounts in the consolidated financial statements. However, deferred tax liabilities are not recognised if they arise from the initial recognition of goodwill.

Deferred income tax is also not accounted for if it arises from initial recognition of an asset or liability in a transaction other than a business combination that at the time of the transaction affects neither accounting nor taxable profit nor loss. Deferred income tax is determined using tax rates (and laws) that have been enacted or substantially enacted by the end of the reporting period and are expected to apply when the related deferred income tax asset is realised or the deferred income tax liability is settled.

Deferred tax assets are recognised for deductible temporary differences and unused tax losses only if it is probable that future taxable amounts will be available to utilise those temporary differences and losses.

Deferred tax liabilities and assets are not recognised for temporary differences between the carrying amount and tax bases of investments in foreign operations where the company is able to control the timing of the reversal of the temporary differences and it is probable that the differences will not reverse in the foreseeable future.

Deferred tax assets and liabilities are offset when there is a legally enforceable right to offset current tax assets and liabilities and when the deferred tax balances relate to the same taxation authority. Current tax assets and liabilities are offset where the entity has a legally enforceable right to offset and intends either to settle on a net basis, or to realise the asset and settle the liability simultaneously.

Current and deferred tax is recognised in profit and loss, except to the extent that it relates to items recognised in other comprehensive income or directly in equity. In this case, the tax is also recognised in other comprehensive income or directly in equity, respectively.

4. SIGNIFICANT ACCOUNTING POLICIES (continued)

(o) Goods and Services Tax

Revenue, expenses and assets are recognised net of the amount of goods and services tax (GST), except where the amount of GST incurred is not recoverable from the taxation authority. In these circumstances, the GST is recognised as part of the cost of acquisition of the asset or as part of the expense.

Receivables and payables are stated with the amount of GST included. The net amount of GST recoverable from, or payable to, the ATO is included as a current asset or liability in the statement of financial position.

Cash flows are included in the statement of cash flows on a gross basis. The GST components of cash flows arising from investing and financing activities which are recoverable from, or payable to, the ATO are classified as operating cash flows.

(p) Government Grants (Research and Development and Export Market)

Research and Development and Export Market grants of \$351,083 are included in the "Other Income" line item in the Statement of Profit or Loss and Other Comprehensive Income. These grants are recognized when a right to receive payment has been established following the successful lodgment of a claim.

(q) Current and Non-Current Classification

Assets and liabilities are presented in the statement of financial position based on current and non-current classification.

An asset is classified as current when: it is either expected to be realized or intended to be sold or consumed in the consolidated entity's normal operating cycle; it is held primarily for the purpose of trading; it is expected to be realized within 12 months after the reporting period; or the asset is cash or cash equivalent unless restricted from being exchanged or used to settle a liability for at least 12 months after the reporting period. All other assets are classified as non-current.

A liability is classified as current when: it is either expected to be settled in the Group's normal operating cycle; it is held primarily for the purpose of trading; it is due to be settled within 12 months after the reporting period; or there is no unconditional right to defer the settlement of the liability for at least 12 months after the reporting period. All other liabilities are classified as non-current.

Deferred tax assets and liabilities are always classified as non-current.

4. SIGNIFICANT ACCOUNTING POLICIES (continued)

(r) New standards and interpretation not yet adopted

The following Australian Accounting Standards have been issued or amended and are applicable to the annual financial statements of the consolidated group (or the company) but are not yet effective. This assumes the following have not been adopted in preparation of the financial statements at the reporting date.

Australian Accounting Standards

AASB No.	Title	Application date of standard *	Issue date
AASB 9	Financial Instruments	1 January 2018	December
AASB 2010-7	Amendments arising from Accounting Standards arising from AASB 9 (December 2010)	1 January 2018	September 2012
AASB 2014-1	Amendments to Australian Accounting Standards Part E - Financial Instruments	Part E - 1 January 2018	June 2014
AASB 2014-5	Amendments to Australian Accounting Standard Arising From AASB 15	1 January 2018	December 2014
AASB 2014-7	Amendments to Australian Accounting Standard Arising From AASB 9 (December 2014)	1 January 2018	December 2014
AASB 2014-10	Amendments to Australian Accounting Standard – Sale of Contribution of Assets Between Investors and its Associates or Joint Venture	1 January 2018	December 2014
AASB 2015-8	Amendments to Australian Accounting Standards – Effective Date of AASB 15	1 January 2018	October 2015
AASB 2015-10	Amendments to Australian Accounting Standards – Effective Date of Amendments to AASB 10 and AASB 128.	1 January 2018	December 2015
AASB 2016-5	Amendments to Australian Accounting Standards – Classification and Measurement of Share-based Payment Transactions [AASB 2]	1 January 2018	July 2016
AASB 2017-4	Amendments to Australian Accounting Standards – Uncertainty over Income Tax Treatments	1 January 2019	July 2017
AASB 2017-5	Amendments to Australian Accounting Standards – Effective Date of Amendments to AASB 10 and AASB 128 and Editorial Corrections	1 January 2018	December 2017
AASB 2017-6	Amendments to Australian Accounting Standards – Prepayment Features with Negative Compensation	1 January 2019	October 2017
AASB 2017-7	Amendments to Australian Accounting Standards – Long-term Interests in Associates and Joint Ventures	1 January 2019	December 2017
AASB 2018-1	Amendments to Australian Accounting Standards – Annual Improvements 2015-2017 Cycle	1 January 2019	February 2018
AASB 15	Revenues from Contracts with Customers	1 January 2018	October 2015
AASB 16	Leases	1 January 2019	February 2016

AASB No.	Title	Application date of standard *	Issue date
AASB Interpretation 22	Foreign Currency Transactions and Advance Consideration	1 January 2018	February 2017
AASB Interpretation 23	Uncertainty over Income Tax Treatments	1 January 2019	June 2017
Not yet issued by the AASB	Conceptual Framework for Financial Reporting [#]	1 January 2020	March 2018

* Annual reporting periods beginning after

The IASB issued the revised conceptual framework in March 2018. The AASB are yet to issue the equivalent pronouncement.

5. FINANCIAL RISK MANAGEMENT

The Group's activities expose it to a variety of financial risks: market risk (including currency risk, interest rate risk and price risk), credit risk and liquidity risk. The Group's overall risk management program focuses on the unpredictability of financial markets and seeks to minimise potential adverse effects on the financial performance of the Group. The Group uses different methods to measure different types of risk to which it is exposed. The Board of Directors co-ordinate domestic and international financial markets, monitors and manages the financial risks relating to the operations of the Group through internal risk reports which analyses exposures by degree and magnitude of risks. The Group does not enter into or trade financial instruments, including derivative financial instruments, for speculative purposes.

The Group holds the following financial instruments:

	30-Jun-18	30-Jun-17
	\$	\$
Financial assets		
Cash and cash equivalents	2,032,769	1,830,292
Trade and other receivables	249,501	115,507
	<u>2,282,270</u>	<u>1,945,799</u>
Financial liabilities		
Trade and other payables	341,633	515,146
	<u>341,633</u>	<u>515,146</u>

5. FINANCIAL RISK MANAGEMENT (continued)

(a) Market risk

(i) Foreign currency risk

Foreign exchange risk arises from future commercial transactions and recognised assets and liabilities denominated in a currency that is not the entity's functional currency. The risk is measured using sensitivity analysis and cash flow forecasting. The Group manages foreign exchange risk by monitoring forecast cash flows in currencies other than the Australian dollar.

The Group has minimal exposure to foreign currency risk at the end of the year.

(ii) Price risk

The Group does not hold investments and therefore is not exposed to equity securities price risk.

(iii) Interest rate risk

The Group's exposure to interest rate risk and the effective weighted average interest rate for classes of financial assets and liabilities is set out below:

	30-Jun-18		30-Jun-17	
	Weighted average interest rate	\$	Weighted average interest rate	\$
Financial assets				
Cash & cash equivalents	0.25%	2,032,769	0.39%	1,830,292

The Group does not have significant interest-bearing assets and percentage changes in interest rates would not have a material impact on the results. Group sensitivity to movement in interest rates is shown in the summarised sensitivity analysis table below.

	Carrying amount \$	Interest rate risk			
		- 100 bps		+ 100 bps	
		Profit AUD \$	Equity AUD \$	Profit AUD \$	Equity AUD \$
30 June 2018 Financial Assets					
Cash & cash equivalents	2,032,769	(5,082)	(5,082)	20,327	20,327
30 June 2017 Financial Assets					
Cash & cash equivalents	1,830,292	(7,138)	(7,138)	18,302	18,302

Trade and other payables and trade and other receivables are not subject to interest rate risk.

5. FINANCIAL RISK MANAGEMENT (continued)

(b) Credit risk

The Group has no significant concentration of credit risk. The credit quality of financial assets that are neither past due nor impaired can be assessed by reference to external credit ratings. The Group does not hold any collateral.

(c) Liquidity risk

Prudent liquidity risk management implies maintaining sufficient cash to meet commitments as and when they fall due. The Group has no long term or short term debt and its risk with regard to liquidity relates to its ability to maintain its current operations.

Cash at bank	30-Jun-18	30-Jun-17
	\$	\$
National Australia Bank –AA3	1,623,464	1,433,899
Westpac –AA3	405,605	389,123
HSBC – INDA1+	3,700	7,270

The Group's ability to raise equity funding in the market is paramount in this regard.

The Group manages liquidity by monitoring forecast and actual cash flows.

The table below analyses the Group's financial liabilities into relevant maturity groupings. The amounts disclosed in the table are the contractual undiscounted cash flows. Balances due within 12 months equal their carrying amounts as the impact of discounting is not significant.

2018	<6 months	6-12	>12 months	Total	Carrying
	\$	months	\$	Contractual	Amount
		\$		Cash Flows	\$
				\$	
Financial liabilities					
Trade and other payables	341,633	-	-	341,633	341,633
2017					
Financial liabilities					
Trade and other payables	515,146	-	-	515,146	515,146

6. DETERMINATION OF FAIR VALUES

A number of the Group's accounting policies and disclosures require the determination of fair value, for both financial and non-financial assets and liabilities. Where applicable, further information about the assumptions made in determining fair values is disclosed in the notes specific to that asset or liability. Due to the short term nature of financial assets and liabilities, varying values approximate fair values.

7. SEGMENT INFORMATION

AASB 8 requires operating segments to be identified on the basis of internal reports about components of the Group that are regularly reviewed by the chief operating decision maker in order to allocate resources to the segment and to assess its performance. The segments are consistent with the internal management reporting information that is regularly reviewed by the chief operating decision maker.

The Group is organized into two operating segments: cross-track digital system installation and maintenance (XTD Ltd), and mobile app development for integration with out-of-home transit digital advertising systems (Contact Light).

The Group engages in one business in Australia, activity from which it earns revenues, and its results are analyzed as a whole by the chief operating decision maker. Consequently revenue, profit and net assets for the operating segment and geographical segment are reflected in this annual report.

Intersegment transactions

There were no intersegment transactions during the year.

Major customer

During the year ended 30 June 2018, \$2,867,863 (2017:\$ 2,931,352) of the Group's revenue was derived from sales to a major Australian Out-Of-Home advertising firm from lease of the Group's digital advertising assets in Melbourne and Brisbane.

30 June 2018	XTD Ltd	Contact Light	Total
	\$	\$	\$
Income	3,072,185	385,271	3,457,456
Commission - rail operators	(842,085)	-	(842,085)
Expenses	(1,822,531)	(732,883)	(2,555,414)
Income tax expense	37,340	-	37,340
Operating loss	444,909	(347,612)	97,297
Other significant items:			
Share based payments	1,378,385	(1,300,643)	77,742
Depreciation	(665,062)	(5,066)	(670,128)
Amortisation of intangibles	(124,470)	-	(124,470)
Net loss before tax	1,033,762	(1,653,321)	(619,559)
Assets			
Cash and cash equivalents	1,929,764	103,005	2,032,769
Trade and other receivables	292,825	21,424	314,249
Plant & equipment	1,476,418	2,323	1,478,741
Intangibles	373,405	-	373,405
	4,072,412	126,752	4,199,164
Liabilities			
Trade and other payables	331,670	9,963	341,633
Provisions	6,000	24,762	30,762
Deferred tax liability	112,025	-	112,025
	449,695	34,725	484,420

7. SEGMENT INFORMATION (continued)

30 June 2017	XTD Ltd	Contact Light	Total
	\$	\$	\$
Income	3,009,712	365,142	3,374,854
Expenses	(3,839,541)	(1,174,558)	(5,014,099)
Income tax expense	37,340	-	37,340
Operating loss	(792,489)	(809,416)	(1,601,905)
Other significant items:			
Depreciation	(846,345)	(12,005)	(858,350)
Amortisation of intangibles	(124,470)	-	(124,470)
Net loss before tax	(1,763,304)	(821,421)	(2,584,725)
Assets			
Cash and cash equivalents	1,585,331	244,961	1,830,292
Trade and other receivables	124,854	26,073	150,927
Plant & equipment	2,288,893	7,389	2,296,282
Intangibles	497,875	-	497,875
	4,496,953	278,424	4,775,376
Liabilities			
Trade and other payables	197,260	317,886	515,146
Provisions	19,846	25,799	45,645
Deferred tax liability	149,365	-	149,365
	366,471	343,686	710,156

8. REVENUE

The Group derives the following types of revenue:

	30-Jun-18	30-Jun-17
	\$	\$
Sales Revenue		
Lease income	2,867,863	2,931,352
Other Revenue and Other Income		
Interest income	5,510	7,890
Miscellaneous Income	10,000	-
Other	223,000	-
Research and development grant	351,083	354,469
Export market development grant	-	91,143
	589,593	453,502
Total revenue and other income from continuing operations	3,457,456	3,384,854

Revenues of \$2,867,863 (2017: \$2,931,352) are derived from a single external customer. These revenues relate to leasing income.

9. EXPENSES

Loss for the year includes the following specific expenses:

	30-Jun-18	30-Jun-17
	\$	\$
Personnel expenses		
Wages and salaries (including provisions)	627,730	860,861
Employee motor vehicle expenses	10,499	11,331
Superannuation	59,148	80,273
Employee benefits share based payment (Note 27)(i)	557,638	442,370
Directors fees	232,680	185,047
Directors benefits share based payment (Note 27)(i)	182,726	423,137
	1,670,421	2,003,019

(i) Employee and director share based payments relate to the vesting expense of Class C and Class D performance rights issued in the 2015 financial year. Class C expired in the current period. Class D were reassessed at 30 June 2018 and it was determined that there was nil probability of these performance rights crystallising into shares and accordingly the cumulative expense recognised to 30 June 2018 has been reversed resulting in a \$2,117,556 credit to the consolidated statement of profit or loss.

10. INCOME TAX EXPENSES

	30-Jun-18	30-Jun-17
	\$	\$
(a) Income tax expense:		
Current income tax	-	-
Deferred income tax	(37,340)	(37,340)
Current income tax benefit	-	-
	<u>(37,340)</u>	<u>(37,340)</u>
(b) Reconciliation of Income tax expense to prima facie tax payable:		
Loss before income tax	(656,899)	(2,622,065)
Prima facie income tax at 27.5%	(180,647)	(721,068)
Non-deductible expenditure	(89,923)	275,471
Timing differences not recognized	233,230	408,257
	<u>-</u>	<u>-</u>
Income tax benefit not recognized	-	-
Income tax expense/(benefit)	<u>(37,340)</u>	<u>(37,340)</u>
(c) Unrecognised deferred tax assets arising on timing differences and losses		
Carry forward revenue losses-Australia	1,073,529	1,323,034
Carry forward revenue losses-Foreign	16,193	7,195
Property, plant and equipment	128,017	-
Deductible temporary differences	42,739	74,950
Unrecognised deferred tax assets	<u>1,260,478</u>	<u>1,405,179</u>
(d) Deferred tax liabilities		
Business combination – intangible	102,688	136,917
Other temporary differences	14,418	-
Property, plant and equipment	-	171,102
	<u>117,106</u>	<u>308,019</u>

The tax benefits of the above deferred tax assets will only be obtained if:

- The Group derives future assessable income of a nature and of an amount sufficient to enable the benefits to be utilised;
- The Group continues to comply with the conditions for deductibility imposed by law; and
- No changes in income tax legislation adversely affect the consolidated entity from utilising the benefits.

11. CASH AND CASH EQUIVALENTS

(a) Reconciliation to cash at the end of the year

	30-Jun-18	30-Jun-17
	\$	\$
Cash at bank and in hand	2,032,769	1,830,292
	2,032,769	1,830,292

The Group does not have any restrictions on any cash held at bank or on hand.

The above figures agree to the cash and cash equivalents at the end of the financial year as shown in the statement of cash flows.

(b) Interest rate risk exposure

The Group's exposure to interest rate risk is discussed in note 5(a)(iii).

12. TRADE & OTHER RECEIVABLES

	30-Jun-18	30-Jun-17
	\$	\$
Trade and other receivables	249,501	115,557
Prepayments	64,748	35,370
	314,249	150,927

(a) Trade receivables past due but not impaired

There were no trade receivables past due but not impaired.

(b) Fair value and credit risk

Due to the short-term nature of these receivables, their carrying amount is assumed to approximate their fair value.

The maximum exposure to credit risk at the reporting date is the carrying amount of each class of receivables mentioned above. Refer to note 5 for more information on the risk management policy of the group and the credit quality of the Group's trade receivables.

13. PLANT AND EQUIPMENT

	30-Jun-18	30-Jun-17
	\$	\$
Plant and equipment	1,478,741	2,296,282
	<u>1,478,741</u>	<u>2,296,282</u>
Reconciliation:		
Balance at the beginning of the year	2,296,282	2,850,447
Additions	87,708	304,185
Provision for impairment	(235,121)	-
Depreciation expense	(670,128)	(858,350)
Balance at the end of the year	<u>1,478,741</u>	<u>2,296,282</u>

See note 2(d)(iii) for impairment considerations

14. INTANGIBLES

	30-Jun-18	30-Jun-17
	\$	\$
Contract rights (a)		
At cost	871,285	871,285
Accumulated amortisation	(497,880)	(373,410)
	<u>373,405</u>	<u>497,875</u>

See note 2(d)(iii) for impairment considerations

(a) Business combination – Outdoor Digital Solutions Pty Ltd

On 2 January 2013, the Company acquired 100% of the issued capital of Outdoor Digital Solutions Pty Ltd. The consideration for the acquisition was made up of a \$90,000 cash deposit and a \$520,000 cash payment on settlement. Outdoor Digital Solutions owns the rights to each of the Melbourne and Queensland rail advertising contracts. The commencement date of the contract was 1 July 2014. A deferred tax liability of \$261,385 was recognized in respect of this acquisition. The contract is being amortised on a straight line basis over the contract term (7 years).

15. TRADE & OTHER PAYABLES

	30-Jun-18	30-Jun-17
	\$	\$
Trade creditors	135,728	129,736
Accrued expenses	145,638	111,725
Other payables	60,267	273,685
	<u>341,633</u>	<u>515,146</u>

Trade and other payables are non-interest bearing liabilities stated at cost and are predominantly settled within 30 days.

The carrying amounts of trade and other payable are assumed to be the same as their fair values, due to their short term nature.

16. PROVISIONS

	30-Jun-18	30-Jun-17
	\$	\$
Provision for annual leave	30,762	45,645
	30,762	45,645

17. ISSUED CAPITAL

(a) Share Capital

	30-Jun-18	
	\$	No.
Issued Capital	17,114,647	
Cost of share issued	(1,223,638)	
Fully paid ordinary shares	15,891,009	132,986,077

	30-Jun-17	
	\$	No.
Issued Capital	17,114,647	
Cost of share issued	(1,223,638)	
Fully paid ordinary shares	15,891,009	132,986,077

(b) Movements in ordinary share capital

	30-Jun-18		
	\$	No.	Issue price per ordinary share
Opening balance	15,891,009	132,986,077	
Balance at 30 June 2018	15,891,009	132,986,077	

17. ISSUED CAPITAL (continued)

(b) Movements in ordinary share capital (continued)

	30-Jun-17		Issue price per ordinary share
	\$	No.	
Opening balance	15,891,009	132,986,077	
Balance at 30 June 2017	15,891,009	132,986,077	

Ordinary shares

Ordinary shares participate in dividends and the proceeds on winding up of the entity in proportion to the number of shares held.

At shareholders' meetings, each ordinary share is entitled to one vote per share when a poll is called, otherwise each shareholder has one vote on a show of hands.

Capital risk management

The Group's capital includes share capital, reserves and accumulated losses. The Group's objectives when managing capital are to safeguard the Group's ability to continue as a going concern, so that it can continue to provide returns for shareholders and benefits for other stakeholders. The Group manages the capital structure and makes adjustments to it in light of changes in economic conditions and the risk characteristics of the underlying assets. In order to achieve this, the Group may issue new shares in order to meet its financial obligations.

(c) Options - Brokers

XTD Ltd issued nil listed options during the year (2017: 5,000,000). The options have an exercise price of \$0.22 and expire on 28 June 2020. Refer to note 27 for further details on the broker options issued.

(d) Incentive Options – Employees and Management

A subsidiary of the group, Contact Light Pty Ltd (Contact Light), issued incentive options during the year to key management and consultants as part of their remuneration (2017: nil). The options have an exercise price of \$0.001 and expire on 30 June 2032. Refer to note 27 for further details on the incentive options issued.

18. RESERVES

	30-Jun-18	30-Jun-17
	\$	\$
Share-based payments reserve	1,019,524	2,278,387
Options premium reserve	212,774	212,774
Foreign currency translation reserve	(5,279)	(3,920)
Balance at the end of the year	1,227,019	2,487,241

	30-Jun-18	30-Jun-17
	\$	\$
Share-based payments reserve		
Balance at the beginning of the year	2,278,387	1,412,879
Performance shares vesting expense	739,172	865,508
Expiry of Tranche C performance shares	(900,003)	-
Reversal of valuation of Tranche D performance shares	(2,117,556)	-
Exercise of options in subsidiary	(281,119)	-
Valuation of employee incentive options in subsidiary	1,300,643	-
Balance at the end of the year	1,019,524	2,278,387

Refer to note 27 for further details on the performance shares issued.

	30-Jun-18	30-Jun-17
	\$	\$
Options premium reserve		
Balance at the beginning of the year	212,774	-
Valuation of options issued 28 June 2017	-	212,774
Balance at the end of the year	212,774	212,774

Refer to note 27 for further details on the options issued.

18. RESERVES (continued)

	30-Jun-18	30-Jun-17
	\$	\$
Foreign currency translation reserve		
Balance at the beginning of the year	(3,920)	-
Exchange difference arising on translation of foreign operations	(1,359)	(3,920)
Balance at the end of the year	(5,279)	(3,920)

(a) Nature and Purposes of Reserves

(i) Share-based Payment and Options Premium Reserves

This reserve is used to record the value of equity benefits to employees, management personnel, chairman, non-executive directors and consultants as part of their remuneration. When the performance shares vest the amount recorded in the Share-based Payment Reserve relevant to those performance shares is transferred to share capital.

(ii) Foreign Currency Translation Reserve

The foreign currency translation reserve records exchange differences arising on translation of foreign controlled entities. The exchange differences arising are recognised in other comprehensive income as and accumulated within a separate reserve within equity. The cumulative amount is reclassified to the statement of profit or loss and other comprehensive income when the net investment is disposed of.

19. ACCUMULATED LOSSES

	30-Jun-18	30-Jun-17
	\$	\$
Accumulated losses at the beginning of the financial year	(13,417,571)	(11,734,652)
Net profit/(loss) attributable to members of the Company	300,106	(2,188,171)
Disposal of shares in subsidiary(see note 20)	361,128	505,252
Expiry of Class C performance rights	900,003	-
Exercise of options in subsidiary	276,841	-
Accumulated losses at the end of the financial year	(11,579,493)	(13,417,571)

20. NON-CONTROLLING INTERESTS

	30-Jun-18	30-Jun-17
	\$	\$
Balance at the beginning of the year	(895,459)	(453,653)
Interest in:		
Fair value of net liabilities acquired by the minority	(8,667)	(45,252)
Share of the loss for the current period	(919,665)	(396,554)
Balance at the end of the year	<u>(1,823,791)</u>	<u>(895,459)</u>

During the year XTD's ownership of Contact Light was further diluted due to:

1. Issue of 228,000 shares raising \$342,001.
2. Issue of 187,500 shares on the conversion of options exercise price of \$188.

As a result, XTD's ownership of Contact Light has been diluted to 44.13% at reporting date. The non-controlling interest's share of the net operating loss of Contact Light Pty Ltd between 1 July 2017 and 30 June 2018 is \$919,655. The fair value of net liabilities acquired by the minority in 2018 totals \$8,667 and the excess paid by the minority for the issued shares totalling \$637,969 (including a share based payment transfer of \$276,841 related to the vesting expense of exercised options) has been transferred to accumulated losses attributable to the owners of XTD Ltd.

The net assets of Contact light at 30 June 2018 amounted to \$89,246 (2017: \$95,262). The total comprehensive loss for the year is \$1,653,321 (2017: \$821,421).

21. RELATED PARTY TRANSACTIONS

(a) Parent entities

The parent entity within the Group is Lunalite International Pty Ltd.

(b) Subsidiaries

The Group Structure, from an accounting perspective, reflects Lunalite International Pty Ltd as the parent entity and XTD Ltd as a subsidiary following a reverse acquisition.

Group structure

	Country of incorporation	Class of shares	Ownership interest 2018	Ownership interest 2017
Parent Entity				
Lunalite International Pty Ltd	Australia	Ordinary	-	-
Subsidiaries				
Red Hawk Resources Ltd	Australia	Ordinary	100%	100%
XTD Ltd	Australia	Ordinary	100%	100%
Contact Light Pty Ltd	Australia	Ordinary	44%	47%
Outdoor Digital Solutions Pty Ltd	Australia	Ordinary	100%	100%
XTD India Private Limited	India	Ordinary	100%	100%

Red Hawk Resources Ltd was incorporated on 16 May 2011.

Lunalite International Pty Ltd was incorporated on 16 August 2005.

Contact Light Pty Ltd was incorporated on 7 August 2014.

Outdoor Digital Solutions Pty Ltd was incorporated on 3 July 2009.

XTD India was incorporated on 15 February 2018.

XTD maintains control over Contact Light by a combination of a 44% shareholding and board control. All three current directors of Contact Light Pty Ltd are also directors of XTD Ltd.

(c) Key management personnel compensation

The key management personnel compensation is as follows:

	30-Jun-18	30-Jun-17
	\$	\$
Short-term benefits	394,174	466,095
Post-employment benefits	16,843	20,297
Share-based payments	924,937	670,161
	1,335,954	1,156,553

21. RELATED PARTY TRANSACTIONS (continued)

(d) Other transactions with key management personnel

During the year, the Group loaned \$nil (2017: \$25,000) to Mr Steve Wildisen. Steve Wildisen was formerly the Chief Executive Officer of XTD Ltd. This employee loan was repaid in full during the previous financial year. The balance owing at year end is \$nil.

22. REMUNERATION OF AUDITORS

	30-Jun-18	30-Jun-17
	\$	\$
Amounts received or due and receivable by PKF Mack for:		
(i) An audit or review of the financial report of the entity	46,400	43,235
Amounts received or due and receivable by PKF Mack for:		
(ii) Other services in relation to the entity and any other entity in the consolidated group – Income tax	8,030	6,330
(iii) Other services in relation to the entity and any other entity in the consolidated group – Export Market Development Grant claim	-	5,675
	8,030	12,005
Total of non-audit services provided to the Group	8,030	12,005

23. GUARANTEES, CONTINGENT LIABILITIES AND CONTINGENT ASSETS

Under the services contract in place with XTD, Metro Trains Melbourne's annual minimum revenue guarantee is \$nil for the first year. The minimum guarantee is to be set at 30% of the net advertising revenue for the first year of the contract. The revised amount is not currently quantifiable as the first full year of generating advertising revenue has not been completed. The minimum guarantee is in place for the term of the contract (7 years).

Under the services contract in place with XTD, Queensland Rail's annual minimum revenue guarantee is \$137,496 plus an 18% revenue share. The minimum guarantee is fixed for the term of the contract (7 years).

Under the new sales agency agreement with APN outdoor, the minimum guarantee of lease income to the group is \$2,850,000 per annum.

No other guarantee or contingent liabilities/assets were noted for the Group for the year ended 30 June 2018.

24. EVENTS OCCURRING AFTER THE REPORTING PERIOD

Subsequent to the Period on 30 July 2018, XTD provided an update on its proposed share acquisition of the 63% interest that it currently does not own in technology company Contact Light Pty Ltd. Since the Company's previous update the implications of the recent M&A activity in Out-of-Home (**OOH**) sector have become more apparent. In particular, they have directly impacted Contact Light's negotiations to monetise its proprietary data products before the M&A wave, and these conversations are now being restructured to take advantage of the significant market consolidation, whilst the ACCC reviews these deals. Contact Light aimed to have finalised contracts with key players involved in the M&A before the proposed XTD shareholder vote on the Contact Light acquisition. This delay directly impacted the Contact Light Acquisition and the XTD Board resolved to indefinitely delay the proposed purchase of Contact Light.

No other matter or circumstance has arisen since 30 June 2018 that has significantly affected, or may significantly affect:

- (i) the Group's operations in future financial years, or
- (ii) the results of those operations in future financial years, or
the Group's state of affairs in future financial years.

25. RECONCILIATION OF LOSS AFTER INCOME TAX TO NET CASH OUTFLOW FROM OPERATING ACTIVITIES

Reconciliation of net loss after income tax to net cash flows from operating activities.	30-Jun-18	30-Jun-17
	\$	\$
Net loss after income tax	(619,559)	(2,584,725)
Adjustments for:		
Amortisation of intangibles	124,470	124,470
Depreciation	670,128	858,350
Directors benefits expense	182,726	423,137
Employee benefits expense	557,638	442,370
Impairment of property, plant and equipment	235,236	-
Loss on disposal of property, plant and equipment	19,143	-
Provision for employee leave expense	(14,882)	(9,100)
Share-based payments	1,300,643	212,774
Reversed of share based payment expense - performance shares	(2,117,556)	-
Change in assets and liabilities		
(Increase)/decrease in trade and other receivables	(163,322)	96,190
Increase/(decrease) in trade and other payables (operating)	(190,270)	24,047
Increase/(decrease) in deferred tax liability	(37,340)	(37,340)
Net cash inflow/(outflow) from operating activities	(52,945)	(449,827)

26. EARNINGS PER SHARE

Basic profit/ (loss) per share

The calculation of basic profit/(loss) per share at 30 June 2018 was based on the profit attributable to ordinary shareholders of \$300,106 and a weighted average number of ordinary shares outstanding during the year ended 30 June 2018 of 129,555,739 calculated as follows:

	30-Jun-18	30-Jun-17
	\$	\$
Loss attributable to ordinary shareholders	300,106	(2,188,171)
Weighted average number of ordinary shares	129,555,739	129,555,739
Basic profit/ (loss) per share (cents per share)	<u>0.2</u>	<u>(1.7)</u>

Diluted loss per share

Potential ordinary shares are not considered dilutive, thus diluted loss per share is the same as basic loss per share.

27. SHARE-BASED PAYMENTS

(a) Performance shares

As part of the Lunalite acquisition on 19 December 2014, XTD Ltd issued 28,500,076 performance shares to management personnel, the Chairman and a non-executive director. These performance shares were issued in four classes, each with different performance milestones. Each performance share will convert into 1 ordinary share of XTD Ltd upon achievement of the performance milestone.

The company initially assessed each class as being probable of being achieved and therefore recognised an expense over the expected vesting period. Class A and Class B Performance milestones was however achieved during prior years. Accordingly, the full expense has been recognised.

The details of each class are tabled below:

Class	Number	Grant Date	Exercise Price	Expiry Date of Milestone Achievements	Underlying Share Price	Total Fair Value
A	4,500,013	19/12/14	Nil	19/12/16	\$0.20	\$900,003
B	4,500,013	19/12/14	Nil	19/12/16	\$0.20	\$900,003
C	4,500,013	19/12/14	Nil	19/12/17	\$0.20	\$900,003
D	15,000,037	19/12/14	Nil	19/12/19	\$0.20	Nil

27. SHARE-BASED PAYMENTS (continued)

Performance Milestones:

- A. First revenue to Lunalite from Queensland Contract. This milestone expires two years from completion of the acquisition (19 December 2014). This condition was met during the 2015 financial year.
- B. Security mobile application being developed and either being adopted by one rail operator, or achieving a minimum of 200,000 subscribers. This milestone expires two years from completion of the acquisition (19 December 2014). This condition was met during the 2016 financial year.
- C. Lunalite generating total revenue of at least \$5 million in any 12 month period. This milestone expires three years from completion of the acquisition (19 December 2014). This tranche expired in the current year.
- D. Lunalite being awarded an offshore XTD contract of at least 40 screens and that contract being successfully installed and generating revenue to Lunalite. This milestone expires within five years from completion of the acquisition (19 December 2014). This tranche was reassessed per the below.

The total expense arising from share based payment transactions recognised during the period in relation to the performance shares issued was \$739,112 (2017: \$865,508). During the year management reviewed the probability of the Tranche D performance shares converting to ordinary shares and determined it to be nil. Therefore all prior expenses recognised in relation to Tranche D performance shares have been reversed during the year. This resulted in a write back to the statement of profit or loss in the amount of \$2,117,556.

(b) Options – Brokers

5,000,000 listed options were issued during the prior year to Asenna Capital. The options have an exercise price of 22 cents each and expire on 28 June 2020. The option value was calculated using the Black-Scholes Model. The value of the options has been determined using the Black-Scholes Model as they were issued in accordance with an agreement rather than on receipt of a vendor invoice. The option reserve records items recognised on valuation of director, employee and contractor share options as well as share options issued during the course of a business combination.

There are no other options on issue at 30 June 2018.

The assessed fair values of the options were determined using a Black-Scholes option pricing model, taking into account the exercise price, term of option, the share price at grant date and expected price volatility of the underlying share, expected dividend yield and the risk-free interest rate for the term of the option. The inputs to the model used were:

Dividend Yield	-
Expected volatility (%)	94
Risk-free interest rate (%)	1.5
Expected life of options (years)	3.0
Option exercise price	0.22
Share price at grant date	0.010
Value of option (\$)	0.0425

27. SHARE-BASED PAYMENTS (continued)

(b) Options – Brokers (continued)

The expected life of the options is based on historical data and is not necessarily indicative of exercise patterns that may occur. The expected volatility reflects the assumption that the historical volatility is indicative of future trends, which may also not necessarily be the actual outcome.

(c) Incentive Options – Employees and Management

A subsidiary of the group, Contact Light Pty Ltd (Contact Light), issued incentive options in the current year to key management and consultants as part of their remuneration.

962,500 listed options were issued during the year to key management and consultants. The options have an exercise price of 0.1 cents each and expire on 30 June 2032. Each incentive option will convert into 1 ordinary share of Contact Light Pty Ltd upon exercise of the options. The company has assessed applicable milestones associated with the options as having been achieved and have therefore immediately recognised the full expense on grant. The option value was calculated using the Black-Scholes Model. The value of the options has been determined using the Black-Scholes Model as they were issued in accordance with an agreement rather than on receipt of a vendor invoice. The option reserve records items recognised on valuation of director, employee and contractor share options as well as share options issued during the course of a business combination.

Of the 962,500 options issued 95,000 have been assessed at a nil probability of crystallizing into ordinary shares and accordingly are not assigned a value.

The assessed fair values of the options were determined using a Black-Scholes option pricing model, taking into account the exercise price, term of option, the share price at grant date and expected price volatility of the underlying share, expected dividend yield and the risk-free interest rate for the term of the option. The inputs to the model used were:

Dividend Yield	-
Expected volatility (%)	80
Risk-free interest rate (%)	2.0
Expected life of options (years)	15.0
Option exercise price	0.001
Share price at grant date	1.500
Value of option (\$)	1.4993

The expected life of the options is based on historical data and is not necessarily indicative of exercise patterns that may occur. The expected volatility reflects the assumption that the historical volatility is indicative of future trends, which may also not necessarily be the actual outcome.

The value recognised in the statement of profit or loss amounted to \$1,300,643.

28. PARENT ENTITY FINANCIAL INFORMATION

	30-Jun-18	30-Jun-17
	\$	\$
Current Assets	1,331,471	1,113,178
Non-Current Assets	1,712,822	2,705,850
Total Assets	3,044,293	3,819,028
Current Liabilities	1,217,293	1,836,184
Non-Current Liabilities	112,025	149,365
Total liabilities	1,329,318	1,985,549
Contributed equity	5,108,554	5,108,554
Accumulated losses	(3,393,579)	(3,275,075)
Total equity	1,714,975	1,833,479
Profit/(Loss) for the year	(118,504)	(318,848)
Other comprehensive loss for the year	-	-
Total comprehensive profit/(loss) for the year	(118,504)	(318,848)

a. Guarantees and Contingent Liabilities

Refer to note 23 for details of guarantees and contingent liabilities.

b. Contractual Commitments


There are no significant commitments.

In the opinion of the Directors of XTD Limited (the "Company"):

1. The attached consolidated financial statements, notes thereto and the additional disclosures included in the Directors' Report designated as audited are in accordance with the Corporations Act 2001, including:
 - (a) complying with Australian Accounting Standards, the Corporations Regulations 2001 and other mandatory professional reporting requirements;
 - (b) giving a true and fair view of the consolidated entity's financial position as at 30 June 2018 and of its performance for the financial year ended on that date; and
 - (c) the financial statements also complies with International Financial Reporting Standards as disclosed in note 2(a) to the financial statements.
2. There are reasonable grounds to believe that the consolidated entity will be able to pay its debts as and when they become due and payable.

This declaration has been made after receiving the declarations required to be made to the Directors in accordance with sections 295A of the Corporations Act 2001 for the financial year ended 30 June 2018.

On behalf of the Directors



**Mr Stuart Richardson
Non-Executive Director
Perth, Western Australia
21 September 2018**

INDEPENDENT AUDITOR'S REPORT TO THE MEMBERS OF XTD LIMITED

Report on the Financial Report

Opinion

We have audited the accompanying financial report of XTD Limited (the company), which comprises the consolidated statement of financial position as at 30 June 2018, the consolidated statement of profit or loss and other comprehensive income, the consolidated statement of changes in equity and the consolidated statement of cash flows for the year then ended, notes comprising a summary of significant accounting policies and other explanatory information, and the directors' declaration of the company and the consolidated entity comprising the company and the entities it controlled at the year's end or from time to time during the financial year.

In our opinion the financial report of XTD Limited is in accordance with the Corporations Act 2001, including:

- i) Giving a true and fair view of the consolidated entity's financial position as at 30 June 2018 and of its performance for the year ended on that date; and
- ii) Complying with Australian Accounting Standards and the Corporations Regulations 2001.

Basis for Opinion

We conducted our audit in accordance with Australian Auditing Standards. Those standards require that we comply with relevant ethical requirements relating to audit engagements and plan and perform the audit to obtain reasonable assurance about whether the financial report is free from material misstatement. Our responsibilities under those standards are further described in the Auditor's Responsibility section of our report.

We believe that the audit evidence we have obtained is sufficient and appropriate to provide a basis for our opinion.

Independence

We are independent of the consolidated entity in accordance with the Corporations Act 2001 and the ethical requirements of the Accounting Professional and Ethical Standards Board's APES 110 Code of Ethics for Professional Accountants (the code) that are relevant to our audit of the financial report in Australia. We have also fulfilled our other ethical responsibilities in accordance with the Code.

Key Audit Matters

Key audit matters are those matters that, in our professional judgement, were of most significance in our audit of the financial report of the current period. These matters were addressed in the context of our audit of the financial report as a whole, and in forming our opinion thereon, and we do not provide a separate opinion on these matters.

Impairment of non-current assets

Why significant

Non-current assets total \$1,852,146 at 30 June 2018 which amounts to 44% of total assets. Non-current assets comprise, Plant & Equipment and Intangibles which total \$1,478,741 (Note 13) and \$373,405 (Note 14) respectively. Both assets have definite useful lives.

Under Australian Accounting Standards, an entity shall assess whether at the end of the reporting period there is any indication that such finite useful life assets are impaired. If any such indication exists, the entity shall estimate the recoverable amount of the asset. As at 30 June 2018 and as indicated in Note 2 (d) (iii), the consolidated entity does not believe that there are any triggers of impairment on its non-current assets

How our audit addressed the key audit matter

We challenged the consolidated entity's conclusion that no triggers of impairment are evident by:

- Assessing the cash generating unit designation;
- Evaluating the financial performance of the cash generating unit;
- Comparing the carrying value of the non-current assets to the market capitalisation of the consolidated entity; and
- Considering other matters such as the terms of the new Sales Agency Agreement entered into during the year.

We also considered the adequacy of the financial report disclosures at Note 13 and 14 and Note 2(d) (iii) concerning the consolidated entity's assessment of impairment of these non-current assets.

Valuation of share based payments

Why significant

During the year the consolidated entity issued 962,500 options to employees as disclosed in Note 27(c). The consolidated entity has determined that these options have a fair value at grant date of \$1,300,643 which is material in the context of the current year's performance.

The valuation of share based payments utilises judgement in ascertaining the assumptions and inputs used in the valuation model. These assumptions and inputs are further described in Note 4 (d) (i) and Note 27 to the financial report.

How our audit addressed the key audit matter

Our work included, but was not limited to:

- Reviewing the key inputs including strike price, grant date fair value of the underlying security, expiry period of the option and the risk free rate adopted by the consolidated entity;
- Performing recalculations on the consolidated entity's volatility input; and
- Performing recalculation of the valuation based on the consolidated entity's inputs.

We also assessed the appropriateness of the Note disclosures in Note 4 (d) (i) and Note 27.

Other Information

Other information is financial and non-financial information in the annual report of the consolidated entity which is provided in addition to the Financial Report and the Auditor's Report. The directors are responsible for Other Information in the annual report.

The Other Information we obtained prior to the date of this Auditor's Report were the Director's report and Shareholder's Information. The remaining Other Information is expected to be made available to us after the date of the Auditor's Report.

Our opinion on the Financial Report does not cover the Other Information and, accordingly, the auditor does not and will not express an audit opinion or any form of assurance conclusion thereon, with the exception of the Remuneration Report.

In connection with our audit of the Financial Report, our responsibility is to read the Other Information. In doing so, we consider whether the Other Information is materially inconsistent with the Financial Report or our knowledge obtained in the audit, or otherwise appears to be materially misstated.

We are required to report if we conclude that there is a material misstatement of this Other Information in the Financial Report and based on the work we have performed on the Other Information that we obtained prior to the date of this Auditor's Report we have nothing to report.

Directors' Responsibilities for the Financial Report

The Directors of the company are responsible for the preparation of the financial report that gives a true and fair view in accordance with Australian Accounting Standards and the Corporations Act 2001 and for such internal control as the Directors determine is necessary to enable the preparation of the financial report that gives a true and fair view and is free from material misstatement, whether due to fraud or error. In Note 2(a), the Directors also state, in accordance with Australian Accounting Standard AASB 101 Presentation of Financial Statements, that the financial report complies with International Financial Reporting Standards.

In preparing the financial report, the Directors are responsible for assessing the consolidated entity's ability to continue as a going concern, disclosing, as applicable, matters related to going concern and using a going concern basis of accounting unless the Directors either intend to liquidate the consolidated entity or to cease operations, or have no realistic alternative but to do so.

Auditor's Responsibilities for the Audit of the Financial Report

Our responsibility is to express an opinion on the financial report based on our audit. Our objectives are to obtain reasonable assurance about whether the financial report as a whole is free from material misstatement, whether due to fraud or error, and to issue an auditor's report that includes our opinion. Reasonable assurance is a high level of assurance, but is not a guarantee that an audit conducted in accordance with Australian Auditing Standards will always detect a material misstatement when it exists. Misstatements can arise from fraud or error and are considered material if, individual or in aggregate, they could reasonably be expected to influence the economic decisions of users taken on the basis of this financial report.

As part of an audit in accordance with Australian Auditing Standards, we exercise professional judgement and maintain professional scepticism throughout the audit.

An audit involves performing procedures to obtain audit evidence about the amounts and disclosures in the financial report.

The procedures selected depend on the auditor's judgement, including assessment of the risks of material misstatement of the financial report, whether due to fraud or error. In making those risk assessments, the auditor considers internal control relevant to the entity's preparation of the financial report that gives a true and fair view in order to design audit procedures that are appropriate in the circumstances, but not for the purpose of expressing an opinion on the effectiveness of the entity's internal control.

The risk of not detecting a material misstatement resulting from fraud is higher than for one resulting from error, as fraud may involve collusion, forgery, intentional omissions, misrepresentations, or the override of internal control.

An audit also includes evaluating the appropriateness of accounting policies used and the reasonableness of accounting estimates made by the Directors, as well as evaluating the overall presentation of the financial report.

We conclude on the appropriateness of the Directors' use of the going concern basis of accounting and, based on the audit evidence obtained, whether a material uncertainty exists related to events or conditions that may cast significant doubt on the consolidated entity's ability to continue as a going concern. If we conclude that a material uncertainty exists, we are required to draw attention in our auditor's report to the related disclosures in the financial report or, if such disclosures are inadequate, to modify our opinion. Our conclusions are based on the audit evidence obtained up to the date of our auditor's report. However, future events or conditions may cause the consolidated entity to cease to continue as a going concern.

We evaluate the overall presentation, structure and content of the financial report, including the disclosures, and whether the financial report represents the underlying transactions and events in a manner that achieves fair presentation.

We obtain sufficient appropriate audit evidence regarding the financial information of the entities or business activities within the consolidated entity to express an opinion on the financial report. We are responsible for the direction, supervision and performance of the audit. We remain solely responsible for our audit opinion.

We communicate with the Directors regarding, among other matters, the planned scope and timing of the audit and significant audit findings, including any significant deficiencies in internal control that we identify during our audit.

The Auditing Standards require that we comply with relevant ethical requirements relating to audit engagements. We also provide the Directors with a statement that we have complied with relevant ethical requirements regarding independence, and to communicate with them all relationships and other matters that may reasonably be thought to bear on our independence, and where applicable, related safeguards.

From the matters communicated with the Directors, we determine those matters that were of most significance in the audit of the financial report of the current period and are therefore key audit matters. We describe these matters in our auditor's report unless law or regulation precludes public disclosure about the matter or when, in extremely rare circumstances, we determine that a matter should not be communicated in our report because the adverse consequences of doing so would reasonably be expected to outweigh the public interest benefits of such communication.

Report on the Remuneration Report

We have audited the Remuneration Report included in the directors' report for the year ended 30 June 2018.

Opinion

In our opinion, the Remuneration Report of XTD Limited for the year ended 30 June 2018, complies with section 300A of the Corporations Act 2001.

Responsibilities

The directors of the company are responsible for the preparation and presentation of the Remuneration Report in accordance with section 300A of the Corporations Act 2001. Our responsibility is to express an opinion on the Remuneration Report, based on our audit conducted in accordance with Australian Auditing Standards.

PKF Mack

PKF MACK

Simon Fermanis

SIMON FERMANIS
PARTNER

21 SEPTEMBER 2018
WEST PERTH

The following additional information was applicable as at 18 September 2018.

There are a total of 132,986,077 ordinary fully paid shares on issue and 5,000,000 quoted options exercisable at \$0.22 on or before 28 June 2020.

DISTRIBUTION OF SHARE HOLDERS

Distribution of Holders	Number of Fully Paid Ordinary Shareholders
1 – 1,000	177
1,001 – 5,000	219
5,001 – 10,000	143
10,001 – 100,000	457
100,001 and above	155
TOTAL	1,151

DISTRIBUTION OF LISTED OPTIONHOLDERS

Distribution of Holders	Number of Listed Option Holders
1 – 1,000	-
1,001 – 5,000	-
5,001 – 10,000	-
10,001 – 100,000	46
100,001 and above	8
TOTAL	54

VOTING RIGHTS OF ORDINARY SHARES

Subject to any rights or restrictions for the time being attached to any class or classes (at present there are none) at general meetings of shareholders or classes of shareholders:

- (a) each shareholder entitled to vote, may vote in person or by proxy, attorney or representative;
- (b) on a show of hands, every person present who is a shareholder or a proxy, attorney or representative of a shareholder has one vote; and
- (c) on a poll, every person present who is a shareholder or a proxy, attorney or representative of a shareholder shall, in respect of each fully paid share held, or in respect of which he/she has appointed a proxy, attorney or representative, have one vote for the share, but in respect of partly paid shares shall have a fraction of a vote equivalent to the proportion which the amount paid up bears to the total issue price for the share.

TERMS AND CONDITIONS OF QUOTED OPTIONS

The material terms of the quoted options are as follows:

- (a) Each option (**Option**) entitles the holder to subscribe for one fully paid ordinary share in the capital of the Company (**Share**) at an exercise price of 22.0 cents (**Exercise Price**).
- (b) The Options are exercisable at any time on or before 5.00pm Western Standard Time on 28 June 2020 (**Expiry Date**). Options may only be exercised in multiples of 1,000. Any Options not exercised by the Expiry Date shall lapse.
- (c) Options may not be exercised if the effect of such exercise and subsequent allotment of the Shares would be to create a holding of less than a marketable parcel of Shares unless the allottee is already a shareholder of the Company at the time of exercise.
- (d) Exercise of the Option is effected by completing a notice of exercise of option and delivering it to the registered office of the Company together with payment of 22 cents per Option exercised.

- (e) A notice of exercise is only effective when the Company has received the full amount of the Exercise Price in cash or cleared funds.
- (f) The Options are freely transferable, subject to any offer for sale of the Options complying with section 707 of the Corporations Act (if applicable).
- (g) All Shares issued upon exercise of the Options and payment of the Exercise Price will rank equally in all respects with the Company's then existing Shares. The Company will apply for Official Quotation by ASX of all Shares issued upon exercise of the Options within three days of the issue of the Shares.
- (h) There are no participating rights or entitlements inherent in the Options and the holder will not be entitled to participate in new entitlement issues of capital offered to shareholders during the currency of the Options. However, the Company will ensure that for the purposes of determining entitlements to any such issue, Option holders are given such period required by the Listing Rules of ASX to give Option holders the opportunity to exercise their Options prior to the date for determining entitlements to participate in any such issue.
- (i) If from time to time before the expiry of the Options the Company makes an issue of shares to the holders of ordinary shares by way of capitalisation of profits or reserves (a "bonus issue") other than in lieu of a dividend payment, then upon exercise of an Option the Optionholder will be entitled to have issued to it (in addition to the shares which it is otherwise entitled to have issued to it upon such exercise) additional shares in the Company. The number of additional shares is the number of shares which would have been issued to it under that bonus issue (bonus shares) if on the date on which entitlements were calculated it had been registered as the holder of the number of shares which it would have been registered as holder if immediately before that date it had exercised its Options. The bonus shares will be paid up by the Company out of profits or reserves (as the case may be) in the same manner as was applied in relation to the bonus issue and upon issue will rank *pari passu* in all respects with the other shares allotted upon exercise of the Options.
- (j) The period during which the Options may be exercised cannot be extended.
- (k) In the event of any reconstruction, including a consolidation, subdivision, reduction or return of the issued capital of the Company prior to the Expiry Date, the number of Options which each holder is entitled or the Exercise Price of the Options or both will be reconstructed as appropriate in a manner which is in accordance with the Listing Rules and will not result in any benefits being conferred on Optionholders which are not conferred on shareholders, subject to such provision with respect to the rounding of entitlements as may be sanctioned by the meeting of shareholders approving the reconstruction of capital, but in all other respects the terms of exercise of the Options will remain unchanged. The rights of an Optionholder may be changed to comply with the Listing rules applying to a reorganisation of capital at the time of the reconstruction.

RESTRICTED SECURITIES

The Company currently has no securities subject to ASX escrow.

SHARE BUY-BACKS

There is no current on-market buy-back scheme.

SUBSTANTIAL HOLDERS

The names of the substantial shareholders and the number of shares to which they are entitled are:

F.H.C. Wilson Pty Ltd	10,925,402 (8.22%)
Mr Steven Wildisen	7,332,641 (5.51%)
Keneric Nominees Pty Ltd	7,189,390 (5.41%)
SG Hiscock & Company Limited	6,932,827 (5.25%)

The names of holders of quoted options with greater than 5% of the class of securities on issue are as follows:

A & J TANNOUS NOMINEES PTY LTD	1,100,000 (22.00%)
MR ANDREW SCOTT WILLIS	500,000 (10.00%)
MRS JEAN TANNOUS	500,000 (10.00%)
BL CAPITAL PTY LTD	500,000 (10.00%)
MR DEAN POTTER	500,000 (10.00%)
SACCO DEVELOPMENTS AUSTRALIA	400,000 (8.00%)
ASENNA WEALTH SOLUTIONS PTY	265,000 (5.30%)

TWENTY LARGEST SHAREHOLDERS (As at 23 August 2018)

No.	Name	Number Held	Percentage
1	F.H.C. WILSON PTY LTD	10,925,402	8.22%
2	HSBC CUSTODY NOMINEES	8,435,831	6.34%
3	MR STEVEN ANTHONY WILDISEN	7,332,641	5.51%
4	KENERIC NOMINEES PTY LTD	7,189,390	5.41%
5	MR FRANK HURLEY	6,136,835	4.61%
6	J P MORGAN NOMINEES AUSTRALIA	6,000,000	4.51%
7	MARK NIUTTA PTY LTD	4,126,689	3.10%
8	BRAHAM INVESTMENTS PTY LTD	2,707,846	2.04%
9	WISEUP INVESTMENTS PTY LTD	2,068,418	1.56%
10	MARK NIUTTA PTY LTD	1,842,172	1.39%
11	DR FRANCIS HAROLD CHRISTIAN	1,792,735	1.35%
12	CCK (WA) PTY LTD	1,581,004	1.19%
13	MR JOHN TOLL	1,458,169	1.10%
14	MR BRADLEY CLIVE MORGAN	1,441,985	1.08%
15	MR GREGORY JOSEPH WILDISEN	1,335,843	1%
16	GARVEST PTY LTD	1,300,000	0.98%
17	CHASE BUSINESS CONSULTING	1,275,004	0.96%
18	MR JASON CHRISTOPHER BYRNE	1,175,000	0.88%
19	FANDEXA NOMINEES PTY LTD	1,100,000	0.83%
20	S LOADER PTY LTD	1,008,980	0.76%
	Sub-Total	70,233,944	52.81%
	Total Remaining Balance	62,752,133	47.19%
	Grand Total	132,986,077	100.00%

TWENTY LARGEST OPTIONHOLDERS (As at 23 August 2018)

No.	Name	Number Held	Percentage
1	A & J TANNOUS NOMINEES PTY LTD	1,100,000	22%
2	MR ANDREW SCOTT WILLIS	500,000	10%
3	MRS JEAN TANNOUS	500,000	10%
4	BL CAPITAL PTY LTD	500,000	10%
5	MR DEAN POTTER	500,000	10%
6	SACCO DEVELOPMENTS AUSTRALIA	400,000	8%
7	ASENNA WEALTH SOLUTIONS PTY	265,000	5.30%
8	MR KIM ROBERT CHIRKOFF MCVICAR	200,000	4%
9	MR GEORGE TANNOUS	100,000	2%
10	MRS NATALIE ALBITAR	100,000	2%
11	ANGLO MENDA PTY LTD	100,000	2%
12	MR STEPHEN SILVER	50,000	1%
13	WHAIRO CAPITAL PTY LTD	30,000	0.60%
14	MR MICHAEL RICHARD PORTER &	30,000	0.60%
15	MR BRUCE WILLIAM SMYTHE &	30,000	0.60%
16	TONY RISTEVSKI PTY LTD	20,000	0.40%
17	MR JOSEPH SAAD	20,000	0.40%
18	MS JANINE SILVER	15,000	0.30%
19	MS BIANCA SILVER	15,000	0.30%
20	MS MELANIE SILVER	15,000	0.30%
Sub-Total		4,490,000	89.80%
Total Remaining Balance		510,000	10.20%
Grand Total		5,000,000	100.00%

OTHER INFORMATION

XTD Limited, incorporated and domiciled in Australia, is a public listed Company limited by Shares.