



**INCA MINERALS LTD**

ACN 128 512 907

# Annual Financial Report

For the year ended 30 June 2018

**CONTENTS**

Corporate Particulars	1
Directors' Report	2
Financial Report	
Consolidated Statement of Profit or Loss and Other Comprehensive Income	10
Consolidated Statement of Financial Position	11
Consolidated Statement of Changes in Equity	12
Consolidated Statement of Cash Flows	13
Notes to the Financial Statements	14
Directors' Declaration	38
Auditor's Independence Declaration	39
Independent Auditor's Report	40

## CORPORATE PARTICULARS

<b>Directors</b>	Mr Ross Brown Mr Justin Walawski Mr Gareth Lloyd	<i>Managing Director</i> <i>Director</i> <i>Director</i>
<b>Company Secretary</b>	Mr Justin Walawski	
<b>Registered Office</b>	Suite 1, 16 Nicholson Road Subiaco, WA, 6008	
<b>Corporate Office</b>	Suite 1, 16 Nicholson Road Subiaco, WA, 6008	
<b>Mailing Address</b>	PO Box 38 West Perth, WA, 6872	
<b>Share Registry</b>	Advanced Share Registry Services Pty Ltd 110 Stirling Highway Perth, WA, 6009	
<b>Auditor</b>	Stantons International Level 2, 1 Walker Avenue West Perth, WA, 6005	

## DIRECTORS' REPORT

The Directors of Inca Minerals Limited (**Inca** or **Company**) present their financial report on the Company and its controlled entities (**Group**) for the year ended 30 June 2018.

### Directors

The names of directors in office at any time during or since the end of the financial year are listed hereunder. Directors were in office since the start of the financial year to the date of this report unless otherwise stated.

- Ross Brown, Managing Director
- Justin Walawski, Director and Company Secretary
- Gareth Lloyd, Director

### Information on Directors

**ROSS BROWN** B.Sc (Hons), M.Aus.IMM.  
Managing Director

A geologist by profession, Mr Brown has over 30 years' experience in mineral exploration in Australia, Asia, Africa and South America and he has worked in a broad range of commodities, including gold, base metals, uranium, phosphate and diamonds. Mr Brown has a rare ability in recognising the commercial potential of exploration projects and geological process, and has a proven track record of bringing technical-based exploration concepts and projects to market.

In 2009 Mr Brown co-founded the gold/copper exploration company, Mystic Sands Pty Ltd, which was established for the purposes of conducting exploration in Chile, South America. With the assistance of other technical management, Mr Brown was responsible for the composition of the initial project portfolio. Mystic Sands was purchased by an Australian-listed explorer White Star Minerals Ltd. As part of the transaction, Sandfire Resources NL became a shareholder of White Star Minerals Ltd.

Mr Brown turned his attention to Peru in 2009 and through his network of Peruvian-based businessmen and geologists assessed the potential of more than a hundred projects. Mr Brown recognised the great potential of mineral discovery in that country and has subsequently secured a number of projects for the Company including the Riqueza and Cerro Rayas zinc-silver-lead projects which the Company is currently exploring and evaluating.

Mr Brown was the co-founder and Managing Director of Urcaguay Pty Ltd (**Urcaguay**), the Company's fully owned subsidiary (formerly called Inca Minerals Limited) and he became the Company's Managing Director after its takeover of Urcaguay. As at 30 June 2018, and in addition to his position with the Company, Mr Brown remains a Director of Urcaguay and the Company's other subsidiary companies. In the previous 3 years, Mr Brown has not been a director of any other ASX listed companies.

Mr Brown has been a member of AusIMM since 1988, and is also a member of GSA, SEG and AICD.

**DIRECTORS' REPORT (continued)****Information on Directors (continued)**

**JUSTIN WALAWSKI** BBus., P.Grad.Dip., PhD, FCPA, MAICD  
Director and Company Secretary

As at 30 June 2018, in addition to his position with Inca, Dr Walawski was also a Director and Company Secretary of Inca's subsidiary companies and Facilitator for the AICD's Company Directors course in areas of financial literacy and financial strategy.

Dr Walawski has previously held positions as Chairman, Deputy Chairman and Chief Executive of the North West Iron Ore Alliance, Chief Executive of the Association of Mining & Exploration Companies, Chairman of Special Olympics Australia (WA), Chairman of FAB Industries Pty Ltd and Director of CPA Australia (WA). He is a former member of the ASX's Supervisory Liaison Committee, the Federal Australian Government's Mineral Exploration Action Implementation Committee and the West Australian Government's State Tax Reference Committee.

Dr Walawski is a Fellow of CPA Australia, a Member of the AICD and holds undergraduate, post-graduate and doctoral degrees in accounting/auditing. In the previous 3 years, Dr Walawski has not been a director of any other ASX listed companies.

**GARETH LLOYD** B.Sc (Hons)  
Director

As at 30 June 2018, in addition to his position with Inca, Mr Lloyd was also a Director of Inca's subsidiary companies. Mr Lloyd has over 30 years' experience with mining and exploration companies and brings considerable technical, commercial and capital raising expertise to the Company. A mining engineer by training, he has operating experience in gold, base metals and coal operations in Australia, South Africa and the United Kingdom.

Mr Lloyd is a part owner of the Element group, a Perth-based boutique advisory and funds management group focused on the resources sector through which Mr Lloyd provides strategic advice and fund raising services to both listed and unlisted companies (predominantly mining and exploration companies) using both equity and mezzanine instruments.

Prior to establishing Element (in 2008), Mr Lloyd was an Associate Director at the Rothschild Group where he helped establish the Golden Arrow Funds I and II, the latter fund becoming the ASX-listed LinQ Resources Fund. At the time of his departure from LinQ, the fund was one of Australia's largest listed resource funds with funds under management of over \$475m. He has held a number of senior positions at Australian resource-focused stockbroking firms including Research Director at Hartleys and Resources Analyst at Eyres Reed. In the previous 3 years, Mr Lloyd has not been a director of any other ASX listed companies.

**OPERATING AND FINANCIAL REVIEW****Principal Activities**

The Company's principal activities during the year were conducting exploration and evaluation work on existing and newly acquired tenements. Inca's main focus is the exploration of its Peruvian projects with objectives being to find, develop and/or demonstrate the prospectivity of projects to potential partners. Inca will continue to seek opportunities for acquiring or farming in to new tenements, and to divest or joint venture where it benefits shareholders.

**DIRECTORS' REPORT (continued)****OPERATING AND FINANCIAL REVIEW (continued)****Operating Results**

The Company's operating loss after income tax for the report period was \$1,272,175 (2017: loss of \$1,354,318).

**Review of Operations**

The Company's current exploration position and other activities appear in announcements released to the Australian Securities Exchange throughout the year ended 30 June 2018 (**report period**) and should be read in conjunction with this report.

During the report period, the Company's payments to suppliers and employees combined with payments for exploration totalled \$4.217 million, of which \$3.552 million (84.23%) represents cash outflows on exploration, and \$0.665 million (15.77%) represents cash outflows on administrative staff and administration. As in previous years, these figures highlight the Company's continued focus on investing shareholder funds in exploration on the Company's projects while minimising administrative costs.

During the report period, the Company explored and evaluated its Peruvian projects whilst seeking the participation and partnership of one of the world's largest mining houses at its flagship project, Greater Riqueza. The report period may correctly be perceived as an "exploration re-set" – a phase of significant discovery, commensurate up-scaling and capacity building ahead of a sustained exploration campaign at Greater Riqueza and the Company's second project, Cerro Rayas.

Very significant developments were achieved during the report period at the Company's Greater Riqueza zinc-silver-lead (Zn-Ag-Pb) Project. These include:

- Completion of the South32-funded geophysics survey and generation of multiple geophysics targets including several very large porphyry and porphyry-skarn targets.
- South32's decision to exercise its option to negotiate into an earn-in agreement (executed in August 2018).
- Discovery of Au, Ag, Zn and Pb veins and stockworks at the new Colina Roja Prospect.
- Discovery of the Rastrillo Zn, Ag, Pb deposit along the Callancocha Structure at the Humaspunco Prospect.
- Completion of Phase One drilling, mostly completed at the Humaspunco Prospect.

Equally significant and encouraging developments were also achieved at the Company's Cerro Rayas Zn-Ag-Pb Project. These include:

- Identification of very strong Zn-Ag-Pb mineralisation in all of the three mine workings located within the project area, Vilcapuquio, Torrepata and Wari.
- Applications for new concessions to cover multiple new mining workings and mineralised outcrops discovered in the area and increase the scale and potential of the project.

Recognising the increased prospectivity of its two projects the Company took a number of measures to build capacity during the report period. In March 2018, the Company announced the establishment of a Technical Advisory Panel (**TAP**) which provides the Board with advice and recommendations concerning:

- The economic potential and future development of Inca's current projects;
- Exploration results and implications for future exploration/development at Inca's current projects; and
- The economic potential of new projects Inca may consider acquiring in future.

The TAP has already made a number of significant and important contributions since its establishment particularly in the context of the South32 partnership at Greater Riqueza and also with respect to assessment of potential new projects. A rights issue and three controlled placements were completed during the report period raising the Company \$1.621 million (before associated raising costs). The Company constructed an exploration camp at Cerro Rayas and added camp capacity at Greater Riqueza. The Company held discussions with its valued communities, who continue to support our activities at both projects.

**DIRECTORS' REPORT (continued)****OPERATING AND FINANCIAL REVIEW (continued)****Review of Operations (continued)****Financial Position**

The net assets of the Group were \$5,761,426 as at 30 June 2018 (\$5,270,227 as at 30 June 2017).

**Significant Changes in the State of Affairs**

As detailed in the Company's quarterly ASX cash flow announcements (Appendix 5B), the Company raised capital of \$1.621 million (before broker commissions and other costs of capital raising) during the report period via the issue of 235,738,107 fully paid ordinary shares. A further 70,805,295 fully paid ordinary shares were issued during the report period for non-cash consideration. Of these shares, 805,295 were issued as consideration for legal services and 70,000,000 were issued as collateral only and, pursuant to the Controlled Placement Facility Agreement with Acuity Capital Investment Management Pty Ltd, for \$nil consideration. For financial reporting purposes only, a value of \$385,000, based on the market price of these shares at the time of issue, has been recognised in the financial reports wherever applicable.

There were no other significant changes in the state of affairs of the Group during the financial year.

**Dividends Paid or Recommended**

The directors do not recommend the payment of a dividend and no dividends have been paid or declared since the start of the financial year.

**Significant Events After Reporting Date**

On 2 August 2018, the Company issued 27,500,000 fully paid ordinary shares at \$0.005 per share, raising \$137,500 (before associated costs).

On 22 August 2018, the Company announced that it had received from South32 an Earn-in Option Exercise Notice to negotiate an earn-in agreement over the Company's Greater Riqueza Project.

On 5 September 2018, as part of a rights issue and pursuant to a Prospectus dated 2 August 2018 (**Prospectus**), the Company issued 136,128,818 fully paid ordinary shares at \$0.005 per share, with each share having a free attaching option exercisable at \$0.012 on or before 7 August 2020, raising \$680,644 (before associated costs). The options issued constitute a new class of traded securities and are quoted on the ASX with the code ICGO. On 19 September 2018, and pursuant to the Prospectus, the Company issued a further 32,961,000 shortfall securities (fully paid ordinary shares each with a free attaching option exercisable at \$0.012 per share and expiring on 7 August 2020) at \$0.005 per share raising \$164,805 (before associated costs).

No other matters or circumstances have arisen since the end of the financial year which significantly affected or may significantly affect the Company's operations or the state of affairs of the Company in future financial years.

**Likely Developments and Expected Results**

The Company expects to maintain the present status and level of operation and hence there are no likely unwarranted developments in the entity's operations.

**DIRECTORS' REPORT (continued)****OPERATING AND FINANCIAL REVIEW (continued)****Environmental Issues**

The Company is subject to environmental regulation in respect of its exploration activities in Peru. The Company ensures the appropriate standard of environmental care is achieved and, in doing so, that it is aware of and is in compliance with all environmental legislation. The directors of the Company are not aware of any breach of environmental legislation for the year.

**Proceedings on Behalf of the Company**

No person has applied for leave of the Court to bring proceedings on behalf of the Company or intervene in any proceedings to which the Company is a party for the purpose of taking responsibility on behalf of the Company for all or any part of those proceedings. The Company was not a party to any such proceedings during the year.

**Indemnification of Officers and Insurance Premiums**

The Company has paid premiums to insure the directors against liabilities for costs and expenses incurred by them in defending legal proceedings arising from their conduct while acting in the capacity of director of the Company, other than conduct involving a wilful breach of duty in relation to the Company.

The premiums paid in respect of Directors' and Officers' insurance during the year amounted to \$13,265 (2017: \$13,265).

**Options**

At the date of this report, there are 169,089,818 unissued ordinary shares of Inca Minerals Limited under option.

**Risk Management**

The Board is responsible for ensuring that risks and opportunities are identified in a timely manner and that activities are aligned with the risks and opportunities identified by the Board.

**Meetings of Directors**

During the financial year, 12 meetings of directors were held. Attendances by each director were as follows:

	Board Meetings	
	No. of meetings eligible to attend	Number attended
Mr Justin Walawski	12	12
Mr Ross Brown	12	12
Mr Gareth Lloyd	12	12



**DIRECTORS' REPORT (continued)****REMUNERATION REPORT (AUDITED)**

This report outlines the remuneration arrangements in place for directors and executives of the Company.

**Remuneration Policy**

The remuneration policy of Inca Minerals Limited aligns director and executive objectives with shareholder and business objectives by providing a fixed remuneration component and, where the Board believes it appropriate, may also include specific long-term incentives based on key performance areas affecting the Company's ability to attract and retain the best executives and directors to run and manage the Company.

The remuneration policy setting out the terms and conditions for the executive directors and other senior executives was developed by the Board. All executives receive a base salary (which is based on factors such as ability and experience). The Board reviews executive packages annually by reference to the economic entity's performance, executive performance, and comparable information from industry sectors and other listed companies in similar industries. The performance of the executive directors is measured against the objective of promoting growth in shareholder value.

The Board may exercise discretion in relation to approving incentives, bonuses, and options. The policy is designed to attract the highest calibre of executives and reward them for performance that results in long-term growth in shareholder wealth. Executives may, where the Board believes it appropriate, participate in employee share and option arrangements.

The Board policy is to remunerate directors at market rates for comparable companies for time, commitment and responsibilities. The Board determines payments to directors and regularly reviews their remuneration based on market practice, duties and accountability. Independent external advice is sought when required. No external advice was sought during the report period. The maximum aggregate amount of fees that can be paid to non-executive directors is subject to approval by shareholders in a general meeting (currently \$240,000 per annum).

**Performance Based Remuneration**

There was nil performance-based remuneration for the year ended 30 June 2018.

**Key management personnel service agreements**

Details of the key conditions of service agreements for key management personnel are as follows:

	Commencement Date	Notice Period Base Salary	Base Salary	Termination Payments Provided***
Ross Brown*	1 March 2012	6 months	\$255,708 per annum	None
Gareth Lloyd	14 September 2012	Nil	\$50,000 per annum director fees	None
Justin Walawski**	21 December 2015	6 months	\$220,000 per annum \$40,000 per annum director fees	None

\* Mr Brown is engaged as Managing Director under a contract of employment with the Company. In addition to his base salary, Mr Brown is entitled to receive an additional \$20,000 performance-based remuneration (excluding superannuation) none of which became payable during the report period.

\*\* Mr Walawski is engaged under a contract of employment with the Company under which he receives remuneration of \$220,000 per annum (excluding superannuation) and, is appointed as a director of the Company under which he receives fees of \$40,000 per annum (excluding superannuation).

\*\*\* Other than statutory entitlements.

There are no other agreements with key management personnel.

**DIRECTORS' REPORT (continued)****REMUNERATION REPORT (AUDITED) (continued)****Key Management Personnel Remuneration****(a) Key management personnel compensation**

2018	Short-term benefits				Post-employment benefits		Performance related compensation as % of total remuneration	Total
Name	Cash salary and fees	Performance Bonus	Other	Non-monetary benefits	Super-annuation	Retirement benefits		
	\$	\$	\$	\$	\$	\$		\$
<b>Directors</b>								
Ross Brown	235,792	-	3,600	-	25,000	-	-	264,392
Gareth Lloyd	50,000	-	-	-	4,750	-	-	54,750
Justin Walawski	230,467	-	3,600	-	18,075	-	-	252,142
<b>Executives</b>								
-	-	-	-	-	-	-	-	-
<b>Totals</b>	<b>516,259</b>	<b>-</b>	<b>7,200</b>	<b>-</b>	<b>47,825</b>	<b>-</b>	<b>0.0%</b>	<b>571,284</b>

2017	Short-term benefits				Post-employment benefits		Performance related compensation as % of total remuneration	Total
Name	Cash salary and fees	Performance Bonus	Other	Non-monetary benefits	Super-annuation	Retirement benefits		
	\$	\$	\$	\$	\$	\$		\$
<b>Directors</b>								
Ross Brown	206,000	-	3,600	-	33,912	-	-	243,512
Gareth Lloyd	50,000	-	-	-	4,750	-	-	54,750
Justin Walawski	210,000	-	3,600	-	19,950	-	-	233,550
<b>Executives</b>								
-	-	-	-	-	-	-	-	-
<b>Totals</b>	<b>466,000</b>	<b>-</b>	<b>7,200</b>	<b>-</b>	<b>58,612</b>	<b>-</b>	<b>0.0%</b>	<b>531,812</b>

**b) Options and rights granted as remuneration**

No options or rights were granted as remuneration during the year (2017: \$nil).

**c) Share Based Payments**

No share-based payments were issued as key management personnel remuneration during the year (2017: \$nil).

**Key Management Personnel Relevant Interests**

The relevant interests of key management personnel in the capital of the Company at the date of this report is as follows:

Director	Number of Ordinary Shares	Number of Options over Ordinary Shares
Ross Brown	33,911,762	2,500,000
Gareth Lloyd	-	-
Justin Walawski	3,337,775	277,773

**DIRECTORS' REPORT (continued)****REMUNERATION REPORT (AUDITED) (continued)****Key Management Personnel Relevant Interests (continued)**

The following tables show the movements in the relevant interests of key management personnel in the share capital of the Company:

2018				
Name	Opening balance 1 July 2017	Additions	Disposals	Closing balance 30 June 2018
Ross Brown	31,411,762	-	-	31,411,762
Gareth Lloyd	-	-	-	-
Justin Walawski	2,448,001	612,001	-	3,060,002
<b>Totals</b>	<b>33,859,763</b>	<b>612,001</b>	<b>-</b>	<b>34,471,764</b>

2017				
Name	Opening balance 1 July 2015	Additions	Disposals	Closing balance 30 June 2017
Ross Brown	24,274,508	7,137,254	-	31,411,762
Gareth Lloyd	-	-	-	-
Justin Walawski	1,632,000	816,001	-	2,448,001
<b>Totals</b>	<b>25,906,508</b>	<b>7,953,255</b>	<b>-</b>	<b>33,859,763</b>

**END OF REMUNERATION REPORT****Non-Audit Services**

The Directors are satisfied that the provision of non-audit services during the year is compatible with the general standard of independence for auditors imposed by the Corporations Act 2001. The Directors are satisfied that the services disclosed below did not compromise the external auditor's independence for the following reasons:


- all non-audit services are reviewed and approved by the Board of Directors prior to commencement to ensure they do not adversely affect the integrity and objectivity of the auditor; and
- the nature of the services provided does not compromise the general principles relating to auditor independence in accordance with APES 110: Code of Ethics for Professional Accountants set by the Accounting Professional and Ethical Standards Board.

No non-audit services were provided by the entity's auditor, Stantons International, as shown at Note 15.

**Auditor's Independence Declaration**

We have obtained an Auditor's Independence Declaration. Please refer to "Auditor's Independence Declaration" included on page 39 of the financial statements.

The Directors' Report, incorporating the Remuneration Report, is signed in accordance with a resolution of the Board of Directors.



Justin Walawski  
Director

Dated at Perth this 28th day of September 2018

**CONSOLIDATED STATEMENT OF PROFIT OR LOSS AND OTHER COMPREHENSIVE INCOME**  
**for the year ended 30 June 2018**

	<b>Note</b>	<b>2018</b> \$	<b>2017</b> \$
Revenue	2	83,974	14,102
Management and directors' fees		(94,113)	(94,008)
Wages and salaries		(266,467)	(199,775)
Administrative expenses		(517,408)	(469,252)
Advertising and promotional costs		(18,975)	(70,430)
Professional fees		(106,421)	(91,260)
Listing and share registry expenses		(67,826)	(69,334)
Depreciation		(7,558)	(8,430)
Impairment of Peruvian Value Added Tax receivable		(264,382)	(221,007)
Foreign exchange (loss) / gain		(9,497)	(109,056)
Environmental rehabilitation		(3,502)	(34,809)
Exploration and evaluation expenditure	7	-	(1,059)
<b>(Loss) before income tax</b>		<b>(1,272,175)</b>	<b>(1,354,318)</b>
Income tax benefit	3	-	-
<b>(Loss) after income tax</b>		<b>(1,272,175)</b>	<b>(1,354,318)</b>
<b>Other comprehensive income</b>			
<b>Items that will not be reclassified to profit or loss</b>		-	-
<b>Items that may be reclassified subsequently to profit or loss</b>			
Exchange differences on translation of foreign operations, net of tax		234,992	3,938
<b>Total comprehensive (loss)</b>		<b>(1,037,183)</b>	<b>(1,350,380)</b>
<b>(Loss) for the year attributable to members of Inca Minerals Limited</b>		<b>(1,272,175)</b>	<b>(1,354,318)</b>
<b>Total comprehensive (loss) attributable to members of Inca Minerals Limited</b>		<b>(1,037,183)</b>	<b>(1,350,380)</b>
Basic and diluted (loss) per share (cents)	12	(0.05)	(0.06)

*The accompanying notes form an integral part of these financial statements.*

**CONSOLIDATED STATEMENT OF FINANCIAL POSITION**  
as at 30 June 2018

	Note	2018 \$	2017 \$
<b>ASSETS</b>			
<b>Current Assets</b>			
Cash and cash equivalents	13(b)	789,315	3,130,990
Trade and other receivables	5	124,531	23,732
<b>Total Current Assets</b>		<b>913,846</b>	<b>3,154,722</b>
<b>Non-Current Assets</b>			
Plant and equipment	6	205,688	119,292
Exploration and evaluation expenditure	7	5,307,999	2,228,409
<b>Total Non-Current Assets</b>		<b>5,513,687</b>	<b>2,347,701</b>
<b>TOTAL ASSETS</b>		<b>6,427,533</b>	<b>5,502,423</b>
<b>LIABILITIES</b>			
<b>Current Liabilities</b>			
Trade and other payables	8(a)	302,647	145,458
Income received in Advance	8(b)	277,988	-
Provisions		85,472	86,738
<b>Total Current Liabilities</b>		<b>666,107</b>	<b>232,196</b>
<b>TOTAL LIABILITIES</b>		<b>666,107</b>	<b>232,196</b>
<b>NET ASSETS</b>		<b>5,761,426</b>	<b>5,270,227</b>
<b>EQUITY</b>			
Contributed equity	9	37,270,506	35,742,124
Accumulated losses		(31,396,156)	(30,123,981)
Foreign currency translation reserve		(112,924)	(347,916)
<b>TOTAL EQUITY</b>		<b>5,761,426</b>	<b>5,270,227</b>

*The accompanying notes form an integral part of these financial statements.*

**CONSOLIDATED STATEMENT OF CHANGES IN EQUITY**  
**For the year ended 30 June 2018**

	Contributed Equity	Accumulated Losses	Foreign Currency Translation Reserve	Total
	\$	\$	\$	\$
<b>2017</b>				
<b>Balance at 1 July 2016</b>	29,599,029	(28,769,663)	(351,854)	477,512
Total comprehensive loss for the year	-	(1,354,318)	3,938	(1,350,380)
Shares issued during the year	6,805,850	-	-	6,805,850
Cost of equity issue	(662,755)	-	-	(662,755)
<b>Balance at 30 June 2017</b>	35,742,124	(30,123,981)	(347,916)	5,270,227
<b>2018</b>				
<b>Balance at 1 July 2017</b>	35,742,124	(30,123,981)	(347,916)	5,270,227
Total comprehensive loss for the year	-	(1,272,175)	234,992	(1,037,183)
Shares issued during the year	2,064,910	-	-	2,064,910
Cost of equity issue	(536,528)	-	-	(536,528)
<b>Balance at 30 June 2018</b>	37,270,506	(31,396,156)	(112,924)	5,761,426

*The accompanying notes form an integral part of these financial statements.*

**CONSOLIDATED STATEMENT OF CASH FLOWS**  
for the year ended 30 June 2018

	Note	2018 \$	2017 \$
<b>Cash flows from operating activities</b>			
Proceeds under Option Agreement		399,460	-
Payments to suppliers and employees		(664,836)	(707,977)
Interest received		4,368	7,989
Peruvian VAT credit received		-	118,141
Net cash (used in) operating activities	13 (a)	(261,008)	(581,847)
<b>Cash flows from investing activities</b>			
Payments for exploration expenditures		(3,552,043)	(2,502,421)
Payments for plant and equipment		(106,512)	(38,202)
Proceeds from sale of plant and equipment		-	1,200
Proceeds from sale of tenements		-	5,000
Net cash (used in) investing activities		(3,658,555)	(2,534,423)
<b>Cash flows from financing activities</b>			
Proceeds from issue of shares (net of share issue costs)		1,548,023	6,096,745
Net cash from financing activities		1,548,023	6,096,745
Net (decrease) / increase in cash held		(2,371,540)	2,980,475
Cash and cash equivalents at the beginning of the financial year		3,130,990	151,753
Effect of exchange rate changes on cash and cash equivalents		29,865	(1,238)
<b>Cash and cash equivalents at the end of the financial year</b>	13 (b)	789,315	3,130,990

*The accompanying notes form an integral part of these financial statements.*

**NOTES TO THE FINANCIAL STATEMENTS****For the year ended 30 June 2018****Note 1: Statement of Significant Accounting Policies**

The financial report covers the Company of Inca Minerals Limited, a listed public company incorporated and domiciled in Australia, and its controlled entities.

The financial report was authorised for issue on 28th September 2018 by the Board of Directors.

**Basis of preparation**

The financial report is a general purpose financial report that has been prepared in accordance with Australian Accounting Standards, Australian Accounting Interpretations, other authoritative pronouncements of the Australian Accounting Standards Board (AASB) and the Corporations Act 2001.

Australian Accounting Standards set out accounting policies that the AASB has concluded would result in a financial report containing relevant and reliable information about transactions, events and conditions. Compliance with Australian Accounting Standards ensures that the financial statements and notes also comply with International Financial Reporting Standards.

In the year ended 30 June 2018, the Company has reviewed all of the new and revised Australian Accounting Standards and Interpretations issued by the AASB that are relevant to its operations and effective for the current annual reporting period. It has been determined by the Company that there is no impact, material or otherwise, of the new Standards and Interpretations on its business and therefore, no changes are required to its accounting policies. Material accounting policies adopted in preparation of this financial report are presented below and have been consistently applied unless otherwise stated.

The financial report has been prepared on an accruals basis and is based on historical costs, modified, where applicable, by the measurement at fair value of selected non-current assets, financial assets and financial liabilities.

**Going Concern**

The financial statements have been prepared on the going concern basis, which contemplates continuity of normal business activities and the realisation of assets and discharge of liabilities in the normal course of business.

For the year ended 30 June 2018, the Group incurred after tax losses of \$1,272,175 (2017: loss of \$1,354,138) and the Group had net cash outflows of \$2,371,540 (2017: net cash outflows of \$2,980,475).

The Directors believe that it is reasonably foreseeable that the Company and Group will continue as a going concern and that it is appropriate to adopt the going concern basis in the preparation of the financial report after consideration of the following factors:

- The Group has cash at bank at the reporting date of \$789,315, net working capital of \$247,739 and net assets of \$5,761,426;
- The Company completed capital raisings in August and September 2018 raising \$982,949 (before broker commissions and other costs of the capital raising) through the issue of 196,589,818 fully paid ordinary shares and 169,089,818 free attaching options;
- The ability of the Group to raise capital by the issue of additional shares under the Corporation Act 2001; and
- The ability to curtail administration, operational and investing cash outflows as required.



**NOTES TO THE FINANCIAL STATEMENTS****For the year ended 30 June 2018****Note 1: Statement of Significant Accounting Policies (continued)****Accounting Policies**

The Group has consistently applied the following accounting policies to all periods presented in the financial statements. The Group has considered the implications of new and amended Accounting Standards applicable for annual reporting periods beginning after 1 July 2017 but determined that their application to the financial statements is either not relevant or not material.

**a) Principles of Consolidation**

The consolidated financial statements incorporate all of the assets, liabilities and results of the parent, Inca Minerals Limited and all of the subsidiaries. Subsidiaries are entities the parent controls. The parent controls an entity when it is exposed to, or has rights to, variable returns from its involvement with the entity and has the ability to affect those returns through its power over the entity. A list of the subsidiaries is provided in Note 20.

The assets, liabilities and results of all subsidiaries are fully consolidated into the financial statements of the Group from the date on which control is obtained by the Group. The consolidation of a subsidiary is discontinued from the date that control ceases. Intercompany transactions, balances and unrealised gains or losses on transactions between Group entities are fully eliminated on consolidation. Accounting policies of subsidiaries have been changed and adjustments made where necessary to ensure uniformity of the accounting policies adopted by the Group.

Equity interests in a subsidiary not attributable, directly or indirectly, to the Group are presented as "non-controlling interests". The Group initially recognises non-controlling interests that are present ownership interests in subsidiaries and are entitled to a proportionate share of the subsidiary's net assets on liquidation at either fair value or at the non-controlling interests' proportionate share of the subsidiary's net assets. Subsequent to initial recognition, non-controlling interests are attributed their share of profit or loss and each component of other comprehensive income. Non-controlling interests are shown separately within the equity section of the statement of financial position and statement of comprehensive income.

**b) Revenue Recognition**

Interest revenue is recognised on a time proportionate basis that takes into account the effective yield on the financial asset.

**c) Income Tax**

The income tax expense / (benefit) charged to the profit of loss is the tax payable on taxable income calculated using applicable income tax rates enacted, or substantially enacted, as at reporting date. Current tax liabilities (assets) are therefore measured at the amounts expected to be paid to (recovered from) the relevant taxation authority.

Deferred income tax expense reflects movements in deferred tax asset and deferred tax liability balances during the year as well as unused tax losses.

Current and deferred income tax expense (benefit) is charged or credited directly to equity instead of profit or loss when the tax related to items that are credited or charged directly to equity.

Deferred tax assets and liabilities are ascertained based on temporary differences arising between the tax bases of assets and liabilities and their carrying amounts in the financial statements. Deferred tax assets also result where amounts have been fully expensed but future tax deductions are available. No deferred income tax will be recognised from the initial recognition of an asset or liability, excluding a business combination, where there is no effect on accounting or taxable profit or loss.

**NOTES TO THE FINANCIAL STATEMENTS**  
**For the year ended 30 June 2018****Note 1: Statement of Significant Accounting Policies (continued)****c) Income Tax (continued)**

Deferred tax assets and liabilities are calculated at the tax rates that are expected to apply to the year when the asset is realised or the liability is settled, based on tax rates enacted or substantially enacted at reporting date. Their measurement also reflects the manner in which management expects to recover or settle the carrying amount of the related asset or liability.

Deferred tax assets relating to temporary differences and unused tax losses are recognised only to the extent that it is probable that future taxable profit will be available against which the benefits of the deferred tax asset can be utilised.

Where temporary differences exist in relation to investments in subsidiaries, branches, associates, and joint ventures, deferred tax assets and liabilities are not recognised where the timing of the reversal of the temporary difference can be controlled and it is not probable that the reversal will occur in the foreseeable future.

Current tax assets and liabilities are offset where a largely enforceable right of set-off exists and it is intended that net settlement or simultaneous realisation and settlement of the respective asset and liability will occur. Deferred tax assets and liabilities are offset where a legally enforceable right of set-off exists, the deferred tax assets and liabilities related to income taxes levied by the same taxation authority on either the same taxable entity or different taxable entities where it is intended that net settlement or simultaneous realisation and settlement of the respective asset and liability will occur in future periods in which significant amounts of deferred tax assets or liabilities are expected to be recovered or settled.

**d) Mining Tenements and Exploration and Evaluation Expenditure**

Mining tenements are carried at cost, less accumulated impairment losses.

Exploration, evaluation and development expenditure incurred is accumulated in respect of each identifiable area of interest. These costs are only carried forward to the extent that they are expected to be recouped through the successful development and/or sale of the area or where activities in the area have not yet reached a stage that permits reasonable assessment of the existence of economically recoverable reserves.

Accumulated costs in relation to an abandoned area are written off in full against profit or loss in the year in which the decision to abandon the area is made.

When production commences, the accumulated costs for the relevant area of interest are amortised over the life of the area according to the rate of depletion of the economically recoverable reserves.

A regular review is undertaken of each area of interest to determine the appropriateness of continuing to carry forward costs in relation to that area of interest.

Costs of site restoration are provided for over the life of the facility from when exploration commences and are included in the costs of that stage. Site restoration costs include the dismantling and removal of mining plant, equipment and building structures, waste removal, and rehabilitation of the site in accordance with clauses of the mining permits. Such costs are determined using estimates of future costs, current legal requirements and technology on an undiscounted basis.

Any changes in the estimates for the costs are accounted for on a prospective basis. In determining the costs of site restoration, there is uncertainty regarding the nature and extent of the restoration due to community expectations and future legislation. Accordingly, the costs have been determined on the basis that the restoration will be completed within one year of abandoning the site.

## NOTES TO THE FINANCIAL STATEMENTS

### For the year ended 30 June 2018

#### Note 1: Statement of Significant Accounting Policies (continued)

##### e) Financial Instruments

Financial instruments, incorporating financial assets and financial liabilities, are recognised when the entity becomes a party to the contractual provisions of the instrument. Trade date accounting is adopted for financial assets that are delivered within timeframes established by marketplace convention.

Financial instruments are initially measured at fair value plus transactions costs where the instrument is not classified as at fair value through profit or loss. Transaction costs related to instruments classified as at fair value through profit or loss are expensed to profit or loss immediately. Financial instruments are classified and measured as set out below.

##### *Derecognition*

Financial assets are derecognised where the contractual rights to receipt of cash flows expires or the asset is transferred to another party whereby the entity no longer has any significant continuing involvement in the risks and benefits associated with the asset. Financial liabilities are derecognised where the related obligations are either discharged, cancelled or expire. The difference between the carrying value of the financial liability extinguished or transferred to another party and the fair value of consideration paid, including the transfer of non-cash assets or liabilities assumed, is recognised in profit or loss.

##### *Classification and Subsequent Measurement*

##### i. *Financial assets at fair value through profit or loss*

Financial assets are classified at fair value through profit or loss when they are held for trading for the purpose of short term profit taking, where they are derivatives not held for hedging purposes, or designed as such to avoid an accounting mismatch or to enable performance evaluation where a group of financial assets is managed by key management personnel on a fair value basis in accordance with a documented risk management or investment strategy. Realised and unrealised gains and losses arising from changes in fair value are included in profit or loss in the period in which they arise.

##### ii. *Loans and receivables*

Loans and receivables are non-derivative financial assets with fixed or determinable payments that are not quoted in an active market and are subsequently measured at amortised cost using the effective interest rate method.

##### iii. *Held-to-maturity investments*

Held-to-maturity investments are non-derivative financial assets that have fixed maturities and fixed or determinable payments, and it is the Company's intention to hold these investments to maturity. They are subsequently measured at amortised cost using the effective interest rate method.

##### iv. *Available-for-sale financial assets*

Available-for-sale financial assets are non-derivative financial assets that are either designated as such or that are not classified in any of the other categories. They comprise investments in the equity of other entities where there is neither a fixed maturity nor fixed or determinable payments.

##### v. *Financial liabilities*

Non-derivative financial liabilities (excluding financial guarantees) are subsequently measured at amortised cost using the effective interest rate method.

**NOTES TO THE FINANCIAL STATEMENTS****For the year ended 30 June 2018****Note 1: Statement of Significant Accounting Policies (continued)****e) Financial Instruments (continued)***Fair value*

The Group measures some of its assets and liabilities at fair value on either a recurring or non-recurring basis, depending on the requirements of the applicable Accounting Standard. Fair value is the price the Group would receive to sell an asset or would have to pay to transfer a liability in an orderly (ie unforced) transaction between independent, knowledgeable and willing market participants at the measurement date.

As fair value is a market-based measure, the closest equivalent observable market pricing information is used to determine fair value. Adjustments to market values may be made having regard to the characteristics of the specific asset or liability. The fair values of assets and liabilities that are not traded in an active market are determined using one or more valuation techniques. These valuation techniques maximise, to the extent possible, the use of observable market data. To the extent possible, market information is extracted from either the principal market for the asset or liability (ie the market with the greatest volume and level of activity for the asset or liability) or, in the absence of such a market, the most advantageous market available to the entity at the end of the reporting period (ie the market that maximises the receipts from the sale of the asset or minimises the payments made to transfer the liability, after taking into account transaction costs and transport costs).

For non-financial assets, the fair value measurement also takes into account a market participant's ability to use the asset in its highest and best use or to sell it to another market participant that would use the asset in its highest and best use. The fair value of liabilities and the entity's own equity instruments (excluding those related to share-based payment arrangements) may be valued, where there is no observable market price in relation to the transfer of such financial instruments, by reference to observable market information where such instruments are held as assets. Where this information is not available, other valuation techniques are adopted and, where significant, are detailed in the respective note to the financial statements.

**Valuation Techniques**

In the absence of an active market for an identical asset or liability, the Group selects and uses one or more valuation techniques to measure the fair value of the asset or liability. The Group selects a valuation technique that is appropriate in the circumstances and for which sufficient data is available to measure fair value. The availability of sufficient and relevant data primarily depends on the specific characteristics of the asset or liability being measured. The valuation techniques selected by the Group are consistent with one or more of the following valuation approaches:

- Market approach: valuation techniques that use prices and other relevant information generated by market transactions for identical or similar assets or liabilities.
- Income approach: valuation techniques that convert estimated future cash flows or income and expenses into a single discounted present value.
- Cost approach: valuation techniques that reflect the current replacement cost of an asset at its current service capacity.

Each valuation technique requires inputs that reflect the assumptions that buyers and sellers would use when pricing the asset or liability, including assumptions about risks. When selecting a valuation technique, the Group gives priority to those techniques that maximise the use of observable inputs and minimise the use of unobservable inputs. Inputs that are developed using market data (such as publicly available information on actual transactions) and reflect the assumptions that buyers and sellers would generally use when pricing the asset or liability are considered observable, whereas inputs for which market data is not available and therefore are developed using the best information available about such assumptions are considered unobservable.

## NOTES TO THE FINANCIAL STATEMENTS

### For the year ended 30 June 2018

#### Note 1: Statement of Significant Accounting Policies (continued)

##### e) Financial Instruments (continued)

##### Fair Value Hierarchy

AASB 13 requires the disclosure of fair value information by level of the fair value hierarchy, which categorises fair value measurements into one of three possible levels based on the lowest level that an input that is significant to the measurement can be categorised into as follows:

##### Level 1

Measurements based on quoted prices (unadjusted) in active markets for identical assets or liabilities that the entity can access at the measurement date.

##### Level 2

Measurements based on inputs other than quoted prices included in Level 1 that are observable for the asset or liability, either directly or indirectly.

##### Level 3

Measurements based on unobservable inputs for the asset or liability.

The fair values of assets and liabilities that are not traded in an active market are determined using one or more valuation techniques. These valuation techniques maximise, to the extent possible, the use of observable market data. If all significant inputs required to measure fair value are observable, the asset or liability is included in Level 2. If one or more significant inputs are not based on observable market data, the asset or liability is included in Level 3.

The Group would change the categorisation within the fair value hierarchy only in the following circumstances:

- (i) if a market that was previously considered active (Level 1) became inactive (Level 2 or Level 3) or vice versa; or
- (ii) if significant inputs that were previously unobservable (Level 3) became observable (Level 2) or vice versa.

When a change in the categorisation occurs, the Group recognises transfers between levels of the fair value hierarchy (ie transfers into and out of each level of the fair value hierarchy) on the date the event or change in circumstances occurred.

##### f) Impairment of Assets

At each reporting date, the entity reviews the carrying values of its tangible and intangible assets to determine whether there is any indication that those assets have been impaired. If such an indication exists, the recoverable amount of the asset, being the higher of the asset's fair value less costs to sell and value in use, is compared to the asset's carrying value. Any excess of the asset's carrying value over its recoverable amount is expensed to profit or loss.

Recoverable amount is the higher of fair value less costs to sell and value in use. In assessing value in use, the estimated future cash flows are discounted to their present value using a pre-tax discount rate that reflects current market assessments of the time value of money and the risks specific to the asset for which the estimates of future cash flows have not been adjusted.

## NOTES TO THE FINANCIAL STATEMENTS

### For the year ended 30 June 2018

#### Note 1: Statement of Significant Accounting Policies (continued)

##### f) Impairment of Assets (continued)

If the recoverable amount of an asset is estimated to be less than its carrying amount, the carrying amount of the asset is reduced to its recoverable amount. An impairment loss is recognised in profit or loss immediately, unless the relevant asset is carried at fair value, in which case the impairment loss is treated as a revaluation decrease. Where an impairment loss subsequently reverses, the carrying amount of the asset is increased to the revised estimate of its recoverable amount, but only to the extent that the increased carrying amount does not exceed the carrying amount that would have been determined had no impairment loss been recognised for the asset in prior years. A reversal of an impairment loss is recognised in profit or loss immediately, unless the relevant asset is carried at fair value, in which case the reversal of the impairment loss is treated as a revaluation increase.

##### g) Plant and Equipment

Plant and equipment are measured on the cost basis and therefore carried at cost less accumulated depreciation and any accumulated impairment. In the event the carrying amount of plant and equipment is greater than the estimated recoverable amount, the carrying amount is written down immediately to the estimated recoverable amount and impairment losses are recognised either in profit or loss or as a revaluation decrease if the impairment losses relate to a revalued asset.

The carrying amount of plant and equipment is reviewed annually by directors to ensure it is not in excess of the recoverable amount from these assets. The recoverable amount is assessed on the basis of the expected net cash flows that will be received from the asset's employment and subsequent disposal. The expected net cash flows have been discounted to their present values in determining recoverable amounts.

Subsequent costs are included in the asset's carrying amount or recognised as a separate asset, as appropriate, only when it is probable that future economic benefits associated with the item will flow to the Company and the cost of the item can be measured reliably. All other repairs and maintenance are charged to the statement of comprehensive income during the financial period in which they are incurred.

#### Depreciation

The depreciable amount of all fixed assets, is depreciated on a straight-line basis over the asset's useful life to the Company commencing from the time the asset is held ready for use. The depreciation rates used for each class of depreciable assets are:

##### Class of fixed asset

Plant and equipment	10–33%
Motor vehicles	20–33%
IT equipment	10–33%
Leasehold improvements	20%

The assets' residual values and useful lives are reviewed, and adjusted if appropriate, at the end of each reporting period.

An asset's carrying amount is written down immediately to its recoverable amount if the asset's carrying amount is greater than its estimated recoverable amount.

Gains and losses on disposals are determined by comparing proceeds with the carrying amount. These gains and losses are included in the profit or loss.

**NOTES TO THE FINANCIAL STATEMENTS**  
**For the year ended 30 June 2018**

**Note 1: Statement of Significant Accounting Policies (continued)**

**h) Cash and Cash Equivalents**

Cash and cash equivalents include cash on hand and deposits held at call with banks.

**i) Goods and Services Tax**

Revenues, expenses and assets are recognised net of the amount of GST, except where the amount of GST incurred is not recoverable from the Australian Tax Office. In these circumstances the GST is recognised as part of the cost of acquisition of the asset or as part of an item of the expense. Receivables and payables in the statement of financial position are shown inclusive of GST. Cash flows are presented in the statement of cash flows on a gross basis, except for the GST component of investing and financing activities, which are disclosed as operating cash flows.

**j) Contributed Equity**

Ordinary shares are classified as equity.

Incremental costs directly attributable to the issue of new shares or options are shown in equity as a deduction, net of tax, from the proceeds. Incremental costs directly attributable to the issue of new shares or options for the acquisition of a business are not included in the cost of the acquisition as part of the purchase consideration.

**k) Earnings per Share**

*(i) Basic earnings per share*

Basic earnings per share is calculated by dividing the profit attributable to equity holders of the Company, excluding any costs of servicing equity other than ordinary shares, by the weighted average number of ordinary shares outstanding during the financial year.

*(ii) Diluted earnings per share*

Diluted earnings per share adjusts the figures used in the determination of basic earnings per share to take into account the after income tax effect of interest and other financing costs associated with dilutive potential ordinary shares and the weighted average number of shares assumed to have been issued for no consideration in relation to dilutive potential ordinary shares.

**l) Leases**

Leases of fixed assets, where substantially all the risks and benefits incidental to the ownership of the asset, but not the legal ownership that are transferred to the economic entity, are classified as finance leases.

Finance leases are capitalised by recording an asset and a liability at the lower of the amounts equal to the fair value of the leased property or the present value of the minimum lease payments, including any guaranteed residual values. Lease payments are allocated between the reduction of the lease liability and the lease interest expense for the period.

Leased assets are depreciated on a straight-line basis over the shorter of their estimated useful lives or the lease term. Lease payments for operating leases, where substantially all the risks and benefits remain with the lessor, are charged as expenses in the periods in which they are incurred.

## NOTES TO THE FINANCIAL STATEMENTS

### For the year ended 30 June 2018

#### Note 1: Statement of Significant Accounting Policies (continued)

##### m) Employee Benefits

Provision is made for the Company's liability for employee benefits arising from services rendered by employees to reporting date. Employee benefits that are expected to be settled within one year have been measured at the amounts expected to be paid when the liability is settled, plus related on-costs. Employee benefits payable later than one year have been measured at the present value of the estimated future cash outflows to be made for those benefits.

##### n) Segment Reporting

Operating segments are reported in a manner consistent with the internal reporting provided to the chief operating decision maker. The chief operating decision maker, who is responsible for allocating resources and assessing performance of the operating segments, has been identified as the Board of Directors.

##### o) Trade and Other Receivables

Trade and other receivables include amounts due from customers for goods sold and services performed in the ordinary course of business. Receivables expected to be collected within 12 months of the end of the reporting period are classified as current assets. All other receivables are classified as non-current assets.

Trade and other receivables are initially recognised at fair value and subsequently measured at amortised cost using the effective interest method, less any provision for impairment.

##### p) Trade and Other Payables

Trade and other payables represent the liabilities for goods and services received by the entity that remain unpaid at the end of the reporting period. The balance is recognised as a current liability with the amounts normally paid within 30 days of recognition of the liability.

##### q) Foreign Currency Transactions Balances

###### *Functional and presentation currency*

The functional currency of each of the Group's entities is measured using the currency of the primary economic environment in which that entity operates. The consolidated financial statements are presented in Australian dollars, which is the parent entity's functional currency.

###### *Transactions and balances*

Foreign currency transactions are translated into functional currency using the exchange rates prevailing at the date of the transaction. Foreign currency monetary items are translated at the year-end exchange rate. Non-monetary items measured at historical cost continue to be carried at the exchange rate at the date of the transaction. Non-monetary items measured at fair value are reported at the exchange rate at the date when fair values were determined.

Exchange differences arising on the translation of monetary items are recognised in profit or loss, except where deferred in equity as a qualifying cash flow or net investment hedge.

Exchange differences arising on the translation of non-monetary items are recognised directly in other comprehensive income to the extent that the underlying gain or loss is recognised in other comprehensive income; otherwise the exchange difference is recognised in profit or loss.



## NOTES TO THE FINANCIAL STATEMENTS

### For the year ended 30 June 2018

#### Note 1: Statement of Significant Accounting Policies (continued)

##### q) Foreign Currency Transactions Balances (continued)

###### *Group companies*

The financial results and position of foreign operations, whose functional currency is different from the Group's presentation currency, are translated as follows:

- assets and liabilities are translated at exchange rates prevailing at the end of the reporting period;
- income and expenses are translated at average exchange rates for the period; and
- retained earnings are translated at the exchange rates prevailing at the date of the transaction.

Exchange differences arising on translation of foreign operations with functional currencies other than Australian dollars are recognised in other comprehensive income and included in the foreign currency translation reserve in the statement of financial position. These differences are recognised in profit or loss in the period in which the operation is disposed of.

##### r) Critical Accounting Estimates and Other Accounting Judgements

Estimates and judgements are continually evaluated and are based on historical experience and other factors, including expectations of future events that are believed to be reasonable under the circumstances.

The Company is of the view that there are no critical accounting estimates and judgements in this financial report, other than accounting estimates and judgements in relation to the carrying value of mineral exploration expenditure.

###### *Key judgements*

###### *Deferred exploration and evaluation expenditure*

Exploration and evaluation costs are carried forward where right of tenure of the area of interest is current. These costs are carried forward in respect of an area that has not at reporting date reached a stage that permits reasonable assessment of the existence of economically recoverable reserves, or alternatively, are expected to be sold. Refer to the accounting policy stated in Note 1(d).

##### s) New Standards and Interpretations Not Yet Adopted

Accounting Standards issued by the AASB that are not yet mandatorily applicable to the Group, together with an assessment of the potential impact of such pronouncements on the Group when adopted in future periods, are discussed below:

- AASB 9: Financial Instruments and Associated Amending Standards (applicable for annual reporting periods commencing 1 January 2018).

The Standard will be applicable retrospectively (subject to the provisions on hedge accounting outlined below) and includes revised requirements for the classification and measurement of financial instruments, revised recognition and derecognition requirements for financial instruments and simplified requirements for hedge accounting.

**NOTES TO THE FINANCIAL STATEMENTS**  
**For the year ended 30 June 2018**

**Note 1: Statement of Significant Accounting Policies (continued)**

**s) New Standards and Interpretations Not Yet Adopted (continued)**

The key changes that may affect the Group on initial application include certain simplifications to the classification of financial assets, simplifications to the accounting of embedded derivatives, upfront accounting for expected credit loss, and the irrevocable election to recognise gains and losses on investments in equity instruments that are not held for trading in other comprehensive income. AASB 9 also introduces a new model for hedge accounting that will allow greater flexibility in the ability to hedge risk, particularly with respect to hedges of non-financial items. Should the entity elect to change its hedge policies in line with the new hedge accounting requirements of the Standard, the application of such accounting would be largely prospective.

The directors anticipate that the adoption of AASB 9 will not have a material impact on the Group's financial instruments.

- AASB 15: Revenue from Contracts with Customers (applicable to annual reporting periods commencing on or after 1 January 2018).

When effective, this Standard will replace the current accounting requirements applicable to revenue with a single, principles-based model. Apart from a limited number of exceptions, including leases, the new revenue model in AASB 15 will apply to all contracts with customers as well as non-monetary exchanges between entities in the same line of business to facilitate sales to customers and potential customers.

The core principle of the Standard is that an entity will recognise revenue to depict the transfer of promised goods or services to customers in an amount that reflects the consideration to which the entity expects to be entitled in exchange for the goods or services. To achieve this objective, AASB 15 provides the following five-step process:

- identify the contract(s) with a customer;
- identify the performance obligations in the contract(s);
- determine the transaction price;
- allocate the transaction price to the performance obligations in the contract(s); and
- recognise revenue when (or as) the performance obligations are satisfied.

This Standard will require retrospective restatement, as well as enhanced disclosures regarding revenue.

The directors anticipate that the adoption of AASB 15 will not have a material impact on the Group's revenue recognition and disclosures.

- AASB 16: Leases (applicable to annual reporting periods commencing on or after 1 January 2019).

When effective, this Standard will replace the current accounting requirements applicable to leases in AASB 117: Leases and related interpretations. AASB 16 introduces a single lessee accounting model that eliminates the requirement for leases to be classified as either operating leases or finance leases. Lessor accounting remains similar to current practice.

**NOTES TO THE FINANCIAL STATEMENTS**  
**For the year ended 30 June 2018**

**Note 1: Statement of Significant Accounting Policies (continued)**

**s) New Standards and Interpretations Not Yet Adopted (continued)**

The main changes introduced by the new Standard are as follows:

- recognition of the right-to-use asset and liability for all leases (excluding short term leases with less than 12 months of tenure and leases relating to low value assets);
- depreciating the right-to-use assets in line with AASB 116: Property, Plant and Equipment in profit or loss and unwinding of the liability in principal and interest components;
- inclusion of variable lease payments that depend on an index or a rate in the initial measurement of the lease liability using the index or rate at the commencement date;
- application of a practical expedient to permit a lessee to elect not to separate non-lease components and instead account for all components as a lease; and
- additional disclosure requirements.

The transitional provisions of AASB 16 allow a lease to either retrospectively apply the Standard to comparatives in line with AASB 108 or recognise the cumulative effect of retrospective application as an adjustment to opening equity at the date of initial application.

The directors anticipate that the adoption of AASB 16 will not have a material impact on the Group's recognition of leases and disclosures.

**t) Comparative Figures**

When required by Accounting Standards, comparative figures have been adjusted to conform to changes in presentation for the current financial year.

**Note 2: Revenue**

	<b>Consolidated</b>	
	<b>2018</b>	<b>2017</b>
	<b>\$</b>	<b>\$</b>
Interest received	4,333	7,902
Sale of tenements	-	5,000
Sale of assets	-	1,200
Income received under option agreement	79,641	-
	<u>83,974</u>	<u>14,102</u>

## NOTES TO THE FINANCIAL STATEMENTS

### For the year ended 30 June 2018

#### Note 3: Income Tax

(a) Income tax recognised in profit

No income tax is payable by the Company as it recorded losses for income tax purposes for the year.

(b) Numerical reconciliation between income tax expense and the loss before income tax.

	Consolidated	
	2018	2017
	\$	\$
Loss before income tax	(1,272,175)	(1,354,318)
Income tax at 27.5% (2017: 27.5%)	(349,848)	(372,437)
Tax effect of:		
Deferred tax asset not recognised	268,217	407,870
Movement in unrecognised temporary differences	81,105	(35,499)
Tax effect of permanent differences	526	66
Income tax benefit	-	-

(c) Unrecognised deferred tax balances

Revenue tax losses available to the Company	24,317,023	23,341,687
Potential tax benefit at 27.5% (2017: 27.5%)	6,687,181	6,418,964

A deferred tax asset attributable to income tax losses has not been recognised at reporting date as the probability criteria disclosed in Note 1(c) is not satisfied and such benefit will only be available if the conditions of deductibility, also disclosed in Note 1(c), are satisfied.

#### Note 4: Dividends

No dividends were paid or declared since the start of the financial year. No recommendation for payment of dividends has been made.

#### Note 5: Trade and Other Receivables

	Consolidated	
	2018	2017
	\$	\$
<b>Current</b>		
Other receivables	20,461	13,379
Prepayments	5,399	10,353
GST and VAT	98,671	-
	124,531	23,732

None of the trade and other receivables are past due date.

**NOTES TO THE FINANCIAL STATEMENTS**  
**For the year ended 30 June 2018**

**Note 6: Plant and Equipment**

	Plant and equipment \$	Motor vehicles \$	IT equipment \$	Leasehold Improvements \$	Total \$
Balance at 1 July 2016	100,009	-	719	4,148	104,876
Additions / (disposals) and writeoffs	35,618	-	2,584	-	38,202
Depreciation / writeback on disposals	(21,403)*	-	(1,001)	(1,382)	(23,786)
Balance at 30 June 2017	114,224	-	2,302	2,766	119,292
At cost	162,739	1,124	20,344	6,907	191,114
Accumulated depreciation	(48,515)	(1,124)	(18,042)	(4,141)	(71,822)
Balance at 30 June 2017	114,224	-	2,302	2,766	119,292
Balance at 1 July 2017	114,224	-	2,302	2,766	119,292
Additions / (disposals) and writeoffs	115,258	-	1,504	-	116,762
Depreciation / writeback on disposals	(27,973)*	-	(1,012)	(1,381)	(30,366)
Balance at 30 June 2018	201,509	-	2,794	1,385	205,688
At cost	277,997	-	21,848	6,907	306,752
Accumulated depreciation	(76,488)	-	(19,054)	(5,522)	(101,064)
Balance at 30 June 2018	201,509	-	2,794	1,385	205,688

\* Inclusive of depreciation capitalised to exploration and evaluation expenditure.

**Note 7: Exploration and Evaluation Expenditure**

Costs carried forward in respect of areas of interest in the following phases:

	<b>Consolidated</b>	
	<b>2018</b> \$	<b>2017</b> \$
Exploration and evaluation phase – at cost		
Balance at 1 July	2,228,409	334,315
Expenditure incurred (including exchange rate movements)	3,079,590	1,895,153
Expenditure written off	-	(1,059)
Balance at 30 June	5,307,999	2,228,409

**NOTES TO THE FINANCIAL STATEMENTS**  
For the year ended 30 June 2018

**Note 8(a): Trade and Other Payables (current)**

	<b>Consolidated</b>	
	<b>2018</b>	<b>2017</b>
	<b>\$</b>	<b>\$</b>
Trade and other creditors	259,394	114,780
Accrued liabilities	43,253	30,678
	<u>302,647</u>	<u>145,458</u>

None of the payables are past due date.

**Note 8(b): Income Received in Advance (current)**

	<b>Consolidated</b>	
	<b>2018</b>	<b>2017</b>
	<b>\$</b>	<b>\$</b>
Income received in advance under an option agreement with South32*	277,988	-
	<u>277,988</u>	<u>-</u>

\*During the financial year, the Company received funds from South32 as consideration for an option to negotiate an earn-in agreement with the Company. The funds received must be used to undertake and prepare a final report on a geophysical survey at the Greater Riqueza project. As at 30 June 2018, the survey and final report were in progress and, as a consequence, part of the funds received are treated as income received in advance. The Company expects the survey and final report to be completed in the year ended 30 June 2019 at which time all income received in advance will be recorded as revenue.

**Note 9: Contributed Equity**

	<b>Consolidated</b>	
	<b>2018</b>	<b>2017</b>
	<b>\$</b>	<b>\$</b>
a) Paid up capital		
2,592,788,159 ordinary shares (30 June 2017: 2,286,244,757 ordinary shares)	<u>37,270,505</u>	<u>35,742,124</u>
b) Movements in shares on issue	<b>No of shares</b>	<b>Paid up capital</b>
		<b>\$</b>
Balance at 30 June 2016	<u>1,238,480,149</u>	<u>29,599,029</u>
Issued 21 July 2016	107,497,121	429,988
Issued 29 July 2016	402,144,385	1,608,578
Issued 12 August 2016	217,095,828	868,383
Issued 15 September 2016	10,000,000	50,000
Issued 12 October 2016	44,227,274	486,500
Issued 24 October 2016	80,000,000	880,000
Issued 14 November 2016	140,000,000	1,540,000
Issued 9 February 2017	46,800,000	942,401
Transaction costs from issue of shares	-	(662,755)
Balance at 30 June 2017	<u>2,286,244,757</u>	<u>35,742,124</u>
Issued 6 July 2017	18,212,110	270,851
Issued 22 November 2017	30,247,705	280,388
Issued 12 December 2017	160,611,625	963,670
Issued 22 December 2017*	70,000,000	385,000
Issued 2 March 2018	26,666,667	160,000
Issued 12 April 2018	805,295	5,000
Transaction costs from issue of shares*	-	(536,527)
Balance at 30 June 2018	<u>2,592,788,159</u>	<u>37,270,506</u>

\* On 22 December 2017, 70,000,000 shares were issued as collateral only, and pursuant to the controlled placement facility with Acuity Capital, for nil consideration. For financial reporting purposes only, a nominal value of \$385,000, based on the market price of these shares at the time of issue, has been recognised here.

**NOTES TO THE FINANCIAL STATEMENTS****For the year ended 30 June 2018****Note 9: Contributed Equity (continued)**

## c) Movements in options on issue

There were nil options issued and nil outstanding options over unissued ordinary shares during the financial year.

## d) Ordinary shares

Ordinary shares have the right to receive dividends as declared and, in the event of winding up of the Company, to participate in the proceeds from the sale of all surplus assets in proportion to the number of and amounts paid up on shares held.

**Note 10: Interests of Key Management Personnel**

## a) Key management personnel compensation

Refer to the Remuneration Report contained in the Director's Report for details of the remuneration paid to each member of the Company's key management personnel for the year ended 30 June 2018. The totals of remuneration paid to key management personnel of the Company during the year are as follows:

	<b>Consolidated</b>	
	<b>2018</b>	<b>2017</b>
	<b>\$</b>	<b>\$</b>
Short-term employee benefits (i)	516,259	466,000
Other payments (ii)	7,200	7,200
Post-employment benefits (iii)	47,825	58,612
	<b>571,284</b>	<b>531,812</b>

(i) Includes payments for salaries, director fees and consulting fees.

(ii) Includes allowances.

(iii) Includes superannuation contributions.

## b) Key management personnel shareholdings

The number of ordinary shares in Inca Minerals Limited held by key management personnel of the Company during the financial year is as follows:

<b>2018</b>				
<b>Name</b>	<b>Opening balance 1 July 2017</b>	<b>Additions</b>	<b>Disposals</b>	<b>Closing balance 30 June 2018</b>
Ross Brown	31,411,762	-	-	31,411,762
Gareth Lloyd	-	-	-	-
Justin Walawski	2,448,001	612,001	-	3,060,002
<b>Totals</b>	<b>33,859,763</b>	<b>612,001</b>	<b>-</b>	<b>34,471,764</b>

<b>2017</b>				
<b>Name</b>	<b>Opening balance 1 July 2016</b>	<b>Additions</b>	<b>Disposals</b>	<b>Closing balance 30 June 2017</b>
Ross Brown	24,274,508	7,137,254	-	31,411,762
Gareth Lloyd	-	-	-	-
Justin Walawski	1,632,000	816,001	-	2,448,001
<b>Totals</b>	<b>25,906,508</b>	<b>7,953,255</b>	<b>-</b>	<b>33,859,763</b>

**NOTES TO THE FINANCIAL STATEMENTS****For the year ended 30 June 2018****Note 11: Related Party Transactions**

Other transactions and balances with directors and other key management personnel.

*Corporate Advisory*

During the financial year, nil excluding GST (2017: \$12,000) was paid to Element Capital Pty Ltd (**Element**), a company related to Mr Gareth Lloyd, for the provision of corporate advisory services. Element's engagement as a corporate advisor to the Company ceased on 16 August 2016.

**Note 12: Loss Per Share**

	<b>Consolidated</b>	
	<b>2018</b>	<b>2017</b>
	<b>\$</b>	<b>\$</b>
a) Basic Earnings Per Share		
Loss used in calculating basic earnings per share	(1,272,175)	(1,354,318)
Weighted average number of ordinary shares on issue during the year used as the denominator in calculating basic loss per share	2,455,775,129	2,101,128,089
Basic loss per share (cents)	(0.05)	(0.06)
b) Diluted loss per share (cents)		

Diluted loss per share is the same as basic loss per share as there are no potential ordinary shares at 30 June 2018 that are dilutive.

**Note 13: Cash Flow Information**

a) Reconciliation of the net loss after income tax to the net cash flows from operating activities	<b>Consolidated</b>	
	<b>2018</b>	<b>2017</b>
	<b>\$</b>	<b>\$</b>
Net loss for the year	(1,272,175)	(1,354,318)
Depreciation	7,558	8,430
Impairment of Peruvian value added tax	264,382	221,007
Foreign exchange (gains) / losses	9,497	109,056
Exploration and evaluation expenditure written off	-	1,059
Capitalised exploration expenditure	391,618	334,237
Professional fees paid in share capital	5,000	-
Changes in assets and liabilities		
(Increase) / decrease in trade and other receivables	(100,799)	118,256
Increase / (decrease) in trade and other payables	435,177	(6,825)
(Decrease) in provisions	(1,266)	(12,749)
Net cash outflow from operating activities	(261,008)	(581,847)
(b) Reconciliation of cash and cash equivalents		
Cash balance comprises: cash assets	789,315	3,130,990
(c) Non-cash financing activities		

The Company undertook no non-cash financing activities during the financial year.



**NOTES TO THE FINANCIAL STATEMENTS**  
**For the year ended 30 June 2018**

**Note 14: Expenditure Commitments**

The Group has certain commitments to meet minimum expenditure requirements on the mineral exploration assets in which it has an interest. These commitments are optional and only required if the Company wishes to maintain its rights of earn-in or rights of tenure. Outstanding exploration commitments for not later than one year and for between one and five years are as follows:

	Consolidated 2018 \$	Consolidated 2017 \$
Not later than one year	646,501	545,546
Between one and five years	2,637,777	3,061,706
	3,284,278	3,607,252

The exploration expenditure commitments above include commitments related to agreements for the acquisition of interests in mining concessions pertaining to the Group's Greater Riqueza (**Riqueza**) and Cerro Rayas projects in Peru. As at 30 June 2018 the Group has met all its obligations in respect of the agreements and all future exploration commitments are payable at the Group's discretion and dependent upon the Group acquiring the exclusive rights to the mining concessions. The key terms of the agreements pertaining to concessions within the Riqueza and Cerro Rayas projects are set out below.

**1. Riqueza Project:** A 5-year mining concession transfer option and assignment agreement granting the Group the exclusive option to acquire 100% interest in a mining concession called Nueva Santa Rita and referred to as the Riqueza Project. The Group has the exclusive right to terminate at any time during the transfer option and assignment period and any unpaid amounts are not payable to the vendor. Other key terms are:

Total Mining Concession Transfer Option & Assignment ( <b>MCTOA</b> ) Consideration	US\$1,773,000
Payment Timing of MCTOA Consideration	MCTOA Payment on Execution Date ( <b>ED</b> ): US\$30,000* MCTOA Payment 6 months from ED: US\$20,000* MCTOA Payment 12 months from ED: US\$50,000* MCTOA Payment 18 months from ED: US\$60,000* MCTOA Payment 24 months from ED: US\$50,000* MCTOA Payment 30 months from ED: US\$63,000 MCTOA Payment 36 months from ED: US\$100,000 MCTOA Payment 42 months from ED: US\$100,000 MCTOA Payment 48 months from ED: US\$150,000 MCTOA Payment 54 months from ED: US\$150,000 MCTOA Payment 60 months from ED: US\$1,000,000
Mining assignment period	5 years from the Execution Date (17 May 2016)
NSR Royalty	2% NSR. The Group has a 20-year option to buy back 50% of the NSR for US\$1,000,000 leaving a 1% NSR to the vendor.
Cancellability	The Group has the exclusive right to terminate at any time during the option and assignment period without cost or penalty. Any unpaid amounts are not payable to the vendor.

\* As at the date of the Directors' Declaration, the Group has met all applicable commitments under the agreement.

## NOTES TO THE FINANCIAL STATEMENTS

For the year ended 30 June 2018

## Note 14: Expenditure Commitments (continued)

**2. Cerro Rayas Project - La Elegida I Concession:** A 2.5-year mining concession transfer option and assignment agreement commencing 10 October 2016 granting the Group the exclusive option to acquire 100% interest in a mining concession known as La Elegida I which forms part of the Group's Cerro Rayas Project. The Group has the exclusive right to terminate at any time during the transfer option and assignment period and any unpaid amounts are not payable to the vendor. Other key terms are:

Total Mining Concession Transfer Option and Assignment ( <b>MCTOA</b> ) Consideration	US\$240,000
Payment Timing of MCTOA Consideration	Mining assignment and purchase option payments ( <b>MAPOP</b> ): MAPOP on Commencement Date ( <b>CD</b> ): US\$15,000* MAPOP on or before 9 months from CD: US\$6,000* MAPOP on or before 12 months from CD: US\$20,000* MAPOP on or before 18 months from CD: US\$74,000* MAPOP on or before 19-30 months from CD: US\$5,000 per month MAPOP on or before 30 months from CD: US\$65,000
Mining assignment period	2.5 years from the Commencement Date (10 October 2016)
Cancellability	The Group has the exclusive right to terminate at any time during the option and assignment period without cost or penalty. Any unpaid amounts are not payable to the vendor.

\* As at the date of the Directors' Declaration, the Group has met all applicable commitments under the agreement.

**3. Cerro Rayas Project - La Elegida Concession:** A 2-year mining concession transfer option and assignment agreement commencing 30 June 2017 granting the Group the exclusive option to acquire 100% interest in a mining concession known as La Elegida which forms part of the Group's Cerro Rayas Project. The Group has the exclusive right to terminate at any time during the transfer option and assignment period and any unpaid amounts are not payable to the vendor. Other key terms are:

Total Mining Concession Transfer Option and Assignment ( <b>MCTOA</b> ) Consideration	US\$245,000
Payment Timing of MCTOA Consideration	Mining assignment and purchase option payments ( <b>MAPOP</b> ): MAPOP on Commencement Date ( <b>CD</b> ): US\$51,000* MAPOP on or before 6 months from CD: US\$11,000* MAPOP on or before 12 months from CD: US\$90,000* MAPOP on or before 13-24 months from CD: US\$4,000 per month MAPOP on or before 24 months from CD: US\$45,000
Mining assignment period	2 years from the Commencement Date (30 June 2017)
Cancellability	The Group has the exclusive right to terminate at any time during the option and assignment period without cost or penalty. Any unpaid amounts are not payable to the vendor.

\* As at the date of the Directors' Declaration, the Group has met all applicable commitments under the agreement.

**NOTES TO THE FINANCIAL STATEMENTS**

For the year ended 30 June 2018

**Note 14: Expenditure Commitments (continued)**

In addition to exploration expenditure commitments the Group has certain operating commitments pertaining to non-cancellable operating leases and agreements contracted for but not recognised in the financial statements:

	<b>Consolidated 2018 \$</b>	<b>Consolidated 2017 \$</b>
Not later than one year	50,598	44,903
Between one and five years	180	19,040
	<u>50,778</u>	<u>63,943</u>

**Note 15: Auditor's Remuneration**

Statutory audit by auditor of the parent company  
 Audit and review of financial statements of parent entity  
 Under provision from the prior year  
 Audit and review of financial statements of subsidiary entity

28,500	23,103
63	1,678
1,500	950
<u>30,063</u>	<u>25,731</u>
14,169	11,050
-	2,600
<u>14,169</u>	<u>13,650</u>

Statutory audit by auditor of Inca Minerales S.A.C.  
 Other services by auditor of Inca Minerales S.A.C.

**Note 16: Segment Information**

The Company has identified its operating segments based on the internal reports that are reviewed and used by the Board of directors (chief operating decision makers) in assessing performance and determining the allocation of resources. The Company operates in the segments of mineral exploration within Peru and Australia. The Company is domiciled in Australia. All revenue from external parties is generated from Australia only. Segment revenues are allocated based on the country in which the party is located. Operating revenues of approximately Nil (2017: Nil) are derived from a single external party. All the assets are located in Peru and Australia. Segment assets are allocated to countries based on where the assets are located.

<b>Reportable segments:</b>	<b>Australia \$</b>	<b>Peru \$</b>	<b>Consolidated \$</b>
Segment revenue			
2018	83,974	-	83,974
2017	14,102	-	14,102
Segment result			
2018	(618,072)	(654,103)	(1,272,175)
2017	(728,109)	(626,209)	(1,354,318)
Segment assets			
2018	491,117	5,936,416	6,427,533
2017	1,125,398	4,377,025	5,502,423
Segment liabilities			
2018	(456,035)	(210,072)	(666,107)
2017	(100,684)	(131,512)	(232,196)
Depreciation and amortisation expense			
2018	(2,584)	(4,974)	(7,558)
2017	(2,573)	(5,857)	(8,430)

**NOTES TO THE FINANCIAL STATEMENTS****For the year ended 30 June 2018****Note 17: Financial Risk Management Objectives and Policies****(a) Interest rate risk**

The Company's exposure to interest rate risk which is the risk that a financial instruments value will fluctuate as a result of changes in market interest rates and the effective weighted average interest rate for each class of financial assets and financial liabilities as set out below:

	<b>Weighted average interest rate (%)</b>	<b>Non- interest bearing \$</b>	<b>Floating interest rate \$</b>	<b>Fixed interest maturing 1 year or less \$</b>	<b>Fixed interest maturing 1 to 5 years \$</b>	<b>Total \$</b>
<b>30 June 2018</b>						
Cash and cash equivalents	0.29	392,785	376,530	20,000	-	789,315
<b>30 June 2017</b>						
Cash and cash equivalents	0.18	2,250,133	860,857	20,000	-	3,130,990

**(a) Interest rate sensitivity analysis**

At 30 June 2018, if interest rates had changed by 25 basis points during the entire year with all other variables held constant, profit for the year and equity would have been \$4,900 higher/lower (2017: \$4,103), mainly as a result of higher/lower interest income from cash and cash equivalents.

A 25-basis point increase or decrease is used when reporting interest rate risk internally to key management personnel and represents management's assessment of the possible change in interest rates.

**(b) Credit risk**

The maximum exposure to credit risk at reporting date on financial assets of the Company is the carrying amount, net of any provisions for doubtful debts, as disclosed in the statement of financial position and notes to the financial statements.

**(c) Commodity price risk**

The Company is not exposed to commodity price risk as the operations of the Company are not yet at the production stage.

**(d) Liquidity risk**

The Company manages liquidity risk by monitoring forecast cash flows.

The table below analyses the entity's financial liabilities into relevant maturity groupings based on the remaining period from the statement of financial position date to the contractual maturity date. As the amounts disclosed in the table are the contractual undiscounted cash flows, these balances will not necessarily agree with the amounts disclosed in the statement of financial position.

## NOTES TO THE FINANCIAL STATEMENTS

For the year ended 30 June 2018

## Note 17: Financial Risk Management Objectives and Policies (continued)

	Less than 6 months \$	6 months to 1 year \$	1 to 5 years \$	Total \$
<b>30 June 2018</b>				
<b>Financial liabilities due for payment</b>				
Trade and other payables	(302,647)	-	-	(302,647)
	(302,647)	-	-	(302,647)
<b>Financial assets – cash flows realisable</b>				
Cash assets	789,315	-	-	789,315
Trade and other receivables	124,531	-	-	124,531
	913,846	-	-	913,846
<b>Net (outflow)/inflow on financial instruments</b>	<b>611,199</b>	<b>-</b>	<b>-</b>	<b>611,199</b>
<b>30 June 2017</b>				
<b>Financial liabilities due for payment</b>				
Trade and other payables	(145,458)	-	-	(145,458)
	(145,458)	-	-	(145,458)
<b>Financial assets – cash flows realisable</b>				
Cash assets	3,130,990	-	-	3,130,990
Trade and other receivable	13,379	-	-	13,379
	3,144,369	-	-	3,144,369
<b>Net (outflow)/inflow on financial instruments</b>	<b>2,998,911</b>	<b>-</b>	<b>-</b>	<b>2,998,911</b>

There were no Level 2 or Level 3 financial instruments.

## (e) Foreign exchange risk

The Company is exposed to foreign exchange risk as certain transactions are denominated in United States Dollars and Peruvian Nuevos Soles as a result of operating in Peru.

## (f) Net fair value of financial assets and liabilities

The carrying amounts of financial instruments included in the statement of financial position approximate their fair values due to their short terms of maturity.

**Note 18: Events Subsequent to Reporting Date**

On 2 August 2018, the Company issued 27,500,000 fully paid ordinary shares at \$0.005 per share, raising \$137,500 (before associated costs).

On 22 August 2018, the Company announced that it had received from South32 an Earn-in Option Exercise Notice to negotiate an earn-in agreement over the Company's Greater Riqueza Project.

On 5 September 2018, as part of a rights issue and pursuant to a Prospectus dated 2 August 2018 (**Prospectus**), the Company issued 136,128,818 fully paid ordinary shares at \$0.005 per share, with each share having a free attaching option exercisable at \$0.012 on or before 7 August 2020, raising \$680,644 (before associated costs). The options issued constitute a new class of traded securities and are quoted on the ASX with the code ICGO. On 19 September 2018, and pursuant to the Prospectus, the Company issued a further 32,961,000 shortfall securities (fully paid ordinary shares each with a free attaching option exercisable at \$0.012 per share and expiring on 7 August 2020) at \$0.005 per share to raise \$164,805 (before associated costs).

No other matters or circumstances have arisen since the end of the financial year which significantly affected or may significantly affect the Company's operations or the state of affairs of the Company in future financial years.

**Note 19: Contingent Liabilities**

There are no contingent liabilities at reporting date.

**Note 20: Controlled Entities**

	Country of Incorporation	Percentage Controlled (%)	
		2018	2017
Subsidiaries of Inca Minerals Limited:			
Urcaguay Pty Ltd	Australia	100	100
Inca Minerales S.A.C.	Peru	100	100
Dos Colinas S.A.C.	Peru	100	100
Hydra Minerals Ltd	Australia	100	100
Dingo Minerals Pty Ltd	Australia	100	100

**Note 21: Parent Information**

	2018	2017
	\$	\$
<i>Financial position</i>		
<b>Assets</b>		
Current assets	487,088	890,405
Non-current assets	5,730,207	4,480,506
<b>Total assets</b>	<b>6,217,295</b>	<b>5,370,911</b>
<b>Liabilities</b>		
Current liabilities	(455,535)	(100,684)
Non-current liabilities	-	-
<b>Total liabilities</b>	<b>(455,535)</b>	<b>(100,684)</b>
<b>Net Assets</b>	<b>5,761,760</b>	<b>5,270,227</b>
<b>Equity</b>		
Issued capital	37,270,506	35,742,124
Accumulated Losses	(31,508,746)	(30,471,897)
<b>Total equity</b>	<b>5,761,760</b>	<b>5,270,227</b>
<i>Financial performance</i>		
(Loss) for the year	(1,036,849)	(1,350,380)
Other comprehensive income	-	-
<b>Total comprehensive income</b>	<b>(1,036,849)</b>	<b>(1,350,380)</b>

**NOTES TO THE FINANCIAL STATEMENTS****For the year ended 30 June 2018****Note 21: Parent Information (continued)**

There are no guarantees entered into by the parent entity in relation to the debts of its subsidiaries. There are no contingent liabilities of the parent entity as at the reporting date.

There are no contractual commitments by the parent entity for the acquisition of property, plant and equipment as at the reporting date.

The Company has certain operating commitments pertaining to non-cancellable operating leases and agreements contracted for but not recognised in the financial statements:

	<b>2018</b>	<b>2017</b>
	<b>\$</b>	<b>\$</b>
Not later than one year	17,780	19,200
Between one and five years	180	19,040
	<hr/> 17,960	<hr/> 38,240 <hr/>

**Note 22: Company Details**

The principal place of business of the Company is:

Inca Minerals Limited  
Suite 1, 16 Nicholson Road  
Subiaco, WA, 6008  
Australia


**DIRECTORS' DECLARATION**

The Directors of the Company declare that:

1. the financial statements and notes, as set out on pages 10 to 37, are in accordance with the *Corporations Act 2001* and:
  - a. comply with Accounting Standards, which, as stated in accounting policy Note 1 to the financial statements, constitutes explicit and unreserved compliance with International Financial Reporting Standards (IFRS);
  - b. give a true and fair view of the financial position as at 30 June 2018 and of the performance for the year ended on that date of the Group;
2. the Directors have been given the declarations required by s295A of the *Corporations Act 2001* that:
  - a. the financial records of the Company for the financial year have been properly maintained in accordance with s286 of the *Corporations Act 2001*;
  - b. the financial statements and notes for the financial year comply with Accounting Standards;
  - c. the financial statements and notes for the financial year give a true and fair view;
3. in the Directors' opinion there are reasonable grounds to believe that the Company will be able to pay its debts as and when they become due and payable.

This declaration is made in accordance with a resolution of the Board of Directors.

On behalf of the Directors:



Justin Walawski  
Director

Dated at Perth this 28th day of September 2018



**AUDITOR'S INDEPENDENCE DECLARATION UNDER S 307C OF THE CORPORATIONS ACT 2001  
TO THE DIRECTORS OF INCA MINERALS LIMITED**

Stantons International Audit and Consulting Pty Ltd  
trading as

**Stantons International**  
Chartered Accountants and Consultants

PO Box 1908  
West Perth WA 6872  
Australia  
Level 2, 1 Walker Avenue  
West Perth WA 6005  
Australia  
Tel: +61 8 9481 3188  
Fax: +61 8 9321 1204  
ABN: 84 144 581 519  
www.stantons.com.au

28 September 2018

The Directors  
Inca Minerals Limited  
Suite 1, 16 Nicholson Road  
Subiaco WA 6008

Dear Sirs

**RE: INCA MINERALS LIMITED**

In accordance with section 307C of the *Corporations Act 2001*, I am pleased to provide the following declaration of independence to the directors of Inca Minerals Limited.

As Audit Director for the audit of the financial statements of Inca Minerals Limited for the year ended 30 June 2018, I declare that to the best of my knowledge and belief, there have been no contraventions of:

- (i) the auditor independence requirements of the *Corporations Act 2001* in relation to the audit; and
- (ii) any applicable code of professional conduct in relation to the audit.

Yours faithfully,

**STANTONS INTERNATIONAL AUDIT AND CONSULTING PTY LTD**  
(Trading as Stantons International)  
(An Authorised Audit Company)



**Samir Tirodkar**  
Director

## INDEPENDENT AUDITOR'S REPORT TO THE MEMBERS OF INCA MINERALS LIMITED

Stantons International Audit and Consulting Pty Ltd  
trading as

**Stantons International**  
Chartered Accountants and Consultants

PO Box 1908  
West Perth WA 6872  
Australia

Level 2, 1 Walker Avenue  
West Perth WA 6005  
Australia

Tel: +61 8 9481 3188  
Fax: +61 8 9321 1204

ABN: 84 144 581 519  
www.stantons.com.au

INDEPENDENT AUDITOR'S REPORT  
TO THE MEMBERS OF  
INCA MINERALS LIMITED**Report on the Audit of the Financial Report****Opinion**

We have audited the financial report of Inca Minerals Limited (the Company and its subsidiaries ("the Group")), which comprises the consolidated statement of financial position as at 30 June 2018, the consolidated statement of comprehensive income, the consolidated statement of changes in equity and the consolidated statement of cash flows for the year then ended, and notes to the financial statements, including a summary of significant accounting policies, and the directors' declaration.

In our opinion, the accompanying financial report of the Group is in accordance with the *Corporations Act 2001*, including:

- (i) giving a true and fair view of the Group's financial position as at 30 June 2018 and of its financial performance for the year then ended; and
- (ii) complying with Australian Accounting Standards and the Corporations Regulations 2001.

**Basis for Opinion**

We conducted our audit in accordance with Australian Auditing Standards. Our responsibilities under those standards are further described in the Auditor's Responsibilities for the Audit of the Financial Report section of our report. We are independent of the Group in accordance with the auditor independence requirements of the *Corporations Act 2001* and the ethical requirements of the Accounting Professional and Ethical Standards Board's APES 110 Code of Ethics for Professional Accountants (the Code) that are relevant to our audit of the financial report in Australia. We have also fulfilled our other ethical responsibilities in accordance with the Code.

We believe that the audit evidence we have obtained is sufficient and appropriate to provide a basis for our opinion.

**Material Uncertainty Related to Going Concern**

Without modification to the audit opinion expressed above, attention is drawn to the following matter.

As referred to in note 1 to the financial report, the financial report has been prepared on a going concern basis. At 30 June 2018, the Group had net assets of \$5,761,426, cash and cash equivalents of \$789,315 and a net working capital surplus of \$247,739. The Group had incurred a loss for the year ended 30 June 2018 of \$1,272,175.

The ability of the Group to continue as a going concern and meet its exploration and administration commitments is dependent upon the Group raising further working capital, commencing profitable operations or reducing ongoing commitments. In the event the Group is unable to raise further working capital and/or commence profitable operations and/or reduce ongoing commitments, the Group may not be able to meet its liabilities as they fall due, or realise its assets at their stated values.

**Key Audit Matters**

In addition to the matter described in the Material Uncertainty Related to Going Concern section, we have determined the matters below to be Key Audit Matters to be communicated in our report.



## INDEPENDENT AUDITOR'S REPORT TO THE MEMBERS OF INCA MINERALS LIMITED

Stantons International

Key audit matters are those matters that, in our professional judgement, were of most significance in our audit of the financial report of the current period. These matters were addressed in the context of our audit of the financial report as a whole, and in forming our opinion thereon, and we do not provide a separate opinion on these matters.

Key Audit Matters	How the matter was addressed in the audit
<p><b><i>Carrying Value of Capitalised Exploration and Evaluation Expenditure</i></b></p> <p>As at 30 June 2018, Capitalised Exploration and Evaluation expenditure totals \$5,307,999 (refer to Note 7 of the financial report).</p> <p>The carrying value of Capitalised Exploration and Evaluation expenditure is a key audit matter due to:</p> <ul style="list-style-type: none"> <li>• The significance of the total balance (83% of total assets);</li> <li>• The necessity to assess management's application of the requirements of the accounting standard Exploration for and Evaluation of Mineral Resources ("AASB 6"), in light of any indicators of impairment that may be present; and</li> <li>• The assessment of significant judgements made by management in relation to the Capitalised Exploration and Evaluation Expenditure.</li> </ul>	<p>Inter alia, our audit procedures included the following:</p> <ol style="list-style-type: none"> <li>Assessing the Group's right to tenure over exploration assets by corroborating the ownership of the relevant licences for mineral resources to government registries and relevant third party documentation;</li> <li>Reviewing the directors' assessment of the carrying value of the exploration and evaluation expenditure, ensuring the veracity of the data presented and that management has considered the effect of potential impairment indicators, commodity prices and the stage of the Group's projects against AASB 6;</li> <li>Evaluation of Group documents for consistency with the intentions for the continuing of exploration and evaluation activities in certain areas of interest, and corroborated with enquiries of management. Inter alia, the documents we evaluated included: <ul style="list-style-type: none"> <li>▪ Minutes of meetings of the board and management;</li> <li>▪ Announcements made by the Group to the Australian Securities Exchange; and</li> <li>▪ Cash flow forecasts; and</li> </ul> </li> <li>Consideration of the requirements of accounting standard AASB 6. We assessed the financial statements in relation to AASB 6 to ensure appropriate disclosures are made.</li> </ol>
<p><b><i>Contributed Equity</i></b></p> <p>The Group's Contributed Equity amounted to \$37,270,506. During the reporting period, 306,543,402 ordinary shares were issued resulting in an increase in Contributed Equity of \$1,528,382 (net of capital raising costs).</p> <p>Contributed Equity is a key audit matter due to:</p> <ul style="list-style-type: none"> <li>• the quantum of share capital issued during the year; and</li> <li>• the varied nature of the movements during the year.</li> </ul> <p>We have spent significant audit effort on ensuring the Contributed Equity was appropriately accounted for and disclosed.</p>	<p>Inter alia, our audit procedures included the following:</p> <ol style="list-style-type: none"> <li>Obtaining an understanding of the underlying transactions;</li> <li>Verifying all issued capital movements to the relevant ASX announcements;</li> <li>Vouching proceeds from capital raisings to bank statements and other relevant supporting documentation;</li> <li>Verifying underlying capital raising costs and ensuring these costs were appropriately recorded;</li> <li>Ensuring consideration for services provided are measured in accordance with AASB 2 Share-Based Payments and agreed the related costs to relevant supporting documentation; and</li> <li>Ensuring the requirements of the relevant accounting standards and disclosures achieve fair presentation and reviewing the financial statements to ensure appropriate disclosures are made.</li> </ol>



## INDEPENDENT AUDITOR'S REPORT TO THE MEMBERS OF INCA MINERALS LIMITED

Stantons International**Other Information**

The directors are responsible for the other information. The other information comprises the information included in the Group's annual report for the year ended 30 June 2018, but does not include the financial report and our auditor's report thereon.

Our opinion on the financial report does not cover the other information and accordingly we do not express any form of assurance conclusion thereon.

In connection with our audit of the financial report, our responsibility is to read the other information and, in doing so, consider whether the other information is materially inconsistent with the financial report or our knowledge obtained in the audit or otherwise appears to be materially misstated. If, based on the work we have performed, we conclude that there is a material misstatement of this other information, we are required to report that fact. We have nothing to report in this regard.

**Responsibilities of the Directors for the Financial Report**

The directors of the Company are responsible for the preparation of the financial report that gives a true and fair view in accordance with Australian Accounting Standards and the *Corporations Act 2001* and for such internal control as the directors determine is necessary to enable the preparation of the financial report that gives a true and fair view and is free from material misstatement, whether due to fraud or error.

In preparing the financial report, the directors are responsible for assessing the ability of the Group to continue as a going concern, disclosing, as applicable, matters related to going concern and using the going concern basis of accounting unless the directors either intend to liquidate the Group or to cease operations, or has no realistic alternative but to do so.

**Auditor's Responsibilities for the Audit of the Financial Report**

Our objectives are to obtain reasonable assurance about whether the financial report as a whole is free from material misstatement, whether due to fraud or error, and to issue an auditor's report that includes our opinion. Reasonable assurance is a high level of assurance, but is not a guarantee that an audit conducted in accordance with the Australian Auditing Standards will always detect a material misstatement when it exists. Misstatements can arise from fraud or error and are considered material if, individually or in the aggregate, they could reasonably be expected to influence the economic decisions of users taken on the basis of this financial report.

As part of an audit in accordance with Australian Auditing Standards, we exercise professional judgement and maintain professional scepticism throughout the audit. An audit involves performing procedures to obtain audit evidence about the amounts and disclosures in the financial report.

The procedures selected depend on the auditor's judgement, including the assessment of the risks of material misstatement of the financial report, whether due to fraud or error. In making those risk assessments, the auditor considers internal control relevant to the entity's preparation of the financial report that gives a true and fair view in order to design audit procedures that are appropriate in the circumstances, but not for the purpose of expressing an opinion on the effectiveness of the entity's internal control.

The risk of not detecting a material misstatement resulting from fraud is higher than for one resulting from error, as fraud may involve collusion, forgery, intentional omissions, misrepresentations, or the override of internal control.

An audit also includes evaluating the appropriateness of accounting policies used and the reasonableness of accounting estimates made by the Directors, as well as evaluating the overall presentation of the financial report.

We conclude on the appropriateness of the Directors' use of the going concern basis of accounting and, based on the audit evidence obtained, whether a material uncertainty exists related to events or conditions that may cast significant doubt on the Group's ability to continue as a going concern. If we conclude that a material uncertainty exists, we are required to draw attention in our auditor's report to the related disclosures in the financial report or, if such disclosures are inadequate, to modify our opinion. Our conclusions are based on the audit evidence obtained up to the date of our auditor's report. However, future events or conditions may cause the Group to cease to continue as a going concern.

We evaluate the overall presentation, structure and content of the financial report, including the disclosures, and whether the financial report represents the underlying transactions and events in a manner that achieves fair presentation.

## INDEPENDENT AUDITOR'S REPORT TO THE MEMBERS OF INCA MINERALS LIMITED

Stantons International

We obtain sufficient appropriate audit evidence regarding the financial information of the entities or business activities within the Group to express an opinion on the financial report. We are responsible for the direction, supervision and performance of the group audit. We remain solely responsible for our audit opinion.

We communicate with the Directors regarding, among other matters, the planned scope and timing of the audit and significant audit findings, including any significant deficiencies in internal control that we identify during our audit.

The Auditing Standards require that we comply with relevant ethical requirements relating to audit engagements. We also provide the Directors with a statement that we have complied with relevant ethical requirements regarding independence, and to communicate with them all relationships and other matters that may reasonably be thought to bear on our independence, and where applicable, related safeguards.

From the matters communicated with the Directors, we determine those matters that were of most significance in the audit of the consolidated financial report of the current period and are therefore key audit matters. We describe these matters in our auditor's report unless law or regulation precludes public disclosure about the matter or when, in extremely rare circumstances, we determine that a matter should not be communicated in our report because the adverse consequences of doing so would reasonably be expected to outweigh the public interest benefits of such communication.

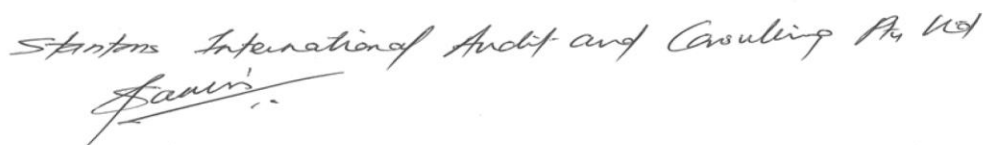
**Report on the Remuneration Report**

We have audited the Remuneration Report included in pages 7 to 9 of the directors' report for the year ended 30 June 2018. The directors of the Company are responsible for the preparation and presentation of the Remuneration Report in accordance with section 300A of the *Corporations Act 2001*. Our responsibility is to express an opinion on the Remuneration Report, based on our audit conducted in accordance with Australian Auditing Standards.

**Opinion on the Remuneration Report**

In our opinion, the Remuneration Report of Inca Minerals Limited for the year ended 30 June 2018 complies with section 300A of the *Corporations Act 2001*.

**STANTONS INTERNATIONAL AUDIT AND CONSULTING PTY LTD**  
(Trading as Stantons International)  
(An Authorised Audit Company)



**Samir Tirodkar**  
Director

West Perth, Western Australia  
28 September 2018