



**COUGAR METALS NL
AND CONTROLLED ENTITIES**

ABN 27 100 684 053

**ANNUAL REPORT
FOR THE YEAR ENDED 30 JUNE 2018**

TABLE OF CONTENTS

CORPORATE DIRECTORY	1
DIRECTORS' REPORT	2
AUDITOR'S INDEPENDENCE DECLARATION	17
FINANCIAL STATEMENTS	
CONSOLIDATED STATEMENT OF PROFIT OR LOSS AND OTHER COMPREHENSIVE INCOME	18
CONSOLIDATED STATEMENT OF FINANCIAL POSITION	19
CONSOLIDATED STATEMENT OF CHANGES IN EQUITY	20
CONSOLIDATED STATEMENT OF CASH FLOWS	21
NOTES TO THE FINANCIAL STATEMENTS	22
DIRECTORS' DECLARATION	50
INDEPENDENT AUDITOR'S REPORT	54
CORPORATE GOVERNANCE STATEMENT	60
ASX ADDITIONAL INFORMATION	63

Directors

Randal Swick
David Symons
Brian Thomas

Company Secretary

Brett Tucker

Registered Office

Ground Floor, 16 Ord Street
West Perth, Western Australia 6005

Auditors

Bentleys Audit & Corporate (WA) Pty Ltd.
Level 3, London House
216 St Georges Tce
West Perth, Western Australia 6000

Home Securities Exchange

ASX Limited
Exchange Plaza
2 The Esplanade
Perth, Western Australia 6000

ASX Code: CGM

Share Registry

Security Transfer Registrars Pty Ltd
770 Canning Highway
Applecross, Western Australia 6153
Telephone: +61 8 9315 2333
Facsimile: +61 8 9315 2233

Website

www.cgm.com.au

DIRECTORS' REPORT (CONTINUED)

Your Directors present their report on Cougar Metals NL (the "Company") and its controlled entities (together referred to as the "Group") for the financial year ended 30 June 2018.

DIRECTORS

The names of the Directors of the Company in office and at any time during, or since the end of the financial year are:

Randal Swick	Executive Chairman
David Symons	Non-Executive Director
Brian Thomas	Non-Executive Director

Directors have been in office since the start of the financial year and up to the date of this report unless otherwise stated.

COMPANY SECRETARY

Brett Tucker was appointed Company Secretary on 14 June 2017. Mr Tucker holds a Bachelor of Commerce, Accounting and Finance degree from the University of Western Australia and a Graduate Diploma of Chartered Accounting from the Institute of Chartered Accountants in Australia.

PRINCIPAL ACTIVITIES

The principal activities of the Company during the course of the financial year were:

- ii) geological review of the Pyke Hill Nickel-Cobalt laterite deposit to upgrade the existing resource to JORC 2012 standards and continuing assessment of development options for the project;
- iii) preliminary geological assessment of the Plateado Cobalt Project, Chile and the Ceara Lithium Project, Brazil;
- iv) geological assessment of the Toamasina Saprolitic Graphite Project, Madagascar and subsequent arbitration proceedings following of dispute with the Company's joint venture partner DNI Metals Inc; and
- v) finalisation of arbitration proceedings over the KPM property in the Shoal Lake Region of Ontario, Canada.

OPERATING RESULTS

The Statement of Profit or Loss and Other Comprehensive Income shows a net loss from ordinary activities after tax attributable to the members of the Group for the year ended 30 June 2018 of \$3,426,045 (2017 net loss: \$1,446,829).

The net asset deficiency of the Consolidated Entity as at 30 June 2018 was \$6,445,812 (2017 net asset deficiency: \$4,107,621).

DIVIDENDS PAID OR RECOMMENDED

The Directors recommend that no dividend be paid for the year ended 30 June 2018.

No amounts have been paid or declared by way of dividend since the end of the previous financial year.

REVIEW OF OPERATIONS

Pyke Hill

The Pyke Hill Nickel-Cobalt laterite deposit lies within the central portion of the Norseman-Wiluna greenstone Belt and is located approximately 100km south east of Leonora in Western Australia.

In September 2018 the Company released a JORC 2012 resource statement for the Pyke Hill Resource. A nickel envelope was interpreted using a 0.8% Ni cut-off. This provided a largely continuous horizon typically 25m to 30m in thickness (Figure 1). A distinct zone of cobalt enrichment is also present in the deposit.

A cobalt envelope was interpreted using a 0.08% Co cut-off which defined a largely continuous blanket of mineralisation typically 10m to 20m in thickness. The majority of the cobalt-rich blanket occurs within the upper part of the nickel envelope however in places it extends above the nickel envelope.

The deposit was delineated by Cougar with air core and RC drilling completed between 2005 and 2007. The Mineral Resource is now defined by a total of 249 drill holes for 9,824m. The Mineral Resources have been classified as Measured and Indicated Mineral Resources in accordance with the JORC Code, 2012 Edition and are shown in Table 1 below. This table represents the total deposit and is reported using a cut-off grade of > 0.8% Ni or > 0.08% Co.

Table 1: Pyke Hill June 2018 Mineral Resource (>0.8% Ni or > 0.08% Co)

Co Domain	Class	Tonnes	Ni	Co	Ni Metal	Co Metal
		Mt	%	%	Tonnes	Tonnes
High Co >0.08% Co	Measured	1.9	0.94	0.13	17,900	2,500
	Indicated	3.0	0.94	0.14	28,600	4,300
	Sub Total	5.0	0.94	0.14	46,500	6,800
Low Co >0.8% Ni, <0.08% Co	Measured	2.3	1.05	0.04	23,800	900
	Indicated	3.2	1.02	0.04	32,600	1,200
	Sub Total	5.5	1.03	0.04	56,500	2,100
Total >0.8% Ni or >0.08% Co	Measured	4.2	1.00	0.08	41,800	3,400
	Indicated	6.3	0.98	0.09	61,500	5,500
	Total	10.5	0.99	0.08	103,300	8,900

(Rounding discrepancies may occur in summary tables)

Refer to ASX announcement dated 11 September 2018 for associated JORC Table 1 disclosures, and further details.

Cougar holds the nickel and cobalt laterite rights over the Pyke Hill tenement subject to a 40c/tonne royalty (for mined and treated ore) to the vendors.

Cougar continues to assess development options for the Pyke Hill project.

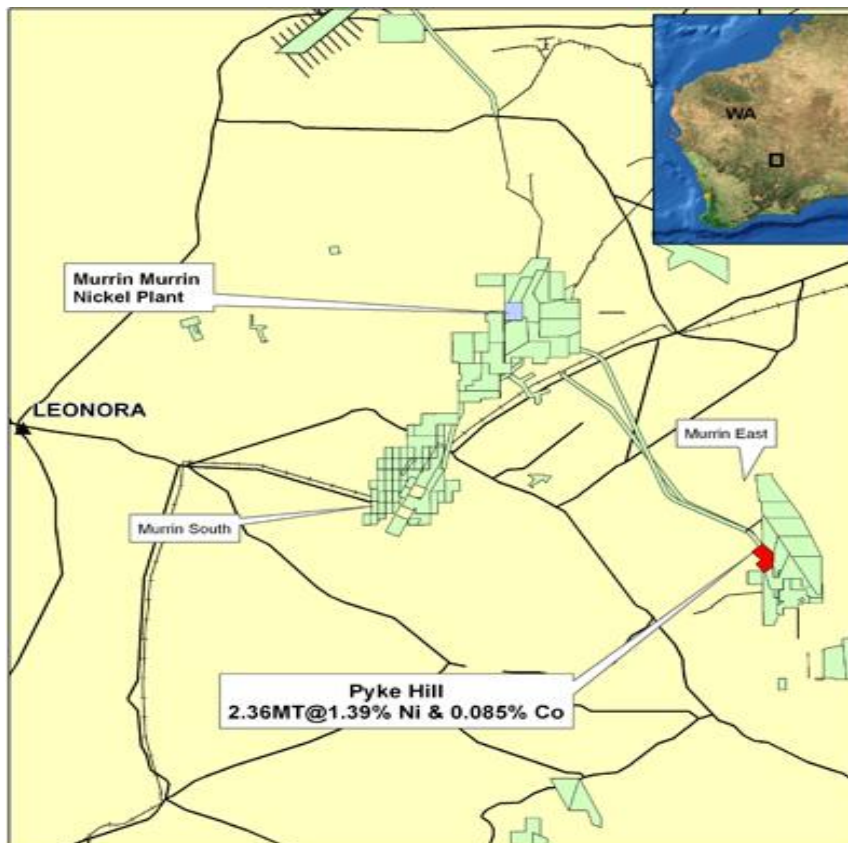


Figure 1: Pyke Hill Project Location Map

Ceara Lithium Project (Brazil)

Overview

On 3 August 2016, the Company entered into a Letter of Intent with MMH Capital Ltd (MMH) to acquire an 85% interest in MMH's Ceara Lithium Project located in Ceara state, in north-eastern Brazil. The project comprises 30 applications covering approximately 51,000 hectares across two separate areas lying in excess of 150 kilometres apart, being: (i) an area covering the historical lithium mining centre at Solonopole, and (ii) an area encompassing a pegmatite swarm at Cristais.

During the year Cougar has conducted mapping and general reconnaissance activities to systematically assess the large tenement package and has identified 10 prospects with mineralised pegmatites that are the priority for future exploration efforts.

Further soil sampling programs were undertaken across the 10 priority prospects to assist in defining the strike extents.

The initial program results from 62 grab samples and 242 soil samples, announced to the ASX in October 2017, identified high-grade lithium from grab samples in 6 of the 10 prospects. Further, field mapping identified a total of 10 small scale historical lithium mines. Management interprets that the soil grid anomalies potentially join up below the surface around the fringe of larger granite bodies to the east.

On 15 January 2018 Cougar announced the results of a further 71 grab samples and 35 soil samples which were collected over an area of approximately 5km² and which returned several high-grade results.

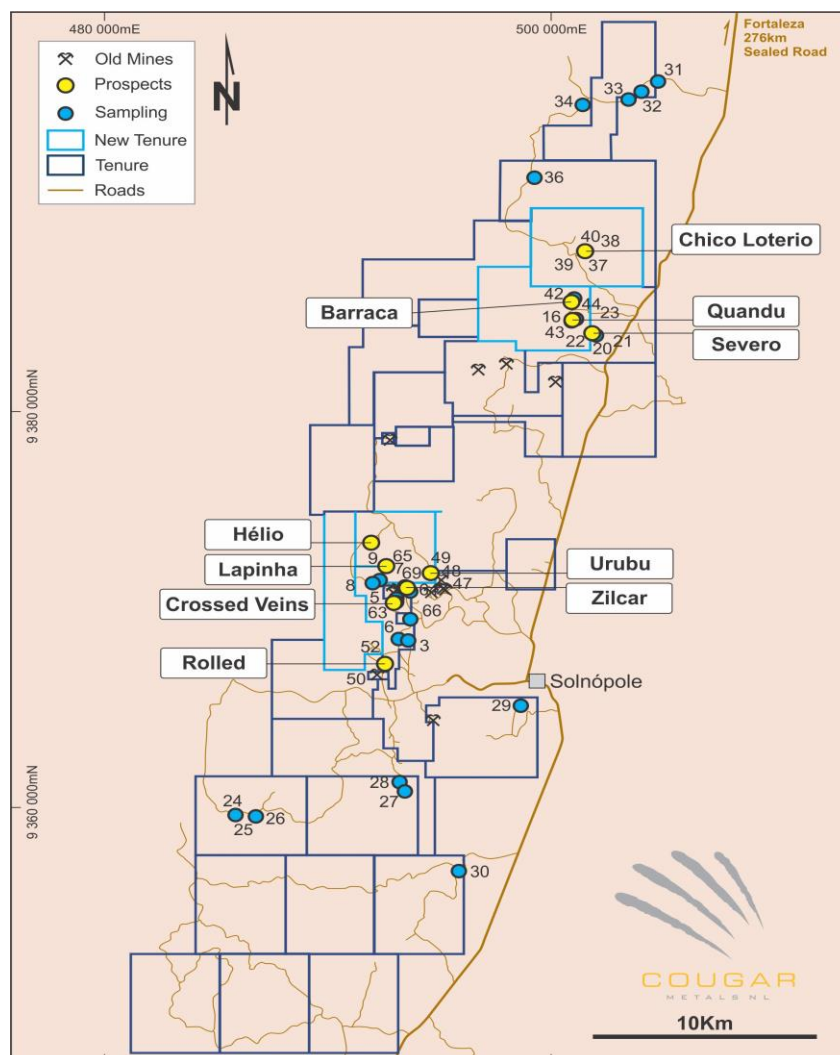


Figure 2: Tenement map of Brazil lithium project showing areas of initial focus with 10 priority areas

Chile Cobalt / Copper Project

Cougar signed a Letter of Intent (“LOI”) with Antasitua Chile SPA (“Antasitua” or “ACS”) on 7 February 2018 to acquire a 100% interest in the Plateado Cobalt Project in Chile, which contains a small scale historical cobalt mine located 130km north-west of the capital, Santiago with a total area of approximately thirty-six square kilometres, comprising 12 contiguous granted tenements.

An initial program of work started in April 2018, with an approximately four square kilometre area selected as the initial target area for exploration works. A total of 112 points were visited and logged resulting in the production of a preliminary geological map (Fig 3).

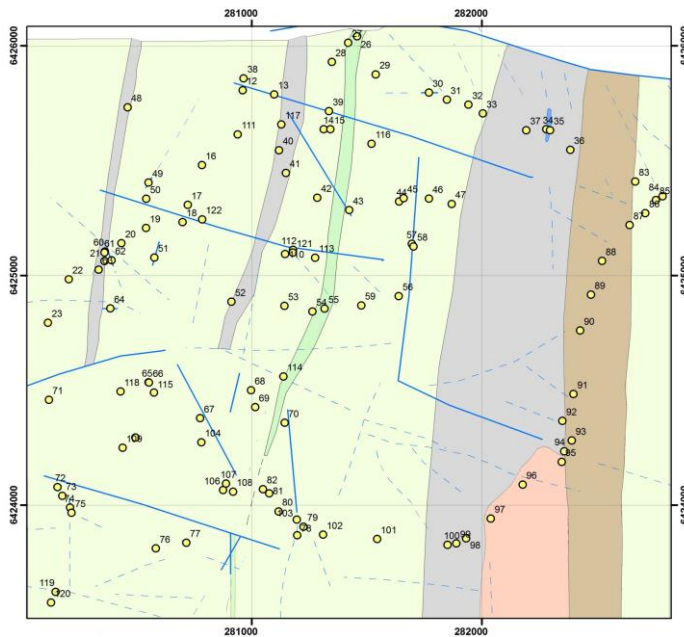


Figure 3 – Plateado Project Geological Map

Further a total of 54 rock chip samples were collected and assayed to gather an understanding on the type of minerals that exist in the system and in search for new evidence of cobalt mineralisation. While assay results received from the rock chip samples did not report any significant cobalt mineralisation, the results did assist in the identification of rock types which will be incorporated in the analysis of the geological mapping.

A drone born geophysical magnetic survey is being planned as the next step in the exploration work as it is envisaged that the results of this work will assist in the understanding of the structural setting of the area under study.

Toamasina / Vohitsara High Quality Graphite Project (Madagascar)

As announced to the ASX on 11 December 2017, Cougar served a Notice to Arbitrate upon the projects vendor, DNI Metals NL (“DNI”) noting a series of alleged breaches of the Agreement. Subsequently the parties agreed to Mr William Horton being appointed as the sole arbitrator in the proceedings.

Subsequent to year end on 25 September 2018, the Company announced that it has reached a settlement of the arbitration with DNI Metals Inc. The settlement provides for payment to Cougar by DNI of CAD\$2,500,000, payable in eight quarterly instalments, six of which will be in the amount of CAD\$250,000 and two of which will be in the amount of CAD\$500,000 (the third and fourth quarterly instalments). The instalments shall commence starting 6 months from the settlement date, or 14 days after DNI’s next successful financing.

The settlement also provides for payment of an accelerated amount of up to CAD\$1,000,000 in the event of a sale of the Vohitsara property.

The parties have agreed to settle all other matters between them, including a claim in the Ontario Superior Court brought against DNI by two employees of Cougar, and have agreed on mutual releases of all claims, which shall take effect on the completion of the settlement.

Shoal Lake Gold Project (Canada)

In 2015, Cougar's 100% owned subsidiary, Tycoon Gold Resources Inc (Tycoon) initiated arbitration proceedings against Kenora Prospectors & Miners Limited (KPM) relating to the conduct of KPM and alleged breaches of certain representations and warranties made by KPM under the option agreement. In February 2016, the results of the arbitration were handed down with Tycoon succeeding on all major matters raised in the arbitration proceedings. The arbitrator delivered a partial award to Tycoon of costs totalling CDN\$297,165 on an indemnity basis and ordered KPM to comply with various orders.

Following the failure of KPM to comply with the arbitrator's auditors a damages hearing was conducted in Toronto Canada in June 2018. Cougar expects the final award by the arbitrator will be handed down in the coming months.

Contract Drilling Business

The Company is focusing on developing its mineral exploration portfolio and is currently exploring its options to divest its drilling business, and as such these operations have been presented as discontinued in the financial report.

CORPORATE EVENTS

On 31 July 2017, the shareholders approved the issue of shares up to 25,714,286 fully paid ordinary shares to former Director, Michael Fry, as full and final satisfaction of all amounts owing by the Company to him on account of unpaid director and professional service fees as at 29 June 2017. On 10 August 2017, 21,806,071 fully paid ordinary shares were issued to Michael at a fair value of \$0.007. On the 22nd of December 2017 an additional 1,570,552 ordinary shares were issued at a fair value of \$0.007 per share.

On 31 July 2017, the shareholders approved the issue shares up to 4,523,857 fully paid ordinary shares to David Symons as full and final satisfaction of all amounts owing by the Company to him on account of unpaid director fees as at 31 March 2017. On 9 September 2017, 3,333,368 fully paid ordinary shares were issued to David Symons at a fair value of \$0.007 per share.

On 31 July 2017, the shareholders approved the issue of 30,000,000 Placement Options to GTT Ventures Pty Ltd by virtue of a placement mandate agreement entered into with the Company. The options were issued on 10 August 2017. The terms of the Placement Options are as follows:

- a. Class A Placement Options - 20,000,000 unlisted options exercisable at \$0.015 on or before 31 July 2018
- b. Class B Placement Options - 10,000,000 unlisted options exercisable at \$0.017 on or before 30 June 2019

On 15 September 2017 the Company secured firm commitments to raise \$800,000 (before costs) comprising a placement of 61,538,462 shares at an issue price of \$0.013 per share to sophisticated and professional investors. The Company issued these placement shares on 20 September 2017. This placement was managed by GTT Ventures Pty Ltd.

On 23 January 2018 the Company announced the appointment of Mr Scott Reid as its General Manager. Mr Reid has previously been assisting the Company in his role as Madagascar Country Manager. Mr Reid has over 28 years' experience in the exploration, development and mining finance sectors.

To provide capital for ongoing exploration activities, in June 2018 the Company entered into a funding agreement with the Australian Special Opportunity Fund, LP, an entity managed by New York based, The Lind Partners, LLC (Together, Lind) for funding of up to A\$3.15 million over 2 years via convertible note placements and agreed monthly equity placements of ordinary shares.

Under the funding agreement, Cougar received an upfront amount of \$300,000 (before costs) from the first tranche of convertible notes with a face value of \$360,000 which was issued on 7 June 2018.

FUTURE DEVELOPMENTS, PROSPECTS AND BUSINESS STRATEGIES

The focus of the Group in the immediate future is to:-

- Continue exploration efforts at its Plateado Cobalt Project and the Ceara Lithium Project;
- Investigate opportunities to develop, sell, partner, or joint venture the Pyke Hill Nickel / Cobalt Resource at the Pyke Hill Project in Australia;
- Continue the disposal of the Company's Brazilian drilling assets; and
- To advance and progress its interest in the Shoal Lake Gold Project in Canada.

AFTER BALANCE DATE EVENTS

On 31 July 2018, 20,000,000 unlisted options expired.

On 29 August 2018 Cougar received a payment of \$500,000 from the second tranche of convertible notes with a face value of \$600,000 and a \$50,000 prepayment for shares to be issued under the same agreement.

On 25 September 2018 the Company announced that it has reached a settlement of the arbitration with DNI Metals Inc ("DNI") concerning the Vohitsara graphite project in Madagascar.

The settlement provides for payment to Cougar by DNI of CAD\$2,500,000, payable in eight quarterly instalments, six of which will be in the amount of CAD\$250,000 and two of which will be in the amount of CAD\$500,000 (the third and fourth quarterly instalments). The instalments shall commence starting 6 months from the settlement date, or 14 days after DNI's next successful financing.

The settlement also provides for payment of an accelerated amount of up to CAD\$1,000,000 in the event of a sale of the Vohitsara property.

The parties have agreed to settle all other matters between them, including a claim in the Ontario Superior Court brought against DNI by two employees of Cougar, and have agreed on mutual releases of all claims, which shall take effect on the completion of the settlement.

No other matters or circumstances have arisen since the end of the financial year which significantly affected or may significantly affect the operations of the Group, the results of those operations, or the state of affairs of the Group in future financial years except as stated below.

ENVIRONMENTAL ISSUES

The Group has a policy of complying with its environmental performance obligations. The Board believes that the Group has adequate systems in place for the management of its environmental requirements and is not aware of any breach of those environmental requirements as they apply to the Group.

INFORMATION ON DIRECTORS

Randal Swick	Executive Chairman
Qualifications	B.Eng. (Mech)
Experience	Randal Swick is a mechanical engineer with approximately 30 years' experience in the metals and mining industry with a strong focus on gold and nickel exploration in both surface and underground environments. Randal was a founding director of Cougar and has held the position of Managing Director or Executive Chairman since its initial listing on the ASX in 2013.
Interest in Shares and Options	414,366,224 ordinary fully paid shares
Directorships held in other listed entities within past three years	Nil

INFORMATION ON DIRECTORS (continued)

David Symons	Non-Executive Director
Qualifications	B.Sc (Extractive Metallurgy)
Experience	David Symons has worked in the mining industry, both in Australia and overseas, for approximately 30 years. Since 1998, Mr Symons has been the Managing Director of Independent Metallurgical Operations Pty Ltd, a leading metallurgical services company in Australia. In this capacity, Mr Symons has undertaken operations management, project work and consulting to clients across a range of commodities.
Interest in Shares and Options	3,387,433 fully paid ordinary shares.
Directorships held in other listed entities within past three years	Nil
Brian Thomas	Non - Executive Director
Qualifications	B.Sc (Geology and Economic Geology)
Experience	Mr Thomas has worked in the resources and mining sector for more than 30 years and brings strong commercial and corporate expertise to the Board of Cougar Metal. Mr. Thomas has held both Executive and Non-Executive roles with numerous other ASX listed and unlisted companies after an extensive career in the financial services sector working in corporate stockbroking, investment banking, funds management and banking. Mr. Thomas has an MBA, and is a member of the Securities Institute of Australia with a Certificate in Applied Finance and Investment.
Interest in Shares and Options	Nil
Directorships held in other listed entities within past three years	Mr. Thomas is currently a Non-Executive Director of ASX listed companies' Auris Minerals Ltd. Mr Thomas was formerly a Non-Executive Director of Tempo Australia Ltd (ASX: TPP). He was a Non-Executive Director of Orinoco Gold Limited before becoming the, now former, Non-Executive Chairman. He was also previously the Non-Executive Chairman for GO Energy Group Limited and Ensurance Ltd.

REMUNERATION REPORT - AUDITED

This remuneration report for the year ended 30 June 2018 outlines the remuneration of the Group in accordance with the requirements of Corporations Act 2001 (the Act) and its regulations. This information has been audited as required by Section 308(3C) of the Act.

The remuneration report details the remuneration arrangements for Key Management Personnel (KMP) who are defined as those persons having authority and responsibility for planning, directing and controlling the major activities of the Group, directly or indirectly, including any director (whether executive or otherwise) of the parent.

For the purposes of this report, the term “executive” includes the Managing Director (MD) or Executive Chairman, executive directors (where applicable) and senior executives of the Group.

Remuneration Governance

The Board of Directors established a Remuneration Committee for the purpose of reviewing and making recommendations with respect to the remuneration practices of the Company.

The Committee comprises Mr David Symons (Chair), Mr Randal Swick and Mr Brian Thomas.

The Board of Directors prepared and approved a charter as the basis on which the committee will be constituted and operated. The role of the Remuneration Committee is to provide an independent mechanism for the determination, implementation and assessment of the remuneration practices of the Company, including remuneration packages and incentive schemes for executive Directors and senior management, and fees payable to Non-Executive Directors.

The Committee’s objective is to ensure that remuneration policies and structures are fair and competitive, and aligned with the long term interests of the Group.

From time to time, the Committee may seek external remuneration advice. Where this is the case, remuneration consultants are engaged by, and report directly to, the Committee. In selecting remuneration consultants, the Committee considers potential conflicts of interest and requires independence from the Group’s KMP as part of the terms of engagement.

The Corporate Governance Statement provides further information on the role of the Remuneration Committee.

Remuneration Policy

The remuneration policy of Cougar Metals NL and its Controlled Entities has been designed to align Director and executive objectives with shareholder and business objectives by providing a fixed remuneration component and offering specific long-term incentives based on share price performance. The Board believes that remuneration policy is appropriate and effective in its ability to attract, retain and motivate suitably qualified and experienced Directors and executives to run and manage the economic entity, as well as create goal congruence between the Directors and executives and the Company’s shareholders.

Specifically, the remuneration policy has been put in place to ensure that:

- 1) Remuneration policies and systems support the Company’s wider objectives and strategies;
- 2) Directors’ and senior executives remuneration is aligned to the long-term interests of shareholders within an appropriate control framework;
- 3) Directors’ and senior executives remuneration reflect the persons’ duties and responsibilities;
- 4) Directors’ and senior executives remuneration is comparative in attracting, retaining and motivating suitably qualified and experienced people; and
- 5) There is a clear relationship between performance and remuneration.

Remuneration Structure

In accordance with best practice corporate governance, the structure of Non-Executive Director, executive Director and senior executive management remuneration is separate.

Voting and Comments Made at the 2017 Annual General Meeting

The Company received 95% of yes votes on its remuneration report for the year ended 30 June 2017. The Company did not receive any specific feedback at the annual general meeting on its remuneration practices.

REMUNERATION REPORT – AUDITED (continued)***Non-Executive Director Remuneration*****Objective**

The Board seeks to set remuneration at a level which provides the Company with the ability to attract and retain suitably qualified and experienced Directors, whilst incurring a cost which is acceptable to shareholders.

Structure

Each Non-Executive Director receives a fee for being a Director of the Company. Non-Executive Directors should be adequately remunerated for their time and effort and the risks involved. Non-Executive Directors are remunerated to recognise the responsibilities, accountabilities and associated risks of being a Director. All Non-Executive Directors' performance and remuneration is reviewed on an annual basis by the Managing Director, who in turn makes a recommendation to the Remuneration Committee. The Company has two Non-Executive Directors being David Symons and Brian Thomas, who both receive \$42,000 per annum. Non-Executive Directors are eligible to participate in employee share and option arrangements.

Board operating costs do not form part of Non-Executive Directors' remuneration.

Executive Directors and Senior Executives Remuneration**Objective**

The Company aims to reward executive Directors and senior executives with a level and mix of remuneration commensurate with their position and responsibilities within the Company.

Fixed Remuneration

The components of the executive Directors and senior executives fixed remuneration are determined individually and may include:

- 1) cash remuneration;
- 2) superannuation contributions made by the Company;
- 3) accommodation and travel benefits;
- 4) motor vehicle, parking and other benefits; and
- 5) reimbursement of entertainment, home office and telephone expenses.

The senior executives' remuneration is reviewed on an annual basis by the Managing Director, who in turn makes a recommendation to the Remuneration Committee.

In determining a remuneration package, the Remuneration Committee reviews the individual's remuneration relative to positions in comparable companies through the use of market data. Where appropriate, the package is adjusted to keep pace with market trends and ensure continued remuneration competitiveness. In conducting a comparative analysis, the Company's expected performance for the year would be considered in the context of the Company's capacity to fund remuneration budgets. From time to time, a review of the total remuneration package by an independent consultant in this field may be undertaken to provide an independent reference point.

Variable Remuneration

The executive Directors and senior executives may receive variable remuneration as follows:

- 1) short term incentives - the executive Directors and senior executives are eligible to participate in a bonus if so determined by the Board and Remuneration Committee; and
- 2) long term incentives - the executive Directors and senior executives are eligible to receive shares and options if so determined by the Board and Remuneration Committee.

DIRECTORS' REPORT (CONTINUED)

REMUNERATION REPORT – AUDITED (continued)

Employment Contracts with Key Management Personnel

During the year, the Consolidated Entity has contracts with the following Key Management Personnel:

Randal Swick (Executive Chairman)

The key terms of Randal Swick's current service agreement, through Corporate Management Services LLC, are as follows:

- The service arrangement continues until terminated.
- Fixed remuneration of \$218,400 per annum.
- There are no termination benefits at the completion of the contract term. However, if the Company wishes to terminate the contract, other than if Randal Swick was found guilty of any gross misconduct or a serious and persistent breach of the service agreement, the Company is required to pay to Randal Swick that amount which otherwise would have been paid under the service agreement for a period of six months, plus an additional two months (calculated on a pro rata basis) in respect of each year of service.

Scott Reid (General Manager)

The key terms of Mr Reid's engagement are as follows.

Period from 23 January 2018

- Engaged pursuant to a services agreement.
- Agreement commenced on 23 January 2018 and continues until terminated.
- Fixed remuneration of \$10,000 per month.

Performance Summary

The tables below set out summary information about the Consolidated Entity's earnings and movements in shareholder wealth for the five years to 30 June 2018:

	30 June 2018	30 June 2017	30 June 2016	30 June 2015	30 June 2014
	\$	\$	\$	\$	\$
Revenue*	882,316	2,354,542	2,237,091	3,886,659	4,133,656
Net profit/(loss) before tax*	(3,426,045)	(1,446,829)	(1,584,781)	(4,363,092)	1,466,236
Net profit/(loss) after tax	(3,426,045)	(1,446,829)	(1,584,781)	(4,363,092)	1,466,236

*Includes discontinued operations.

	30 June 2018	30 June 2017	30 June 2016	30 June 2015	30 June 2014
Share price at start of year	\$0.009	\$0.002	\$0.001	\$0.002	\$0.01
Share price at end of year	\$0.004	\$0.009	\$0.002	\$0.001	\$0.002
Dividend	-	-	-	-	-
Basic earnings /(loss) per share	(\$0.27)	(\$0.001)	(\$0.002)	(\$0.66)	\$0.002
Diluted earnings /(loss) per share	(\$0.27)	(\$0.001)	(\$0.002)	(\$0.66)	\$0.002

All remuneration paid to Directors and executives is valued at the cost to the Company and expensed. Options are valued using the Black-Scholes methodology or other accepted methodologies.

DIRECTORS' REPORT (CONTINUED)**REMUNERATION REPORT – AUDITED ((con))****Details of Remuneration for the year ended 30 June 2018**

The remuneration for each Director and KMP of the Group during the year was as follows:

2018	Short Term Employee Benefits			Post-Employment Benefits	Share Based Payments	Total	% Options as Compensation
	Salary, Fees and Commissions	Other	Non-Cash Benefits	Superannuation Contributions	(Options)		
	\$	\$	\$	\$	\$	\$	%
Directors							
Randal Swick ⁽ⁱ⁾	218,400	-	-	-	-	218,400	0%
David Symons ⁽ⁱⁱ⁾	42,000	-	-	-	-	42,000	0%
Brian Thomas ⁽ⁱⁱⁱ⁾	42,000	-	-	-	-	42,000	0%
Key Management Personnel							
Scott Reid	75,000	-	-	-	-	75,000	0%
	377,400	-	-	-	-	377,400	

⁽ⁱ⁾ Made payable to Corporate Management Services LLC

⁽ⁱⁱ⁾ Made payable to Independent Metallurgical Operations

⁽ⁱⁱⁱ⁾ Made payable to B D Thomas & Associates

Notes:

1. Salary includes consulting fees paid to Directors and to related parties of Directors.
2. There are no other contracts to which a Director is a party or under which a Director is entitled to a benefit other than as disclosed in this report or the financial statements.
3. All Directors are engaged through Cougar Metals NL.

Details of Remuneration for the year ended 30 June 2017

2017	Short Term Employee Benefits			Post-Employment Benefits	Share Based Payments	Total	% Options as Compensation
	Salary, Fees and Commissions	Other	Non-Cash Benefits	Superannuation Contributions	(Options)		
	\$	\$	\$	\$	\$	\$	%
Directors							
Randal Swick ⁽ⁱ⁾	218,400	-	-	-	-	218,400	0%
David Symons ⁽ⁱⁱ⁾	20,000	-	-	-	-	20,000	0%
Brian Thomas ⁽ⁱⁱⁱ⁾	3,500	-	-	-	-	3,500	0%
Michael Fry ^(iv)	134,219	-	-	-	-	134,219	0%
	376,119	-	-	-	-	376,119	

⁽ⁱ⁾ Made payable to Corporate Management Services LLC

⁽ⁱⁱ⁾ Made payable to Independent Metallurgical Operations

⁽ⁱⁱⁱ⁾ Made payable to B D Thomas & Associates, and was appointed on 8 June 2017

^(iv) Michael Fry resigned on 8 June 2017

Notes:

1. Salary includes consulting fees paid to Directors and to related parties of Directors.
2. There are no other contracts to which a Director is a party or under which a Director is entitled to a benefit other than as disclosed in this report or the financial statements.
3. All Directors are engaged through Cougar Metals NL.

DIRECTORS' REPORT (CONTINUED)**REMUNERATION REPORT – AUDITED (continued)****Equity instrument disclosures relating to key management personnel****i) Option holdings:**

The numbers of options in the Company held during the financial year by each Director and key management person of Cougar Metals NL, including their personally related parties, are set out below:

2018	Balance at beginning of year	Granted during year as compensation	Balance on resignation	Other changes during year	Balance at end of year
Randal Swick	-	-	-	-	-
David Symons	-	-	-	-	-
Brian Thomas	-	-	-	-	-
Scott Reid ⁽ⁱ⁾	-	-	-	-	-

⁽ⁱ⁾ Scott Reid commenced on 23 January 2018

2017	Balance at beginning of year	Granted during year as compensation	Balance on resignation	Other changes during year	Balance at end of year
Randal Swick	-	-	-	-	-
David Symons	-	-	-	-	-
Brian Thomas ⁽ⁱ⁾	-	-	-	-	-
Michael Fry ⁽ⁱⁱ⁾	-	-	-	-	-

⁽ⁱ⁾ Brian Thomas was appointed on 8 June 2017

⁽ⁱⁱ⁾ Michael Fry resigned on 8 June 2017

ii) Shareholdings

The numbers of shares in the Company held during the financial year by each Director and key management person of Cougar Metals NL, including their personally related parties, are set out below:

2018	Balance at beginning of year	Granted during year as compensation	Balance on resignation	Other changes during year	Balance at end of year
Randal Swick	414,366,224	-	-	-	414,366,224
David Symons ⁽ⁱ⁾	54,065	-	-	3,333,368	3,387,433
Brian Thomas	-	-	-	-	-
Scott Reid	-	-	-	-	-
2017	Balance at beginning of year	Granted during year as compensation	Balance on resignation	Other changes during year	Balance at end of year
Randal Swick	414,366,224	-	-	-	414,366,224
David Symons	54,065	-	-	-	54,065
Brian Thomas ⁽ⁱⁱ⁾	-	-	-	-	-
Michael Fry ⁽ⁱⁱⁱ⁾	1,462,000	-	1,462,000	-	-

⁽ⁱ⁾ On 31 August 2017, 3,333,368 fully paid ordinary shares at a fair value of \$0.007 per share were issued to David Symons as full and final satisfaction of all amounts owing by the Company to him on account of unpaid director fees as at 31 March 2017.

⁽ⁱⁱ⁾ Brian Thomas was appointed on 8 June 2018

⁽ⁱⁱⁱ⁾ Michael Fry resigned on 8 June 2018

Other Transactions with the Company

DIRECTORS' REPORT (CONTINUED)

REMUNERATION REPORT – AUDITED (continued)

A number of directors of the Company, or their director-related entities, hold positions in other entities that result in them having control or significant influence over the financial or operating policies of those entities. The terms and conditions of the transactions with directors and their director related entities were no more favourable than those available, or which might reasonably be expected to be available, on similar transactions to non-director related entities on an arm's length basis.

The aggregate amounts paid or payable during the year relating to directors and their director-related entities were:

Related entities	Transaction	2018 \$
Corporate Management Services LLC – Randal Swick	Consulting Fees (Marcia Swick)	67,500
Independent Metallurgical Operations – David Symons	Metallurgical services	4,840

Related entities	Transaction	2017 \$
Corporate Management Services LLC – Randal Swick	Consulting Fees (Marcia Swick)	75,000

Payable to related parties

The following balances are outstanding at the reporting date in relation to transactions with related parties:

	2018 \$	2017 \$
<i>Trade and other payables</i>		
Corporate Management Services LLC – Randal Swick	1,124,833	891,433
Independent Metallurgical Operations – David Symons	49,350	36,667
B D Thomas and Associates – Brian Thomas	22,750	3,500
Scott A Reid	20,000	-
M&A Family Trust – Michael Fry	-	237,219
<i>Loan to Related Parties</i>		
Randal Swick*	1,243,307	1,039,186

* \$950,307 relates to discontinued operations (2017: \$822,133). Refer to Note 16 for more details on loan.

End of Remuneration Report

DIRECTORS' REPORT (CONTINUED)

MEETING OF DIRECTORS

During the financial year 4 meetings of Directors (including committees of Directors and meetings by circular resolution) were held. Attendances by each Director during the year were as follows:

Director	Board Meetings		Audit and Compliance Committee Meetings	
	Number Eligible to Attend	Number Attended	Number Eligible to Attend	Number Attended
Randal Swick	4	4	1	1
David Symons	4	4	1	1
Brian Thomas	4	4	1	1

OPTIONS AND RIGHTS HOLDINGS

There were 70,000,000 unlisted options on issue during the year ended 30 June 2018. No options were exercised or lapsed during the year (2017: nil).

Grant Date	Expiry Date	Exercise Price	Number of Options
9 August 2017	31 July 2018	\$0.015	20,000,000
9 August 2017	30 June 2019	\$0.017	10,000,000
7 June 2018	7 June 2021	\$0.01	40,000,000

INDEMNIFYING OFFICERS OR AUDITOR

The Group has agreed to indemnify all the directors and executives officers for any costs or expenses that may be incurred in defending civil and criminal proceedings that may be brought against the officers in their capacity as officers of entities of the consolidated entity for which they may be held personally liable.

The Company has paid a premium to insure the directors and officers of the Company and its controlled entities. Details of the premium are subject to a confidentiality clause under the contract of insurance.

The Company has not entered into any agreement to indemnify Bentleys Audit & Corporate (WA) Pty Ltd against any claims by third parties arising from their report on the annual financial report.

PROCEEDINGS ON BEHALF OF COMPANY

Other than as referred to in this report, no person has applied for leave of Court to bring proceedings on behalf of the Company or one of its consolidated entities or intervene in any proceedings to which the Company or one of its consolidated entities is a party for the purpose of taking responsibility on behalf of the Company or one of its consolidated entities for all or any part of those proceedings.

CORPORATE GOVERNANCE

The Board of Directors is responsible for the corporate governance of the Company and has adopted a range of corporate governance policies consistent with the second edition of "Principles of Good Corporate Governance and Recommendations" released by the ASX Corporate Governance Council in 2007, to the extent that such recommendations are consistent with the current structure and objectives of the Company.

AUDITOR


Non-Audit Services

The Company may decide to employ its auditor Bentleys Audit & Corporate (WA) Pty Ltd on assignments additional to their statutory audit duties where the auditor's expertise and experience with the Company and/or Group are important. During the year, no non-audit services were performed by the auditor.

Auditor's Declaration of Independence

The auditor's independence declaration for the year ended 30 June 2018 has been received and can be found on page 17.

Signed in accordance with a resolution of the Board of Directors in accordance with s298(2) of the Corporations Act 2001.



Randal Swick
Executive Chairman

Dated this 30th day of September 2018

COMPETENT PERSONS STATEMENT

The Information in this report that relates to Mineral Resources is based on information compiled by Mr Paul Payne, a Competent Person who is a Fellow of the Australasian Institute of Mining and Metallurgy. Mr Payne is a full-time employee of Payne Geological Services Pty Ltd. Mr Payne has sufficient experience that is relevant to the style of mineralisation and type of deposit under consideration and to the activity being undertaken to qualify as a Competent Person as defined in the 2012 Edition of the "Australasian Code for Reporting of Exploration Results, Mineral Resources and Ore Reserves". Mr Payne consents to the inclusion in the report of the matters based on his information in the form and context in which it appears.

**Bentleys Audit & Corporate
(WA) Pty Ltd**

London House

Level 3,

216 St Georges Terrace

Perth WA 6000

PO Box 7775

Cloisters Square WA 6850

ABN 33 121 222 802

T +61 8 9226 4500

F +61 8 9226 4300

bentleys.com.au

To The Board of Directors

Auditor's Independence Declaration under Section 307C of the Corporations Act 2001

As lead audit partner for the audit of the financial statements of Cougar Metals NL for the financial year ended 30 June 2018, I declare that to the best of my knowledge and belief, there have been no contraventions of:

- the auditor independence requirements of the *Corporations Act 2001* in relation to the audit; and
- any applicable code of professional conduct in relation to the audit.

Yours faithfully



BENTLEYS
Chartered Accountants



DOUG BELL CA
Partner

Dated at Perth this 30th day of September 2018

**CONSOLIDATED STATEMENT OF PROFIT OR LOSS AND OTHER COMPREHENSIVE INCOME
FOR THE YEAR ENDED
30 JUNE 2018**

	Note	Consolidated 2018 \$	Consolidated 2017 \$
Continuing operations			
Finance revenue	2	<u>1,616</u>	<u>1,591</u>
		1,616	1,591
Accounting and audit expenses		(155,285)	(45,843)
Corporate expenditure and professional fees	3	(972,152)	(553,811)
Depreciation expense	3	(2,196)	(566)
Doubtful debts		-	(951)
Finance costs	3	(31,956)	(16,262)
Foreign exchange loss		(14,843)	(1,129)
Impairment of assets	13	(1,170,099)	(32,931)
Office administration expenses		(10,882)	(12,017)
Operating expenses		(114,710)	(31,296)
Other expenses		(909)	-
Loss from continuing operations before income tax		<u>(2,471,415)</u>	<u>(693,215)</u>
Income tax benefit	4	<u>-</u>	<u>-</u>
Loss for the year after income tax from continuing operations		(2,471,415)	(693,215)
Discontinued operations			
Loss for the year after income tax from discontinued operations	12	<u>(954,630)</u>	<u>(753,614)</u>
Loss for the year		<u>(3,426,045)</u>	<u>(1,446,829)</u>
Other comprehensive income for the year			
Items that may be reclassified subsequently to profit or loss			
Exchange differences arising on translation of foreign operations		<u>(71,813)</u>	<u>(226,376)</u>
Other comprehensive expense for the year		<u>(71,813)</u>	<u>(226,376)</u>
Total comprehensive loss for the year		<u>(3,497,858)</u>	<u>(1,673,205)</u>
Loss per share from continuing operations			
Basic loss per share (cents)	7	(0.27)	(0.10)
Diluted loss per share (cents)	7	(0.27)	(0.10)
Loss per share from continuing and discontinued operations			
Basic loss per share (cents)	7	(0.38)	(0.21)
Diluted loss per share (cents)	7	(0.38)	(0.21)

The accompanying notes form part of this financial report.

CONSOLIDATED STATEMENT OF FINANCIAL POSITION
AS AT
30 JUNE 2018

	Note	Consolidated 2018 \$	Consolidated 2017 \$
ASSETS			
Current Assets			
Cash and cash equivalents	8	27,818	398,249
Trade and other receivables	9	13,860	82,548
Other assets	10	76,907	3,234
		118,585	484,031
Assets classified as held for sale	12	(3,275)	511,727
Total Current Assets		115,310	995,758
Non-Current Assets			
Property, plant and equipment	11	-	72
Exploration and evaluation expenditure	13	231,678	832,607
Total Non-Current Assets		231,678	832,679
Total Assets		346,988	1,828,437
LIABILITIES			
Current Liabilities			
Trade and other payables	14	1,627,961	1,453,184
Provisions	15	-	1,243
Loans and borrowings	16	374,792	221,546
		2,002,753	1,675,973
Liabilities directly associated with Assets classified as held for sale	12	4,790,047	4,260,085
Total Current Liabilities		6,792,800	5,936,058
Total Liabilities		6,792,800	5,936,058
Net Liabilities		(6,445,812)	(4,107,621)
EQUITY			
Issued capital	17	28,580,190	27,752,043
Reserves	18	(356,996)	(616,703)
Accumulated losses		(34,669,006)	(31,242,961)
Net Deficit		(6,445,812)	(4,107,621)

The accompanying notes form part of this financial report.

**CONSOLIDATED STATEMENT OF CHANGES IN EQUITY
FOR THE YEAR ENDED
30 JUNE 2018**

	Issued Capital	Accumulated Losses	Options Reserve	Foreign Currency Translation Reserve	Net Deficit
	\$	\$	\$	\$	\$
Consolidated					
Balance at 30 June 2016	26,676,661	(29,796,132)	-	(390,327)	(3,509,798)
Loss for the year	-	(1,446,829)	-	-	(1,446,829)
Foreign currency translation	-	-	-	(226,376)	(226,376)
Total comprehensive income for the year	-	(1,446,829)	-	(226,376)	(1,673,205)
Equity issued during the year (net of issue costs)	1,075,382	-	-	-	1,075,382
Balance at 30 June 2017	27,752,043	(31,242,961)	-	(616,703)	(4,107,621)
Loss for the year	-	(3,426,045)	-	-	(3,426,045)
Foreign currency translation	-	-	-	(71,813)	(71,813)
Total comprehensive income for the year	-	(3,426,045)	-	(71,813)	(3,497,858)
Equity issued during the year (net of issue costs)	616,480	-	-	-	616,480
Share-based payments	211,667	-	135,520	-	347,187
Convertible note issued	-	-	196,000	-	196,000
Balance at 30 June 2018	28,580,190	(34,669,006)	331,520	(688,516)	(6,445,812)

The accompanying notes form part of this financial report.

**CONSOLIDATED STATEMENT OF CASH FLOWS
FOR THE YEAR ENDED
30 JUNE 2018**

	Note	Consolidated 2018 \$	Consolidated 2017 \$
CASH FLOWS FROM OPERATING ACTIVITIES			
Receipts from customers		285,301	2,416,173
Payments to suppliers and employees		(2,210,554)	(2,866,686)
Income tax benefit received		-	179
Interest received		1,616	1,591
Interest paid		(6,664)	(12,415)
Net cash used in operating activities	8a	(1,930,301)	(461,158)
CASH FLOWS FROM INVESTING ACTIVITIES			
Purchase of plant and equipment		(2,123)	(15,456)
Proceeds from sale of property, plant and equipment		596,849	477,006
Payments for exploration and evaluation		(558,987)	(798,536)
Net cash used in investing activities		35,739	(336,986)
CASH FLOWS FROM FINANCING ACTIVITIES			
Proceeds from the issue of shares		800,000	1,150,000
Payments for share issue costs		(48,000)	(82,081)
Proceeds from convertible loan		300,000	-
Payments for convertible note transaction costs		(35,000)	-
Proceeds from borrowings		761,240	1,666,820
Repayment of borrowings		(609,421)	(1,253,847)
Net cash generated by financing activities		1,168,819	1,480,892
Cash and cash equivalents at beginning of financial year		750,286	67,538
Net (decrease)/increase in cash and cash equivalents held		(725,743)	682,748
Cash and cash equivalents at end of financial year	8c	24,543	750,286

The accompanying notes form part of this financial report.

1 Statement of Significant Accounting Policies

(a) Basis of Preparation

Cougar Metals NL (the “Parent” or the “Company”) is a public company listed on the Australian Securities Exchange Limited (“ASX”) and is incorporated in Australia. The registered office of Cougar Metals NL is Ground Floor, 16 Ord Street, West Perth in Western Australia.

Cougar Metals NL and its subsidiaries (collectively referred to as the “Cougar Metals Group” or the “Group”) operate in Western Australia and throughout the geographical regions of Brazil, Uruguay, Madagascar and Canada. The financial report of the Company and its controlled entities for the year ended 30 June 2018 was authorised for issue in accordance with a resolution of the directors on 30 September 2018.

The financial report is a general purpose financial report, which has been prepared in accordance with the requirements of the Corporations Act 2001, Australian Accounting Standards and other authoritative pronouncements of the Australian Accounting Standards Board.

The financial report has been prepared on a historical cost basis. Historical cost is generally based on the fair value of the consideration given in exchange for assets. All amounts are presented in Australian dollars, unless otherwise noted.

The consolidated financial statements provide comparative information in respect of the previous period. Certain comparative information has been reclassified to be presented on a consistent basis with the current year’s presentation.

Compliance with IFRS

The financial report complies with Australian Accounting Standards and International Financial Reporting Standards (IFRS) as issued by the International Accounting Standards Board.

New and amended accounting standards and interpretations

A number of new standards, amendments to standards and interpretations issued by the AASB which are not yet mandatorily applicable to the Group have not been applied in preparing these financial statements. Those which may be relevant to the Group are set out below. The Group does not plan to adopt these standards early.

AASB 9 Financial Instruments and associated Amending Standards (applicable for annual reporting period commencing 1 January 2018)

The Standard will be applicable retrospectively (subject to the comment on hedge accounting below) and includes revised requirements for the classification and measurement of financial instruments, revised recognition and derecognition requirements for financial instruments and simplified requirements for hedge accounting.

Key changes made to this standard that may affect the Group on initial application include certain simplifications to the classification of financial assets, simplifications to the accounting of embedded derivatives, and the irrevocable election to recognise gains and losses on investments in equity instruments that are not held for trading in other comprehensive income.

The Directors anticipate that the adoption of AASB 9 will not have a material impact on the Group’s financial instruments.

AASB 15 Revenue from Contracts with Customers (applicable to annual reporting periods commencing on or after 1 January 2018).

When effective, this Standard will replace the current accounting requirements applicable to revenue with a single, principles-based model. Except for a limited number of exceptions, including leases, the new revenue model in AASB 15 will apply to all contracts with customers as well as non-monetary exchanges between entities in the same line of business to facilitate sales to customers and potential customers.

1 Statement of Significant Accounting Policies (continued)**(a) Basis of Preparation (continued)**

The core principle of the Standard is that an entity will recognise revenue to depict the transfer of promised goods or services to customers in an amount that reflects the consideration to which the entity expects to be entitled in exchange for the goods or services. To achieve this objective, AASB 15 provides the following five-step process:

- (1) Identify the contract(s) with a customer;
- (2) Identify the performance obligations in the contract(s);
- (3) Determine the transaction price;
- (4) Allocate the transaction price to the performance obligations in the contract(s); and
- (5) Recognise revenue when (or as) the performance obligations are satisfied.

This Standard will require retrospective restatement, as well as enhanced disclosures regarding revenue.

The Directors anticipate that the adoption of AASB 15 will not have a material impact on the Group's revenue recognition and disclosures.

AASB 16: Leases (applicable to annual reporting periods commencing on or after 1 January 2019).

AASB 16 removes the classification of leases as either operating leases or finance leases for the lessee effectively treating all leases as finance leases. Short term leases (less than 12 months) and leases of a low value are exempt from the lease accounting requirements. Lessor accounting remains similar to current practice.

The Directors has have still assessing the likely impact.

(b) Statement of Compliance

These financial statements are general purpose financial statements which have been prepared in accordance with the Corporations Act 2001, Accounting Standards and Interpretations, and comply with other requirements of the law.

The financial statements comprise the consolidated financial statements of the Group. For the purposes of preparing the consolidated financial statements, the Company is a for-profit entity. Accounting Standards include Australian Accounting Standards. Compliance with Australian Accounting Standards ensures that the financial statements and notes of the company and the Group comply with International Financial Reporting Standards ('IFRS').

(c) Going Concern

The financial report has been prepared on the going concern basis, which assumes the continuity of normal business activities and the realisation of assets and the settlement of liabilities in the ordinary course of business.

The Consolidated Entity has incurred a loss for the year of \$3,426,045 (2017 loss: \$1,446,829) and net cash outflow flows from operating activities of \$1,930,301 (2017 outflow: \$461,158). The loss during the year is due largely to difficult trading conditions in its contract drilling services business of which a decision has been made by the Board to discontinue these operations (refer note 12). The loss from discontinued operations during the year was \$954,630.

As at 30 June 2018, the Consolidated Entity had a deficiency in net assets of \$6,445,812 (2017: deficiency \$4,107,621). As disclosed in note 12, the net liabilities of the disposal group as at 30 June 2018 were \$4,793,322 as such the net liability position of the consolidated entity excluding the proposed disposal of the drilling operations was \$1,652,490 at balance date.

1 Statement of Significant Accounting Policies (continued)**(c) Going Concern (continued)**

These conditions indicate a material uncertainty that may cast significant doubt about the Company and the Consolidated Entity's ability to continue as going concerns.

During the year to 30 June 2018 and to the date of this report, the directors have taken the following steps to ensure the Company and the Consolidated Entity continue as going concerns:

- The Consolidated Entity has decided to wind back drilling operations in Brazil and Uruguay; and liquidate its position in order to focus on its cobalt and lithium exploration projects. These projects have provided greater investor appetite providing the Company confidence with its ability to raise capital as and when required;
- The Company has raised \$800,000 before costs from the issue of shares during the year;
- The Company entered into a funding agreement with the Australian Special Opportunity Fund ("ASOF") to be provided with \$800,000 via convertible notes and up to \$2,350,000 via the share placements. To 30 June 2018 \$300,000 had been raised before costs from the issue of convertible notes under this agreement.
- The Company has ceased providing financial support to its wholly owned Uruguayan subsidiary Palinir S.A. (which is included in the disposal group) which has external liabilities of \$1.83 million and no financial ability to settle its obligations without financial support of the Company;
- The Company has commenced legal actions against parties owing monies to the Group;
- The Company has received a letter of financial support from Mr Randal Swick (Managing Director), stating that he will continue to support the company over a period of at least 12 months from the date of signing this financial report, as and when required in order for the company to continue as a going concern. In addition, Mr Swick will not call upon any loans or amounts owing to the Company within 12 months of signing the financial report unless otherwise agreed by the directors and himself. As disclosed in note 5 as at 30 June 2018 \$2,368,140 is owed to Mr Swick for outstanding fees and loans advanced to the Consolidated Entity; and
- In August 2018, the Company raised \$550,000 before costs via a convertible note (\$500,000) and prepayment for shares to be issued (\$50,000) under the funding agreement with ASOF as described above;
- Effective 25 September 2018 the Company and DNI Metals Inc executed a Settlement Agreement concerning the Vohitsara graphite project whereby Cougar Metals NL will receive CAD\$2,500,000 payable in eight quarterly instalments commencing no later than 6 months from the date of the agreement.

The directors have prepared a cash flow forecast, which indicates that the Company will have sufficient cash flows to meet all commitments and working capital requirements for the 12 month period from the date of signing this financial report.

The ability of the Company and Consolidated Entity to continue as going concerns is principally dependent upon:

- Disposal or liquidation of Cougar Brasilia Pty Ltd and its subsidiaries (refer note 12);
- The ability of the Company to raise capital as and when required and manage cash flows in line with available funds;
- That no significant liabilities will revert to the Company relating to Palinir S.A; and
- The continued financial support from the Managing Director.

The Directors have reviewed the Company and Consolidated Entity's overall position and outlook in respect of the matters identified above and are of the opinion that the use of the going concern basis is appropriate in the circumstances.

Should the Company and Consolidated Entity be unable to achieve successful outcomes in relation to the matters discussed above, material uncertainty would exist as to the ability of the Company and Consolidated Entity to continue as going concerns and therefore whether they will realise their assets and extinguish their liabilities in the normal course of business and at the amounts stated in the financial report.

The financial report does not include any adjustments relating to the recoverability and classification of recorded asset amounts nor to the amounts and classification of liabilities that may be necessary should the Company and Consolidated Entity be unable to continue as going concerns.

(d) Principles of Consolidation

The consolidated financial statements are prepared by combining the financial statements of all of the entities that comprise the consolidated entity Cougar Metals NL.

The financial statements of subsidiaries are prepared for the same reporting period as the Parent company, using consistent accounting policies.

Adjustments are made to bring into line any dissimilar accounting policies that may exist.

All intercompany balances and transactions, including unrealised profits arising from intra-group transactions, have been eliminated in full. Unrealised losses are eliminated unless costs cannot be recovered.

Subsidiaries are consolidated from the date on which control is transferred to the group and cease to be consolidated from the date on which control is transferred out of the Group.

Where there is loss of control of a subsidiary, the consolidated financial statements include the results for the part of the reporting period during which the Company has control.

(e) Foreign Currency Transactions and Balances

The functional and presentation currency of the Group is Australian Dollars.

The individual financial statements of each group entity are presented in the currency of the primary economic environment in which the entity operates (its functional currency). For the purpose of the consolidated financial statements, the results and financial position of each entity are expressed in Australian Dollars, which is the presentation currency for the consolidated financial statements.

In preparing the financial statements of the individual entities, transactions in currencies other than the entity's functional currency (foreign currencies) are recorded at the rates of exchange prevailing on the dates of the transactions. At each balance sheet date, monetary items denominated in foreign currencies are retranslated at the rate prevailing on the date the fair values were determined. Non-monetary items that are measured in terms of historical cost in a foreign currency are not retranslated.

Exchange differences are recognised in the income statement in the period in which they arise except for exchange differences on monetary items receivable from or payable to a foreign operation for which settlement is neither planned nor likely to occur, which form part of the net investment in a foreign operation which are recognised in the foreign currency translation reserve and recognised in profit or loss on disposal of the net investment.

On consolidation, the assets and liabilities of the Group's foreign operations (including comparatives) are translated in to Australian dollars at exchange rates prevailing on the balance sheet date. Income and expense items (including comparatives) are translated at the average exchange rates for the period. Exchange differences arising, if any, are classified as equity and transferred to the Group's translation reserve.

(f) Cash and Cash Equivalents

Cash and cash equivalents comprise cash on hand and deposits repayable on demand with a financial institution. Cash balances and overdrafts in the balance sheet are stated at gross amounts with current assets and current liabilities, unless there is legal right of offset at the bank. The cash and cash equivalents balance primarily consists of cash, on call in bank deposits, bank term deposit with three month maturity and money market investments readily convertible into cash within 2 working days, net of outstanding bank overdrafts. Bank overdrafts are carried at the principal amount.

1 Statement of Significant Accounting Policies (continued)**(g) Trade and Other receivables**

Trade receivables which generally have 30-60 days terms are recognised initially at fair value and subsequently measured at amortised cost using the effective interest rate method, less any allowance for impairment. The Group reviews the collectability of trade receivables on an ongoing basis and makes an objective judgement concerning amounts considered not collectible. The amount of the loss is recognised in the income statement within operating expenses and classified as doubtful debts. Any subsequent recovery of amounts previously written off, are recorded as other income in the income statement.

(h) Inventory

Drilling consumables are valued at the lower of cost and net realisable value.

(i) Recoverable Amount of Non-Current Assets

Non-current assets valued on the cost basis are not carried at an amount above their recoverable amount, and where a carrying value exceeds the recoverable amount, the asset is written down to the lower amount. The write-down is recognised as an expense in the net profit or loss in the reporting period in which it occurs. Where a group of assets working together supports the generation of cash inflows, recoverable amount is assessed in relation to that group of assets.

(j) Impairment of Non-Financial Assets

At each reporting date the Company conducts an internal review of asset values of its non-financial assets to determine whether there is any evidence that the assets are impaired. External factors, such as changes in expected future processes, technology and economic conditions, are also monitored to assess for indicators of impairment. An impairment loss is recognised for the amount by which the asset's carrying amount exceeds its recoverable amount. The recoverable amount is the higher of an asset's fair value less costs to sell and value in use. For the purposes of assessing impairment, assets are grouped at the lowest levels for which there are independent cash inflows (cash generating units).

An impairment loss is recognised if the carrying amount of an asset or its cash-generating unit exceeds its recoverable amount. A cash-generating unit is the smallest identifiable asset group that generates cash flows that largely are independent from other assets and groups. Impairment losses are recognised in the income statement. Impairment losses recognised in respect of cash-generating units are allocated first to reduce the carrying amount of any goodwill allocated to the units and then to reduce the carrying amount of the other assets in the unit or group of units on a pro rata basis.

(k) Plant and Equipment

Items of property, plant and equipment are measured at cost less accumulated depreciation and impairment losses. Cost includes acquisition, being the fair value of the consideration provided, plus incidental costs directly attributable to the acquisition.

Subsequent costs directly related to an item of property are recognised in the carrying amount of that item of property plant and equipment only when it is probable that the future economic benefits embodied within the item will flow to the consolidated entity and the cost of the item can be measured reliably. All other costs, including repairs and maintenance, are recognised in the income statement as an expense.

1 Statement of Significant Accounting Policies (continued)

(k) Plant and Equipment (continued)

Depreciation is recognised in the income statement on a straight-line or diminishing value basis over the estimated useful life of each part of an item of property plant and equipment. Those items of property, plant and equipment under construction are not depreciated.

The following useful lives are used in the calculation of depreciation for each class of property, plant and equipment:

Leasehold Improvements	5 years
Furniture and Fittings	5 – 10 years
Plant and Equipment	7 – 10 years
Drilling Rigs	7 – 10 years
Motor Vehicles	3 – 5 years
Other Drilling Equipment	5 – 10 years
Office Equipment	5 – 10 years

(l) Leased Assets

Leases are classified at their inception as either operating or finance leases based on the economic substance of the agreements as to reflect the risks and benefits incidental to ownership. Operating lease payments are leases under which the lessor effectively retains substantially all of the risks and benefits of ownership of the leased item are recognised as an expense on a straight-line basis.

A finance lease effectively transfers to the lessee substantially all the risks and benefits incidental to ownership of the leased item, capitalised at the present value of the minimum lease payments and disclosed as property, plant and equipment under lease. A lease liability of equal value is also recognised.

Capitalised lease assets are depreciated over the shorter of the estimated useful life of the assets and the lease term. Minimum lease payments are allocated between interest expense and reduction of the lease liability with the interest expense calculated using the interest rate implicit in the lease and recognised directly in net profit.

The cost of improvements to or on leased property is capitalised, disclosed as leasehold improvements, and amortised over the unexpired period of the lease or the estimated useful lives of the improvements, whichever is the shorter.

(m) Trade and Other Payables

Trade payables and other payables are carried at amortised cost. They represent unsecured liabilities for goods and services procured by the Cougar Metals Group prior to the financial period that remain unpaid and occur when the Group becomes obligated to make future payments. The amounts are unsecured and are usually paid within 30 days of recognition.

(n) Employee Benefits

Liabilities for employee related benefits comprising wages, salaries, annual leave and long service leave are categorised as present obligations resulting from employees services provided up to and including the reporting date. The liabilities are calculated at discounted amounts based on remuneration wage and salary rates the Group expects to pay as at reporting date including related on-costs, such as payroll tax and workers compensation insurance, when it is probable that settlement will be required and they are capable of being measured reliably.

Liabilities recognised in respect of employee benefits expected to be settled within 12 months, are measured at their nominal values using the remuneration rate expected to apply at the time of settlement. Liabilities recognised in respect of employee benefits which are not expected to be settled within 12 months are measured as the present value of the estimated future cash outflows to be made by the Group in respect of services provided by employees up to report date.

1 Statement of Significant Accounting Policies (continued)**(n) Employee Benefits (continued)**

Employee superannuation entitlements are charged as an expense when they are incurred and recognised as other creditors until the contribution is paid. Employee benefit expenses and revenues are recognised against profits on a net basis in their respective categories.

(o) Loans and Borrowings

Loans and borrowings are initially recognised at fair value of the consideration received less directly attributable transaction costs incurred. Borrowings are subsequently measured at amortised cost utilising the effective interest rate method. Difference occurring between the proceeds (net of transaction costs) and the redemption amount is recognised in the income statement over the period of the borrowings using the effective interest method.

Borrowings are classified as current liabilities unless the Company has an unconditional right to defer settlement of the liability for at least 12 months after the balance sheet date. All borrowing costs are recognised as an expense in the period in which they are incurred.

(p) Financial Instruments**Debt and Equity Instruments**

Debt and equity instruments are classified as either financial liabilities or as equity in accordance with the substance of the contractual arrangement.

Financial Assets

Investments are recognised and derecognised on trade date where the purchase or sale of an investment is under contract whose terms require delivery of the investment within the timeframe established by the market concerned, and are initially measured at fair value, net of transaction costs except for those financial assets classified as fair value through profit or loss which are initially measured at fair value.

Subsequent to initial recognition, investments in subsidiaries are measured at cost in the Company financial statements. Subsequent to initial recognition, investments in associates are accounted for under the equity method in the consolidated financial statements and the cost method in the Company financial statements.

Loans and Receivables

Trade receivables, loans, and other receivables that have fixed or determinable payments that are not quoted in an active market are classified as 'loans and receivables'. Non-current loans and receivables are measured at amortised cost using the effective interest rate method less impairment. Interest is recognised by applying the effective interest rate. Current trade receivables are recorded at the invoiced amount and do not bear interest.

Financial Liabilities

Financial liabilities are classified as either financial liabilities at fair value through profit or loss or other financial liabilities. Financial liabilities at fair value through profit or loss are stated at fair value, with any resultant gain or loss recognised in profit or loss. The net gain or loss recognised in profit or loss incorporates any interest paid on the financial liability.

Other financial liabilities, including borrowings, are initially measured at fair value, net of transaction costs, and subsequently measured at amortised cost using the effective interest method, with interest expense recognised on an effective yield basis. The effective interest method is a method of calculating the amortised cost of a financial liability and of allocating interest expense over the relevant period. The effective interest rate is the rate that exactly discounts the estimated future cash payments through the expected life of the financial liability, or, where appropriate, a shorter period.

1 Statement of Significant Accounting Policies (continued)**(q) Revenue Recognition**

Revenue from the sale of goods and rendering of services is measured at the fair value of the consideration received or receivable, net of returns and allowances, trade discounts, volume rebates and sales taxes. Revenue is recognised when the significant risks and rewards of ownership have been transferred to the buyer, recovery of the consideration is probable, the associated costs or services and possible return of goods can be estimated reliably, and there is no continuing management involvement with the goods. Transfers of risks and rewards vary depending on the individual terms of the contract of sale and with local statute, but are generally when title and insurance risk has passed to the customer and the goods have been delivered to a contractually agreed location. Interest revenue is recognised as it accrues using the effective interest rate method.

(r) Current and Deferred Taxation

Income tax expense comprises current and deferred tax. Income tax expense is recognised in profit or loss except to the extent that it relates to items recognised directly in equity, in which case it is recognised in equity.

Current tax is the expected tax payable on the taxable income for the year, using tax rates enacted or substantively enacted at the reporting date, and any adjustment to tax payable in respect of previous years.

Deferred tax is recognised using the balance sheet method, in respect of all temporary differences that have originated but not reversed at the balance sheet date where transactions or events that result in an obligation to pay more tax in the future or a right to pay less tax in the future have occurred at the balance sheet date. Temporary differences are differences between the Group's tax base of an asset or liability and its carrying amount in the statement of financial position.

Deferred tax is not recognised for the following temporary differences: the initial recognition of goodwill, the initial recognition of assets or liabilities in a transaction that is not a business combination and that affects neither accounting nor taxable profit, and differences relating to investments in subsidiaries to the extent that they probably will not reverse in the foreseeable future.

Deferred tax assets are recognised for deductible timing differences and unused tax losses only if it is probable that future taxable amounts will be sufficient to utilise those deductible timing differences and unused tax losses.

Deferred tax is measured at the tax rates that are expected to be applied to the temporary differences when they reverse, based on the laws that have been enacted or substantively enacted by the reporting date.

A deferred tax asset is regarded as recoverable and therefore recognised only when, on the basis of all available evidence, it can be regarded as more likely than not that there will be suitable taxable profits from which the future reversal of the underlying temporary differences or unused tax losses and tax credits can be deducted. Deferred tax assets are reviewed at each reporting date and are reduced to the extent that it is no longer probable that the related tax benefit will be realised.

Additional income taxes that arise from the distribution of dividends are recognised at the same time as the liability to pay the related dividend is recognised.

1 Statement of Significant Accounting Policies (continued)**(s) Business Combinations**

Acquisitions of subsidiaries and businesses are accounted for using the acquisition method. The consideration for each acquisition is measured at the aggregate of the fair values (at the date of exchange) of assets given, liabilities incurred or assumed, and equity instruments issued by the Group in exchange for control of the acquiree. Acquisition-related costs are recognised in profit or loss as incurred.

Where applicable, the consideration for the acquisition includes any asset or liability resulting from a contingent consideration arrangement, measured at its acquisition-date fair value. Subsequent changes in such fair values are adjusted against the cost of acquisition where they qualify as measurement period adjustments (see below). All other subsequent changes in the fair value of contingent consideration classified as an asset or liability are accounted for in accordance with relevant Standards. Changes in the fair value of contingent consideration classified as equity are not recognised.

Where a business combination is achieved in stages, the Group's previously held interests in the acquired entity are remeasured to fair value at the acquisition date (i.e. the date the Group attains control) and the resulting gain or loss, if any, is recognised in profit or loss. Amounts arising from interests in the acquiree prior to the acquisition date that have previously been recognised in other comprehensive income are reclassified to profit or loss, where such treatment would be appropriate if that interest were disposed of.

The acquiree's identifiable assets, liabilities and contingent liabilities that meet the conditions for recognition under AASB 3 are recognised at their fair value at the acquisition date, except that:

- deferred tax assets or liabilities and liabilities or assets that relate to employee benefit arrangements are recognised and measured in accordance with AASB 112 *Income Taxes* and AASB 119 *Employee Benefits* respectively;
- liabilities or equity instruments related to the replacement by the Group of an acquiree's share based payment awards are measured in accordance with AASB 2 *Share-based Payment*; and
- assets (or disposal groups) that are classified as held for sale in accordance with AASB 5 *Noncurrent Assets Held for Sale and Discontinued Operations* are measured in accordance with that Standard.

If the initial accounting for a business combination is incomplete by the end of the reporting period in which the combination occurs, the Group reports provisional amounts for the items for which the accounting is incomplete. Those provisional amounts are adjusted during the measurement period (see below), or additional assets or liabilities are recognised, to reflect new information obtained about facts and circumstances that existed as of the acquisition date that, if known, would have affected the amounts recognised as of that date.

The measurement period is the period from the date of acquisition to the date the Group obtains complete information about facts and circumstances that existed as of the acquisition date – and is subject to a maximum of one year.

1 Statement of Significant Accounting Policies (continued)**(t) Goods and Services Tax (GST)**

Revenues, expenses and assets are recognised net of the amount of GST, except where the amount of GST incurred is not recoverable from the Australian Taxation Office (ATO). In these circumstances the GST is recognised as part of the cost of acquisition of the asset or as part of an item of the expense.

Receivables and payables in the statement of financial position are shown inclusive of GST.

The net amount of GST recoverable from, or payable to, the ATO is included as a current asset or liability in the statement of financial position.

Cash flows are included in the statement of cash flows on a gross basis. The GST components of cash flows arising from investing and financing activities which are recoverable from, or payable to, the ATO are classified as operating cash flows.

(u) Earnings per Share

Basic earnings per share is calculated as net profit attributable to members of the parent, adjusted to exclude any costs of servicing equity (other than dividends) and preference share dividends, divided by the weighted average number of ordinary shares, adjusted for any bonus element.

Diluted earnings per share are calculated as net profit attributable to members of the parent, adjusted for:

- Costs of servicing equity (other than dividends) and preference share dividends;
- The after tax effect of dividends and interest associated with dilutive potential ordinary shares that have been recognised as an expense; and
- Other non-discretionary changes in revenue or expenses during the period that would result from the dilution of potential ordinary shares;

and divided by the weighted average number of ordinary shares and dilutive potential ordinary shares, adjusted for any bonus element. The dilutive effect, if any, of outstanding options is reflected as additional share dilution in the computation of earnings per share.

(v) Share Based Payments

The Group provides benefits to employees (including directors) of the Group in the form of share-based payment transactions, whereby employees render services in exchange for shares or rights over shares ('equity-settled transactions'). The cost of these equity-settled transactions with employees is measured by reference to the fair value at the date at which they are granted.

In valuing equity-settled transactions, no account is taken of any performance conditions, other than conditions linked to the price of the shares of the Company ('market conditions'). The cost of equity-settled transactions is recognised, together with a corresponding increase in equity, over the period in which the performance conditions are fulfilled, ending on the date on which the relevant employees become fully entitled to the award ('vesting date').

The cumulative expense recognised for equity-settled transactions at each reporting date until vesting date reflects: (i) the extent to which the vesting period has expired and (ii) the number of awards that, in the opinion of the directors of the Group, will ultimately vest. This opinion is formed based on the best available information at balance date. No adjustment is made for the likelihood of market performance conditions being met as the effect of these conditions is included in the determination of fair value at grant date. No expense is recognised for awards that do not ultimately vest, except for awards where vesting is conditional upon a market condition.

1 Statement of Significant Accounting Policies (continued)**(v) Share Based Payments (continued)**

Where the terms of an equity-settled award are modified, as a minimum an expense is recognised as if the terms had not been modified. In addition, an expense is recognised for any increase in the value of the transaction as a result of the modification, as measured at the date of modification. Where an equity-settled award is cancelled, it is treated as if it had vested on the date of cancellation, and any expense not yet recognised for the award is recognised immediately. However, if a new award is substituted for the cancelled award, and designated as a replacement award on the date that it is granted, the cancelled and new award are treated as if they were a modification of the original award, as described in the previous paragraph.

(w) Exploration and Evaluation

Exploration and evaluation expenditures in relation to each separate area of interest are recognised as an exploration and evaluation asset in the year in which they are incurred where the following conditions are satisfied:

- i) the rights to tenure of the area of interest are current; and
- ii) at least one of the following conditions is also met:
 - (a) the exploration and evaluation expenditures are expected to be recouped through successful development and exploration of the area of interest, or alternatively, by its sale; or
 - (b) exploration and evaluation activities in the area of interest have not, at the reporting date, reached a stage which permits a reasonable assessment of the existence or otherwise of economically recoverable reserves, and active and significant operations in, or in relation to, the area of interest are continuing.

Exploration and evaluation assets are initially measured at cost and include acquisition of rights to explore, studies, exploratory drilling, trenching and sampling and associated activities and an allocation of depreciation and amortisation of assets used in exploration and evaluation activities. General and administrative costs are only included in the measurement of exploration and evaluation costs where they are related directly to operational activities in a particular area of interest.

Exploration and evaluation assets are assessed for impairment when facts and circumstances suggest that the carrying amount of an exploration and evaluation asset may exceed its recoverable amount. The recoverable amount of the exploration and evaluation asset (or the cash-generating unit(s) to which it has been allocated, being no larger than the relevant area of interest) is estimated to determine the extent of the impairment loss (if any). Where an impairment loss subsequently reverses, the carrying amount of the asset is increased to the revised estimate of its recoverable amount, but only to the extent that the increased carrying amount does not exceed the carrying amount that would have been determined had no impairment loss been recognised for the asset in previous years.

Where a decision is made to proceed with development in respect of a particular area of interest, the relevant exploration and evaluation asset is tested for impairment and the balance is then reclassified to development.

(x) Convertible Notes

Convertible notes issued by the Group are classified separately as financial liabilities and equity in accordance with the substance of the contractual arrangements and the definitions of a financial liability and an equity instrument. Conversion options that will be settled by the exchange of a fixed amount of cash or another financial asset for a fixed number of the Company's own equity instruments is an equity instrument.

At the date of issue, the fair value of the liability component is estimated using the prevailing market interest rate for similar non-convertible instruments. This amount is recognised as a liability on an amortised cost basis using the effective interest method until extinguished upon conversion or at the instrument's maturity date.

The conversion option classified as equity is determined by deducting the amount of the liability component from the fair value of the compound instrument as a whole. This is recognised and included in equity, net of income tax effects, and is not subsequently remeasured. In addition, the conversion option classified as equity will remain in equity until the conversion option is exercised, in which case, the balance recognised in equity will be

transferred to equity. Where the conversion option remains unexercised at the maturity date of the convertible note, the balance recognised in equity will be transferred to retained profits.

1 Statement of Significant Accounting Policies (continued)

(x) Convertible Notes (continued)

No gain or loss is recognised in profit or loss upon conversion or expiration of the conversion option. Transaction costs that relate to the issue of the convertible notes are allocated to the liability and equity components in proportion to the allocation of the gross proceeds. Transaction costs relating to the equity component are recognised directly in equity. Transaction costs relating to the liability component are included in the carrying amount of the liability component and are amortised over the lives of the convertible notes using the effective interest method.

(y) Critical Accounting Judgements and Key Sources of Estimation Uncertainty

In the application of the Group's accounting policies, the directors are required to make judgements, estimates and assumptions about the carrying amounts of assets and liabilities that are not readily apparent from other sources. The estimates and associated assumptions are based on historical experience and other factors that are considered to be relevant. Actual results may differ from these estimates.

The estimates and underlying assumptions are reviewed on an ongoing basis. Revisions to accounting estimates are recognised in the period in which the estimate is revised if the revision affects only that period, or in the period of the revision and future periods if the revision affects both current and future periods.

Critical judgements in applying accounting policies

The following are the critical judgements, apart from those involving estimations, that the directors have made in the process of applying the Group's accounting policies and that have the most significant effect on the amounts recognised in the consolidated financial statements.

Revenue recognition

In making their judgement, the directors considered the detailed criteria for the recognition of revenue from the sale of goods set out in AASB 118 'Revenue' and, in particular, whether the Group had transferred to the buyer the significant risks and rewards of ownership of the goods. The Directors are satisfied that the significant risks and rewards have been transferred and that recognition of the revenue in the current year is appropriate.

Impairment of financial assets

Impairment is recognised when there is a reasonable doubt that trade receivables are uncollectible.

Share based payment transactions

The Group measures the cost of equity-settled transactions with management personnel and consultants by reference to the fair value of the equity instruments at the date at which they are granted. The fair value is determined using the Black Scholes model, with the assumptions detailed in the relevant notes. The accounting estimates and assumptions relating to equity-settled share-based payments would have no impact on the carrying amounts of assets and liabilities within the next annual reporting period but may impact expenses and equity.

Exploration expenditure

The group's accounting policy for exploration and evaluation assets is set out in note 1 (w).

Key sources of estimation uncertainty

The following are the key assumptions concerning the future, and other key sources of estimation uncertainty at the end of the reporting period, that have a significant risk of causing a material adjustment to the carrying amounts of assets and liabilities within the next financial year.

1 Statement of Significant Accounting Policies (continued)

(y) Critical Accounting Judgements and Key Sources of Estimation Uncertainty (continued)

Useful lives of property, plant and equipment

As described above, the Group reviews the estimated useful lives of property, plant and equipment at the end of each reporting period. During the current year, the directors determined that the useful lives of certain items of equipment should be shortened, due to developments in technology.

Taxes

The calculation of tax liabilities involves uncertainties in the application of complex tax laws. Estimates for the potential outcome of any uncertain tax position is highly judgmental. However, the Group believe that it has adequately provided for uncertain tax positions. Settlement of these uncertainties in a manner inconsistent with the Group's expectations could have impact the financial performance and position of the Group. The Group recognises a liability for uncertain tax positions when it is probable that an outflow of economic resources will occur. Measurement of the liability for uncertain tax positions is based on management's best estimate of the amount of tax benefit that will be realised upon settlement in the relevant jurisdiction.

Share-based payments

The Group measures the cost of equity-settled transactions with employees by reference to the fair value of the equity instruments at the date at which they are granted. The fair value is determined by an internal valuation using a Black-Scholes option pricing model, using the assumptions detailed in note 18.

	Consolidated 2018 \$	Consolidated 2017 \$
2 Revenue – continuing operations		
Interest revenue	1,616	1,591
Total finance revenue	1,616	1,591
3 Expenses – continuing operations		
Loss before tax is arrived after charging the following expenses:		
(a) Depreciation		
Depreciation expense	2,196	566
(b) Finance costs		
Interest expense	26,263	16,262
Bank charges	5,693	-
	31,956	16,262
(c) Corporate expenditure		
Consultancy fees	509,842	110,264
Director fees	371,165	376,119
Other	64,453	37,018
Share registry fees	16,356	9,821
Wages and salaries	10,336	20,589
	972,152	553,811

4 Income tax benefit

Major components of income tax expense for the years ended 30 June 2018 and 30 June 2017 are:

Continuing operations:

Current income tax charge	-	-
Deferred income tax	-	-
Income tax benefit on continuing operations	-	179
Income tax on discontinued operations	-	-
Income tax benefit reported in the income statement	-	179

A reconciliation of income tax expense applicable to accounting loss before income tax at the statutory income tax rate to income tax expense at the company's effective income tax rate is as follows:

Accounting loss before tax – continuing operations	(2,471,415)	(693,215)
Accounting loss before tax – discontinued operations	(954,630)	(753,614)
Accounting loss before tax for the year	(3,426,045)	(1,446,829)
Income tax benefit calculated based on rate of 27.5% (2017: 30%)	(942,162)	(434,049)
Add: Non-assessable expenditure	321,777	-
Less: Temporary differences	(87,335)	
Add: Tax loss not brought to account as a deferred tax asset	707,720	434,049
Income tax benefit recognised in profit or loss	-	-

At reporting date the consolidated entity has unused Australian tax losses of \$13,145,899 (2017: \$10,700,743) that are available for offset against future taxable profits. The ability to offset unused tax losses in the event that

4 Income Tax Benefit (continued)

taxable profits are generated in the future will be dependent upon the taxation rules prevailing at that time and the consolidated entity satisfying the conditions for offset.

5 Related party transactions

a) Directors and key management personnel

The following persons were Directors and key management personnel of Cougar Metals NL during the financial year:

Randal Swick	Chairman (<i>appointed 27 November 2014</i>) Executive Chairman
David Symons	Non-Executive Director (<i>appointed 31 August 2016</i>)
Brian Thomas	Non-Executive Director (<i>appointed 8 June 2018</i>)

b) Key Management Compensation

The aggregate compensation made to key management personnel of the group is set out below. Refer to Remuneration Report attached in the Director's Report for more details.

	2018 \$	2017 \$
Short term employee benefits	377,400	376,119
Post-employment benefits	-	-
	<u>377,400</u>	<u>376,119</u>

c) Other Transactions with the Company

A number of directors of the Company, or their director-related entities, hold positions in other entities that result in them having control or significant influence over the financial or operating policies of those entities. The terms and conditions of the transactions with directors and their director related entities were no more favourable than those available, or which might reasonably be expected to be available, on similar transactions to non-director related entities on an arm's length basis.

The aggregate amounts paid or payable during the year relating to directors and their director-related entities were:

Related entities	Transaction	2018 \$
Corporate Management Services LLC – R. Swick	Consulting Fees (Marcia Swick)	75,000
Independent Metallurgical Operations – Symons	Metallurgical services	4,840
Related entities	Transaction	2017 \$
Corporate Management Services LLC – R. Swick	Consulting Fees (Marcia Swick)	67,500

5 Related party transactions (continued)

d) Payable to related parties

The following balances are outstanding at the reporting date in relation to transactions with related parties:

	2018	2017
<i>Trade and other payables</i>	\$	\$
Corporate Management Services LLC – Randal Swick	1,124,833	891,433
Independent Metallurgical Operations – David Symons	49,350	36,667
B D Thomas and Associates – Brian Thomas	22,750	3,500
Scott A Reid	20,000	-
M&A Family Trust – Michael Fry	-	237,219
<i>Loan to Related Parties</i>		
Randal Swick*	1,243,307	1,039,186

* \$950,307 relates to discontinued operations (2017: \$822,133). Refer to Note 16 for more details on loan.

	Consolidated 2018 \$	Consolidated 2017 \$
6 Auditor's remuneration		
Remuneration of the auditor of the parent entity for:		
Auditing or reviewing the financial report	40,505	39,596
	<u>40,505</u>	<u>39,596</u>

7 Loss per share

Loss from continuing operations - used
in the calculation of loss per share

Net loss for year – used in the
calculation of loss per share

**Weighted average number of shares
used in calculating loss per share**

Diluted and undiluted loss per share from continuing operations
(cents)

Diluted and undiluted loss per share from continuing and
discontinued operations (cents)

8 Cash and cash equivalents

Cash at bank and in hand
Short-term bank deposits

(2,471,415)	(693,215)
(3,426,045)	(1,446,829)
2018 No.	2017 No.
901,213,891	704,427,037
(0.27)	(0.10)
(0.38)	(0.21)
Consolidated 2018 \$	Consolidated 2017 \$
7,818	378,249
20,000	20,000
27,818	398,249

8 Cash and Cash Equivalents (continued)

a) Reconciliation of cash flow from operations with loss after income tax

Loss for the year	(3,426,045)	(1,446,829)
Non-cash flows in loss		
Depreciation	2,195	101,374
Impairment expense	1,170,099	32,931
Foreign Exchange loss	14,843	-
Profit on disposal of assets	(596,849)	(263,448)
Changes in assets and liabilities		
Decrease in trade and other receivables	202,043	341,440
Decrease in inventories	-	37,567
Decrease in other assets	73,673	37,787
Increase in trade payables and accruals	265,964	333,116
(Decrease)/increase in provisions	363,775	79,231
Net cash (used in) operating activities	<u>(1,930,301)</u>	<u>(461,158)</u>

b) Cash and cash equivalents as shown in the consolidated statement of cash flows is reconciled to the related items in the consolidated statement of financial position as follows:

	Consolidated 2018 \$	Consolidated 2017 \$
Cash and cash equivalents as per the consolidated statement of financial position	27,818	398,249
Cash and cash equivalents attributable to discontinued operations	(3,275)	352,037
	<u>24,543</u>	<u>750,286</u>

c) Changes in liabilities arising from financing activities

		Non Cash			
	1 July 2017	Cash Flows	Transaction Costs	Amortisation of Transaction Costs	30 June 2018
Related Part Loan	1,039,187	151,819	-	-	1,191,006
Convertible Note	-	252,500	(196,000)	25,292	81,792
Total	1,039,187	404,319	(196,000)	25,292	1,272,798

9 Trade and other receivables

Consideration receivable (d)	1,706,520	1,640,025
Other Receivables	86,376	155,064
Provision for Impairment	(1,779,036)	(1,712,541)
	13,860	82,548

- a) Trade debtors are non-interest bearing and generally on 30 day terms. A provision for impairment loss is recognised when there is objective evidence that an individual trade receivable is impaired.
- b) Due to the short term nature of these receivables their carrying value is assumed to approximate their fair value.
- c) Effective interest rates risk and credit risk – information concerning the effective interest rate and credit risk of both current and non-current receivables is detailed in note 23.
- d) The Group disposed of its interests in the Alta Floresta Project in Brazil during the 2014 financial year. Under the terms of the sale agreement, the proceeds were to be received over a 2 year period. The acquirer failed to meet the agreed payment schedule and as a consequence the Group has commenced legal action to recover. Due to the uncertainty of recovery at this time, a provision for impairment of \$1,706,520 (2017: \$1,640,025), being the full amount of the receivable, has been recognised.

	Consolidated 2018 \$	Consolidated 2017 \$
--	-------------------------------------	-------------------------------------

10 Other assets

Current

Prepayments	76,907	3,234
	76,907	3,234

	Consolidated 2018 \$	Consolidated 2017 \$
--	-------------------------------------	-------------------------------------

11 Property, plant and equipment

Furniture and equipment:

At cost	9,837	7,714
Accumulated depreciation and impairment	(9,837)	(7,642)
	-	72

Opening written down value	72	112,525
Additions	2,123	-
Transferred to assets classified as held for sale	-	(111,887)
Depreciation	(2,195)	(566)
Closing written down value	-	72

12 Discontinued Operations and Assets and Liabilities Held for Sale

a) Assets and Liabilities Held for Sale

During the year ended 30 June 2017, the Company announced to the market its decision to wind back drilling operations in Brazil and Uruguay; and liquidate its position in order to focus on its graphite and lithium exploration assets. The Group's drilling operations comprise of the following companies:

- i) Cougar Brasilia Pty Ltd
- ii) Geologica Sondagens Ltda
- iii) Palinir S.A.

As at 30 June 2018, the Company is still in the process of negotiating for the sale of the above operations. The carrying amounts of assets and liabilities of the above operations as at 30 June 2018 are as follows:

	Consolidated 2018 \$	Consolidated 2017 \$
Assets classified as held for sale		
Cash and cash equivalents	(3,275)	352,037
Trade and other receivables	-	133,155
Property, plant and equipment	-	26,535
Exploration and evaluation expenditure	-	-
	<u>(3,275)</u>	<u>511,727</u>
Liabilities directly associated with Assets classified as held for sale		
Trade and other payables	(1,321,777)	(951,726)
Provisions	(2,517,963)	(2,412,870)
Loans and borrowings	(950,307)	(895,489)
	<u>(4,790,047)</u>	<u>(4,260,085)</u>
Net liabilities	<u>(4,793,322)</u>	<u>(3,748,358)</u>

During 2018, the Group sold various Brazilian drilling assets and motor vehicles. The gain on sale amounting to \$596,849 (2017: \$263,447) was recognised by the Group and is included in the loss from discontinued operations.

b) Financial Performance from discontinued operations

The financial performance of the discontinued operations are as follows:

	Consolidated 2018 \$	Consolidated 2017 \$
Revenue	157,156	2,043,665
Finance revenue	-	-
Profit on sale of assets	596,849	263,447
Other revenue	128,145	45,839
Total revenue	882,150	2,352,951
Expenses	(1,836,780)	(3,106,565)
Loss from discontinued operations before tax	(954,630)	(753,614)
Income tax benefit	-	-
Loss from discontinued operations	<u>(954,630)</u>	<u>(753,614)</u>

12 Discontinued Operations and Assets and Liabilities Held for Sale (continued)

c) Cash flows from discontinued operations

The cash flows from discontinued operation comprise of the following:

Net cash inflows/(outflows) from operating activities	(206,390)	2,879
Net cash inflows from investing activities	596,849	461,550
Net cash inflows from financing activities	80,366	291,427
Net cash inflow	<u>470,825</u>	<u>755,856</u>

13 Deferred exploration expenditure

Expenditure brought forward	832,607	-
Expenditure incurred during year	569,170	832,607
Expenditure impaired during year (i)	<u>(1,170,099)</u>	<u>-</u>
Expenditure carried forward	<u>231,678</u>	<u>832,607</u>

The ultimate recoupment of costs carried forward for exploration and evaluation phases is dependent on the successful development and commercial exploitation or sale of the mining areas.

- (i) The Directors have considered the requirements of AASB 6: Exploration for and Evaluation of Mineral Resources and of AASB 136: Impairment of Assets, and have reviewed the carrying value of exploration and evaluation expenditures, that mainly relate to the Ceara Lithium Project, Toamasina Saprolitic Graphite Project, Plateado Cobalt Project and the Shoal Lake East Gold Project. The Company have fully impaired all capitalised expenditure made in relation to the Toamasina Saprolitic Graphite Project as at 30 June 2018 due to uncertain outcome of the project. The Shoal Lake East Gold Project was fully impaired as at 30 June 2016, and no further expenditure was made on the project since then. The Directors have assessed the Ceara Lithium Project and Plateado Cobalt Project, and are not aware of any indicators of impairment, and hence no impairment was made on these 2 projects.

	Consolidated 2018 \$	Consolidated 2017 \$
14 Trade and other payables		
Current		
Trade payables	1,432,984	952,616
Accruals	<u>194,977</u>	<u>500,568</u>
	<u>1,627,961</u>	<u>1,453,184</u>

Due to the short term nature of these payables, their carrying value is assumed to approximate their fair value. The Payables disclosed are unsecured.

15 Provisions

Employee entitlements	<u>-</u>	<u>1,243</u>
-----------------------	----------	--------------

16 Loans and borrowings

Current

Loan from director related entity – unsecured	293,000	221,546
Convertible Note Face Value	360,000	-
Convertible Note Transaction Costs *	(278,208)	
	374,792	

Terms and conditions relating to the loan from director related entity:

- The Loan from director related entity – unsecured relates to an advance by Randal Swick (Executive Chairman). Advance is non-interest bearing.
- Randal Swick has provided the Company with a letter of financial support stating that he will not call upon any loans to the company within 12 months of signing the financial report unless agreed otherwise by the Directors. The total loan from Randal amounted to \$1,243,307 (2017: \$1,043,679), with \$950,307 (2017: \$822,133) relating to advances made to discontinued operations.
- Interest rate risk exposure: Details of the Group's exposure to interest rate changes on interest bearing liabilities are set out in note 23.
- Fair value disclosures: Details of the fair value of interest bearing liabilities for the Group are set out in note 23.

Terms and conditions relating to the Convertible Note:

- 2 Tranches of convertible notes to be issued to The Lind Partners, LLC at a face value of \$360,000 (\$300,000 cash) and \$600,000 (\$550,000 cash) respectively. Each convertible note is convertible into shares based on its face value. All convertible notes will not be convertible for 90 days following the date of execution.
 - During the lock-up period, the Company will have the right to buy back the Convertible Security for the face value or anytime thereafter at a 5% premium to the face value. After the lock-up period, Lind will have the option to convert the convertible notes and the conversion price that will be applicable to each conversion will be 90% of the average of three consecutive daily VWAPs, chosen by Lind, during the specified period prior to the conversion election, up to a maximum conversion amount of \$100,000 in any calendar month. However, Lind can also elect to convert at any time up to 50% of the face value of the Convertible Notes at a premium conversion price of 130% of the average of each of the 20 daily VWAPs immediately prior to the execution date of the funding agreement.
 - Maximum number of shares that may be issued to Lind in relation to conversions of convertible notes is 192,000,000 shares.
 - Term is 24 months from execution of the funding agreement.
- * Transaction costs are amortised to profit or loss over the term of the convertible note.
During the year \$25,292 has been expensed.

			Consolidated 2018 \$	Consolidated 2017 \$
17 Issued capital				
Ordinary fully paid ordinary shares			28,576,764	27,748,617
Contributing shares partly paid to \$0.01			3,426	3,426
			<u>28,580,190</u>	<u>27,752,043</u>

	2018 \$	2018 No.	2017 \$	2017 No.
Ordinary shares				
Balance at beginning of year	27,752,043	829,554,238	26,676,661	665,268,524
Issue of shares	800,000	61,538,462	1,150,000	164,285,714
Share based payments	211,667	26,709,991	-	-
Convertible note collateral shares	-	15,000,000	-	-
Share issue costs	(183,520)	-	(74,618)	-
Balance at end of year	<u>28,580,190</u>	<u>932,802,691</u>	<u>27,752,043</u>	<u>829,554,238</u>

On 9 August 2017, 21,806,071 fully paid ordinary shares at a fair value of \$0.007 per share were issued to Michael Fry, as partial satisfaction of all amounts owing by the Company to him on account of unpaid director and professional service fees as at 29 June 2017. On 22 December 2017, 1,570,552 fully paid ordinary shares at a fair value of \$0.007 were issued as final settlement of all amounts owing to Michael Fry.

On 31 August 2017, 3,333,368 fully paid ordinary shares at a fair value of \$0.007 per share were issued to David Symons as full and final satisfaction of all amounts owing by the Company to him on account of unpaid director fees as at 31 March 2017.

On 20 September 2017, a placement of 61,538,462 fully paid ordinary shares at an issue price of \$0.013 per share was issued to raise \$800,000 (gross of share issue costs).

On 7 June 2018, the Company issued 15,000,000 fully paid ordinary shares as collateral for the purposes of the convertible note issued on the same date.

Fully paid ordinary shares carry one vote per share and carry a right to dividends.

			Consolidated 2018 \$	Consolidated 2017 \$
18 Reserves				
Options reserve			331,520	-
Foreign currency reserve			(688,516)	(616,703)
			<u>(356,996)</u>	<u>(616,703)</u>

	2018 \$	2018 No.	2017 \$	2017 No.
Options reserve				
Balance at beginning of year	-	-	-	-
Share based payments	135,520	30,000,000	-	-
Convertible note transaction costs	196,000	40,000,000	-	-
Balance at end of year	<u>331,520</u>	<u>70,000,000</u>	<u>-</u>	<u>-</u>

18 Reserves (continued)

On 9 August 2017, 20,000,000 unlisted options exercisable at \$0.015 expiring on 31 July 2018 and 10,000,000 unlisted options exercisable at \$0.017 expiring on 30 June 2019 were issued as part of consideration to GTT Ventures for services in relation to capital raising for the Company.

On 7 June 2018, 40,000,000 unlisted options exercisable at \$0.01 expiring on 7 June 2021 were issued as part consideration to nominee of Lind Partners LLC for entering into a convertible note with the Company.

The Black-Scholes option pricing model was used to value the options and the following table lists the inputs to the model used for the valuation of the options:

Grant Date	Expiry Date	Exercise Price	Share Price at Grant Date	Expected Volatility	Risk-free Interest Rate	Fair Value per Option
9 Aug 2017	31 Jul 2018	\$0.015	\$0.008	100%	2.00%	\$0.0045
9 Aug 2017	30 Jun 2019	\$0.017	\$0.008	100%	2.00%	\$0.0045
7 Jun 2018	7 Jun 2021	\$0.01	\$0.006	162%	1.74%	\$0.0030

Grant Date	Expiry Date	Exercise Price	Balance at Start of Year	Granted	Exercised	Expired	Balance at End of Year
9 Aug 2017	31 Jul 2018	\$0.015	-	20,000,000	-	-	20,000,000
9 Aug 2017	30 Jun 2019	\$0.017	-	10,000,000	-	-	10,000,000
7 Jun 2018	7 Jun 2021	\$0.01	-	40,000,000	-	-	40,000,000
			-	70,000,000	-	-	70,000,000

19 Contingent assets and contingent liabilities

The Directors are not aware of any contingent liabilities or contingent assets as at 30 June 2018, with the exception of the following.

Shoal Lake East Gold Project

In 2015, Tycoon Gold Resources Inc, a wholly owned subsidiary incorporated in Canada, has commenced a legal action against the owner of the Shoal Lake East Gold Project with respect to concerns it has in relation to the owner's conduct and alleged breaches of certain representations and warranties made by the owner under the option agreement, which was referred to arbitration. In February 2016, the results of the arbitration were handed down with Tycoon succeeding on all major matters raised in the arbitration proceedings. The arbitrator awarded Tycoon costs totalling CDN\$297,165 on an indemnity basis. The matter remains incomplete pending the final award of the arbitrator.

Ceara Lithium Project

The Company and MMH Capital Ltd entered into a Letter of Intent on or about 2 August 2016 (**LOI**) under which the Company was to acquire an 85% interest in approximately 35 tenement applications in Brazil covering an area of ~60,000 Ha that are prospective for lithium mineralisation (**Tenement Applications**). Pursuant to the LOI, the Company agreed to issue, on completion of a definitive legal agreement, subject to available capacity or Shareholder approval, a total of 100,000,000 Shares as consideration for the acquisition of an 85% interest in the Tenement Applications. The Company obtained shareholder approval on 30 November 2017 at its Annual General Meeting, and has yet to issue the shares. The value of the shares as at 30 June 2018 is \$400,000 using the closing price of \$0.004 on 29 June 2018 (last trading day before balance date).

Toamasina Saprolitic Graphite Project

In November 2016, Cougar executed a Letter of Intent to acquire 100% of the Toamasina Saprolitic Graphite Project in Madagascar comprising a single tenement covering approximately 43 km² in a district with a history of high quality graphite production. Preliminary geological assessment of the project areas was undertaken during the year and preparations made for field-work.

In March 2017 a Definitive Agreement was executed with DNI Metals Inc in order to earn a 50% interest.

19 Contingent assets and contingent liabilities (continued)

On October 26, 2017 a further extension of 100 days was requested for delays beyond Cougar's control, including 42 days lost due to landowner issues being managed by DNI. As the requested extension was not granted by DNI, Cougar then issued a Notice of Default to DNI, which included a claim that the agreement was breached by DNI unreasonably withholding the requested extension.

Following the close of ASX trading on Friday 1 December, 2017 Cougar was provided a Notice of Default by DNI in regards to the Toasmina project earn-in agreement.

Cougar elected to have the defaults claimed by DNI adjudicated by arbitration as per the Agreement, by serving DNI with a Notice of Arbitration on December 6, 2017 seeking the following:-

- a) an order quashing DNI's notice of default and ordering specific performance of the Definitive Agreement, including an order extending the time for the performance of Cougar's obligations, including all steps required for the work program referred to in section 5.3 of the Definitive Agreement, and including an order requiring DNI to provide adequate protection and security for Cougar's employees and contractors against unlawful arrest, imprisonment or other harassment;
- b) alternatively, damages for breach and improper termination of the Definitive Agreement in the amount of US\$7.5 million per year for the life of the Project, being approximately 50% of the profits projected by DNI, on the basis of production of 12,000 tonnes of graphite per year at a margin of US\$1267.80 per tonne;
- c) in the further alternative, an order for rescission of the Definitive Agreement, including payment to Cougar of all amounts paid by it to DNI, plus all amounts paid by Cougar in relation to the Project, plus damages for Cougar's loss of bargain in the amount of US\$7.5 million per year for the life of the Project;
- d) damages resulting from DNI's misrepresentations to the market in press releases and in other statements published to third parties, in the amount of US\$5 million; and its full legal and arbitral costs.

On December 7 2017, DNI issued Cougar a Notice of Termination.

On September 24, 2018 a settlement was reached with DNI Metals Inc. which provides for payment to Cougar of CAD\$2,500,000. Refer Note 21.

20 Segment reporting

The Group has identified its operating segments based on the internal reports that are reviewed and used by the board of directors (chief operating decision makers) in assessing performance and determining the allocation of resources. The entity's primary segments are three businesses, being drilling operations, mineral exploration and resource development and gold operations.

Drilling operations consists of providing rigs, equipment, consumables and services for drilling holes for the purpose of extraction and presentation of rock and soil samples on a contract basis for mining and exploration companies in Brazil and Uruguay. This business depends upon the supply and utilisation of drilling rigs, the skills and training of the drilling services personnel and the ability to negotiate the contracts under which these services are provided to customers.

Mineral exploration and resource development involves the geological pursuit of identifying mineral resource systems for the purposes of extraction and or sale.

During the year ended 30 June 2018 the consolidated entity operated in the following Geographic Segments: Australia, Brazil, Uruguay, Canada and Madagascar (2017: Australia, Brazil, Uruguay, Canada and Madagascar).

Basis of accounting for purposes of reporting by operating segments*Accounting policies adopted*

Unless stated otherwise, all amounts reported to the Board of Directors as the chief decision maker with respect to operating segments are determined in accordance with accounting policies that are consistent to those adopted in the annual financial statements of the Group.

20 Segment reporting (continued)

Inter-segment transactions

An internally determined transfer price is set for all inter-entity sales. This price is re-set quarterly and is based on what would be realised in the event the sale was made to an external party at arm's-length. All such transactions are eliminated on consolidation for the Groups financial statements.

Corporate charges are allocated to reporting segments based on the segments' overall proportion of revenue generation within the Group. The Board of Directors believes this is representative of likely consumption of head office expenditure that should be used in assessing segment performance and cost recoveries.

Inter-segment loans payable and receivable are initially recognised at the consideration received net of transaction costs. If inter-segment loans receivable and payable are not on commercial terms, these are not adjusted to fair value based on market interest rates. This policy represents a departure from that applied to the statutory financial statements.

Segment assets

Where an asset is used across multiple segments, the asset is allocated to the segment that receives the majority of economic value from the asset. In the majority of instances, segment assets are clearly identifiable on the basis of their nature and physical location.

Unless indicated otherwise in the segment assets note, investments in financial assets, deferred tax assets and intangible assets have not been allocated to operating segments.

Segment liabilities

Liabilities are allocated to segments where there is direct nexus between the incurrence of the liability and the operations of the segment. Borrowings and tax liabilities are generally considered to relate to the Group as a whole and are not allocated. Segment liabilities include trade and other payables and certain direct borrowings.

Unallocated items

The following items of revenue, expense, assets and liabilities are not allocated to operating segments as they are not considered part of the core operations of any segment:

- impairment of assets and other non-recurring items of revenue or expense

The details of the financial information for each segment are as follows:

	Continuing Operations		Discontinued Operations		
	Australian Administration & Evaluation	Canada Exploration & Evaluation	Brazil Drilling Operations	Uruguay Drilling Operations	Total Operations
	\$	\$	\$	\$	\$
30 June 2018					
Revenue					
Sales to external customers	-	-	157,156	-	157,156
Finance revenue	1,616	-	-	-	1,616
Profit on Sale of Assets	-	-	596,849	-	591,252
Other	-	-	128,145	-	128,145
Segment revenue	1,616	-	882,150	-	878,199
Segment loss before tax	(2,391,777)	(79,639)	(736,352)	(218,277)	(3,351,918)
Assets and liabilities					
Segment assets	336,108	14,258	(3,275)	-	347,091
Segment liabilities	(1,906,092)	(88,758)	(2,992,228)	(1,805,825)	(6,792,903)
Segment net assets / (liabilities)	(1,569,984)	(74,500)	(2,995,503)	(1,805,824)	(6,445,812)

20 Segment reporting (continued)

Movements in assets

Addition of plant and equipment	2,123	-	-	-	2,123
Depreciation expense	2,195	-	2,600	-	4,795
Doubtful debts	-	-	122,414	-	122,414
Impairment	1,170,099	-	-	-	1,170,099

	Continuing Operations		Discontinued Operations		
	Australian Administration Exploration & Evaluation \$	Canada Exploration & Evaluation \$	Brazil Drilling Operations \$	Uruguay Drilling Operations \$	Total Operations \$
30 June 2017					
Revenue					
Sales to external customers	-	-	2,043,665	-	2,043,665
Finance revenue	1,591	-	-	-	1,591
Foreign exchange gain	-	-	263,447	-	263,447
Other	-	-	45,839	-	45,839
Segment revenue	1,591	-	2,352,951	-	2,354,542
Segment (loss) / profit before tax	(656,884)	(36,511)	(696,733)	(56,701)	(1,446,829)
Assets and liabilities					
Segment assets	1,580,843	15,413	232,181	-	1,828,437
Segment liabilities	(1,597,300)	(152,030)	(2,529,157)	(1,657,571)	(5,936,058)
Segment net assets / (liabilities)	(16,457)	(136,617)	(2,296,976)	(1,657,571)	(4,107,621)
Movements in assets					
Addition of plant and equipment	-	-	15,456	-	15,456
Depreciation expense	566	-	100,808	-	101,374
Doubtful debts	951	-	(42,883)	-	(41,932)
Impairment	-	(3,799)	-	-	(3,799)

21 Events after balance sheet date

On 31 July 2018, 20,000,000 unlisted options expired.

On 29 August 2018 Cougar received a payment of \$500,000 from the second tranche of convertible notes with a face value of \$600,000 and a \$50,000 prepayment for shares to be issued under the same agreement.

On 25 September 2018 the Company announced that it has reached a settlement of the arbitration with DNI Metals Inc ("DNI") concerning the Vohitsara graphite project in Madagascar.

The settlement provides for payment to Cougar by DNI of CAD\$2,500,000, payable in eight quarterly instalments, six of which will be in the amount of CAD\$250,000 and two of which will be in the amount of CAD\$500,000 (the third and fourth quarterly instalments). The instalments shall commence starting 6 months from the settlement date, or 14 days after DNI's next successful financing.

The settlement also provides for payment of an accelerated amount of up to CAD\$1,000,000 in the event of a sale of the Vohitsara property.

21 Events after balance sheet date (continued)

The parties have agreed to settle all other matters between them, including a claim in the Ontario Superior Court brought against DNI by two employees of Cougar, and have agreed on mutual releases of all claims, which shall take effect on the completion of the settlement.

No other matters or circumstances have arisen since the end of the financial year which significantly affected or may significantly affect the operations of the Group, the results of those operations, or the state of affairs of the Group in future financial years except as stated below.

	Consolidated 2018 \$	Consolidated 2017 \$
22 Capital and leasing commitments		
Finance leases		
<1 year	-	73,357
1 – 5 years	-	-
>5 years	-	-
Minimum lease payments	-	-
Future finance charges	-	-
Lease liability	-	73,357
Comprising:		
Current liability (note 16)	-	73,357
Non-Current liability (note 16)	-	-
	-	73,357

Operating lease commitments

The Group has operating lease commitments of \$nil (2017: \$nil).

Exploration expenditure obligations

The Group has minimum expenditure obligations relating to its tenements of \$100,800 (2017: \$53,800).

23 Financial instruments

a) Financial risk management objectives

The Group's accounting and finance function co-ordinates access to domestic and financial markets, and monitors and manages the financial risks relating to the operations of the Group through internal risk reports which analyse exposures by degree and magnitude of risks. These risks include market risk (including currency risk, fair value interest rate risk and price risk), foreign currency risk, credit risk, liquidity risk and cash flow interest rate risk. The Group seeks to minimise the effects of these risks, where deemed appropriate.

b) Capital risk management

The Group manages its capital to ensure that entities in the Group will be able to continue as a going concern while maximising the return to stakeholders through the optimisation of the debt and equity balances. The capital structure of the Group consists of debt, which includes the borrowings disclosed in note 16, cash and cash equivalents and equity attributable to equity holders of the Parent, comprising issued capital, reserves, other equity and retained earnings (accumulated losses) as disclosed in note 24.

c) Market risk

The Group's activities expose it primarily to the financial risks of changes in interest rates. The Group enters into funding agreements with a variety of financial institutions to manage its exposure to interest rate risk.

23 Financial Instruments (continued)**d) Foreign currency risk**

As a result of the operating activities in Brazil and Canada and the ongoing funding of overseas operations from Australia, the Group's balance sheet can be affected by movements in the Brazilian Real (BRL) / Australian Dollar (AUD), Canadian Dollar (CDN) and US Dollar (USD) / Australian Dollar (AUD) exchange rates. The Group seeks to mitigate the effect of its foreign currency exposure by timing its purchase and payment to coincide with highs in the BRL/AUD, CDN/AUD and USD/AUD exchange rate cycle.

100% of the Group's sales are denominated in currencies other than the functional currency of the operating entity making the sale, with the majority of costs also denominated in the unit's functional currency.

Presently, each operating entity's profits and surplus cash-flows are reinvested back into the operating entity to fund and facilitate ongoing growth, thus eliminating the need for measures to mitigate currency exposure.

e) Interest rate risk management

The Group is not exposed to any significant interest rate risk as entities within the Group are not party to significant borrowing arrangements. The necessity to undertake hedging activities is evaluated regularly to align with interest rate views and defined risk appetite; currently the Management of the Company takes the view that hedging activity is unnecessary. The Group's exposures to interest rates on financial assets and financial liabilities are detailed in the liquidity risk management section of this note.

f) Credit risk management

Credit risk refers to the risk that a counterparty will default on its contractual obligations resulting in financial loss to the Group. The Group has adopted a policy of only dealing with creditworthy counterparties as a means of mitigating the risk of financial loss from defaults.

Trade receivables consist of a large number of customers, spread across diverse industries and geographical areas. On-going credit evaluation is performed on the financial condition of accounts receivable.

The Group does not have any significant credit risk exposure to any single counterparty or any group of counterparties having similar characteristics. The credit risk on liquid funds is limited because the counterparties are banks with high credit ratings assigned by international credit-rating agencies.

The carrying amount of financial assets recorded in the financial statements, net of any allowances for losses, represents the Group's maximum exposure to credit risk.

g) Liquidity risk management

Ultimate responsibility for liquidity risk management rests with the Accounting Department and Board of Directors, who have built an appropriate liquidity risk management framework for the management of the Group's short, medium and long-term funding and liquidity management requirements.

The Group manages liquidity risk by maintaining adequate reserves, banking facilities and reserve borrowing facilities by continuously monitoring forecast and actual cash flows and matching the maturity profiles of financial assets and liabilities.

h) Liquidity and interest risk tables

The following tables detail the Group's remaining contractual maturity for its non-derivative financial liabilities. The tables have been presented based on the undiscounted cash flows of financial liabilities based on the earliest date on which the Group may be required to pay. The table includes both interest and principal cash flows.

23 Financial instruments (continued)

i) Interest rate risk

The following table sets out the carrying amount, by maturity, of the financial instruments that are exposed to interest rate risk.

Consolidated 2018	Weighted average effective interest rate %	Floating interest rate \$	Fixed interest rate maturing			Non- interest bearing \$	Total \$
			< 1 year \$	1 – 5 years \$	> 5 years \$		
Financial assets:							
Cash and cash equivalents	1.00%	7,818	20,000	-	-	-	27,818
Trade and other receivables	-	-	-	-	-	13,860	13,860
Total financial assets		7,818	20,000	-	-	13,860	41,678
Financial liabilities:							
Loan –related entity	-	-	-	-	-	293,000	293,000
Convertible note	-	-	-	-	-	81,792	81,792
Trade and other payables	-	-	-	-	-	1,627,961	1,627,961
Total financial liabilities		-	-	-	-	2,002,753	2,002,753

Consolidated 2017	Weighted average effective interest rate %	Floating interest rate \$	Fixed interest rate maturing			Non- interest bearing \$	Total \$
			< 1 year \$	1 – 5 years \$	> 5 years \$		
Financial assets:							
Cash and cash equivalents	0.30%	378,249	20,000	-	-	-	398,249
Trade and other receivables		-	-	-	-	82,548	82,548
Total financial assets		378,249	20,000	-	-	82,548	480,797
Financial liabilities:							
Hire Purchase liability	7.00%	-	73,357	-	-	-	73,357
Loan –related entity		-	-	-	-	1,039,187	1,039,187
Trade and other payables		-	-	-	-	2,279,909	2,279,909
Total financial liabilities		-	73,357	-	-	3,319,096	3,392,453

23 Financial instruments (continued)

i) Sensitivity analysis

The sensitivity table below show the effect on profit and equity after tax if interest rates at the balance date had increased or decreased by 1% (100 basis points) with all other variables held constant, taking into account all underlying exposures. The 100 basis point deviation has been selected as this is considered reasonable given the current level of both short and long term Australian interest rates. A 100 basis point sensitivity would move interest rates payable from 0.24% to 1.24% in an interest rate appreciation environment.

Interest rate risk

The Group's exposure to market risk for change in interest rates relates primarily to their interest bearing liabilities.

The following sensitivity analysis is based on the interest rate exposures in existence at the balance sheet date. At 30 June 2018, if interest rates had moved, as illustrated in the table below, with all other variables held constant, post-tax profit and equity would have been affected as follows:

Judgements of reasonably possible movements	Post tax profit higher / (lower)		Other Equity higher / (lower)	
	2018	2017	2018	2017
	\$	\$	\$	\$
+ 1% (100 basis points)	278	7,300	818	7,300
- 1% (100 basis points)	(278)	(7,300)	(818)	(7,300)
The movements in profit are due to higher/lower interest costs from variable rate debt and cash balances for the year.				

Fair value of financial instruments

Directors consider that carrying amounts of financial assets and financial liabilities recognised in the consolidated financial statements approximate their fair values. There are no financial assets or liabilities which are required to be revalued on a recurring basis.

	Parent Entity 2018 \$	Parent Entity 2017 \$
24 Parent entity disclosures		
(a) Financial position		
ASSETS		
Current Assets		
Cash and cash equivalents	27,521	398,119
Trade and other receivables	-	67,266
Other assets	76,907	3,234
Total Current Assets	104,428	468,619
Non-Current Assets		
Property, plant and equipment	-	72
Exploration and evaluation expenditure	231,678	875,271
Total Non-Current Assets	231,678	875,343
Total Assets	336,106	1,343,962

	Parent Entity 2018 \$	Parent Entity 2017 \$
24 Parent entity disclosures (continued)		
LIABILITIES		
Current Liabilities		
Trade and other payables	1,539,206	1,301,154
Provisions	-	1,243
Loans and borrowings	374,792	294,903
Total Current Liabilities	1,913,998	1,597,300
Total Liabilities	1,913,998	1,597,300
Net Liabilities	(1,577,892)	(253,338)
EQUITY		
Issued capital	28,580,190	27,752,043
Reserves	331,520	-
Accumulated losses	(30,489,602)	(28,005,381)
Total Equity	(1,577,892)	(253,338)
(b) Financial performance		
Net loss for the year	(2,484,221)	(421,451)
Other comprehensive income for the year:		
Exchange differences arising on translation of foreign operations	-	-
Total comprehensive result for the year	(2,484,221)	(421,451)

There are no guarantees entered into by Cougar Metals NL for the debts of its subsidiaries as at 30 June 2018 (2017: none).


The amounts applicable for Cougar Metals NL (the parent) and the Consolidated Group in relation to contingent assets and liabilities can be found in Note 19.

The amounts applicable for Cougar Metals NL (the parent) and the Consolidated Group in relation to commitments can be found in Note 22.

The Directors declare that:

- a) in the Directors' opinion, there are reasonable grounds to believe that the Consolidated Entity will be able to pay its debts as and when they become due and payable;
- b) in the Directors' opinion, the attached financial statements and notes thereto are in accordance with the Corporations Act 2001, including compliance with accounting standards and giving a true and fair view of the financial position and performance of the Company and the Consolidated Entity;
- c) in the Directors' opinion, the financial statements and notes thereto are in accordance with International Financial Reporting Standards issued by the International Accounting Standards Board as disclosed in Note 1(a); and
- d) the Directors have been given the declarations required by s295A of the Corporations Act 2001.

Signed in accordance with a resolution of the Directors made pursuant to s295(5) of the Corporations Act 2001.



Randal Swick
Executive Chairman

Dated this 30th day of September 2018

Independent Auditor's Report

To the Members of Cougar Metals NL

Report on the Audit of the Financial Report

Opinion

We have audited the financial report of Cougar Metals NL ("the Company") and its subsidiaries ("the Consolidated Entity"), which comprises the consolidated statement of financial position as at 30 June 2018, the consolidated statement of profit or loss and other comprehensive income, the consolidated statement of changes in equity and the consolidated statement of cash flows for the year then ended, and notes to the financial report, including a summary of significant accounting policies, and the directors' declaration.

In our opinion:

- a. the accompanying financial report of the Consolidated Entity is in accordance with the Corporations Act 2001, including:
 - (i) giving a true and fair view of the Consolidated Entity's financial position as at 30 June 2018 and of its financial performance for the year then ended; and
 - (ii) complying with Australian Accounting Standards and the Corporations Regulations 2001.
- b. the financial report also complies with International Financial Reporting Standards as disclosed in Note 1(b).

Basis for Opinion

We conducted our audit in accordance with Australian Auditing Standards. Those standards require that we comply with relevant ethical requirements relating to audit engagements and plan and perform the audit to obtain reasonable assurance about whether the financial report is free from material misstatement. Our responsibilities under those standards are further described in the *Auditor's Responsibilities for the Audit of the Financial Report* section of our report. We are independent of the Consolidated Entity in accordance with the auditor independence requirements of the *Corporations Act 2001* and the ethical requirements of the Accounting Professional and Ethical Standards Board's *APES 110 Code of Ethics for Professional Accountants* (the Code) that are relevant to our audit of the financial report in Australia. We have also fulfilled our other ethical responsibilities in accordance with the Code.

We believe that the audit evidence we have obtained is sufficient and appropriate to provide a basis for our opinion.



Bentleys Audit & Corporate
(WA) Pty Ltd

London House

Level 3,

216 St Georges Terrace

Perth WA 6000

PO Box 7775

Cloisters Square WA 6850

ABN 33 121 222 802


T +61 8 9226 4500

F +61 8 9226 4300

bentleys.com.au



A member of Bentleys, a network of independent accounting firms located throughout Australia, New Zealand and China that trade as Bentleys. All members of the Bentleys Network are affiliated only and are separate legal entities and not in Partnership. Liability limited by a scheme approved under Professional Standards Legislation.



Material Uncertainty Related to Going Concern

We draw attention to Note 1(c) in the financial report which indicates that the Consolidated Entity incurred a net loss of \$3,426,045 during the year ended 30 June 2018. As stated in Note 1(c), these events or conditions, along with other matters as set forth in Note 1(c), indicate that a material uncertainty exists that may cast significant doubt on the Consolidated Entity's ability to continue as a going concern. Our opinion is not modified in this respect of this matter.

Key Audit Matters

Key audit matters are those matters that, in our professional judgement, were of most significance in our audit of the financial report of the current period. These matters were addressed in the context of our audit of the financial report as a whole, and in forming our opinion thereon, and we do not provide a separate opinion on these matters.

Key audit matter	How our audit addressed the key audit matter
<p>Convertible Notes</p> <p>As disclosed in Note 16 to the financial report, the Consolidated Entity issued a convertible note during the year with a face value of \$360,000. As at 30 June 2018 the balance of the Convertible Notes liability was \$81,792 which reflects the tranches received to date less relevant transaction costs which are required to be amortised over the term of the convertible notes.</p> <p>Convertible Notes are considered to be a key audit matter due to:</p> <ul style="list-style-type: none"> the value of the balance; and the complexities involved in the recognition and measurement of convertible financial instruments and associated transaction costs. 	<p>Our procedures amongst others included:</p> <ul style="list-style-type: none"> analysing the agreement to identify the key terms and conditions for each convertible note; verification of the funds received from the issue of convertible notes during the year; assessing the accounting treatment of the financial instruments in accordance with the recognition and measurement as well as the disclosure requirements of the relevant Australian Accounting Standards; evaluating management's option valuations and assessing the assumptions and inputs used; assessing the calculation including relevant amortisation of finance costs for the year; and assessing the adequacy of the disclosures in Note 16 to the financial report.
<p>Deferred Exploration Expenditure</p> <p>As disclosed in Note 13 to the financial report, the Consolidated Entity has capitalised deferred exploration expenditure of \$231,678 as at 30 June 2018.</p> <p>Deferred exploration expenditure is a key audit matter due to:</p> <ul style="list-style-type: none"> the significance of the balance to the Consolidated Entity's financial position; the level of judgement required in evaluating management's application of the requirements of 	<p>Our procedures included, amongst others:</p> <ul style="list-style-type: none"> assessing management's determination of its areas of interest for consistency with the definition in AASB 6. This involved analysing the tenements in which the consolidated entity holds an interest and the exploration programmes planned for those tenements; for each area of interest, assessing the Consolidated Entity's rights to tenure by corroborating to the legally binding Letters of Intent that the Consolidated Entity has in place with the title holders;

Key audit matter	How our audit addressed the key audit matter
<p>AASB 6 Exploration for and Evaluation of Mineral Resources ("AASB 6"). AASB 6 is an industry specific accounting standard requiring the application of significant judgements, estimates and industry knowledge. This includes specific requirements for expenditure to be capitalised as an asset and subsequent requirements which must be complied with for capitalised expenditure to continue to be carried as an asset; and</p> <ul style="list-style-type: none"> the assessment of impairment of deferred exploration expenditure being inherently difficult. 	<ul style="list-style-type: none"> testing the additions to deferred exploration expenditure for the year by evaluating a sample of recorded expenditure for consistency to underlying records, the capitalisation requirements of the Consolidated Entity's accounting policy and the requirements of AASB 6; considering the activities in each area of interest to date and assessing the planned future activities for each area of interest by evaluating budgets for each area of interest; assessing each area of interest for one or more of the following circumstances that may indicate impairment of the capitalised expenditure: <ul style="list-style-type: none"> the licenses for the right to explore expiring in the near future or are not expected to be renewed; substantive expenditure for further exploration in the specific area is neither budgeted or planned; decision or intent by the Consolidated Entity to discontinue activities in the specific area of interest due to lack of commercially viable quantities of resources; and data indicating that, although a development in the specific area is likely to proceed, the carrying amount of the exploration asset is unlikely to be recovered in full from successful development or sale. assessing the appropriateness of the related disclosures in Note 13 to the financial report.
<p>Share Based Payments</p> <p>As disclosed in Notes 17 and 18 to the financial report, during the year ended 30 June 2018, the Company incurred share based payments as consideration for services including transaction costs with respect to the Convertible Notes (refer above).</p> <p>Share based payments are considered to be a key audit matter due to;</p> <ul style="list-style-type: none"> the value of the transactions; 	<p>Our procedures amongst others included:</p> <ul style="list-style-type: none"> analysing agreements to identify the key terms and conditions of share based payments issued and relevant vesting conditions in accordance with AASB 2 <i>Share Based Payments</i>; evaluating management's option valuations and assessing the assumptions and inputs used; where applicable evaluating the assumptions used to in assessing the likelihood of the vesting conditions being met; and

Key audit matter	How our audit addressed the key audit matter
<ul style="list-style-type: none"> – the complexities involved in recognition and measurement of the shares and options issued; and – the judgement involved in determining the inputs used in the valuation of share based payments. <p>Management used the Black-Scholes Option Valuation Model to determine the fair value of the options granted. This process involved significant estimation and judgement required to determine the fair value of the equity instruments granted.</p>	<ul style="list-style-type: none"> – assessing the adequacy of the disclosures included in the financial report.

Other Information

The directors are responsible for the other information. The other information comprises the information included in the Consolidated Entity's annual report for the year ended 30 June 2018, but does not include the financial report and our auditor's report thereon.

Our opinion on the financial report does not cover the other information and accordingly we do not express any form of assurance conclusion thereon.

In connection with our audit of the financial report, our responsibility is to read the other information and, in doing so, consider whether the other information is materially inconsistent with the financial report or our knowledge obtained in the audit or otherwise appears to be materially misstated.

If, based on the work we have performed, we conclude that there is a material misstatement of this other information, we are required to report that fact. We have nothing to report in this regard.

Responsibilities of the Directors for the Financial Report

The directors of the Company are responsible for the preparation of the financial report that gives a true and fair view in accordance with Australian Accounting Standards and the Corporations Act 2001 and for such internal control as the directors determine is necessary to enable the preparation of the financial report that gives a true and fair view and is free from material misstatement, whether due to fraud or error. In Note 1(b), the directors also state in accordance with Australian Accounting Standard *AASB 101 Presentation of Financial Statements*, that the financial report complies with International Financial Reporting Standards.

In preparing the financial report, the directors are responsible for assessing the Consolidated Entity's ability to continue as a going concern, disclosing, as applicable, matters related to going concern and using the going concern basis of accounting unless the directors either intend to liquidate the Consolidated Entity or to cease operations, or has no realistic alternative but to do so.

Auditor's Responsibilities for the Audit of the Financial Report

Our responsibility is to express an opinion on the financial report based on our audit. Our objectives are to obtain reasonable assurance about whether the financial report as a whole is free from material misstatement, whether due to fraud or error, and to issue an auditor's report that includes our opinion. Reasonable assurance is a high level of assurance, but is not a guarantee that an audit conducted in accordance with the Australian Auditing Standards will always detect a material misstatement when it exists. Misstatements can arise from fraud or error and are considered material if, individually or in the aggregate, they could reasonably be expected to influence the economic decisions of users taken on the basis of this financial report.

As part of an audit in accordance with the Australian Auditing Standards, we exercise professional judgement and maintain professional scepticism throughout the audit. We also:

- Identify and assess the risks of material misstatement of the financial report, whether due to fraud or error, design and perform audit procedures responsive to those risks, and obtain audit evidence that is sufficient and appropriate to provide a basis for our opinion. The risk of not detecting a material misstatement resulting from fraud is higher than for one resulting from error, as fraud may involve collusion, forgery, intentional omissions, misrepresentations, or the override of internal control.
- Obtain an understanding of internal control relevant to the audit in order to design audit procedures that are appropriate in the circumstances, but not for the purpose of expressing an opinion on the effectiveness of the Consolidated Entity's internal control.
- Evaluate the appropriateness of accounting policies used and the reasonableness of accounting estimates and related disclosures made by the directors.
- Conclude on the appropriateness of the directors' use of the going concern basis of accounting and, based on the audit evidence obtained, whether a material uncertainty exists related to events or conditions that may cast significant doubt on the Consolidated Entity's ability to continue as a going concern. If we conclude that a material uncertainty exists, we are required to draw attention in our auditor's report to the related disclosures in the financial report or, if such disclosures are inadequate, to modify our opinion. Our conclusions are based on the audit evidence obtained up to the date of our auditor's report. However, future events or conditions may cause the Consolidated Entity to cease to continue as a going concern.
- Evaluate the overall presentation, structure and content of the financial report, including the disclosures, and whether the financial report represents the underlying transactions and events in a manner that achieves fair presentation.
- Obtain sufficient appropriate audit evidence regarding the financial information of the entities or business activities within the Consolidated Entity to express an opinion on the financial report. We are responsible for the direction, supervision and performance of the Consolidated Entity audit. We remain solely responsible for our audit opinion.

We communicate with the directors regarding, among other matters, the planned scope and timing of the audit and significant audit findings, including any significant deficiencies in internal control that we identify during our audit.

We also provide the directors with a statement that we have complied with relevant ethical requirements regarding independence, and to communicate with them all relationships and other matters that may reasonably be thought to bear on our independence, and where applicable, related safeguards.

From the matters communicated with the directors, we determine those matters that were of most significance in the audit of the financial report of the current period and are therefore the key audit matters. We describe these matters in our auditor's report unless law or regulation precludes public disclosure about the matter or when, in extremely rare circumstances, we determine that a matter should not be communicated in our report because the adverse consequences of doing so would reasonably be expected to outweigh the public interest benefits of such communication.

Report on the Remuneration Report

We have audited the Remuneration Report included in the directors' report for the year ended 30 June 2018. The directors of the Company are responsible for the preparation and presentation of the remuneration report in accordance with s 300A of the Corporations Act 2001. Our responsibility is to express an opinion on the remuneration report, based on our audit conducted in accordance with Australian Auditing Standards.

Auditor's Opinion

In our opinion, the Remuneration Report of the Company, for the year ended 30 June 2018, complies with section 300A of the Corporations Act 2001.



BENTLEYS
Chartered Accountants



DOUG BELL CA
Partner

Dated at Perth this 30th day of September 2018

The board of directors is responsible for the corporate governance of the Company and has adopted a range of corporate governance policies consistent with the “Principles of Good Corporate Governance and Recommendations” released by the ASX Corporate Governance Council, to the extent that such recommendations are appropriate to the structure and operations of the Company.

A summary of the major policies is set out below.

Functions and Responsibilities of Board and Management

The role of the board is to develop strategies for the growth of the Company and its assets and monitor and evaluate the implementation of those strategies against set performance objectives. The board is responsible for the corporate governance of the Company and considers a wide range of corporate governance issues on a regular basis, including accountability and control, risk management, ethical conduct, financial stability, performance appraisal and human resource management. Each director has the ability, as agreed to by the board, to seek independent professional advice at the Company’s expense on a Company related matter on an as required basis.

The board of directors is structured with the required mix of skills and experience to ensure that the Company’s growth strategies can be effectively implemented. The composition of the board is continually monitored to ensure that it has the appropriate mix of skills and experience. The responsibility for the day-to-day operation and administration of the Company is delegated by the board of directors to the Managing Director.

The Company’s Management is responsible for implementing the Company’s strategy and managing the affairs of the Company on a day-to-day basis. The performance of the Managing Director and Management is measured against objectives and outcomes determined at the commencement of each financial year and against the requirements set out in the job descriptions for the members of Management.

Board Structure

Given the current size and nature of the Company’s operations, the board of directors has assumed the responsibilities that would ordinarily be assigned to a nomination committee with respect to the nomination, appointment, retention and removal of directors. When a vacancy or perceived deficiency in skill or experience exists at board level, the directors are responsible for the recruitment and appointment of the most suitable candidate, who shall hold office until the next annual general meeting, where the appointee is required to stand for re-election.

No director shall hold office for a period of more than three years without having to stand for re-election (excluding the Managing Director). All board appointments will be made and maintained subject to the rules of the Company’s constitution.

Details of qualifications, experience, responsibilities and tenure of current directors are set out in the directors’ report. The board is currently comprised of three directors: one executive, being Randal Swick (Executive Chairman), Brian Thomas (Non-Executive Director) and David Symons (Non-Executive Director).

The Board is required to assess the independence of its Non-Executive Directors at least annually. In assessing independence, the Board considers all circumstances relevant to determining whether the Non-Executive Director is free from any interest and any business or other relationship, which could, or reasonably be perceived to, materially interfere with that Director’s ability to exercise unfettered and independent judgement on Company issues. The board has assessed that David Symons and Brian Thomas are considered to be independent as they do not have any contractual relationships with the Company, or through a business affiliate which results in greater than 10% revenue of gross assets for either party.

Ethical Decision Making

All directors, executives, management and employees are expected to act with the upmost integrity and objectivity, striving at all times to enhance the reputation and performance of the Company. The board of directors is committed to the establishment of appropriate ethical standards for the Company.

All directors, executives, management and employees must comply with all relevant laws and regulations. The board is required to be notified as soon as a conflict of interest arises so that an appropriate resolution can be determined.

As a measure to ensure that insider trading does not occur, all directors, executives, management and designated employees must notify the Managing Director in writing prior to being permitted to undertake any transaction that results in a change in their relevant interest in the securities of the Company. The Managing Director will assess the information available to the person wishing to trade in the securities of the Company and the information available to the market, and will then advise of the appropriateness of such a trade.

The Managing Director must advise the board in writing prior to trading in the securities of the Company. The Board will assess the information available to the Managing Director and the information available to the market, and will then advise on the appropriateness of such a trade.

Financial Reporting

Given the current size and nature of the Company's operations, the board of directors is not in a position to justify the establishment of an audit committee. The board has assumed the responsibilities that would ordinarily be assigned to an audit committee. Such matters include reviewing the annual report, financial report and other information to be externally distributed, reviewing external audit reports and the performance of external auditors, monitoring the internal control framework, evaluating Company performance, monitoring legal compliance and maintaining budgeting control and responsible accounting procedure. The external auditor will be requested to attend the annual general meeting of the Company, where shareholders will be able to discuss with the external auditor the conduct of the external audit and the preparation and content of the audit report.

Prior to the consideration of the financial report by the board of directors, the Managing Director and the Financial Controller are required to represent in writing to the board that the Company's financial report:

- Presents a true and fair view, in all material respects, of the Company's financial condition and operational results; and
- Has been prepared in accordance with relevant accounting standards.

The Managing Director and Financial Controller are also required to represent in writing to the board that:

- the above statement made by the Managing Director and Financial Controller pertaining to the Company's financial report is founded on a sound system of risk management and internal compliance and control which implements the policies adopted by the board; and
- the Company's risk management and internal compliance and control system is operating efficiently and effectively in all material aspects.

Such representations do not diminish the ultimate responsibility of the board to ensure the integrity of the Company's financial reporting.

Continuous Disclosure

The Company will adhere to the disclosure requirements of the Corporations Act 2001 and ASX Listing Rules. The board will aim to identify all price sensitive information and ensure that it is disclosed to ASX in a timely and efficient manner. All ASX releases shall be reviewed for accuracy and completeness by a director prior to release to the market.

Shareholder Communications

The Company's website will be updated for all ASX releases, shareholder notifications, media and analyst briefings and other general information useful to investors. The Company has established an email subscription service for distribution of ASX releases to interested stakeholders. Shareholders will be encouraged and given the opportunity to ask questions at general meetings, as well as directly to the Company at any other time during the year.

The Company keeps shareholders and the market regularly informed through annual, half-year and quarterly reports and other required statutory information. The Company discloses material information to the ASX and media as required and regularly provide updates to the ASX on operational matters.

Risk Assessment and Management

The board of directors is responsible for putting in place practices and monitoring procedures designed to identify significant areas of business risk, both internal and external. The effectiveness of these practices and procedures in identifying risk will be reviewed at least annually. All risks identified pertaining to the Company will be incorporated into a risk profile that will be regularly reviewed and updated by the board.

The board is responsible for the effective management of any risks identified. Where considered appropriate, the board will draw upon the expertise of appropriately qualified external consultants to assist in identifying, dealing with or mitigating risk.

Remuneration

The board of directors has established a Remuneration Committee for the purposes of reviewing and making recommendations with respect to remuneration practices of the Company. The board of directors prepared and approved a Remuneration Committee Charter as the basis on which the committee was constituted and is operated. The role of the Remuneration Committee is to provide an independent mechanism for the determination and assessment of the remuneration practices of the Company, including remuneration packages and incentive schemes for executive directors and senior management, and fees payable to Non-Executive directors. The aim of the committee is to ensure that the remuneration practices of the Company are commensurate with industry standards and companies of similar operational and financial position.

The Remuneration Committee has the ability, as agreed to by the board, to seek independent professional advice at the Company's expense on any matter on an as required basis, such as acquiring available information which measures the remuneration levels in the various labour markets in which the Company competes.

The Remuneration Committee should ensure that the board of directors is provided with sufficient information to ensure informed decision making. Formal recommendations of the committee are not binding on the board, however the board is encouraged to comply with such recommendations to ensure that the integrity of the Company's corporate governance procedures and Remuneration Committee is maintained.

* formal Remuneration Committee meetings were held during the year, with additional informal discussions between members being held. A review of the remuneration for FY18 is yet to be completed.

See *Directors' Report* for details and discussion of the remuneration of directors and executives.

Principles of Good Corporate Governance and Recommendations not adopted by the Company

Due to the small scale of the Company's operations and the limited number of employees, the Company has not yet elected to establish policies with respect to the **Establishment of an Audit Committee** or **Diversity Policy**.

As the Company develops the Board will consider establishing an Audit Committee and adopting a Diversity Policy.

Holdings as at 28 September 2018

No. Securities Held	Fully Paid Shares No. Holders	No. Shares
1 – 1,000	79	6,954
1,001 – 5,000	8	23,774
5,001 – 10,000	15	134,798
10,001 – 100,000	345	20,650,482
> 100,001	509	911,986,683
Total no. holders	956	932,802,691
No. holders of less than a marketable parcel	377	4,027,168
Total on issue	956	932,802,691

Substantial shareholders as at 28 September 2018

	No. Shares	%
SAVVY CAPITAL MANAGEMENT PTY LTD	138,366,224	14.83
SWICK, MARCIA	276,000,000	29.58

20 Largest holders of securities at 28 September 2018

Fully paid ordinary shares	No. Shares	%
SWICK MARCIA	195,000,000	20.90
SAVVY CAP MGNT PL	138,366,224	14.83
SWICK MARCIA	47,239,940	5.06
SWICK MARCIA	32,410,060	3.47
SAAD SAM RAMSAY	24,106,574	2.58
RUEHLAND CRAIG + SUN YING	20,483,513	2.20
SUPER MSJ PL	15,000,000	1.61
WOOLLEY JACK LEWIS	14,426,683	1.55
FRY ANN MARY	14,376,623	1.54
E GRP HLDGS PL	11,503,705	1.23
ZN & C LAZOGAS PL	10,835,000	1.16
ACVS CAP INV PL	10,060,826	1.08
HANNA ROBERT WILLIAM	7,575,720	0.81
MARCONI MICHELA	7,094,417	0.76
BRIZZI VINCENZO + RITA L	6,500,000	0.70
ZHAO YUAN	6,430,000	0.69
KOL SMSF PL	6,006,801	0.64
SEMERDZIEV IANAKI	5,808,000	0.62
CHEMCO SUPER FUND PL	5,625,000	0.60
RAMNEG PL	5,150,000	0.55
	583,999,086	62.58

ASX ADDITIONAL INFORMATION (CONTINUED)

Class of unlisted equity securities	No. Contributing Shares
Contributing Shares (Issue price \$0.125, \$0.001 paid)	3,425,725
Holders of more than 20% of this class Rosmar Holdings Pty Ltd <Rosmar Super Fund A/C> Rowntree Pty Ltd <Rowntree Family A/C>	1,400,000 800,625

Class of unlisted equity securities	No. Options
20,000,000 Unlisted Options – exercisable at \$0.015 expiring 31 July 2018	
Holders of more than 20% of this class GTT VENTURES GLOBAL OPPORTUNITIES PTY LTD	16,000,000

Class of unlisted equity securities	No. Options
10,000,000 Unlisted Options – exercisable at \$0.015 expiring 31 July 2018	
Holders of more than 20% of this class GTT VENTURES GLOBAL OPPORTUNITIES PTY LTD	8,000,000

Mining Tenements

Project (Australia)	Tenement Reference	Interest held by Cougar at 21 September 2018
Pyke Hill Nickel (Australia)*	M39/159	Ni/Co rights - 100%
Shoal Lake Gold (Canada)	MH9	100%
Shoal Lake Gold (Canada)	MH10	100%
Shoal Lake Gold (Canada)	MH40	100%
Shoal Lake Gold (Canada)	D259	100%

* Cougar holds 100% of the Nickel and Cobalt Laterite rights in relation to the tenement, with tenement ownership to be transferred to Cougar upon the commencement of mining activities.

Project (International)	Tenement Reference	Interest held by Cougar at 21 September 2018
Ceara Lithium Project	9666/2017	Earning to 85%
Ceara Lithium Project	9667/2017	Earning to 85%
Ceara Lithium Project	9668/2017	Earning to 85%
Ceara Lithium Project	9669/2017	Earning to 85%
Ceara Lithium Project	9670/2017	Earning to 85%
Ceara Lithium Project	9671/2017	Earning to 85%
Ceara Lithium Project	9672/2017	Earning to 85%
Ceara Lithium Project	9673/2017	Earning to 85%
Ceara Lithium Project	9674/2017	Earning to 85%
Ceara Lithium Project	9675/2017	Earning to 85%
Ceara Lithium Project	9676/2017	Earning to 85%
Ceara Lithium Project	9677/2017	Earning to 85%
Ceara Lithium Project	9678/2017	Earning to 85%
Ceara Lithium Project	9679/2017	Earning to 85%
Ceara Lithium Project	9680/2017	Earning to 85%
Ceara Lithium Project	9615/2017	Earning to 85%
Ceara Lithium Project	9681/2017	Earning to 85%

Mining Tenements (continued)

Project (International)	Tenement Reference	Interest held by Cougar at 21 September 2018
Ceara Lithium Project	9682/2017	Earning to 85%
Ceara Lithium Project	9616/2017	Earning to 85%
Ceara Lithium Project	9617/2017	Earning to 85%
Ceara Lithium Project	9618/2017	Earning to 85%
Ceara Lithium Project	9683/2017	Earning to 85%
Ceara Lithium Project	9684/2017	Earning to 85%
Ceara Lithium Project	9685/2017	Earning to 85%
Ceara Lithium Project	9686/2017	Earning to 85%
Ceara Lithium Project	9687/2017	Earning to 85%
Ceara Lithium Project	9619/2017	Earning to 85%
Ceara Lithium Project	9620/2017	Earning to 85%
Ceara Lithium Project	9621/2017	Earning to 85%
Ceara Lithium Project	9622/2017	Earning to 85%
Ceara Lithium Project	1521/2018	Earning to 85%