

**3 October 2018**

## **Company Update**

Central Petroleum Limited (“**Company**” or “**Central**”) today announces an update on the Gas Acceleration Programme (“**GAP**”). The GAP has an objective of maximising gas sales into the east coast market following connection via the Northern Gas Pipeline (“**NGP**”) scheduled for commencement in December 2018. This is step change in the Company’s financial position as gas sales under contract will nearly triple from current levels in just a few months. Not only does this create value from producing assets that were purchased only a few years ago, but it also provides the Company with significant financial flexibility as we seek to create new value through our exploration and business development activity.

The Company has completed a comprehensive review of the GAP driven by:

- Recent management changes (new Acting CEO, new COO, new CCO).
- Completion of front-end engineering and design (FEED) for the Palm Valley facility restart project.
- Independent reviews in several areas of the business, including Palm Valley sub-surface modelling and field deliverability forecasts and funding alternatives.
- Enhanced project planning processes, including additional contingency provisions and risk mitigation strategies.

As a result of this review the estimated total cost of the GAP is forecast to increase by \$11.5 million (inclusive of additional contingency available for Palm Valley field performance). These cost increases relate to both facility projects at Mereenie and Palm Valley and the Palm Valley 13 appraisal well. Importantly, this review provides for a heightened level of planning confidence and risk mitigation going forward.

**Media Enquiries**

Helen McCrombie at Citadel-MAGNUS  
T: +61 (0) 2 8234 0103  
M: +61 (0) 411 756 248

**Central Petroleum Limited**

ABN 72 083 254 308  
Level 7, 369 Ann Street, Brisbane, QLD 4000, Australia  
GPO Box 292, Brisbane, QLD 4001, Australia

T: +61 (0)7 3181 3800  
F: +61 (0)7 3181 3855  
info@centralpetroleum.com.au  
www.centralpetroleum.com.au

The Company has also decided to defer the planned drilling of the Ooraminna 3 appraisal well to 2019. This timing provides an opportunity to optimise the Ooraminna appraisal well following West Mereenie 26 results (mineralisation) and pending the Palm Valley 13 results. In addition, it prioritises currently available capital toward those GAP projects that will maximise gas sales immediately on commencement of the NGP. We anticipate that increased operational free cash flow is expected to be available for a deferred Ooraminna appraisal well from 2019.

The GAP cost increases identified above, net of savings associated with a deferral of the Ooraminna appraisal well, can be funded through a \$7.5 million increased debt facility with Macquarie Bank (subject to satisfaction of usual conditions precedent).

Whilst the GAP costs have increased from the original scope and estimate last year, we are achieving the objective of maximising gas sales into the east coast market on commencement of the NGP in December. As a brownfield project, the economics of the GAP remain robust and highly value accretive for the Company.


The attached Company Update provides additional detail on the above, including a summary overview of the 2018 annual results.

- Ends -

**General Disclaimer and explanation of terms:**

*This document may contain forward-looking statements. Forward looking statements are only predictions and are subject to risks, uncertainties and assumptions which may be outside the control of the Company and could cause actual results to differ materially from these statements. These risks, uncertainties and assumptions include (but are not limited to) funding, exploration, commodity prices, currency fluctuations, economic and financial market conditions in various countries and regions, environmental risks and legislative, fiscal or regulatory developments, political risks, project delay or advancement, approvals, cost estimates and other risk factors described from time to time in the Company's reports filed with the ASX. Actual values, results or events may be materially different to those expressed or implied in this document. Given these uncertainties, readers are cautioned not to place reliance on forward looking statements. Any forward looking statement in this document is valid only at the date of issue of this document. Subject to any continuing obligations under applicable law and the ASX Listing Rules, or any other Listing Rules or Financial Regulators' rules, the Company, its agents, directors, officers, employees, advisors and consultants do not undertake any obligation to publicly update or revise any information or any of the forward looking statements in this document if events, conditions or circumstances change or that unexpected occurrences happen to affect such a statement. Sentences and phrases are forward looking statements when they include any tense from present to future or similar inflection words, such as (but not limited to) "believe," "understand", "estimate," "anticipate," "plan," "predict," "target," "may," "hope," "can," "will," "should," "expect," "intend," "projects", "is designed to," "with the intent," "potential," the negative of these words or such other variations thereon or comparable terminology or similar expressions or future may indicate a forward looking statement or conditional verbs such as "will," "should," "would," "may" and "could" are generally forward-looking in nature and not historical facts.*

*No right of the Company or its subsidiaries shall be waived arising out of this document. All rights are reserved.*



# Company Update

3 October 2018

Central Petroleum Limited (ASX: CTP)



# Notice and Legal Disclaimer

To the maximum extent permitted by law:

1. This company update is not intended for prospective investors and does not purport to provide all of the information an interested party may require in order to investigate the affairs of Central Petroleum Ltd ("Company"). This company update does not attempt to produce profit forecasts for the Company and should not be relied upon as a forecast or as a basis for investment in the Company. It presents details of scoping studies and does not present and should not be construed to present financial forecasts for potential shareholders or investors. The conclusions reached in this company update are based on market conditions at the time of writing and as such may not be relied upon as a guide to future developments.
2. The information, data and advice herein is provided to recipients on the clear understanding that neither the Company nor any of its representatives, directors, officers, employees, agents or advisers ("Company Personnel") makes any representation or warranty about its accuracy, reliability, completeness or suitability for any particular purpose and does not accept liability (including, but not limited to, for any expenses, losses, damages and/or costs (including, but not limited to, indirect or consequential damage)) nor take any responsibility of any kind whatsoever (including, but not limited to, whether in contract, tort, financial or otherwise) for the information, data or advice contained or for any omission or for any other information, statement or representation provided to any recipient (including, but not limited to, as a result of information, data or advice being inaccurate, unreliable, incomplete or unsuitable in any way and for any reason whatsoever). Recipients of this document must conduct their own investigation and analysis regarding any information, statement or representation contained or provided to any recipient or its associates by the Company or any of the Company Personnel. Each recipient waives any right of action, which it has now or in the future against the Company or any of the Company Personnel in respect of any errors or omissions in or from this document, however caused. Potential recoverable petroleum numbers are estimates only until the prospects are evaluated further by drilling and/or seismic and are un-risked deterministically derived (unless stated otherwise). The data and information herein are subject to change.
3. This document is the property of the Company. The recipient of this company update should take appropriate legal advice as to whether such receipt contravenes any relevant jurisdiction's financial or corporate regulatory regimes, and, if so, immediately destroy this material or return it to the sender.
4. Reserves and contingent resources statements and other opinions expressed by the Company in this company update may not have been reviewed by relevant Joint Venture partners. Therefore those reserves and contingent resources and opinions represent the views of the Company only. Activities which may be referred to in this company update are subject to several contingencies inclusive of force majeure, access, funding, appropriate crew and equipment and may not have been approved by and relevant Joint Venture partners and accordingly constitute a proposal only unless and until approved. The Company is not aware of any new information or data that materially affects the reserves information in this company update and all the material assumptions and technical parameters underpinning the estimates of the reserves information in this company update continue to apply and have not materially changed.
5. This company update may contain forward-looking statements. Forward looking statements are only predictions and are subject to risks, uncertainties and assumptions which may be outside the control of the Company and could cause actual results to differ materially from these statements. These risks, uncertainties and assumptions include (but are not limited to) funding, exploration, commodity prices, currency fluctuations, economic and financial market conditions in various countries and regions, environmental risks and legislative, fiscal or regulatory developments, political risks, project delay or advancement, approvals, cost estimates and other risk factors described from time to time in the Company's filings with the ASX. Actual values, results or events may be different to those expressed or implied in this company update. Given these uncertainties, readers are cautioned not to place reliance on forward looking statements. Any forward looking statement in this company update is valid only at the date of issue of this company update. Subject to any continuing obligations under applicable law and the ASX Listing Rules, or any other Listing Rules or Financial Regulators' rules, the Company and the Company Personnel do not undertake any obligation to update or revise any information or any of the forward looking statement in this document if facts, matters or circumstances change or that unexpected occurrences happen to affect such a statement. Sentences and phrases are forward looking statements when they include any tense from present to future or similar inflection words, such as (but not limited to) "believe," "understand," "estimate," "anticipate," "plan," "predict," "may," "hope," "can," "will," "should," "expect," "intend," "projects," "is designed to," "with the intent," "potential," the negative of these words or such other variations thereon or comparable terminology, may indicate forward looking statements and conditional verbs such as "will," "should," "would," "may" and "could" are generally forward-looking in nature and not historical facts.
6. No right of the Company or its subsidiaries shall be waived arising out of this company update. All rights are reserved.
7. If the whole or any part of a provision of this "Notice and Legal Disclaimer" is invalid, illegal or unenforceable, then such provision will be severed and neither that part or provision or its severance will affect the validity or enforceability of the remaining parts or provisions.



# Summary of Key Update Areas

- Summary overview of FY2018 annual results released 28 September 2018.
- Update on the Gas Acceleration Programme (GAP), including project status, project costs and the project funding strategy. This update follows a comprehensive review and reassessment of the GAP.
- Decision and rationale to defer Ooraminna 3 appraisal well into 2019.
- Brownfield economic metrics driving GAP investment.

In addition, this Company update repeats general corporate information presented to the market on 12 September 2018, including our portfolio of exploration, development and production assets, corporate headline strategy, post-GAP sales outlook, business development activity, key share price growth catalysts and community contributions.



# Overview

Strong foundation poised for growth

# Our Company

- ASX Listed (“CTP”) with a current market capitalisation \$92 million\*
- Focus on onshore gas E&P in central and eastern Australia
- Operator of 3 onshore fields in the Northern Territory (NT) with oil and gas sales of circa 5.5PJe in FY18

- Current reserves

| Reserves** | Unit  | 1P    | 2P     | 2C     |  |
|------------|-------|-------|--------|--------|--|
| Gas        | PJ    | 81.03 | 122.90 | 143.60 | ** Net to Central Petroleum as at 30 June 2018 after deducting FY18 production |
| Oil        | MMBBL | 0.37  | 0.38   | 0.10   |  |

- NT exploration permits cover 228,740 km<sup>2</sup>, most of which is gas prone and underexplored
- Recently granted ATP2031 in Queensland’s Surat Basin (CSG) covering 77km<sup>2</sup> north-west of the town of Miles and adjacent to QGC and Arrow planned development areas

\* On 2 October 2018



## Key achievements over the last 12 months

**Gas sales volume increased by 46%** focused on safe, reliable and responsible operations.

**Materially progressed Gas Acceleration Programme (GAP)** to achieve significant new gas sales into the east coast market on completion of the NGP in late 2018.

**Contracted** new gas supply to lock-in value immediately on start of NGP.

**Appraisal drilling** of new targets at Mereenie and Palm Valley.

**New CSG acreage** in Queensland Surat Basin covering 77km<sup>2</sup>, targeting 150-180 PJ potentially recoverable.

Free operating cash flow after debt service contributing to exploration and growth activities.

Mereenie facility upgrade well underway. Palm Valley refurbishment and restart advancing. Both targeting completion by December 2018.

Contracted to supply 20 TJ/d of gas to Incitec Pivot Limited (IPL) almost tripling contracted sales from the start of the NGP.

West Mereenie 26 drilling completed and Palm Valley 13 drilling in progress.

Granted on 29 August 2018 under a four-year work programme of nine wells estimated at \$20 million - funded by IPL farm-in for 50%.



# FY 2018 annual results

The FY2018 annual results are driven by new revenue from the Energy Developments Limited gas supply contract (from June 2017), capital raisings and expenditures associated with the GAP.

| Key Metrics              | Unit      | 2018    | 2017    | Change* |
|--------------------------|-----------|---------|---------|---------|
| Net Sales Volumes:       |           |         |         |         |
| Natural Gas              | TJ        | 4,842   | 3,322   | 46%     |
| Oil                      | BBL       | 105,619 | 111,380 | (5%)    |
| Sales revenue            | \$million | 34.94   | 24.79   | 41%     |
| Underlying EBITDAX       | \$million | 11.00   | 2.22    | 395%    |
| Underlying EBITDA        | \$million | 2.21    | 0.32    | 591%    |
| Statutory Loss after tax | \$million | (14.08) | (24.73) | 43%     |
| Cash                     | \$million | 27.22   | 5.48    | 397%    |

\* A positive percentage reflects an improvement over the previous year.

# FY 2018 annual results and capacity outlook

Gas sales volumes increased to a record **4,842 TJ (up 46%)** in FY2018

Gas capacity is expected to increase to circa **15,000 TJ per annum (triple FY2018 sales)** based on GAP Phase 1\*

Gas capacity could increase to up to **20,000 TJ per annum (quadruple FY2018 sales)** based on GAP Phase 2\*

*\* Following the successful completion of the Gas Acceleration Programme (GAP) which is currently underway. Phase 1 expects to increase gross capacity to 41.4TJ/d and Phase 2 could increase gross capacity to 54.3TJ/d.*

*"The 2018 financial year was a significant year for Central Petroleum in progressing our Gas Acceleration Program (GAP) and broader corporate strategy to become a significant supplier into the east coast gas market following completion of the Northern Gas Pipeline (NGP) scheduled for completion in December this year. We have been able to not only grow our existing operations, but have significantly progressed our key growth initiatives"*

*Leon Devaney: Acting Chief Executive Officer*



# Headline strategy

Maximise gas sales into the NT and east coast markets through our Gas Acceleration Programme (GAP)

Take advantage of exploration, development and M&A opportunities in the NT and east coast Australia

Accelerate exploration of newly awarded Surat Basin CSG acreage

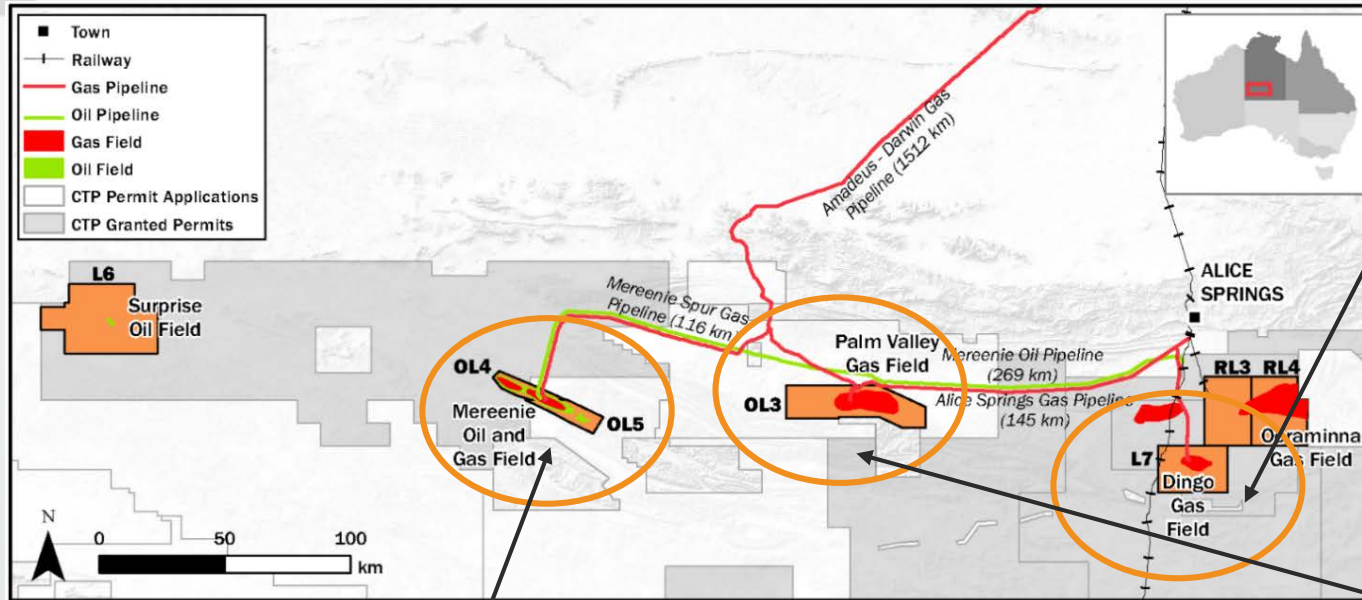
Leverage our capability in exploration, development and operations to create value in new assets



# Assets

Growth portfolio covering exploration, development and production

# NT operating assets



\* Net to Central Petroleum as at 30 June 2018

**Dingo gas field 31.01PJ 2P\***

- Covering 20 blocks of EP82
- Gas facilities and 50km gas pipeline to Brewer Estate in Alice Springs
- Supplies Owen Springs Power Station

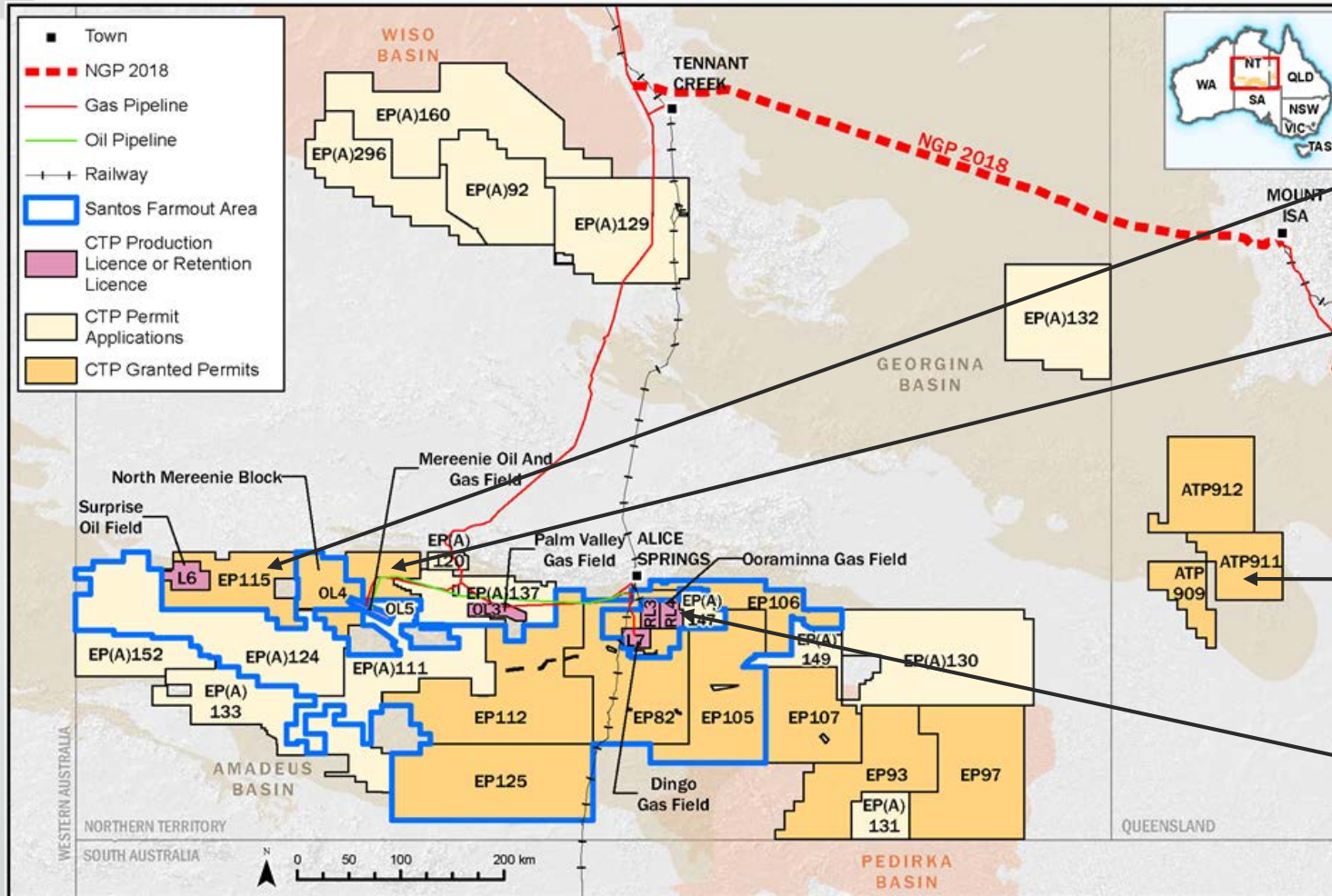
**Mereenie oil & gas field (50%) 69.30PJ 2P\***

- Including oil & gas plant and 59 wells
- Current capacity 12.5TJ/d\* firm gas
- Upgrade to 22TJ/d\* for NGP late 2018
- WM26 results disappointing, but under analysis

**Palm Valley gas field 22.59PJ 2P\***

- Including compression, processing and transport infrastructure
- Restart in progress for 15TJ/d for NGP
- Drilling of PV13 underway

# Exploration in granted permits



## Southern Amadeus Joint Venture

- Santos may drill Dukas Prospect (in EP112) in Q1 CY2019 targeting Multi-TCF gas potential
- Santos currently 40% - would move to 70% with Dukas
- EP(A) 111, 124 50/50 JV

## EP115

- Follow up to Surprise oil discovery

## North Mereneie Block

- Three stage farm-out to Santos as operator (40%) in 2012
- Several conventional exploration opportunities

## Southern Georgina Basin

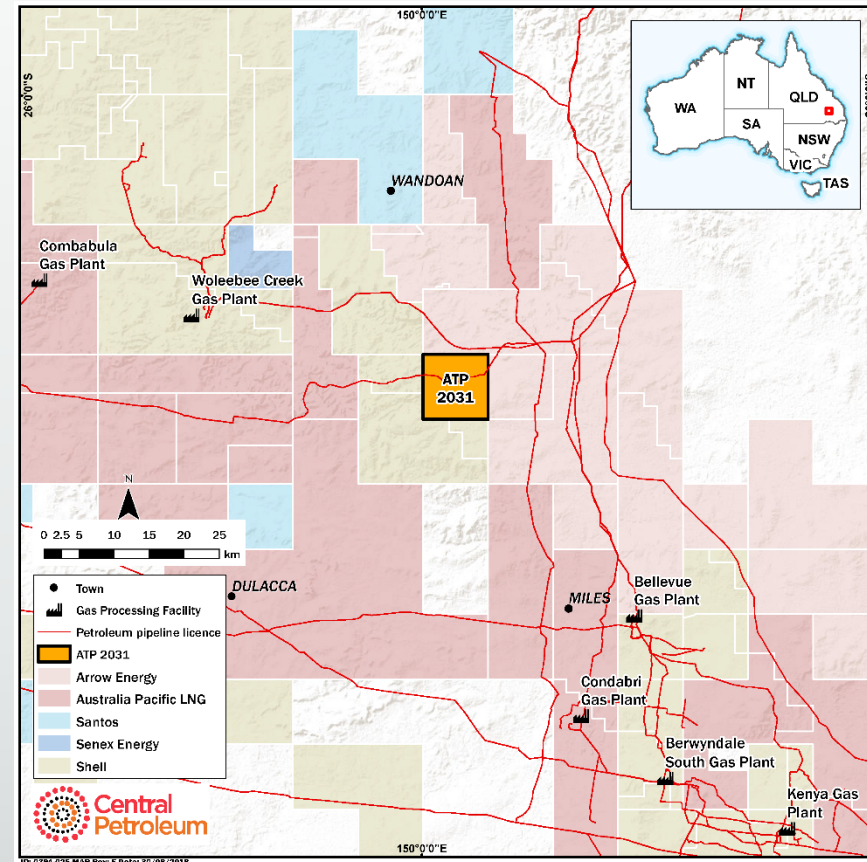
- Considering opportunities to progress

## Ooraminna gas fields

- Natural fracture model developed to target Ooraminna 3

# Queensland CSG acreage

- Awarded 29 August 2018, comprising 77km<sup>2</sup> CSG acreage for Australian domestic gas supply, midway between Miles and Wandoan in the eastern Surat Basin
- North-eastern Walloon Fairway, surrounded by acreage held by Shell, Arrow and APLNG
- Targeting 150-180 PJ potentially recoverable
- Four year programme, comprising nine wells and at least one production test pilot – \$20 million funded by IPL farm-in for 50%



# Roadmap

Gas Acceleration Programme (GAP) update, exploration and appraisal,  
business development and near-term share growth catalysts





# Comprehensive review of GAP

A comprehensive review of the GAP costs and funding requirements driven by:

- Management changes (new Acting CEO, new COO, new CCO)
- Completion of FEED for Palm Valley facility restart project
- Peer review of sub-surface modelling and field deliverability forecasts
- Enhanced budgeting and planning, including contingencies and risk mitigation strategies.

The comprehensive review provides for an updated GAP budget and better visibility over key project delivery risks and go-forward funding requirements. This approach to the budgeting process is critical as we transition from an exploration company to a more significant exploration, development and production company.

# GAP to maximise initial east coast gas sales

Initially planned a 4 well appraisal programme.

Evolved through analysis, which showed brownfield work to be better for increasing near-term production, to:

- 2 facility projects
- 2 well appraisal programme

| GAP                    | Status   |
|------------------------|--|
| 1. Mereenie upgrade    | In progress  |
| 2. Palm Valley restart | Compressors serviced, control systems refurb. underway, wireline well servicing underway |
| 3. WM26                | Complete   |
| 4. PV13                | In progress  |
| 5. Ooraminna 3         | Deferred to 2019   |

**September 2017**

Raised \$25 million to support GAP.

**March 2018**

Upgrade Mereenie capacity agreed. Drill WM26.

Palm Valley restart announced. Drill PV13.

**April 2018**

Palm Valley capability review

**June 2018**

GSA with IPL for 20 TJ/d.

**July 2018**

WM26 well completed.

**August 2018**

PV13 spudded.



# Ooraminna 3 appraisal well

- Ooraminna 3 was scheduled to be drilled in November 2018
- Decision to defer the Ooraminna appraisal well to 2019
- Rationale for the deferral:
  - Opportunity to optimise the Ooraminna appraisal well following WM26 results (mineralisation) and pending PV13 results
  - Prioritising funding available for the GAP – balancing capital constraints with the objective to maximise gas sales into the east coast market from December 2018 (net GAP savings of \$4 million by deferring Ooraminna 3 well)
  - Potential to fund an optimised well design through increased free cash flows in CY2019
- An Ooraminna commitment well is currently required by March 2019, but there is potential to extend timing subject to government approval

# GAP gas capacity and sales position

## Gas capacity post upgrade

| TJ/d                        | Phase 1     | Phase 2     | Total        |
|-----------------------------|-------------|-------------|--------------|
| Mereenie 100%               | 44.0        | **14.0      | 58.0         |
| Mereenie 50%                | 22.0        | 7.0         | 29.0         |
| Palm Valley                 | 15.0        | ***5.0      | 20.0         |
| Dingo                       | 4.4         | 0.9         | 5.3          |
| <b>Total net to Central</b> | <b>41.4</b> | <b>12.9</b> | <b>*54.3</b> |

\* Capacity of 54TJ/d net to Central can be delivered in 2 phases subject to mitigating lateral pipeline constraint

\*\* Working on mitigating constraint which could add up to 14TJ/d to Mereenie JV capacity

\*\*\* Possible additional capacity from Palm Valley subject to field performance and PV13 results

## Gas sales

| TJ/d   | Total       |
|--|-------------|
| <i>Existing</i> Mereenie and Palm Valley**** | 10.5        |
| <i>Existing</i> Dingo                        | 4.4         |
| <b>Total net to Central</b>                  | <b>14.9</b> |
| <i>Additional</i> post NGP                   | 26.5        |
| <b>Total net to Central</b>                  | <b>41.4</b> |

\*\*\*\* Effective 1 December 2018

Total net to Central sales post NGP in line with Phase 1 capacity and almost triple sales prior to NGP.

# GAP funding requirement progression

|                                | Initial GAP concept  | Enhanced GAP through facility projects*          |  | Comprehensive review**  |
|--------------------------------|--|--|--|---|
|                                | September 2017:<br>• 4 Wells<br>• No facility project      | March 2018:<br>• 3 Wells<br>• 1 Facility project | June 2018:<br>• 3 Wells<br>• 2 Facility projects | October 2018:<br>• 2 Wells<br>• 2 Facility projects           |
| <b>GAP Funding Requirement</b> | <b>\$25.0M</b>   | <b>\$25.0M</b>                                   | <b>\$35.3M</b>                                   | <b>\$42.8M</b>  |
| Wells                          | 2 Mereenie wells<br>1 Palm Valley well<br>1 Ooraminna well | Exclude WM25 well                                | Increase in PV13 cost not funded from cash flow  | Further increase in PV13 cost<br>Defer Ooraminna (net saving) |
| Mereenie upgrade               |  | Initial upgrade estimate                         | Upgrade estimate increase                        | Nitrogen management***  |
| Palm Valley restart            |  |  | Initial restart estimate                         | Restart estimate increase not funded from cash flow           |

\* Decision to remove 1 well, undertake 2 facility projects and extend PV13 better achieves the GAP objective of maximising sales into the east coast market by December 2018.

\*\* A comprehensive review of the GAP project, covering required scope, costs and available contingencies. This has led to a much higher level of confidence, however it should be noted that final costs could nevertheless still be impacted by unanticipated schedule delays or field performance issues.

\*\*\* Required following the result from WM26, which was expected to provide low Nitrogen gas contribution. Cost estimate subject to further definition.

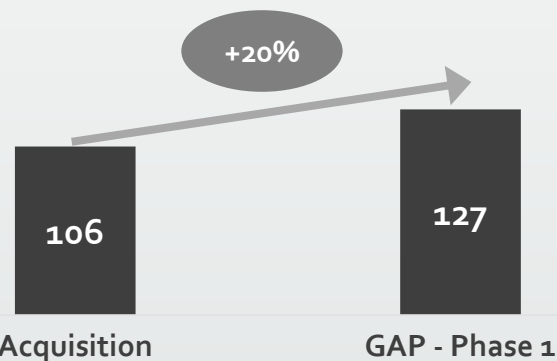
# GAP funding progression

|                                | Initial GAP concept                                    | Enhanced GAP through facility projects           |   | Comprehensive review                                |
|--------------------------------|--|--|---|---|
|                                | September 2017:<br>• 4 Wells<br>• No facility projects | March 2018:<br>• 3 Wells<br>• 1 Facility project | June 2018:<br>• 3 Wells<br>• 2 Facility projects                                | October 2018:<br>• 2 Wells<br>• 2 Facility projects |
| <b>GAP Funding Requirement</b> | <b>\$25.0M</b>   | <b>\$25.0M</b>                                   | <b>\$35.3M</b>  | <b>\$42.8M</b>                                      |
| Source                         | Equity raise \$25.4M                                   |  | Macquarie facility increase (\$4.9M)<br>PLUS<br>Incitec Pivot pre-sale (\$5.0M) | Macquarie facility increase (\$7.5M)*               |
| <b>Funding</b>                 | <b>\$25.4M</b>   | <b>\$25.4M</b>                                   | <b>\$35.3M</b>  | <b>\$42.8M</b>                                      |

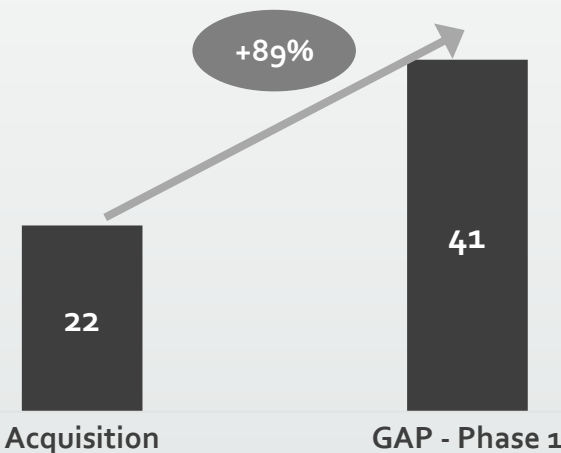
\* In addition to the Macquarie facility increase, the Company secured a \$10 million facility with Long State Investment Limited on 27 September 2018 as disclosed in the FY18 annual report. This facility is for emergency cash flow purposes only and is not intended as a primary source of funding for the GAP. The Company believes it has other options to access equity markets more efficiently if necessary, and therefore it is not intended to be activated or to be drawn down.

# GAP investment – brownfield economics

Total investment (\$M)



Total plant capacity (TJ/d)



- GAP adds significant production capacity
- GAP lowers the cost of investment in capacity per unit output
- GAP will improve profitability from future production

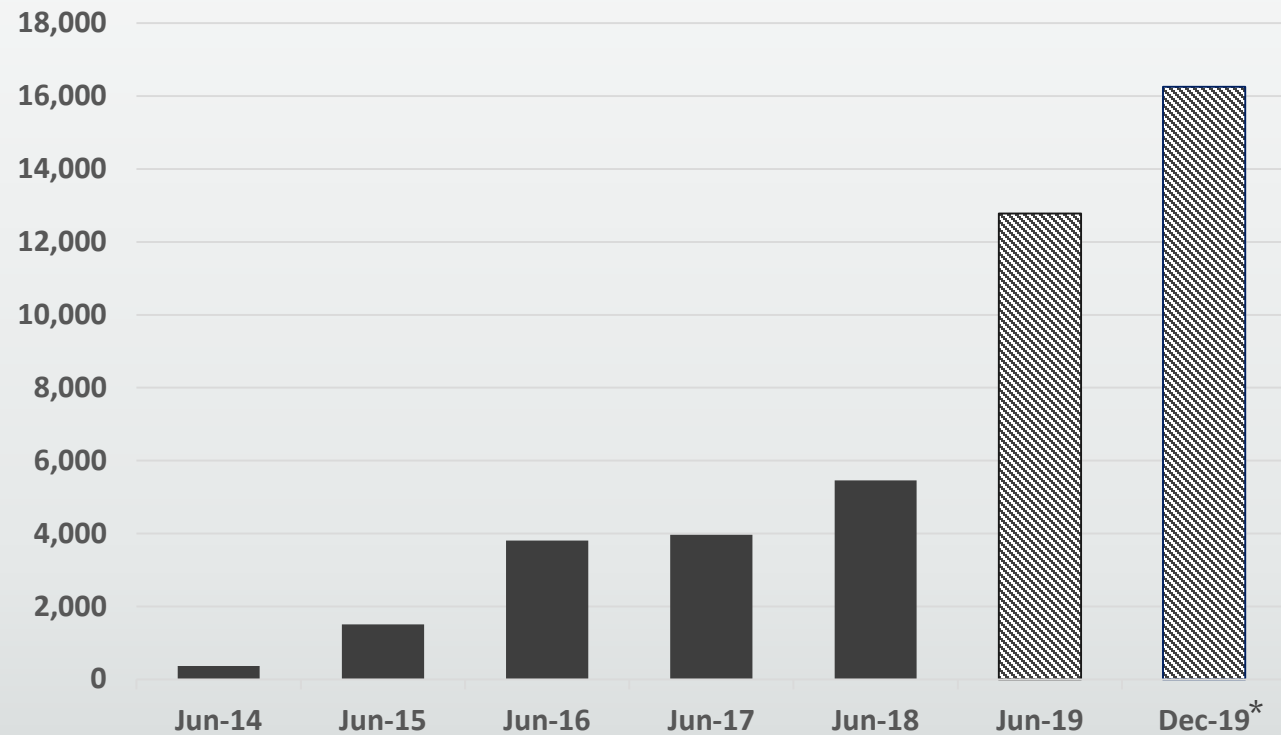
|                     | Unit                | Acquisition | GAP Phase 1 | Total       |
|---------------------|---------------------|-------------|-------------|-------------|
| Firm plant capacity | TJ/d                | *21.9       | 19.5        | 41.4        |
| Investment          | \$M                 | **106.4     | ***21.0     | 127.4       |
| <b>Impact</b>       | <b>\$M per TJ/d</b> | <b>4.86</b> | <b>1.08</b> | <b>3.08</b> |

\* Prior to suspension of production from Palm Valley due to NT market constraint  
 \*\* Prior acquisition or development costs for Palm Valley, Dingo and Mereenie fields  
 \*\*\* Excludes wells and contingency

# GAP maximising east coast gas sales

- Connection to the east coast market is a catalyst for a significant increase in gas sales
- Installed capital cost per unit of production capacity reduces with Mereenie upgrade / Palm Valley restart
- Operating cost per unit of production will reduce with increased production
- Published reference rates for gas transport to Ballera is circa \$3.60 - \$3.80/GJ including Nitrogen removal cost

Oil & Gas Actual Sales / Forecast Capacity (TJpa equivalent)



\* 12 months to December 2019 reflects first full year of operations with the NGP available



# Appraisal and exploration

|                 | Targeting  | Status  | Potential   |
|-----------------|--|---|---|
| West Merenie 26 | Lower Stairway 2 sandstone                                       | Completed - minor gas shows due to mineralisation – review to assess technical alternatives | Up to 120PJ of contingent resource estimated (NSAI 31 December 2015)    |
| Palm Valley 13  | Known gas in the Pacoota P1 sandstone                            | Expected completion in October  | Increase field recoverability and production capacity                   |
| Ooraminna 3     | Pioneer sandstone conventional reservoirs                        | Deferred to 2019  | Commitment appraisal well targeting 28-140 PJ (operators best estimate) |
| Dukas prospect  | Regional sub-salt basin arch hosting large sub-regional closures | Santos may drill Dukas prospect in Q1 2019  | Santos have signalled multi-TCF gas potential                           |



# Business development

In addition to increased gas sales through the NGP, we are actively progressing the following key growth opportunities:

Tendering for new acreage releases in Queensland

Potential LPG projects

Potential local refining projects

Partnering with new gas users in the NT

Market search for farm-in / farm-out / acquisition opportunities

# Near-term share price growth catalysts

| Asset       | FY 2019                            |   |   |  | FY 2020 |    |  |    |
|-------------|------------------------------------|---|---|--|---------|----|--|----|
|             | Q1                                 | Q2  | Q3  | Q4   | Q1      | Q2 | Q3   | Q4 |
| Mereenie    |                                    | Upgrade/<br>restart<br>completion   |   |  |         |    | Mitigation of<br>Mereenie<br>lateral<br>pipeline<br>constraint |    |
| Palm Valley |                                    | Start supply<br>through NGP<br><br>Complete<br>drilling PV13                                  | ← Supply IPL at 20TJ/d until 31 December 2019 →         |  |         |    |  |    |
| QLD CSG     | Awarded<br>ATP2031 on<br>29 August | Execution of exploration programme which comprises nine wells and one production test pilot → |   |  |         |    |  |    |
| Exploration |                                    |   | Future exploration and appraisal                        |  | →       |    |  |    |
|             |                                    |   | Santos may<br>drill Dukas in<br>EP112<br><br>Ooramina 3 | Ongoing<br>exploration /<br>appraisal<br>target<br>screening |         |    |  |    |



# Strategic Priorities

Strategic position and key priorities



# Strategic position

- Highly experienced management team
- Proven capability in exploration, development and operations
- Poised to almost triple gas sales in late 2018 with the commencement of the NGP
- Significant exploration permit acreage position in the NT
- Well placed to take advantage of significant gas assets (operating / appraisal / exploration) soon to be connected to the critically short east coast gas market
- Newly awarded Surat Basin CSG acreage
- Proven history of implementing growth strategies and business development
- Strongly placed to take advantage of exploration, development and M&A opportunities in the NT and east coast Australia



## Key priorities

- Maintain our focus on safety first
- Continue to operate in an environmentally responsible manner
- Continue to make a positive contribution to the communities in which we operate
- Maximise gas sales into NT and east coast markets
- Drive exploration and appraisal of existing portfolio
- Accelerate appraisal of Surat Basin acreage
- Progress business development opportunities for further growth



# Positive Community Contribution

3 key employment strategies to sustain our NT operations:

1. *Family Values for Working Families* – maximise number of employees who can commute daily from their homes in Alice Springs
2. *NT for Northern Territorians* - to the extent possible employees are based at Alice Springs and “bussed” in
3. *Traditional Values for Traditional Owners* - commitment to training and employing people on whose land we operate and Indigenous employees generally. 30% of our operational employees are Indigenous.

Our current operations achieve:

- 60% are local employees
- 30% of staff are Indigenous
- 40% of Alice Springs’ electricity is generated using our gas
- \$1.5 million extra local economic activity annually
- Over \$2.5 million in Northern Territory and CLC Royalties last financial year

# Contact and Further Information

Investor and media enquiries:

Helen McCrombie at Citadel-MAGNUS

T: +61 (0) 2 8234 0103

M: +61 (0) 411 756 248



Level 7, 369 Ann Street  
Brisbane QLD 4000  
Australia



+61 (7) 3181 3800



[info@centralpetroleum.com.au](mailto:info@centralpetroleum.com.au)



[www.centralpetroleum.com.au](http://www.centralpetroleum.com.au)

