

WESTOZ INVESTMENT COMPANY LIMITED

Annual General Meeting - November 2018



DISCLAIMER

Disclaimer & Disclosure

Westoz Investment Company Limited ACN 113 332 942 (WIC) and Westoz Funds Management Pty Ltd (WFM) AFSL 85607, their related entities and each of their respective directors, officers and agents (together the Disclosers) have prepared the information contained in these materials in good faith. However, no warranty (express or implied) is made as to the accuracy, completeness or reliability of any statements, estimates or opinions or other information contained in these materials (any of which may change without notice) and to the maximum extent permitted by law, the Disclosers disclaim all liability and responsibility (including, without limitation, any liability arising from fault or negligence on the part of any or all of the Disclosers) for any direct or indirect loss or damage which may be suffered by any recipient through relying on anything contained in or omitted from these materials. This information has been prepared and provided by WIC and WFM. To the extent that it includes any financial product advice, the advice is of a general nature only and does not take into account any individual's objectives, financial situation or particular needs. Before making an investment decision an individual should assess whether it meets their own needs and consult a financial advisor. Past performance is not an indication of future performance.

WESTOZ INVESTMENT COMPANY LIMITED DIFFERENCE

- Western Australian based and investment focused
- \$156m of dividends and franking credits
- Investment Manager aligned with investors
- Consistent investment team

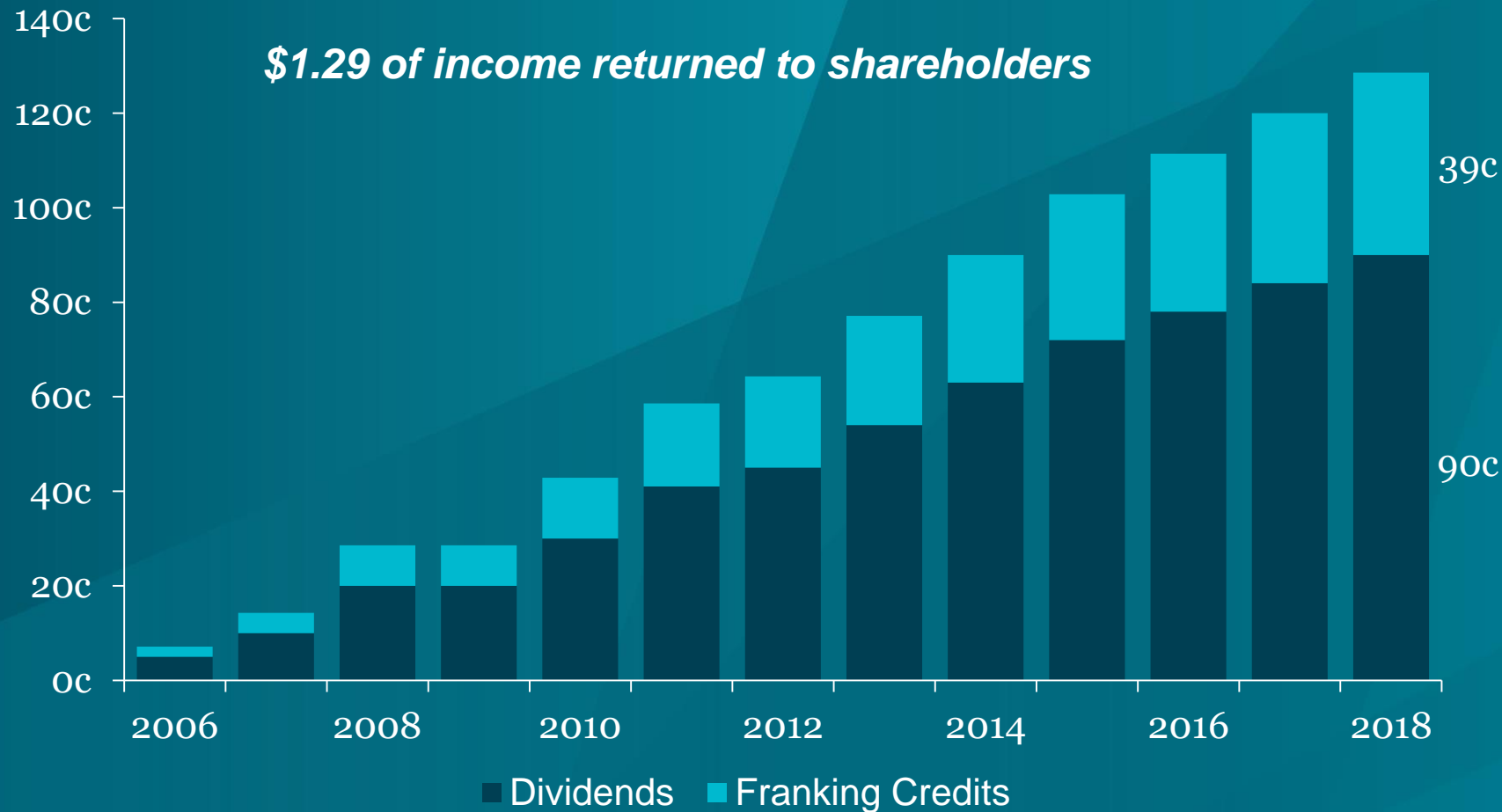
PERFORMANCE

Return* 31 Oct 2018	FY2019	1Yr	3Yrs p.a.	10Yrs p.a.	Inception p.a.
Investment Portfolio	-3.3%	14.5%	18.3%	11.7%	13.1%
ASX Small Ordinaries Acc.	-8.6%	2.6%	10.5%	6.7%	4.1%
Bloomberg Bank Bill Index	0.7%	1.9%	1.9%	3.1%	4.0%

*Returns are before expenses, fees and taxes

Source: WFM, IRESS

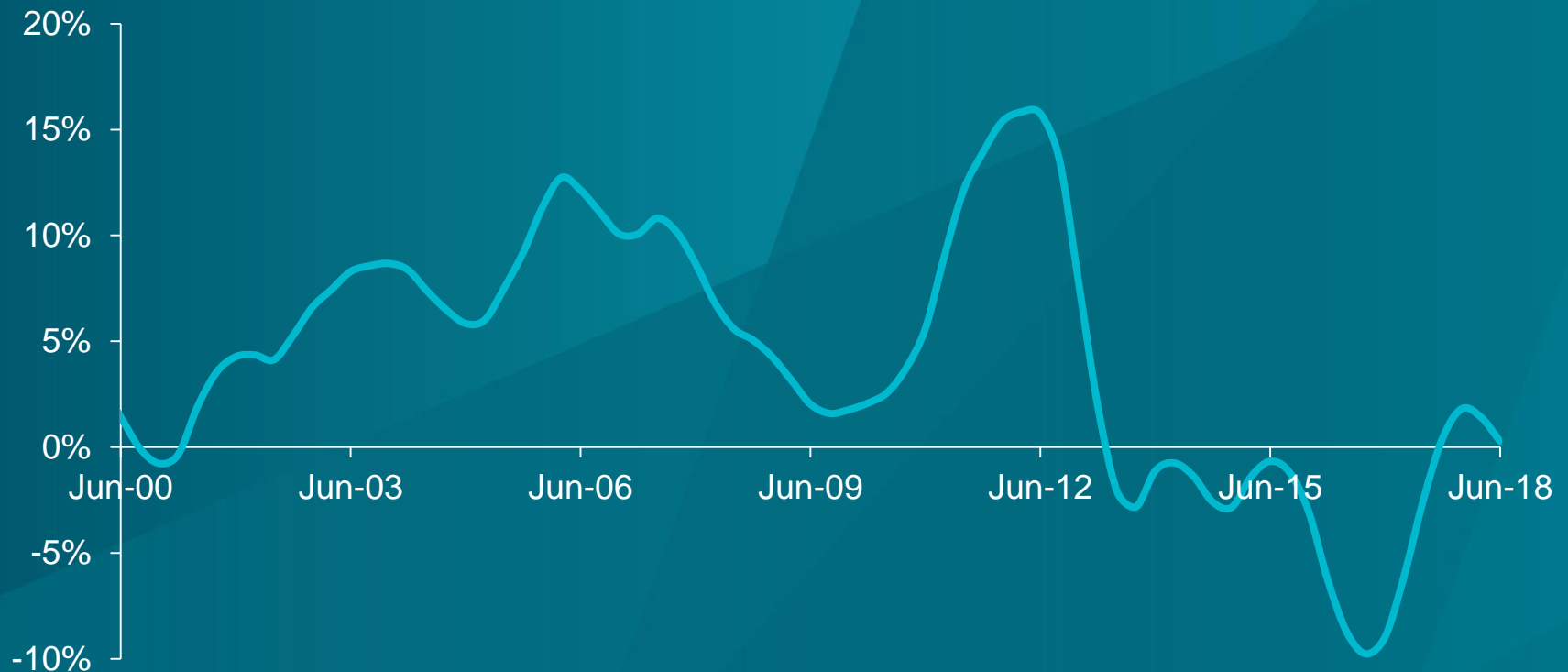
PAYOUT – CUMULATIVE DIVIDEND RETURNS



Source: WFM

WA ECONOMY

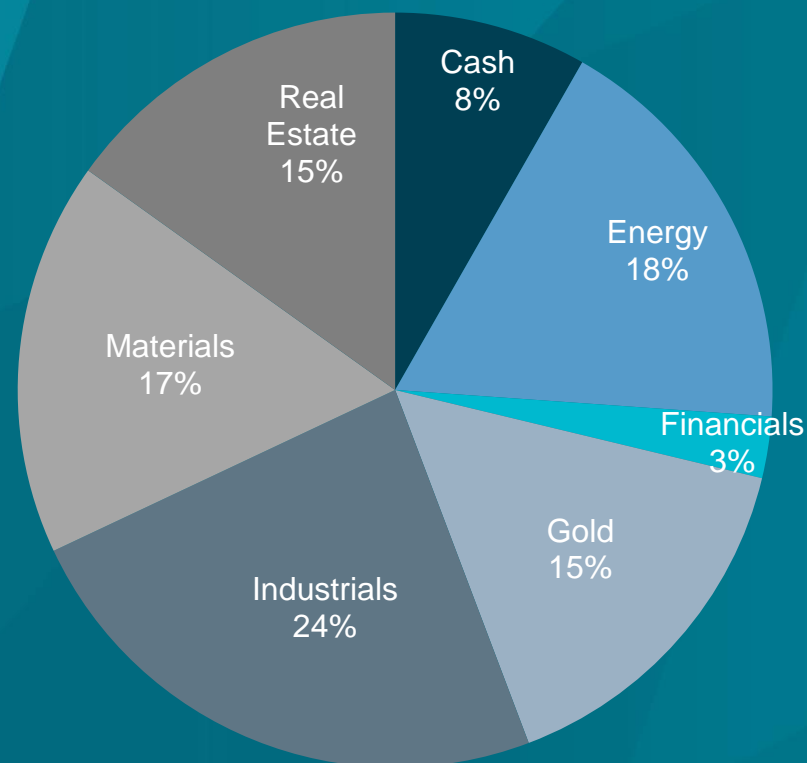
WA State Final Demand – Annual Change (Trend)



Source: ABS

PORTFOLIO HOLDINGS

Westoz	Oct 18
Australis Oil & Gas	12%
Cedar Woods Properties	9%
Ausdrill	6%
Finbar Group	6%
Cooper Energy	6%
Macmahon Holdings	5%
Mount Gibson Iron	5%
Evolution Mining	5%
Southern Cross Electrical	4%
Independence Group	4%
Austal	3%
Regis Resources	3%
Other	24%
Cash	8%



Source: WFM

SHAREHOLDER COMMUNICATIONS

- Weekly Shareholder Email and NTA Disclosure
- Monthly Portfolio Report
- Regular Shareholder Briefings
- Economic Updates

Subscribe: admin@westozfunds.com.au

CONTACTS

Dermot Woods
Executive Director
(08) 9321 7203
dwoods@westozfunds.com.au

Tim Banfield
Head of Distribution
(08) 9321 7683
tbanfield@westozfunds.com.au

Jaime Underdown
Chief Operating Officer
(08) 9321 7682
junderdown@westozfunds.com.au