



ORECORP
LIMITED

COMPANY AGM PRESENTATION – NOVEMBER 2018



IMPORTANT NOTICES AND DISCLAIMERS



Nature of Document

The purpose of this presentation is to provide general information about OreCorp Limited (**Company** or **OreCorp**) and includes information extracted from the Company's announcements released to ASX (available at www.asx.com.au) including the Pre-Feasibility Study Results Announcement dated 13 March 2017 entitled "Pre-Feasibility Study Demonstrates Significant Potential of Nyanzaga Gold Project" (**Pre-Feasibility Study Results Announcement**). It is information in a summary form and does not purport to be complete. It is to be read in conjunction with OreCorp's other announcements.

No Advice or Offer

This presentation is presented for informational purposes only. It does not constitute an offer, invitation, solicitation, advice or recommendation with respect to the issue, purchase, or sale of any securities or other financial products in OreCorp. It is not intended to be, and is not, a prospectus, product disclosure statement, offering memorandum or private placement memorandum for the purpose of Chapter 6D of the Corporations Act 2001. It is not recommended that any person makes any investment decision in relation to the Company based solely on this presentation. This presentation does not necessarily contain all information which may be material to the making of a decision in relation to the Company. Any investor should make its own independent assessment and determination as to the Company's prospects prior to making any investment decision, and should not rely on the information in this presentation for that purpose.

This presentation does not involve or imply a recommendation or a statement of opinion in respect of whether to buy, sell or hold securities in the Company. The securities issued by the Company are considered speculative and there is no guarantee that they will make a return on the capital invested, that dividends will be paid on the shares or that there will be an increase in the value of the shares in the future.

This presentation does not constitute an offer to sell, or the solicitation of an offer to buy, any securities in the United States or to any "US person" (as defined in Regulation S under the US Securities Act of 1933, as amended (**Securities Act**) (**US Person**)). Securities may not be offered or sold in the United States or to US Persons absent registration or an exemption from registration. OreCorp's shares have not been, and will not be, registered under the Securities Act or the securities laws of any state or jurisdiction of the United States. This presentation is not for distribution directly or indirectly in or into the United States or to US Persons.

The Company does not purport to give financial or investment advice. No account has been taken of the objectives, financial situation or needs of any recipient of this document. Recipients of this document should carefully consider whether the securities issued by the Company are an appropriate investment for them in light of their personal circumstances, including their financial and taxation position.

Except for statutory liability which cannot be excluded, the Company, its officers, employees and advisers expressly disclaim any responsibility for the accuracy or completeness of the material contained in this presentation and exclude all liability whatsoever (including in negligence) for any loss or damage which may be suffered by any person as a consequence of any information in this presentation or any error or omission therefrom. The Company accepts no responsibility to update any person regarding any inaccuracy, omission or change in information in this presentation or any other information made available to a person nor any obligation to furnish the person with any further information.

Risk Factors

Many factors, known and unknown could impact on the Company's investment in Nyanzaga Mining Company Limited (**NMCL**) and the Project itself. Such risks include, but are not limited to: the volatility of prices of gold and other metals; uncertainty of mineral reserves, mineral resources, mineral grades and mineral recovery estimates; uncertainty of future production, capital expenditures, and other costs; currency fluctuations; financing of additional capital requirements; cost of exploration and development programs; mining risks; community protests; risks associated with foreign operations; and governmental and environmental regulation. For a more detailed discussion of such risks and other factors that may affect the Company's ability to achieve the expectations set forth in the forward-looking statements contained in this presentation, see the Company's Annual Report for the year ended 30 June 2017, the Company's Prospectus dated January 2013 as well as the Company's other ASX announcements.

DISCLAIMERS AND CAUTIONARY STATEMENTS



Forward Looking Statements

This presentation contains 'forward-looking information' that is based on the Company's expectations, estimates and projections as of the date on which the statements were made. This forward-looking information includes, among other things, statements with respect to pre-feasibility and definitive feasibility studies, the Company's business strategy, plans, development, objectives, performance, outlook, growth, cash flow, projections, targets and expectations, mineral reserves and resources, results of exploration and related expenses. Generally, this forward-looking information can be identified by the use of forward-looking terminology such as 'outlook', 'anticipate', 'project', 'target', 'likely', 'believe', 'estimate', 'expect', 'intend', 'may', 'would', 'could', 'should', 'scheduled', 'will', 'plan', 'forecast', 'evolve' and similar expressions. Persons reading this news release are cautioned that such statements are only predictions, and that the Company's actual future results or performance may be materially different.

Forward-looking information is subject to known and unknown risks, uncertainties and other factors that may cause the Company's actual results, level of activity, performance or achievements to be materially different from those expressed or implied by such forward-looking information. Forward-looking information is developed based on assumptions about such risks, uncertainties and other factors set out herein, including but not limited to the risk factors set out in the Company's Prospectus dated January 2013.

This list is not exhaustive of the factors that may affect our forward-looking information. These and other factors should be considered carefully and readers should not place undue reliance on such forward-looking information. The Company disclaims any intent or obligations to update or revise any forward-looking statements whether as a result of new information, estimates or options, future events or results or otherwise, unless required to do so by law.

Cautionary Statements

The Pre-Feasibility Study in respect of the Nyanzaga Project referred to in the Company's announcement on 13 March 2017 and in subsequent ASX announcements is based on moderate accuracy level technical and economic assessments. The PFS is at a lower confidence level than a Feasibility Study and the Mineral Resource Estimate (MRE) which forms the basis for the PFS is not sufficiently defined to allow conversion to an Ore Reserve or to provide assurance of an economic development case at this stage; or to provide certainty that the conclusions of the PFS will be realised. The PFS includes a financial analysis based on reasonable assumptions on the Modifying Factors, among other relevant factors, and a competent person has determined that, based on the content of the PFS, none of the Mineral Resources may be converted to an Ore Reserve at this time. Further, the financial analysis in the PFS is conceptual in nature and should not be used as a guide for investment.

88% of the existing MRE in respect of the Nyanzaga Project is in the Indicated and Measured categories, with the balance of 12% classified in the Inferred category. There is a low level of geological confidence associated with Inferred mineral resources and there is no certainty that further exploration work will result in the determination of Indicated or Measured Mineral Resources. Furthermore, there is no certainty that further exploration work will result in the conversion of Indicated and Measured Mineral Resources to Ore Reserves, or that the production target itself referred to in the Company's announcement on 13 March 2017 and in subsequent ASX announcements will be realised.

The consideration of the application of all JORC modifying factors is well advanced, including mining studies, processing and metallurgical studies, grant of the EC, lodgement of the Special Mining Licence Application and other key permits required from the government. The Company has concluded it has a reasonable basis for providing the forward-looking statements included in this presentation and believes that it has a "reasonable basis" to expect it will be able to fund the development of the Project with its JV partner (Acacia Mining plc).

All material assumptions on which the forecast financial information is based, are referred to in the Company's announcement on 13 March 2017 and in subsequent ASX announcements.



Nyanzaga Gold Project

- Nyanzaga is in Tanzania's highly endowed Lake Victoria Goldfields region
- Simplified ownership structure agreed for OreCorp to move to 100%
- A tier one development project with grade and scale
 - Mineral Resource Estimate of 3.07Moz @ 4.03g/t gold
 - Life of Mine (LOM) average production of 213koz pa over an initial 12 year LOM
 - Highly competitive AISC (US\$838/oz)
- Environmental Certificate granted and Special Mining Licence (SML) recommended for grant by the Tanzanian Mining Commission (TMC)
- Looking forward to working with the Government of Tanzania (16% GFCI) to develop Nyanzaga and build Tanzania's next large scale gold mine

Akjoujt South Base Metals

- Evolving nickel-copper-cobalt story at Akjoujt South Project in Mauritania
- Thick zones of nickel-copper-cobalt sulphide mineralisation intersected in drilling

Right Team to Lead

- Experienced board of project generators and mine builders
- Strong mix of technical and capital markets expertise
- Robust cash position of A\$13.3M (30 September 2018)

NYANZAGA
A TIER ONE GOLD PROJECT
OF GRADE AND SCALE



EXPERIENCED AND ENGAGED BOARD & MANAGEMENT

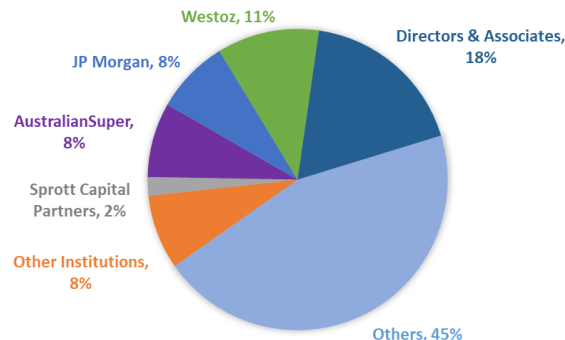


Board and Key Management

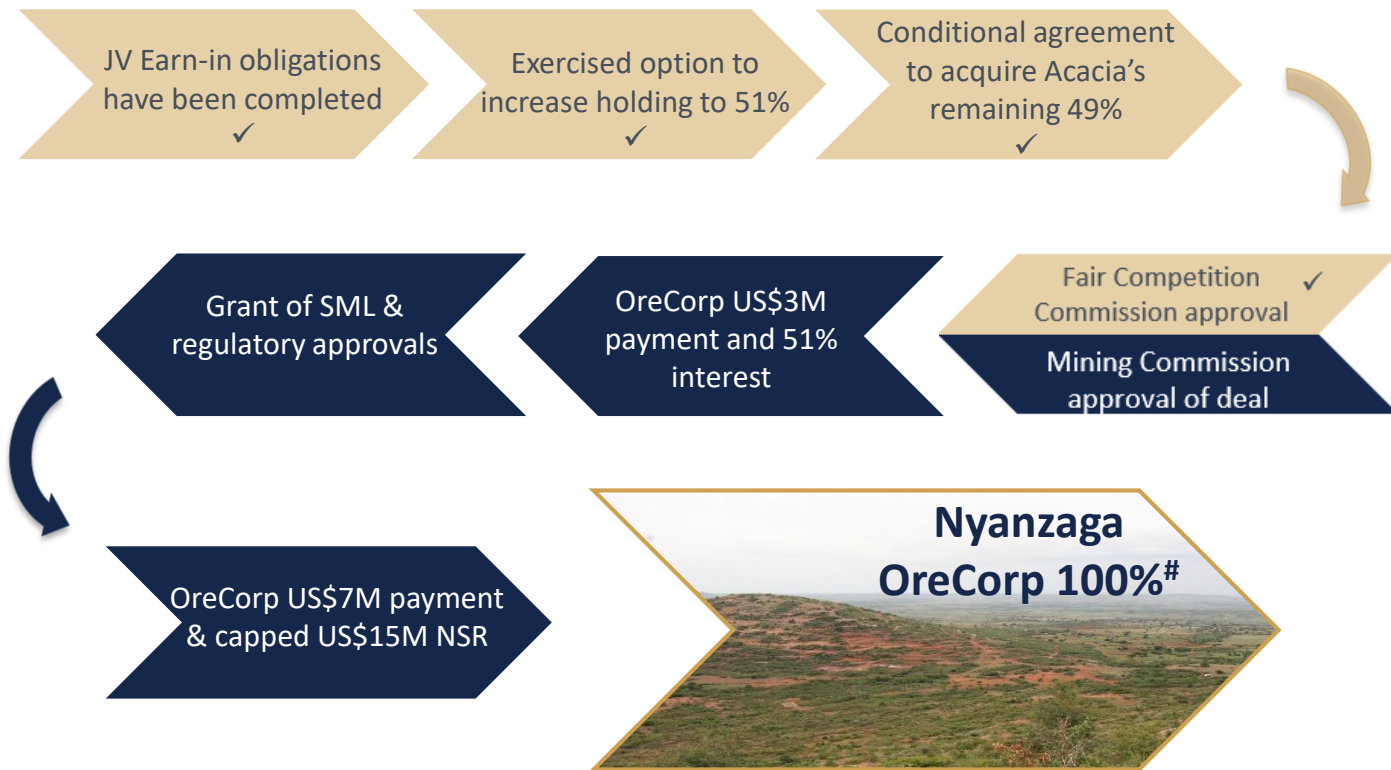
Craig Williams (Non-Executive Chairman)	Co-Founder and CEO of Equinox Minerals through project acquisition, permitting, development and operation, ultimately leading to US\$7B acquisition by Barrick Gold
Matthew Yates (Managing Director)	Former joint MD of Mantra Resources and MD of OmegaCorp, >20 years African experience including five year residential stint in Tanzania
Mike Klessens (Non Executive Director)	CPA, former 10 year CFO of Equinox Minerals prior to Barrick acquisition, extensive resource finance and commercial experience
Alastair Morrison (Non Executive Director)	Former resident exploration manager at North Mara (Tanzania >7moz), past 10 years working as an analyst with a resources private equity fund
Robert Rigo (Non Executive Director)	Former VP Project Development of Equinox Minerals, >35 years experience, starting as process plant engineer through to project management of open pit and underground mines developments in emerging markets
Luke Watson (CFO & Company Secretary)	CA with significant commercial and Tanzanian experience, CFO of Mantra Resources up to A\$1B acquisition by ARMZ in 2011

Capital Structure

ASX code	ORR
Shares on issue	216.4M
Unlisted Options (\$0.41-\$0.50, expiring 2019 - 2021)	11.5M
Cash (as at 30 September 2018, unaudited)	~A\$13.3M
Top 20 shareholders	63%
Institutional shareholders	37%



ORECORP CONSOLIDATES NYANZAGA OWNERSHIP*

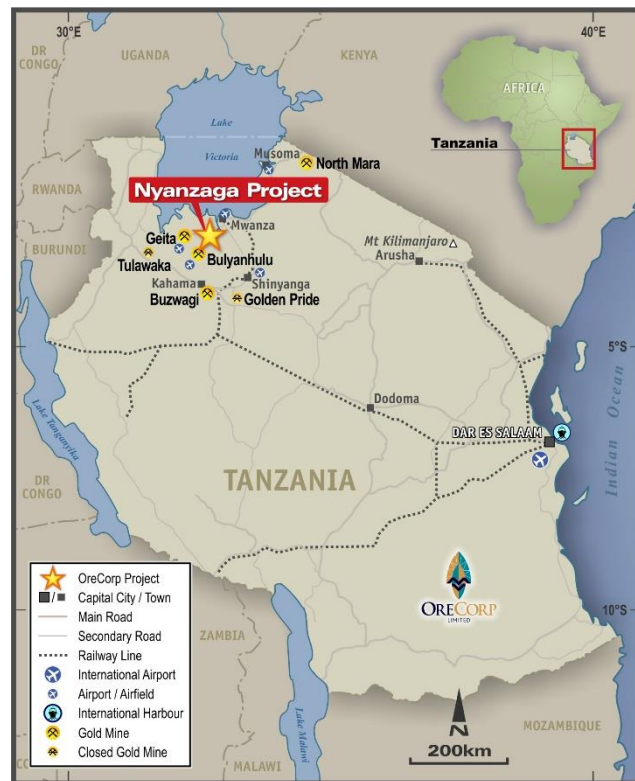


Notes: * Refer to OreCorp's ASX release dated 20 July 2018, ✓ Completed, # 16% FCI to Government of Tanzania

TANZANIAN GOLD MINING JURISDICTION



- OreCorp personnel over 20 years experience in Tanzania
- Tanzania is the fourth largest gold producer in Africa*
- English law and language
- New mining legislation in July 2017
 - Minimum 16% Government Free Carried Interest
 - 7% royalty
 - 30% corporate tax
 - Other changes including local dispute resolution, removal of stability agreements, local sourcing of goods and employment, export of concentrates
 - 2018 Regulations adopted
- TMC established July 2018



*Source World Gold Council: <http://www.gold.org/gold-mining>

A PROVINCE OF WORLD CLASS GOLD ENDOWMENT



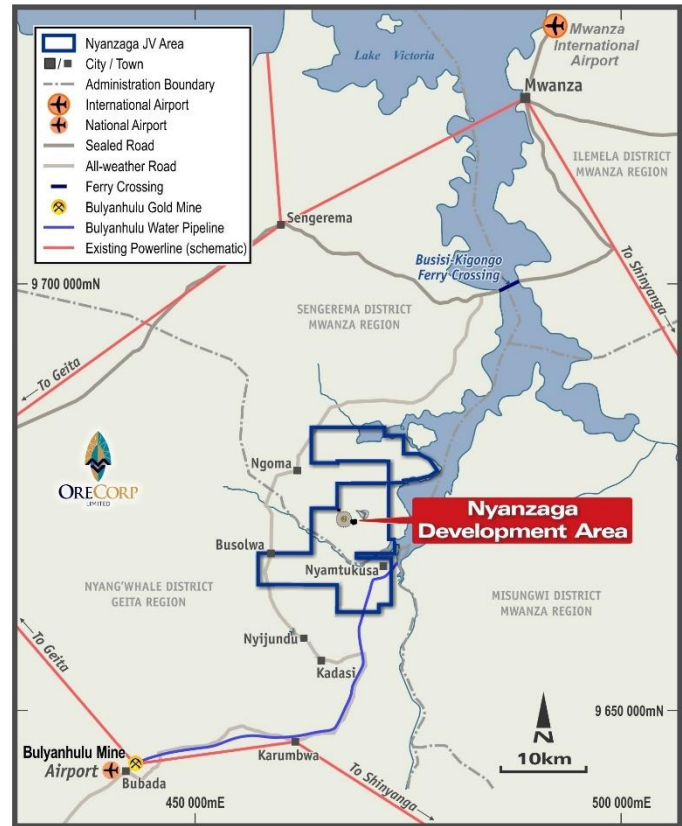
- Lake Victoria Goldfields is a major gold producer
 - ~20Moz historical gold production
 - >40Moz of gold reserves & resources within 100km radius of Nyanzaga
- Project comprises 20 Prospecting Licences covering 195km² and three applications covering 30km²
- Highly prospective Archaean greenstone terrain



ESTABLISHED REGIONAL INFRASTRUCTURE



- Tanzanian electricity grid expansion
 - Increasing to 3,000MW from 1,750MW
 - 40km transmission line to be constructed to site
- Good site access
 - Low topography
 - Established regional sealed road network
- Access to water from Lake Victoria
 - Located 7km east of the Project
- Well established regional mining industry with both open pit (OP) and underground (UG) operations
- Logistical supply chains for equipment and consumables
- Skilled personnel for rapid local scale up of on ground activities



A FOCUS ON HIGH GRADE HAS DELIVERED A SUPERIOR OUTCOME



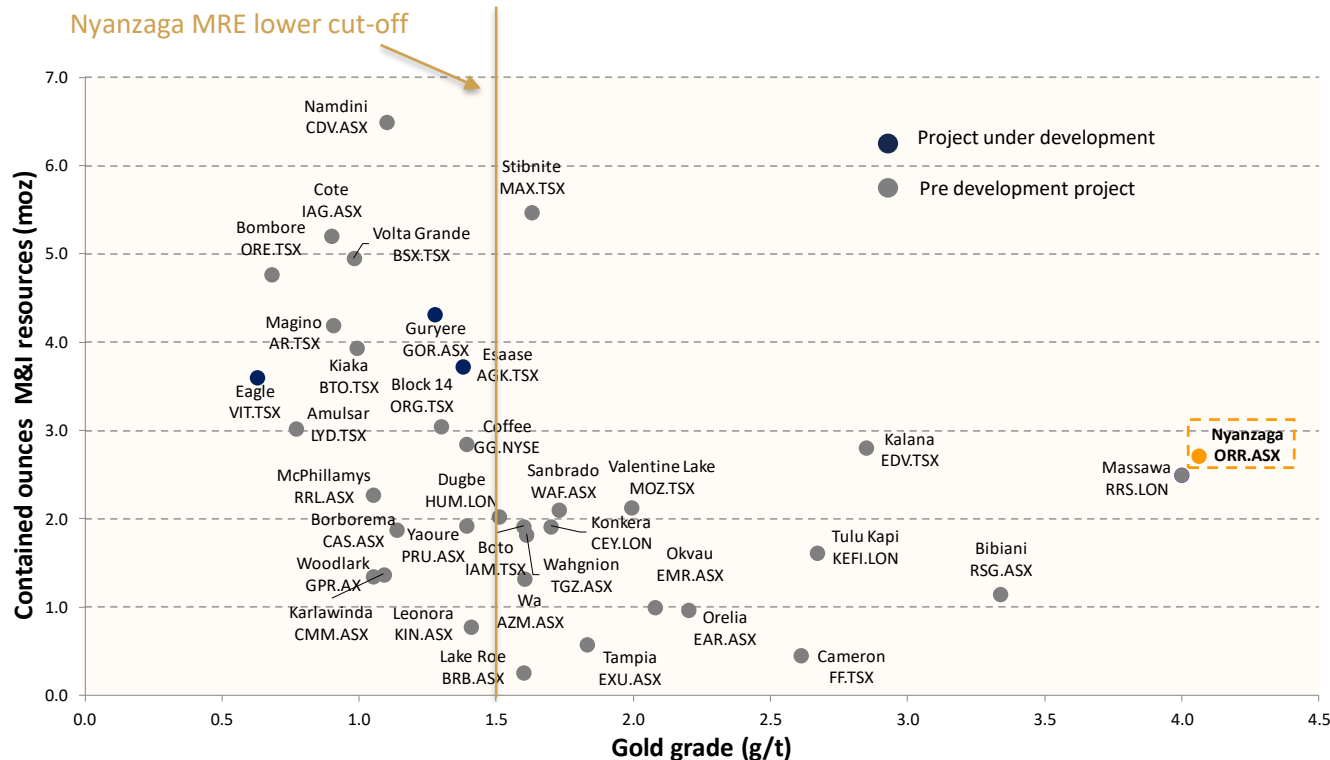
OreCorp Limited – Nyanzaga Gold Project – Tanzania Mineral Resource Estimate (MRE) as at 12 September, 2017

JORC 2012 Classification	Tonnes (Mt)	Gold Grade (g/t)	Gold Metal (Moz)
Measured	4.63	4.96	0.738
Indicated	16.17	3.80	1.977
Sub-Total M & I	20.80	4.06	2.715
Inferred	2.90	3.84	0.358
Total	23.70	4.03	3.072

Reported at a 1.5g/t gold cut-off grade. MRE defined by 3D wireframe interpretation with subcell block modelling. Gold grade for high grade portion estimated using Ordinary Kriging using a 10 x 10 x 10m estimation panel. Gold grade for lower grade sedimentary cycle hosted resources estimated using Uniform Conditioning using a 2 x 2 x 2m SMU. Totals may not add up due to appropriate rounding of the MRE.

- ~88% in Measured & Indicated categories and whole MRE lies in one deposit
- MRE prepared by independent consultants CSA Global
- Extensive Project database includes 2,665 drill holes (276,911m)
- Drill spacing – commonly 40m x 40m within MRE; infill increased this to 20m x 20m
- MRE extends from surface to approximately 800m vertically below surface with mineralisation open at depth

A RARE PROJECT OF GRADE AND SCALE



Source: Fivemark Partners, company exchange releases

Note: Nyanzaga MRE – 19.6% Measured Category, 68.2% Indicated Category, 12.2% Inferred Category

ORECORP UNDERVALUED AGAINST PEERS



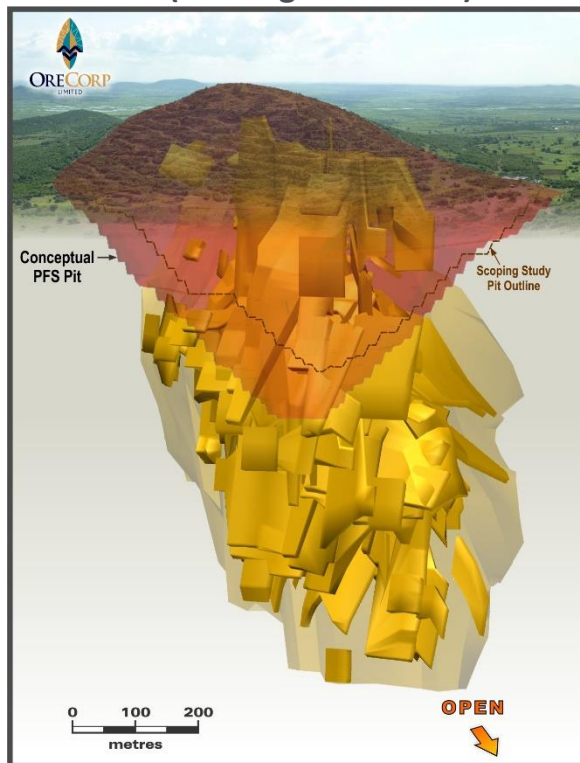
Source: Fivemark Partners, company exchange releases

Note: Nyanzaga MRE – 19.6% Measured Category, 68.2% Indicated Category, 12.2% Inferred Category

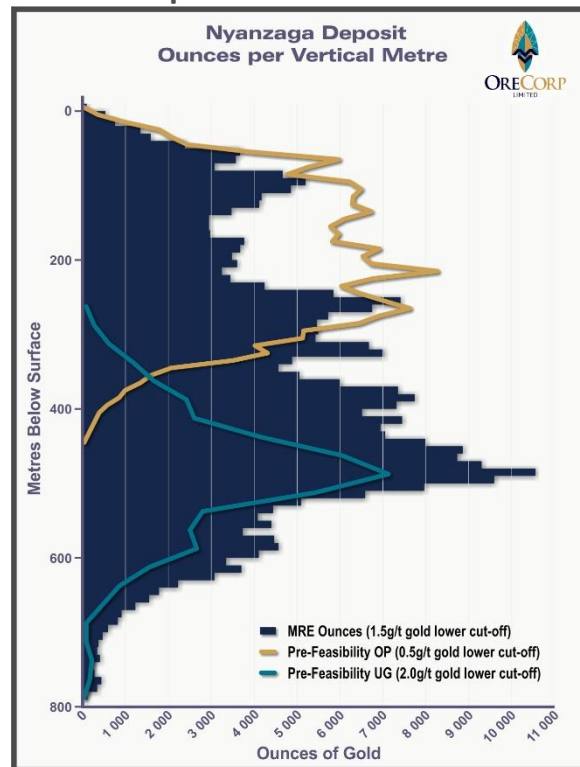
GEOLOGY, GRADE AND SCALE ARE KEY TO NYANZAGA



Nyanzaga Deposit with Pre-Feasibility Pit (Looking Southwest)



Nyanzaga Deposit averages ~4,200oz per vertical metre

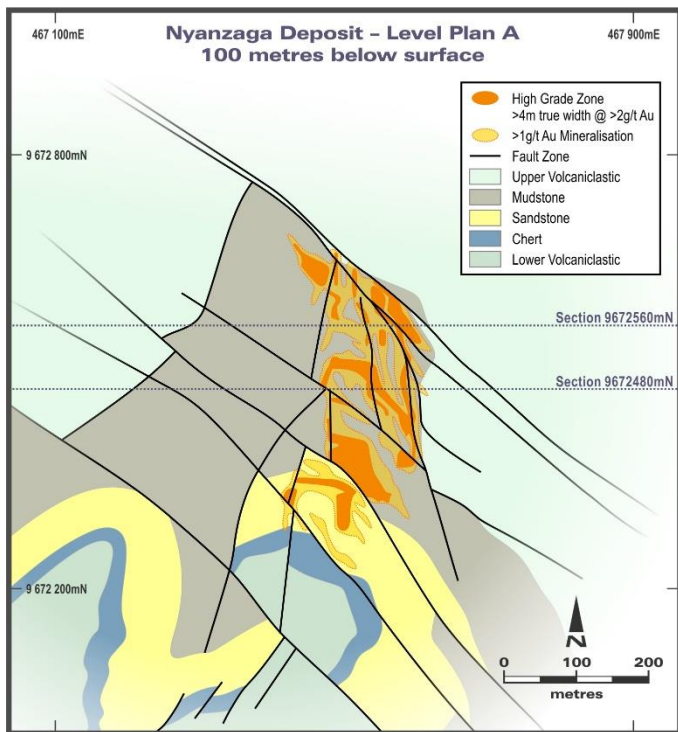


NYANZAGA IN LEVEL PLAN VIEW

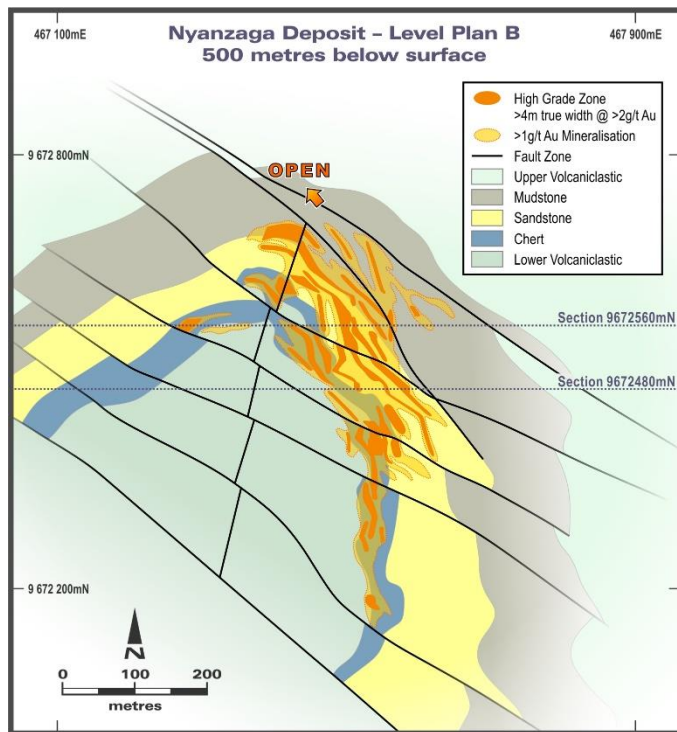


Short lateral distances between multiple lodes - attractive underground mining proposition

Level Plan 100m Below Surface



Level Plan 500m Below Surface



PRE-FEASIBILITY STUDY RESULTS



- Forecast average production of 213koz pa over 12 year LOM
- Low strip ratio (3.7:1) and ~4,200oz per vertical metre creates significant mining flexibility
- Study based on conventional 4Mtpa CIL with 88% recovery from testwork
- Low risk power and water solutions identified
- Competitive Capital Cost and AISC
- Exploration program commenced to target satellite deposits, enhance economics and increase LOM

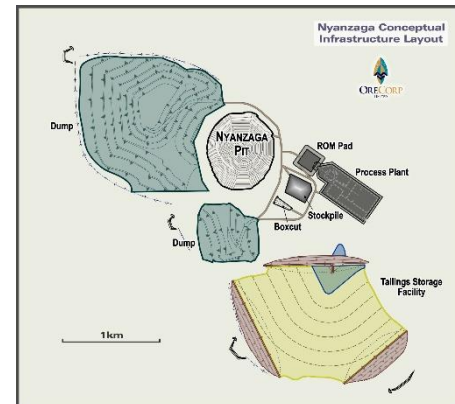
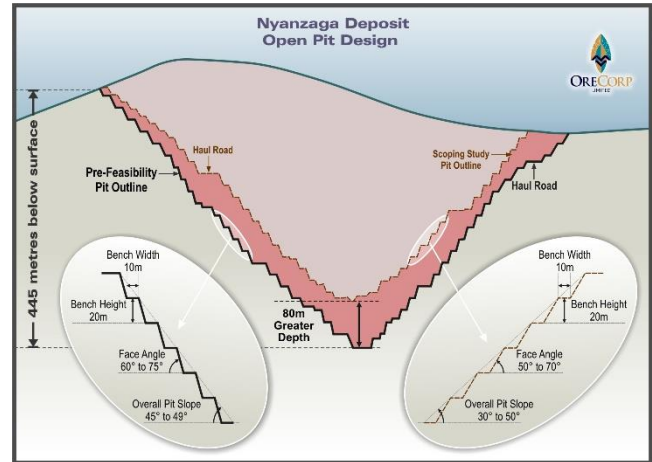
Parameter	Value
Development period (Months)	18
Mine life (Years)	12
Total Mill Throughput (Mt) LOM	45.3
Measured & Indicated Resources (% of Mineral Resource)	88%
Inferred Resources (% of Mineral Resource)	12%
Annual throughput (Mtpa)	4
Strip ratio (life of pit)	3.7:1
Steady state UG mining rate (Mtpa)	1.0
Average OP direct feed mineralised material grade mined (g/t gold)	1.5
Average UG mineralised diluted grade mined (g/t gold)	3.7
Average mill feed grade LOM (g/t gold)	2.0
Gold recovery	88%
Production (Average LOM gold koz pa)	213
OP mining costs (US\$/t total material moved)	3.66
UG mining costs (US\$/t mineralised material moved)	60.76
Processing cost (US\$/t milled)	11.53
General and administration (US\$/t milled)	3.72
Upfront Project capital (US\$M) (including contingency)	287
UG development capital (US\$M)	50
Sustaining capital – Above Ground (US\$M pa)	3.77
Sustaining capital – UG (US\$M pa)	11
Corporate tax and royalty rates	30% and 4.3%
Gold Price (US\$/oz)	1,250

Measured, Indicated and Inferred Resources from March 2017 MRE
PFS figures quoted above **do not** include legislative change effects of July 2017 and Regulations of January 2018

CONVENTIONAL OPEN PIT MINING WITH LOW STRIP



- OP expected to generate 1.75Moz (60% of total production), pit floor approximately 445m deep
- Average OP feed grade 1.5g/t gold
- Low strip ratio
 - Average strip 3.7:1 (unmineralised material:mineralised)
- Conventional drill and blast, truck and shovel OP mining techniques
 - Unmineralised - 400 tonne excavators and 130 tonne trucks
 - Mineralised - 350 tonne excavators and 90 tonne trucks
 - 10m bench width & 20m bench height
- Mining cost ~US\$3.66/t based on contractor mining assumption

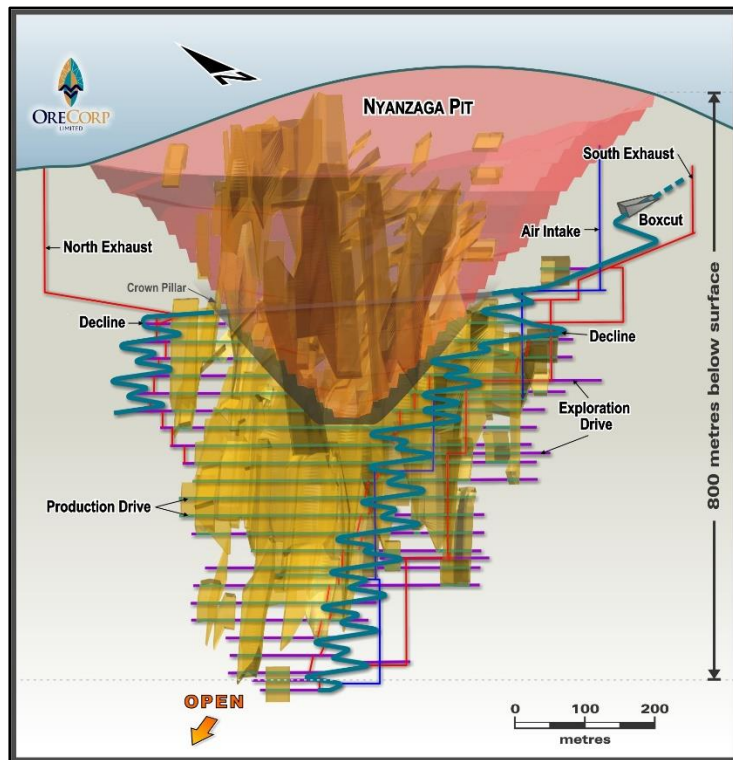


MECHANISED UNDERGROUND MINING



- UG development expected to commence in Year 1 of operations
 - Underground establishment capital ~US\$50M
 - Underground development capital estimated at US\$11M pa
- PFS steady state mining rate 1Mtpa (reached in year 4)
- Diluted grade 3.7g/t to generate 1.16Moz contained gold over LOM
 - 2g/t gold lower cut off
 - 10% mining dilution
- PFS designed external box cut to the OP
 - 1:7 decline gradient
 - Extends 355m below OP
 - Average UG mining cost ~US\$61/t

Nyanzaga Conceptual OP and UG Operation
(View Looking Northeast)



NYANZAGA UNDERGROUND MINING

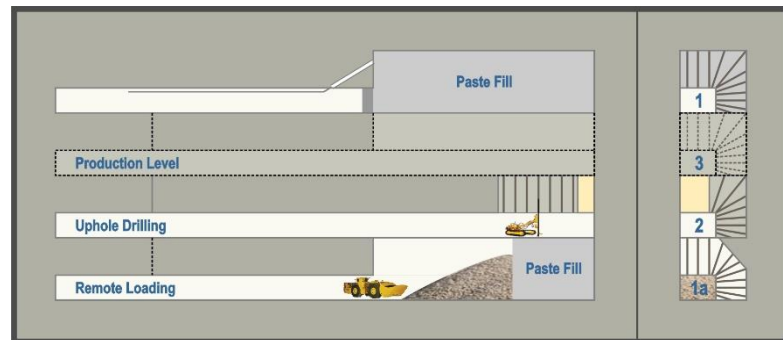


- UG mining method open stoping with paste fill
 - Established and practiced mining method in the region e.g. Bulyanhulu & North Mara (Gokona)
- Panels up to 75m high made up of three sub levels and sequenced from bottom up
- 15% of mineralised material from development

Nyanzaga underground mine schedule



Nyanzaga underground mining method schematic

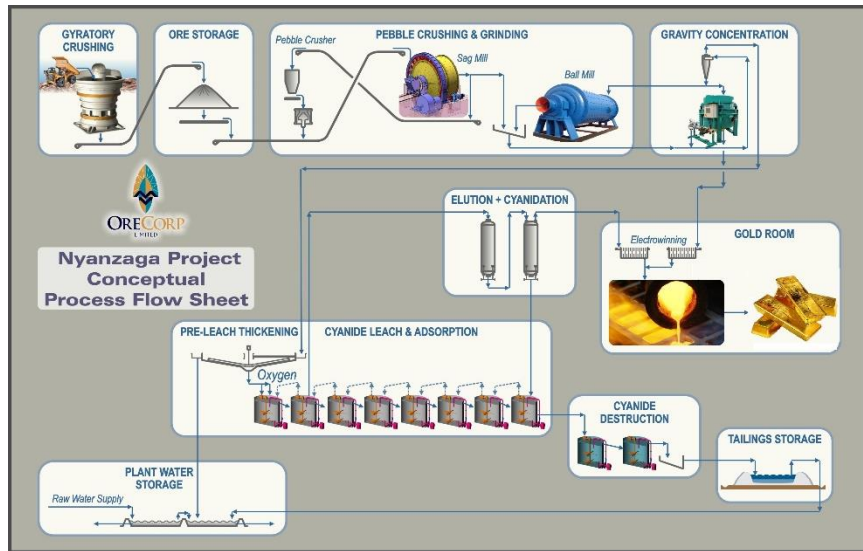


CONVENTIONAL PROCESSING CIRCUIT



- Testwork indicates LOM average recovery at 88% through conventional CIL process route
- Relatively hard mill feed, BWI 21.4 kWh/t
- Closed SAG mill/pebble crusher circuit followed by ball mill
- Material ground to 80% passing 75 microns
- Reagent consumptions within normal ranges

Pre-Feasibility Study Conceptual Process Flow Sheet



PRE-PRODUCTION CAPITAL COSTS AT PFS PHASE

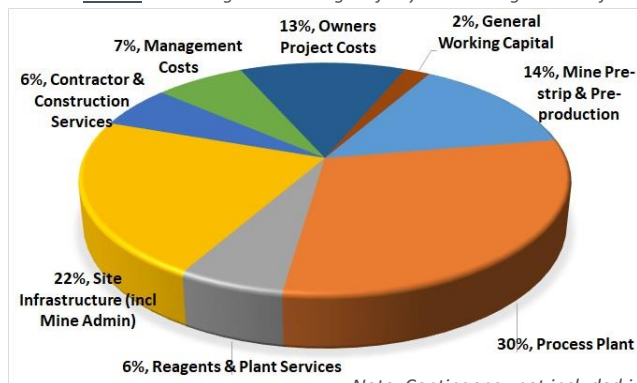


- Pre-production capital estimated at US\$287M
 - Includes US\$33M contingency
- Owners costs and working capital include;
 - Resettlement, first fill inventories & site vehicles
- Infrastructure capital assumes power requirement of 31MW and construction of a ~40km power line to grid power
 - Opportunity to consider third party participation
- US\$10M budgeted for initial tailings storage facility

Pre-production Capital Costs (+/- 25%)	US\$M
Mine Pre-strip & Pre-production	35.7
Process Plant	75.9
Reagents & Plant Services	16.4
Site Infrastructure (incl Mine Admin)	56.7
Contractor & Construction Services	13.9
Management Costs	17.6
Owners Project Costs	34.3
General Working Capital	4.1
TOTAL	254.6
Contingency	32.7
PROJECT TOTAL	287.2

Note: Apparent differences may exist due to rounding

Figures above do not include Legislative changes of July 2017 or Regulations of January 2018



Note: Contingency not included in pie chart

OPERATING COSTS POSITION AT PFS PHASE



- Operating costs developed in conjunction with mine schedules and process flow sheet design
- Contract mining assumed in PFS
- Stope optimisation has potential to reduce underground mining costs and development capital requirements
- Competitive operating costs and AISC/AIC

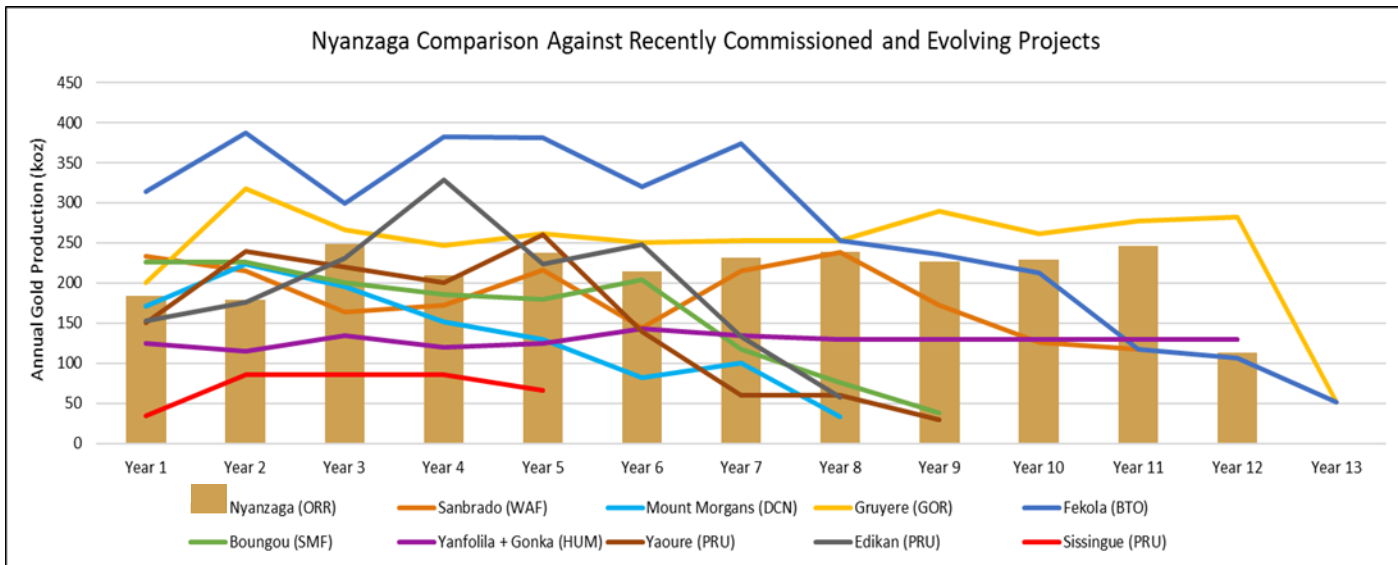
Description Cost (LOM)	US\$/oz Produced
OP Mining (contract miner)	235
UG Mining (contract miner)	212
Process Plant & Infrastructure	204
General and Administration	68
Royalties	53
Total Operating Cash Cost	774
Sustaining Capital	63
Total AISC*	838
Underground Development Capital	19
Total AIC**	857

**AISC as per World Gold Council definition*

***AIC does not include Pre-Production capital*

Note: These are PFS figures and do not include Legislative changes of July 2017 or Regulations of January 2018

A RARE LONG LIFE ASSET WITH SCALE >200K OZ PA



*Note: Information is from company releases and is current as at August 2018
 DCN, BTO, SMF, HUM and PRU (Edikan and Sissingué) are in production, GOR and PRU (Yaoure) are under construction and ORR and WAK are at PFS/DFS stage*

PROJECT FINANCING DEFINITIVE FEASIBILITY STUDY (DFS)

SCOPE OF WORK



- Project Financing DFS aiming for completion in 2019
- Key areas of Project Financing DFS focus include:
 - Finalise metallurgical test work to enhance gold recovery and optimise reagent consumption rates
 - Optimise pit wall angles
 - Optimisation of OP and UG mine designs
 - Assess contractor vs owner operator mining scenario
 - Testwork to confirm paste plant design and product for backfill
 - Revise classification of the current MRE to an Ore Reserve

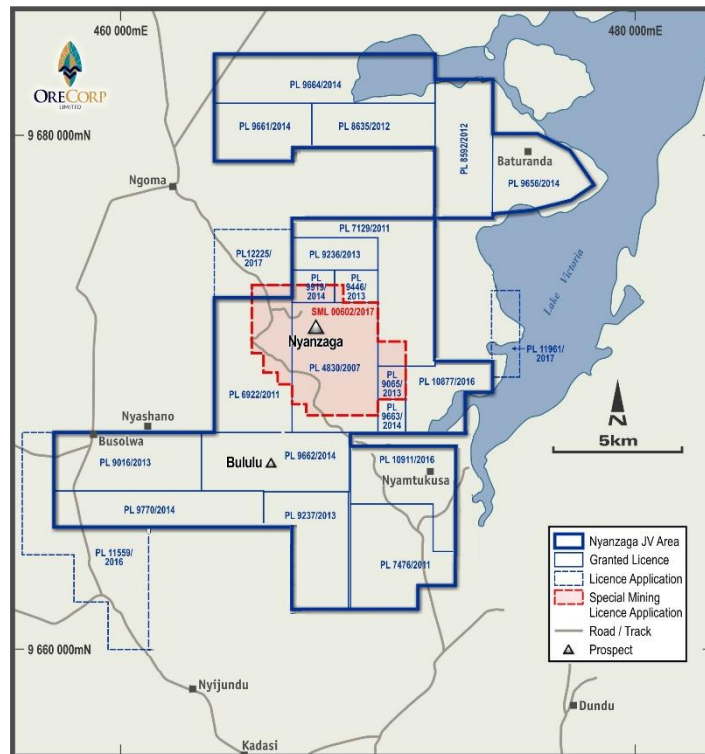


TANZANIA REGULATORY UPDATE AND PERMITTING STATUS



- Mining Regulations adopted in January 2018
- Mining Commission appointed on 19 April 2018 by His Excellency President Magufuli
- Recent positive meetings between OreCorp and the new Minister, Deputy Ministers, Permanent Secretary and Commissioner from the Ministry of Minerals and the Chairman and key members of the TMC
- Environmental Certificate(EC) granted and monitoring continues
- SML application submitted and is recommended for grant by the TMC
- Nyanzaga aims to be the first large scale gold mine under the new regulatory regime

Nyanzaga Project Licences



STAKEHOLDER ENGAGEMENT



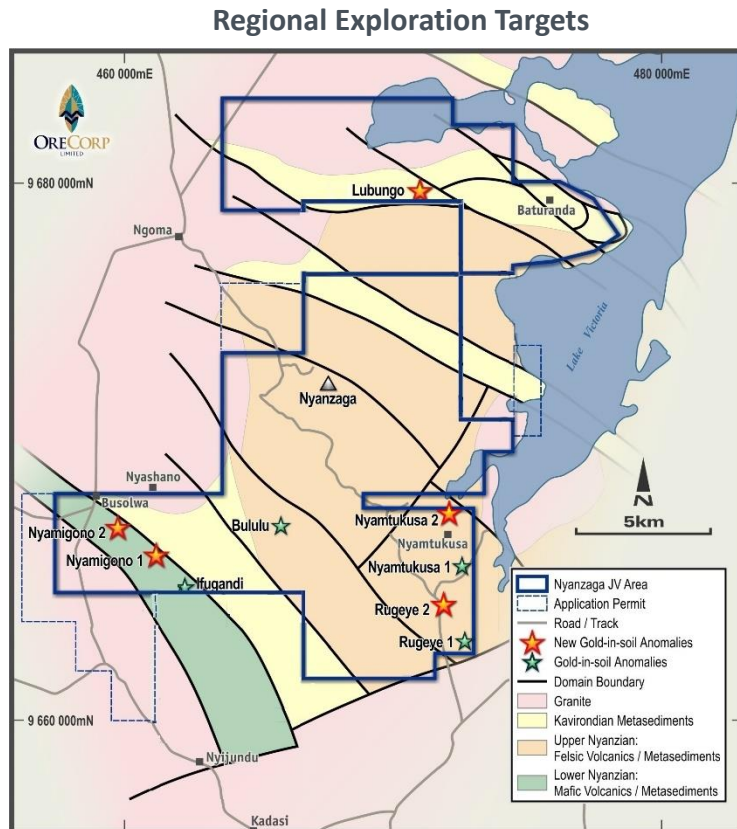
- OreCorp has a positive relationship with all levels of Government
- Nyanzaga considered a nationally significant development for Tanzania
- Local community extremely supportive of Nyanzaga and OreCorp
- Good levels of local and Tanzanian nationals employed – will increase during development and operation



FURTHER SATELLITE OPPORTUNITIES



- Immediate focus on the potential to add shallow high grade ounces proximal to Nyanzaga to supplement baseload feed
- Regional soil sampling program delineated 10 distinct gold-in-soil anomalies;
 - 5 new previously undefined anomalies
 - Peak gold-in-soil value of 888ppb gold
 - 4 anomalies have strike extents of >1km
 - 7 anomalies untested by effective drilling
- Recent regional assessment has led to rationalisation of targets and licences
- Regional mapping to generate the next suite of targets underway



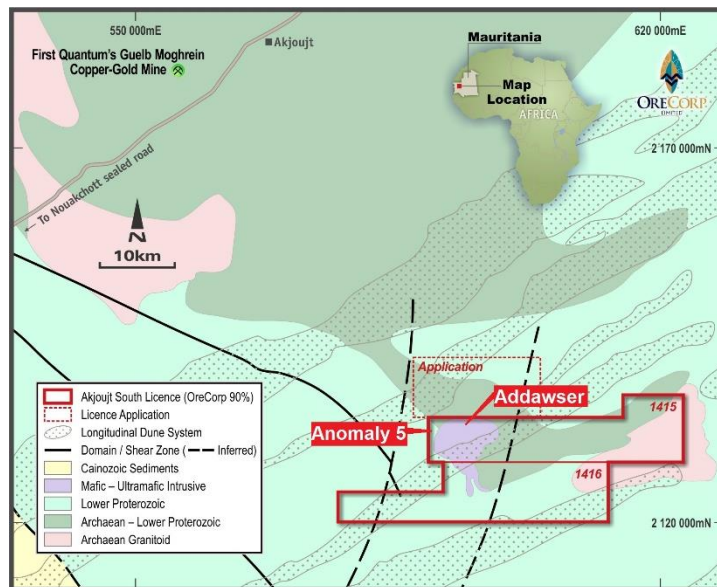
MAURITANIA AN EVOLVING NICKEL-COPPER-COBALT STORY





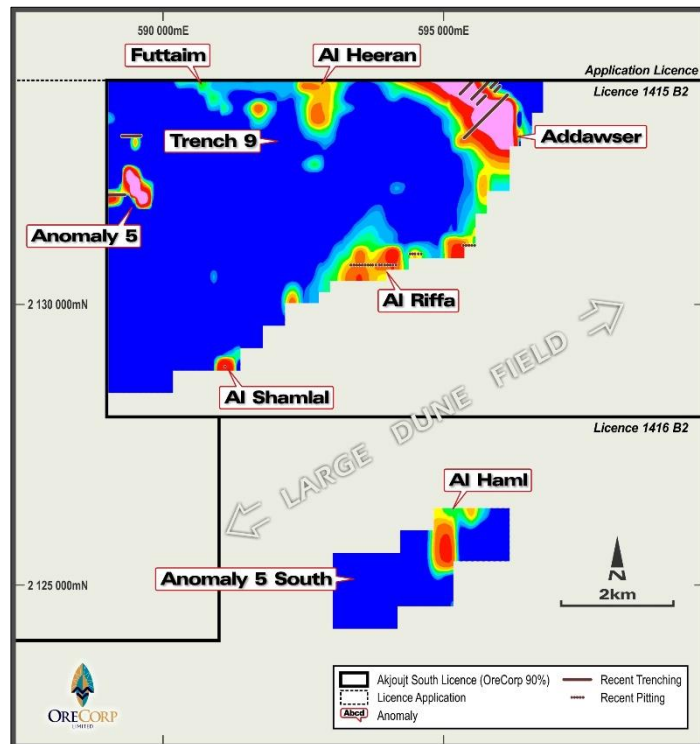
- Greenfield discoveries emerging at Akjoujt South Project (ASP)
- Significant nickel-copper-cobalt sulphide mineralisation intersected in drilling at Anomaly 5
- Shallow drill intercepted sulphide mineralisation up to 63m downhole and over >1km strike
- Regional Moving Loop Electromagnetic (MLEM) survey completed: Anomaly 5 extended and several large anomalies identified

Akjoujt South Project Location





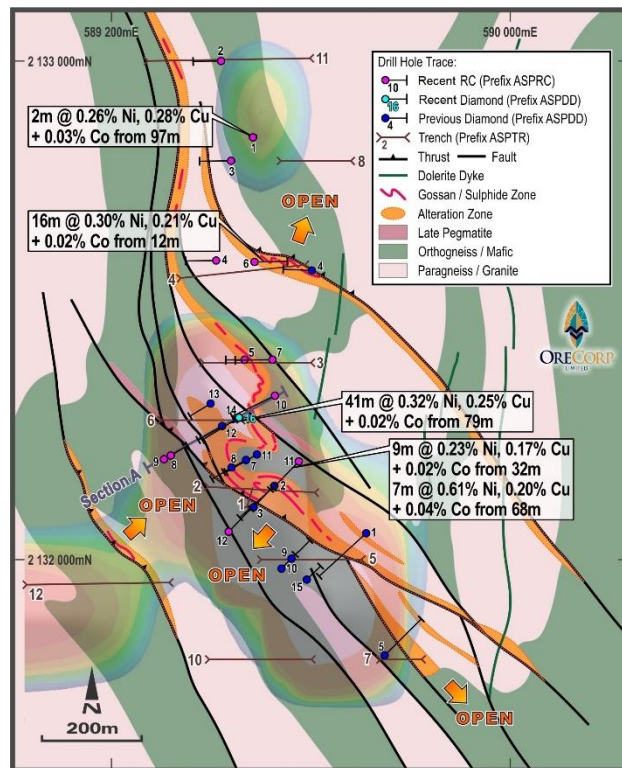
- Project is 60km southeast of First Quantum's, Guelb Moghrein Copper-Gold Mine
- Two granted licences covering 460km²
- One licence application (lodged 2014) covering 136km² – pending approval
- Multiple new moderate-strong late time regional EM anomalies identified





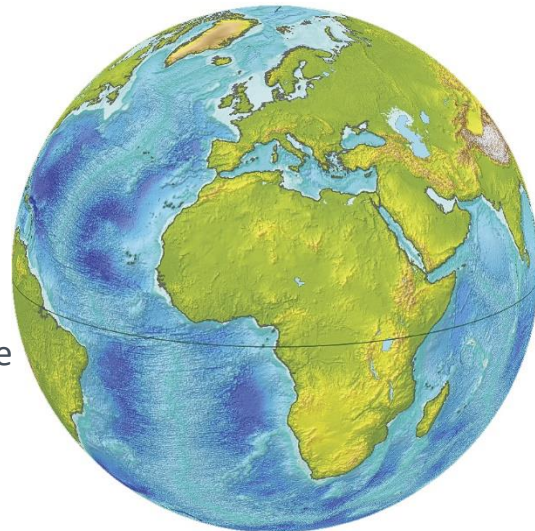
- Drilling intersected nickel-copper-cobalt mineralisation over broad widths and significant strike (>1km)
 - Series of sub-parallel gossan/sulphide zones individually up to 350m in strike length
- Drill intercepts up to 63m down hole width of 0.52% nickel, 0.31% copper and 0.03% cobalt with peak values of 1.38% nickel, 1.46% copper and 0.09% cobalt
- Mineralisation remains open along strike and down plunge

Anomaly 5 – Geology over MLEM Anomaly with Drilling





- Appropriate balance sheet and capital structure to advance Nyanzaga and assess other opportunities
- Currently reviewing advanced projects and operational mines in multiple jurisdictions
- OreCorp assessment is based on a first principles approach to geology and resource modelling as evidenced at Nyanzaga
- Strong in house technical and capital markets expertise enables OreCorp to evaluate a wide range of projects with the ability to progress to development
- Focus on precious and base metals
- Team has a well established track record of operating in emerging markets and Australia





- Simple ownership structure
- PFS demonstrates Nyanzaga as a project of significant scale
- Project Financing DFS progressing, EC granted and SML application recommended for grant by the TMC
- Focused and engaged Board and management with strong project development experience in Africa and Australia
- Evolving nickel-copper-cobalt discovery in Mauritania at Akjoujt South Project
- Strong cash position (A\$13.3M as at 30 September 2018) and aggressively pursuing new business opportunities



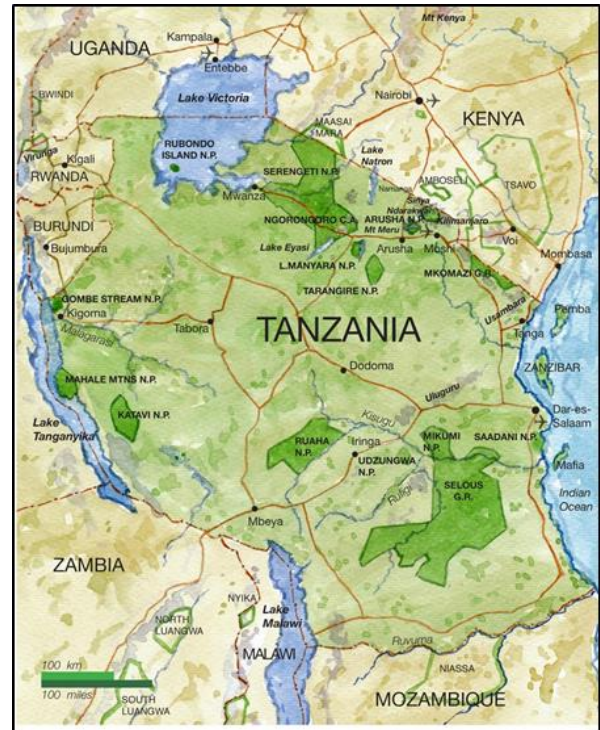
ADDITIONAL SLIDES

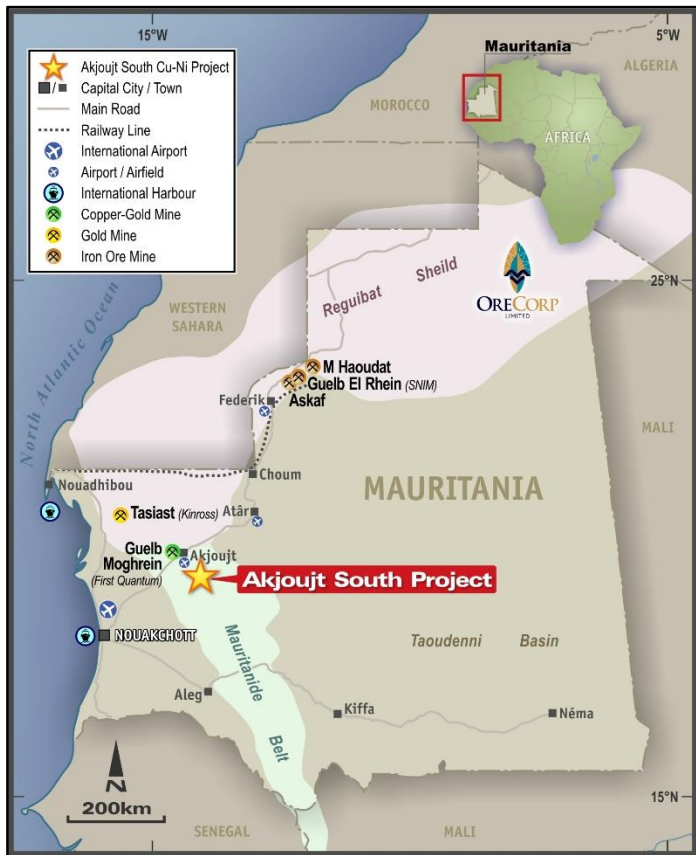


TANZANIA – FAST FACTS



- Tanzania - Total area of 947,300km²
- Tanzania is a Republic, administered under English common law in 30 Regions
- ~52 million people, with a 2.8% annual population growth rate
- Christian 61%, Muslim 35%
- Life expectancy of 62 years
- 32% of the population is urban
- GDP per capita is US\$3,100, derived from: agriculture – 25.1%; industry – 27.6% & services – 47.3% (2016 est.)
- Electricity generating capacity of ~1,750MW of which 66% is hydroelectric and the rest from fossil fuels



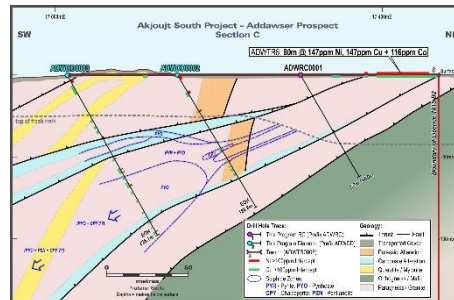
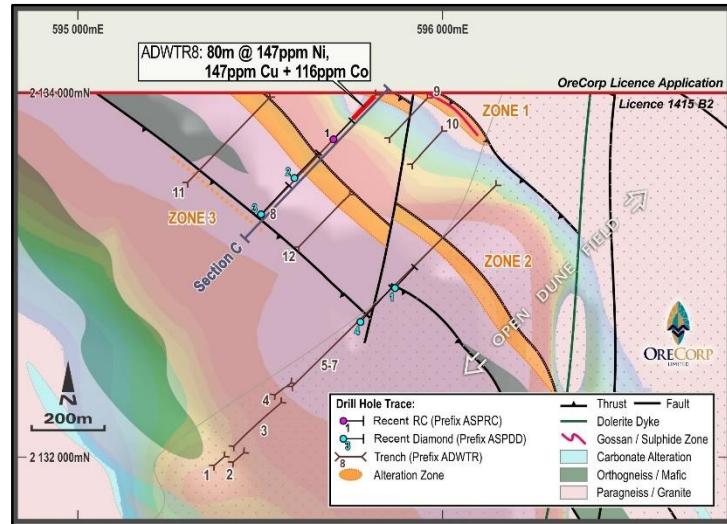


- Large, sparsely populated, NW African nation
- Host to world-class Tasiast gold deposit
- Emerging mining industry: Kinross, First Quantum, SNIM
- Underexplored terrain
- Mining and Fiscal Regime:
 - 2008 Mining code, amended 2009 & 2012, aims to deliver an attractive investment climate
 - 10% government free-carried interest (with a further 10% equity option)
 - 25% corporate tax rate
 - 3% - 6.5% royalty, depending on commodity and price

ADDAWSER ANOMALY –MLEM SURVEY RESULTS & DRILLING



- MLEM survey identified an extremely strong and large late time EM anomaly - Addawser
- 6km northeast of Anomaly 5, covering 1.8km x 0.8km
- Gossan float and favourable garnet alteration observed
- 12 trenches completed with anomalous zones of up to 80m @ 147ppm Ni, 147ppm Cu and 116ppm Co
- Maiden drilling program intersected thick zones of disseminated sulphide and anomalous nickel, copper and cobalt values





Nyanzaga Project

The information in this presentation relating to the Nyanzaga Project is extracted from the ASX Announcements dated; 22 October 2018 titled “September 2018 Quarterly Report”, 6 September 2018 “Nyanzaga Project Update - FCC Approval Obtained and Completion Agreement to acquire 100% of the Project Signed”, 31 July 2018 titled “June 2018 Quarterly Report”, 20 July 2018 titled “Nyanzaga Project Update – Completion of Earn-in Phase and Execution of Conditional Heads of Agreement to acquire 100% of the Project”, 25 June 2018 titled “Further Update Regarding Discussions Between Barrick and the Government of Tanzania”, 30 April 2018 titled “March 2018 Quarterly Report”, 19 February 2018 titled “Acacia Press release to LSE Dated 16 February 2018”, 14 February 2018 titled “Grant of Environmental Certificate for the Nyanzaga Gold Project”, 12 September 2017 titled “Mineral Resource Estimate Update for the Nyanzaga Project in Tanzania Increasing Category and Grade”, 10 July 2017 titled “Further Update on Proposed Legislative Changes in Tanzania”, 30 June 2017 titled “Proposed Tanzanian Legislative Changes, Infill Drilling Results and Project Update at Nyanzaga”, 11 May 2017 titled “Infill Drilling Results Further Demonstrate Outstanding Potential of Nyanzaga Project” and 13 March 2017 titled ‘Pre-Feasibility Study Demonstrates Significant Potential of Nyanzaga Gold Project’, which are available to view on the Company’s website ‘orecorp.com.au’.

The Company confirms that it is not aware of any new information or data that materially affects the information included in the Announcements referred to above and, in the case of (i) estimates of Mineral Resources, (ii) Metallurgical Testwork and Results, and (iii) Exploration Results in relation to the Nyanzaga Project (Project Results), that all material assumptions and technical parameters underpinning the Project Results in the original announcements referred to above continue to apply and have not materially changed. The Company confirms that the form and context in which the Competent Persons’ findings are presented have not been materially modified from the original announcements referred to above.

Akjoujt South Project

The information in this presentation relating to the Akjoujt South Project is extracted from the following original ASX Announcements dated; 31 July 2018 titled “June 2018 Quarterly Report”, 24 April 2018 titled ‘Diamond/RC drilling Generates Further Significant Nickel-Copper-Cobalt Mineralisation at Akjoujt South Project in Mauritania’, 17 January 2018 titled ‘Trenching Generates Nickel-Copper Anomalism & RC-Diamond Drilling Commences at Akjoujt South Project in Mauritania’, 27 November titled ‘Moving Loop EM Survey Generates Outstanding Results’, 26 June 2017 titled ‘Drilling Confirms Discovery of an Extensive Nickel-Copper Mineralised System at Akjoujt South Project, Mauritania’, 24 March 2017 titled ‘Drill Targets Identified from EM Survey Akjoujt South Project Mauritania’, 2 August 2016 titled ‘Significant Nickel-Copper Drill Intercepts from Akjoujt South Project, Mauritania’ and 1 July 2016 titled ‘Drilling Update and Ground Magnetic Anomalies Identified’, which are available to view on the Company’s website ‘orecorp.com.au’.

The Company confirms that it is not aware of any new information or data that materially affects the information included in the original ASX Announcements referred to above and, in the case of Exploration Results, that all material assumptions and technical parameters underpinning the Exploration Results in the original ASX Announcements referred to above continue to apply and have not materially changed. The Company confirms that the form and context in which the Competent Person’s findings are presented have not been materially modified from the original ASX Announcements referred to above.



Information contained in this document was derived from the following ASX announcements. For the full announcement please refer to the ASX website under the code ORR.

- 22/10/2018 - September 2018 Quarterly Activities and Cash Flow Report
- 06/09/2018 – FCC Approval Obtained and Completion Agreement to acquire 100% of the Project Signed
- 20/7/2018 - Nyanzaga Project Update – Completion of Earn-in Phase and Execution of Conditional Heads of Agreement to acquire 100% of the Project
- 24/04/2018 - Diamond/RC drilling Generates Further Significant Nickel-Copper-Cobalt Mineralisation at Akjoujt South Project in Mauritania
- 13/03/2018 – December 2017 Half Year Financial Report
- 14/02/2018 - Grant of Environmental Certificate for the Nyanzaga Gold Project
- 27/11/2017 – Moving Loop EM Survey Generates Outstanding Results
- 12/09/2017 - Mineral Resource Estimate Update for the Nyanzaga Project in Tanzania Increasing Category and Grade
- 30/06/2017 - Proposed Tanzanian Legislative Changes, Infill Drilling Results and Project Update at Nyanzaga
- 13/03/2017 - Pre-Feasibility Study Demonstrates Significant Potential of Nyanzaga Gold Project