

Announcement to ASX

31 January 2019

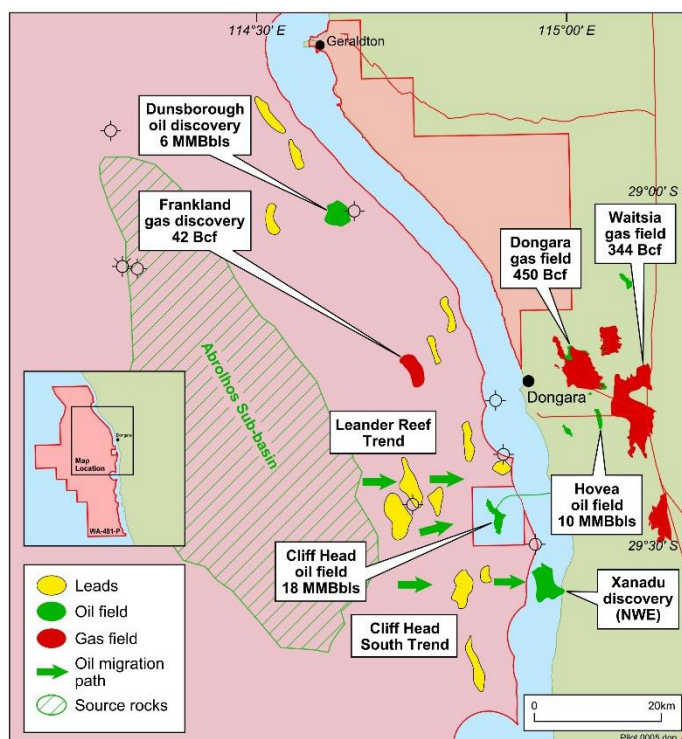
## DECEMBER 2018 QUARTERLY ACTIVITIES REPORT & APPENDIX 5B

### WA-481-P (Operator, 60%)

During the quarter, the reprocessing of the Diana 3D seismic was completed and the dataset/s delivered in house. Completion and receipt of the 2D seismic reprocessing in the block is due in January 2019. The process to prepare geological mapping to incorporate results of the 2D and 3D seismic reprocessing has commenced. This stage will allow more accurate quantification of the assessed resources and independent resource assessment and certification. Completion of this work is expected in early 2Q 2019 to allow the Joint Venture to decide on the next phase of exploration activity and prepare for Permit renewal.

WA-481-P is located adjacent to existing oil and gas infrastructure, within shallow waters to the west of numerous oil and gas fields, including the offshore Cliff Head oil field and the onshore Waitsia gas discovery. The 17,475 km<sup>2</sup> permit covers a major portion of the offshore extension of the north Perth basin. The primary petroleum plays are for oil and/or gas within the Dongara Sandstone and the Irwin River Coal Measures (IRCM). Both oil and gas are proven within the permit, with the Frankland gas and the Dunsborough oil discoveries representing contingent resources of up to 59 Bcf gas and 9.8 MMbbls oil, respectively.

The permit is extensively covered by 2D and 3D seismic data, which confirms the presence of thirteen structural prospects in four distinct areas. Individual prospects offer potential for up to 78 MMbbls of oil, and three of the areas are substantially de-risked by prior discoveries on-block at Cliff Head, Dunsborough and Frankland.



Additional information regarding the proceptivity of WA-481-P is included in a Permit Datasheet attached to the 31 August announcement.

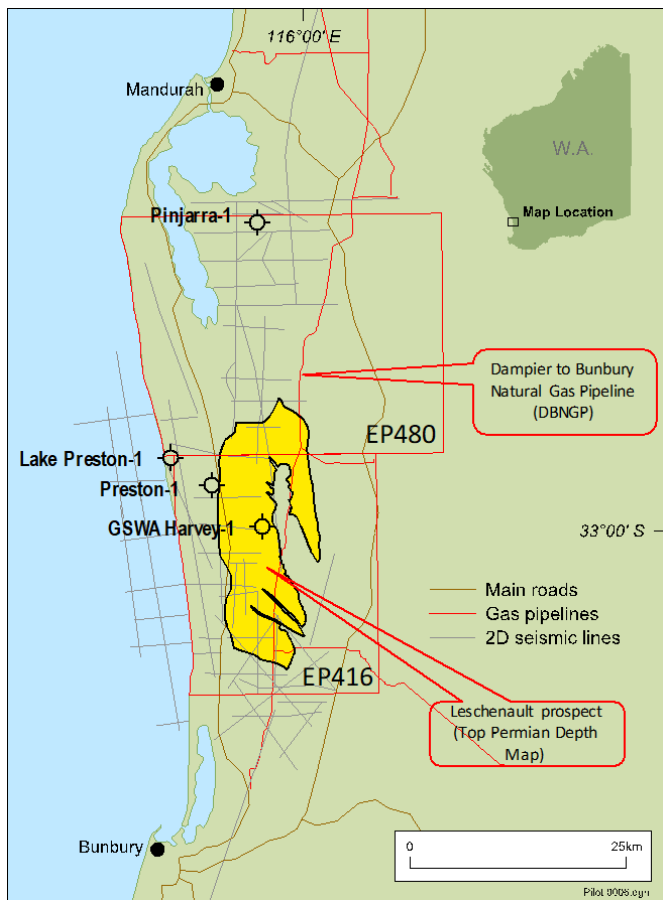
### EP416 & EP480 Exploration Permits (Operator, 60%)

Early in 2018, Pilot Energy attempted to commence a geochemical survey over the Leschenault conventional gas prospect, however difficulty with land access prevented this activity over key areas of the prospect. The State government's announcement in September last year of a ban on fracking in

the region and the placing of a moratorium on the use of fracking throughout the rest of WA has impacted land owner sentiment contributing to this further delay.

A 24-month suspension and extension granted to both permits to allow for resolution of the land access issues has allowed Pilot to commence an evaluation of other exploration methods which will allow the JV to progress exploration in the permits.

Leschenault is a “three-way dip” feature that relies on closure to the west by a bounding fault. The well-defined structure has two structural culminations, either of which is a potential drilling location for a vertical well to test the two conventional reservoir targets, being the Permian Sue Sandstone and the Triassic Lesueur Sandstone.



The main geological risk associated with Leschenault is one of cross-fault seal, i.e. whether the western bounding fault has sealing capacity to retain hydrocarbon gas migrating in to the structure. To address this risk a non-invasive geochemical survey is planned over the coming months, with results expected in this year. The aim of the survey is to identify anomalies due to micro-seepage of hydrocarbon gas components from depth, that are broadly conformable to the prospect’s area of structural closure. This would suggest that either or both reservoir targets are gas-bearing, de-risking the prospect for future drilling.

As announced on 7 November 2016, RISC completed an independent assessment of prospective resources for the two main reservoir target intervals at Leschenault, confirming the potential for very significant volumes of gas, as follows:

Reservoir	Gross (100%) Bcf		
	Low	Best	High
Lesueur Sandstone	150	435	970
Sue Sandstone	120	290	625
<b>Total</b>	<b>270</b>	<b>725</b>	<b>1,595</b>

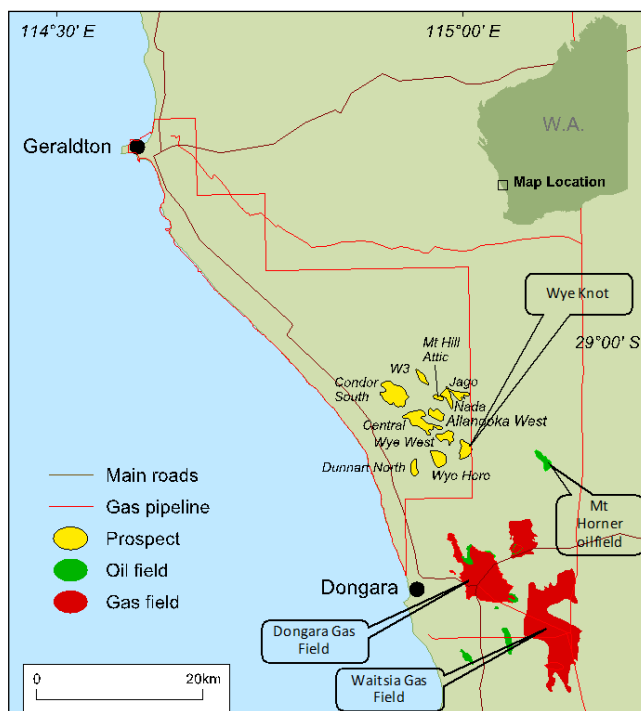
## EP437 Exploration Permit (13.058%)

Preparations to drill the Wye Knot-1 exploration well in EP437 (Operator: Key Petroleum) have continued this quarter. Following delays securing access to the preferred drilling location the operator applied for a 12 month suspension and extension of the work program obligations which was granted shortly after the end of the quarter. The drilling of Wye Knot-1 commitment well is now required by 27 November 2019. The preferred location has not changed and the Operator has advised that in principal terms have been agreed to access the this location.

The Wye Knot oil prospect is located down-dip from the Wye-1 gas discovery, drilled in 1996 at the crest of a four-way-dip-closed structure that benefits from additional closure via faulting to the northeast and northwest.

Wye-1 tested gas at commercial rates from two good quality reservoirs, with the Bookara and the Arranoo sandstone reservoirs flowing 4.4MMscf per day and 2.5 MMscf per day respectively. Neither of the reservoirs exhibited a water leg, and both exhibited live oil shows during drilling.

The presence of shows indicates that the reservoirs were originally oil-filled at the Wye- 1 location, with the oil likely being displaced to a down-dip oil rim by subsequent gas migration in to the crest of the structure. This dual-charge model is evident elsewhere within the north Perth Basin, including at the nearby Dongara gas field, where the Dongara-8 well produced at an initial rate of 800 barrels of oil per day from an oil rim.



The Operator's assessment of the prospective resources targeted by Wye Knot-1 is as follows:

Reservoir	Gross (100%) MMbbls			Net to Pilot (13%) MMbbls		
	Low	Best	High	Low	Best	High
Triassic (Bookara & Arranoo)	0.2	1.4	6.1	0.03	0.18	0.79

An oil discovery at Wye Knot-1 could be commercialised rapidly, and at low cost. Pilot Energy estimates the Net Present Value of a commercial discovery at between US\$15 and US\$20 per barrel, at current oil prices and depending on the size of the discovered resource. Importantly, success at Wye Knot-1 will de-risk other prospects within EP437, including Becos, Updip Wattle Grove, and Ganay.

## WA-503-P Exploration Permit (Operator, 80%)

On 27 July 2018, Pilot Energy announced that it had executed a binding agreement for the sale of its beneficial interest in WA-503-P to Black Swan Resources Pty Ltd (Black Swan). Completion of the transaction was subject to the satisfaction of certain conditions precedent, including approval of the transaction by the National Offshore Petroleum Titles Administrator (NOPTA). As the NOPTA approval process had not been by completed by 18 December 2018 despite reasonable endeavours by all Parties, Black Swan advised Pilot Energy that it was terminating the sale agreement as of this date in accordance with their rights under the agreement.

For the avoidance of doubt, NOPTA did not block the sale and all parties continue to work together to seek a satisfactory outcome for the continuance of the Permit

As a result of the termination Pilot Energy will retain its 80% participating interest and Pilot Energy and will continue to work with Black Swan as joint venture partners in the Permit

## Financial

Attached is the Appendix 5B Consolidated Statement of Cash Flows for the period from 1 October 2018 to 31 December 2018.

## ASX Listing Rule 5.3.3: Tenement Details

Tenement reference and location	Interest at beginning of quarter	Interest at end of quarter
WA-481-P Western Australia	60%	60%
WA-503-P Western Australia	80%	80%
EP416 & EP480 Western Australia	60%	60%
EP437 Western Australia	13.058%	13.058%

**Competent Person Statement:** This announcement contains information on conventional petroleum resources which is based on and fairly represents information and supporting documentation reviewed by Dr Xingjin Wang, a Petroleum Engineer with over 30 years experience and a Master in petroleum engineering from the University of New South Wales and a PhD in applied Geology from the University of New South Wales. Dr Wang is an active member of the SPE and PESA, and is qualified in accordance with ASX listing rule 5.1. He is an Executive Director of Pilot Energy Ltd, and has consented to the inclusion of this information in the form and context to which it appears.

---

## Enquiries

Pilot Energy Limited: Lisa Dadswell, Company Secretary, email:  
lisa.dadswell@boardroomlimited.com.au

## Appendix 5B

# Mining exploration entity and oil and gas exploration entity quarterly report

Introduced 01/07/96 Origin Appendix 8 Amended 01/07/97, 01/07/98, 30/09/01, 01/06/10, 17/12/10, 01/05/13, 01/09/16

### Name of entity

PILOT ENERGY LIMITED

### ABN

86 115 229 984

### Quarter ended ("current quarter")

31 December 2018

Consolidated statement of cash flows	Current quarter \$A'000	Year to date (12 months) \$A'000
<b>1. Cash flows from operating activities</b>		
1.1 Receipts from customers	-	-
1.2 Payments for		
(a) exploration & evaluation	(243)	(243)
(b) development	-	-
(c) production	-	-
(d) staff costs	(45)	(45)
(e) administration and corporate costs	(10)	(10)
1.3 Dividends received (see note 3)	-	-
1.4 Interest received	1	1
1.5 Interest and other costs of finance paid	-	-
1.6 Income taxes paid	-	-
1.7 Research and development refunds	-	-
1.8 Other (provide details if material)	-	-
<b>1.9 Net cash from / (used in) operating activities</b>	<b>(297)</b>	<b>(297)</b>

<b>2. Cash flows from investing activities</b>		
2.1 Payments to acquire:		
(a) property, plant and equipment	-	-
(b) tenements (see item 10)	-	-
(c) investments	-	-
(d) other non-current assets	-	-

<b>Consolidated statement of cash flows</b>		<b>Current quarter \$A'000</b>	<b>Year to date (12 months) \$A'000</b>
2.2	Proceeds from the disposal of:		
	(a) property, plant and equipment	-	-
	(b) tenements (see item 10)	-	-
	(c) investments	-	-
	(d) other non-current assets	-	-
2.3	Cash flows from loans to other entities	-	-
2.4	Dividends received (see note 3)	-	-
2.5	Other (provide details if material)	-	-
<b>2.6</b>	<b>Net cash from / (used in) investing activities</b>	<b>-</b>	<b>-</b>
<b>3. Cash flows from financing activities</b>			
3.1	Proceeds from issues of shares	-	-
3.2	Proceeds from issue of convertible notes	-	-
3.3	Proceeds from exercise of share options	-	-
3.4	Transaction costs related to issues of shares, convertible notes or options	-	-
3.5	Proceeds from borrowings	-	-
3.6	Repayment of borrowings	-	-
3.7	Transaction costs related to loans and borrowings	-	-
3.8	Dividends paid	-	-
3.9	Other (provide details if material)	-	-
<b>3.10</b>	<b>Net cash from / (used in) financing activities</b>	<b>-</b>	<b>-</b>
<b>4. Net increase / (decrease) in cash and cash equivalents for the period</b>			
4.1	Cash and cash equivalents at beginning of period	602	602
4.2	Net cash from / (used in) operating activities (item 1.9 above)	(297)	(297)
4.3	Net cash from / (used in) investing activities (item 2.6 above)	-	-
4.4	Net cash from / (used in) financing activities (item 3.10 above)	-	-
4.5	Effect of movement in exchange rates on cash held	-	-
<b>4.6</b>	<b>Cash and cash equivalents at end of period</b>	<b>305</b>	<b>305</b>

<b>5. Reconciliation of cash and cash equivalents</b> at the end of the quarter (as shown in the consolidated statement of cash flows) to the related items in the accounts	<b>Current quarter \$A'000</b>	<b>Previous quarter \$A'000</b>
5.1 Bank balances	305	601
5.2 Call deposits	-	-
5.3 Bank overdrafts	-	-
5.4 Other (provide details)	-	-
<b>5.5 Cash and cash equivalents at end of quarter (should equal item 4.6 above)</b>	<b>305</b>	<b>601</b>

**6. Payments to directors of the entity and their associates**

- 6.1 Aggregate amount of payments to these parties included in item 1.2
- 6.2 Aggregate amount of cash flow from loans to these parties included in item 2.3
- 6.3 Include below any explanation necessary to understand the transactions included in items 6.1 and 6.2

**Current quarter  
\$A'000**

44

-

6.1 – Includes salaries and consultancy fees paid to directors as well as superannuation paid on behalf of directors.

**7. Payments to related entities of the entity and their associates**

- 7.1 Aggregate amount of payments to these parties included in item 1.2
- 7.2 Aggregate amount of cash flow from loans to these parties included in item 2.3
- 7.3 Include below any explanation necessary to understand the transactions included in items 7.1 and 7.2

**Current quarter  
\$A'000**

-

-

## Mining exploration entity and oil and gas exploration entity quarterly report

<b>8. Financing facilities available</b> <i>Add notes as necessary for an understanding of the position</i>	<b>Total facility amount at quarter end \$A'000</b>	<b>Amount drawn at quarter end \$A'000</b>
8.1 Loan facilities	-	-
8.2 Credit standby arrangements	-	-
8.3 Other (please specify)	-	-
8.4 Include below a description of each facility above, including the lender, interest rate and whether it is secured or unsecured. If any additional facilities have been entered into or are proposed to be entered into after quarter end, include details of those facilities as well.		

--

<b>9. Estimated cash outflows for next quarter</b>	<b>\$A'000</b>
9.1 Exploration and evaluation	203
9.2 Development	-
9.3 Production	-
9.4 Staff costs	90
9.5 Administration and corporate costs	42
9.6 Other (provide details if material)	-
<b>9.7 Total estimated cash outflows</b>	<b>335</b>


<b>10. Changes in tenements (items 2.1(b) and 2.2(b) above)</b>	<b>Tenement reference and location</b>	<b>Nature of interest</b>	<b>Interest at beginning of quarter</b>	<b>Interest at end of quarter</b>
10.1 Interests in mining tenements and petroleum tenements lapsed, relinquished or reduced	NA			
10.2 Interests in mining tenements and petroleum tenements acquired or increased	NA			



**Compliance statement**

- 1 This statement has been prepared in accordance with accounting standards and policies which comply with Listing Rule 19.11A.
- 2 This statement gives a true and fair view of the matters disclosed.

Sign here:

  
.....  
(Director/Company secretary)

Date: 31/01/2019

.....

Print name:

Lisa Dadswell  
.....**Notes**

1. The quarterly report provides a basis for informing the market how the entity's activities have been financed for the past quarter and the effect on its cash position. An entity that wishes to disclose additional information is encouraged to do so, in a note or notes included in or attached to this report.
2. If this quarterly report has been prepared in accordance with Australian Accounting Standards, the definitions in, and provisions of, AASB 6: Exploration for and Evaluation of Mineral Resources and AASB 107: Statement of Cash Flows apply to this report. If this quarterly report has been prepared in accordance with other accounting standards agreed by ASX pursuant to Listing Rule 19.11A, the corresponding equivalent standards apply to this report.
3. Dividends received may be classified either as cash flows from operating activities or cash flows from investing activities, depending on the accounting policy of the entity.