

HALF-YEAR RESULTS 31 DECEMBER 2018

FEBRUARY 2019

DISCLAIMER



This document dated 25 February 2019 has been prepared by Zenith Energy Limited (**Company**) and is provided for information purposes only. This document does not constitute an offer, invitation, solicitation or recommendation with respect to the purchase or sale of any security in the Company nor does it constitute financial product advice. This document is not a prospectus, product disclosure statement or other offer document Australian law or under any other law. This document has not been filed, registered or approved by regulatory authorities in any jurisdiction. By reading this document you agree to be bound by the limitations set out in this document.

This document and the information contained within it is strictly confidential and is intended for the exclusive benefit of the persons to whom it is given. It may not be reproduced, disseminated, quoted or referred to, in whole or in part, without the express written consent of the Company. By receiving this document, you agree to keep the information confidential, not to disclose any of the information contained in this document to any other person and not to copy, use, publish, record or reproduce the information in this document without the prior written consent of the Company, which may be withheld in its absolute discretion.

The information contained in this document is not intended to be relied upon as advice or a recommendation to investors and does not take into account the investment objectives, financial situation, taxation situation or needs of any particular investor. An investor must not act on the basis of any matter contained in this document but must make its own assessment of the Company and conduct its own investigations and analysis. Investors should assess their own individual financial circumstances and consider talking to a financial adviser, professional adviser or consultant before making any investment decision.

Statements and information in this document are current only as at 31 December 2018 and the information in this document remains subject to change without notice. The information contained in this document is for information purposes only and is an overview and does not contain all information necessary to make an investment decision or that would be required in a prospectus or product disclosure statement prepared in accordance with the requirements of the Corporations Act 2001 (Cth) (Corporations Act). The information contained in this document is of a general nature and does not purport to be complete or verified by the Company or any other person. Neither the Company nor any other person have any responsibility or obligation to inform you of any matter arising or coming to their notice, after the date of this document, which may affect any matter referred to in this document.

While reasonable care has been taken in relation to the preparation of this document, none of the Company or their respective directors, officers, employees, contractors, agents, or advisers nor any other person (**Limited Party**) guarantees or makes any representations or warranties, express or implied, as to or takes responsibility for, the accuracy, reliability, completeness or fairness of the information, opinions, forecasts, reports, estimates and conclusions contained in this document. No Limited Party represents or warrants that this document is complete or that it contains all information about the Company that a prospective investor or purchaser may require in evaluating a possible investment in the Company or acquisition of shares in the Company. To the maximum extent permitted by law, each Limited Party expressly disclaims any and all liability, including, without limitation, any liability arising out of fault or negligence, for any loss arising from the use of or reliance on information contained in this document including representations or warranties or in relation to the accuracy or completeness of the information, statements, opinions, forecasts, reports or other matters, express or implied, contained in, arising out of or derived from, or for omissions from, this document including, without limitation, any financial information, any estimates or projections and any other financial information derived therefrom.

Certain statements in this document constitute forward looking statements and comments about future events, including the Company's expectations about the performance of its businesses. Such forward looking statements involve known and unknown risks, uncertainties, assumptions and other important factors, many of which are beyond the control of the Company and which may cause actual results, performance or achievements to differ materially from those expressed or implied by such statements. Forward looking statements are provided as a general guide only, and should not be relied on as an indication or guarantee of future performance. Given these uncertainties, recipients are cautioned to not place undue reliance on any forward looking statement. Subject to any continuing obligations under applicable law the Company disclaims any obligation or undertaking to disseminate any updates or revisions to any forward looking statements in this document to reflect any change in expectations in relation to any forward looking statements or any change in events, conditions or circumstances on which any such statement is based.

Past performance is not indicative of future performance and no guarantee of future returns is implied or given. Nothing contained in this document nor any information made available to you is, or shall be relied upon as, a promise, representation, warranty or guarantee as to the past, present or the future performance of the Company. No Limited Party or any other person makes any representation, or gives any assurance or guarantee that the occurrence of the events expressed or implied in any forward looking statements in this document will occur.

This document is only being provided to persons who are the holders of an Australian financial services license and their representatives, sophisticated investors (in accordance with section 708(8) of the Corporations Act) and professional investors (in accordance with section 708(11) of the Corporations Act) or to such other persons whom it would otherwise be lawful to distribute it.

STRONG BOO EARNINGS GROWTH



	H1 2019	H1 2018
	\$m	\$m
Operating Segments		
BOO Revenue	17.24	11.30
BOO EBITDA	11.87	5.33
MOM/EPC Revenue	5.41	22.35
MOM/EPC EBITDA	1.69	13.21
Consolidated Results		
Income	22.91	33.79
Expenses	14.42	20.91
EBITDA	8.89	12.88
Finance Costs	1.74	0.65
Depreciation & Amortisation	2.80	2.09
Income Tax Expense	1.38	2.76
Net Profit After Tax	2.57	7.38
Basic EPS (cents)	2.62	7.54
Diluted EPS (cents)	2.62	7.54

- **61% growth in BOO MW over PCP***
- **53% growth in BOO revenue over PCP**
- **123% growth in BOO EBITDA over PCP**
- **19% growth in total MW under control from 359MW to 428MW over PCP**
- **Group NPAT down by \$4.8m over PCP due to refocus on growing BOO operations**

**(Note - Prior Corresponding Period = H1 2018)*

STRONG BALANCE SHEET GROWTH



	H1 2019	H2 2018	H2 2017
	\$m	\$m	\$m
Cash	0.81	1.99	19.29
Receivables	10.28	11.16	3.78
Inventories	11.89	2.69	0.65
Tax Assets	0.92	1.59	1.38
Property, Plant & Equipment	114.21	75.99	39.43
Other Assets	4.92	3.00	4.63
TOTAL ASSETS	143.03	96.42	69.16
Current Liabilities (ex debt)	12.37	9.69	5.76
Current Debt*	17.42	7.41	16.33
Current Tax	0.00	1.58	0.10
Non Current debt	63.89	30.73	8.17
Other	2.56	2.45	2.76
TOTAL LIABILITIES	96.24	51.86	33.12
NET ASSETS	46.80	44.56	36.05
NET TANGIBLE ASSETS	46.79	44.55	36.04

- **Focused growth in the BOO segment has also seen material Balance Sheet growth**
- **PP&E – Increased from \$75.9m in H2 2018 to \$114.2m in H1 2019**
- **Inventory – Increased from \$0.7m in H2 2018 to \$11.9m in H1 2019**

*At 30 June 2017, Zenith was in the process of converting a \$16m Trade Advance facility to a long term Equipment Finance facility, this was finalised after balance date.

CORPORATE SNAPSHOT



CAPITAL STRUCTURE*

ASX Code	ZEN
Shares on Issue	98,000,000
Market Capitalisation	\$70.07 million

BOARD AND MANAGEMENT

Doug Walker	Executive Chairman
Hamish Moffat	Managing Director
Darren Smith	Non-Executive Director
Stephanie Unwin	Non-Executive Director
Peter Torre	Joint Company Secretary
Rebecca Stringer-Krein	Chief Financial Officer / Company Secretary
Graham Cooper	Chief Operating Officer

SHARE PRICE SINCE ASX LISTING, MAY 2017



*Share price \$0.720 as at 22 February 2019

GROWING BOO PORTFOLIO

Tier 1 clients across Australia and South East Asia



2006 2008 2012 2014 2015 2016 2017 2018 2019

CONTRACT TERMS

AVERAGE PPA TERM* 7.67YRS

AVERAGE STATION AGE 1.12YRS

AVERAGE REMAINING TERM 6.60YRS



Kirkalocka
BOO 14.5MW



Tanami
BOO 62MW



Nova
BOO 19MW Diesel 6MW PV



Halls Creek
BOO 6MW



Mt Morgans
BOO 17MW



Dalgaranga
BOO 15MW



Kundana
BOO 14MW



Jundee
BOO / MOM 37MW



Nova
BOO 19MW Diesel



Phosphate Hill
MOM 40 MW



Ok Tedi
MOM 142 MW



Plutonic
BOO / MOM 32MW



Daisy Milano
BOO 12MW



Barrow Island
BOO / MOM 16MW



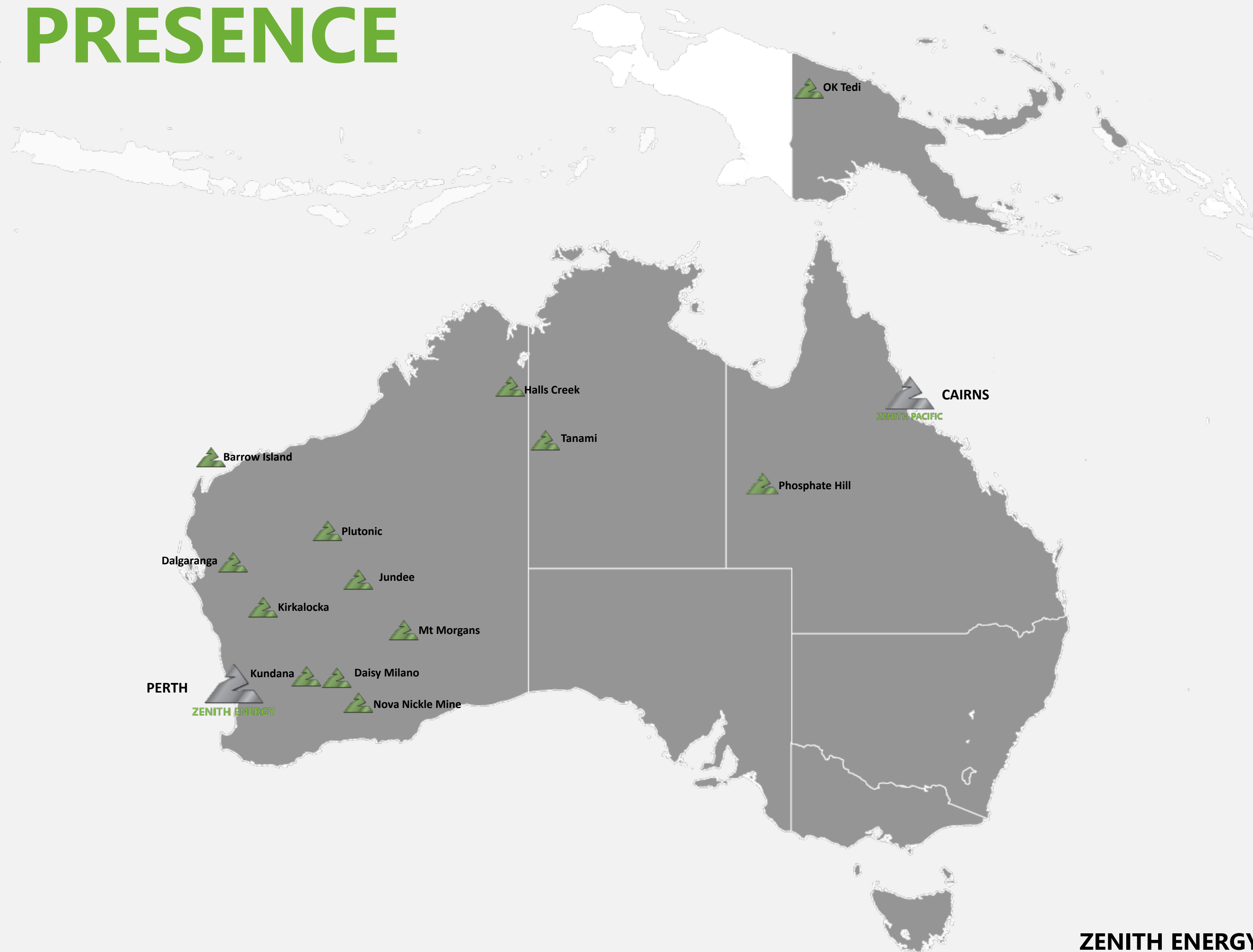
Barrow Island
BOO 20MW



Zenith Pacific founded

*Assumes re-sign of Silverlake PPA on 5 year terms

OUR PRESENCE



BUILDING AUSTRALIA'S LEADING INDEPENDENT POWER PRODUCER

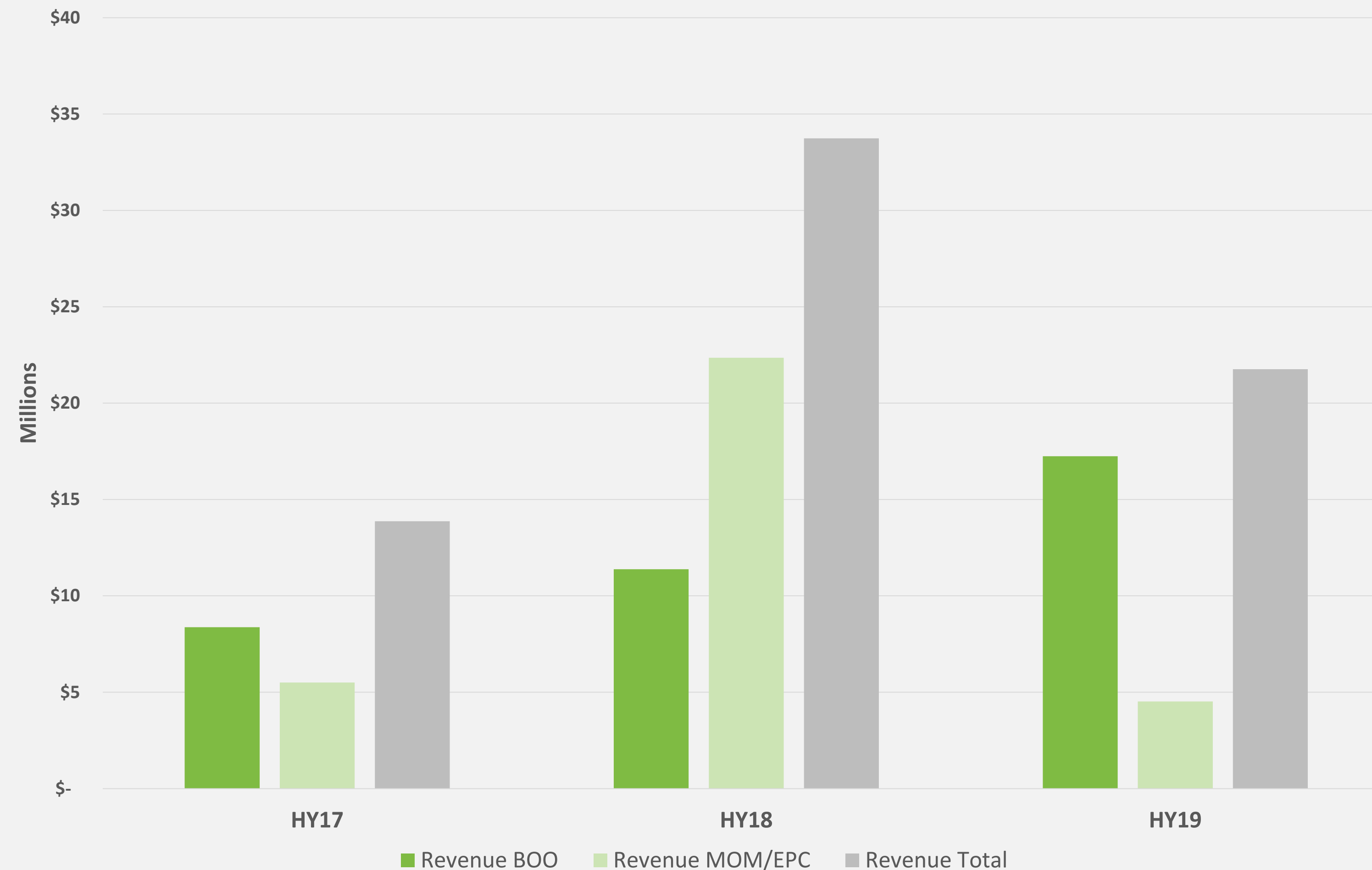
- Serving resources and energy sector clients operating in **remote locations**
- Specialising in **tailored, reliable, cost effective solutions** utilising gas, diesel, solar and hybrid generation
- Tier 1 clients with **13 contracts in place** and robust pipeline of opportunities
- **Perth and Cairns offices** delivering solutions across Australia and South East Asia
- Total generation capacity in excess of **428MW** under control and expanding rapidly

TRANSITION UNDERWAY

H1'19 earnings demonstrate successful transition to annuity-based revenue stream



Revenue Breakdown



**all percentages are over the previous corresponding period (H1'18 ending 31 December 2017)*

BOO Revenue



\$17.24m | +53%

Power Assets



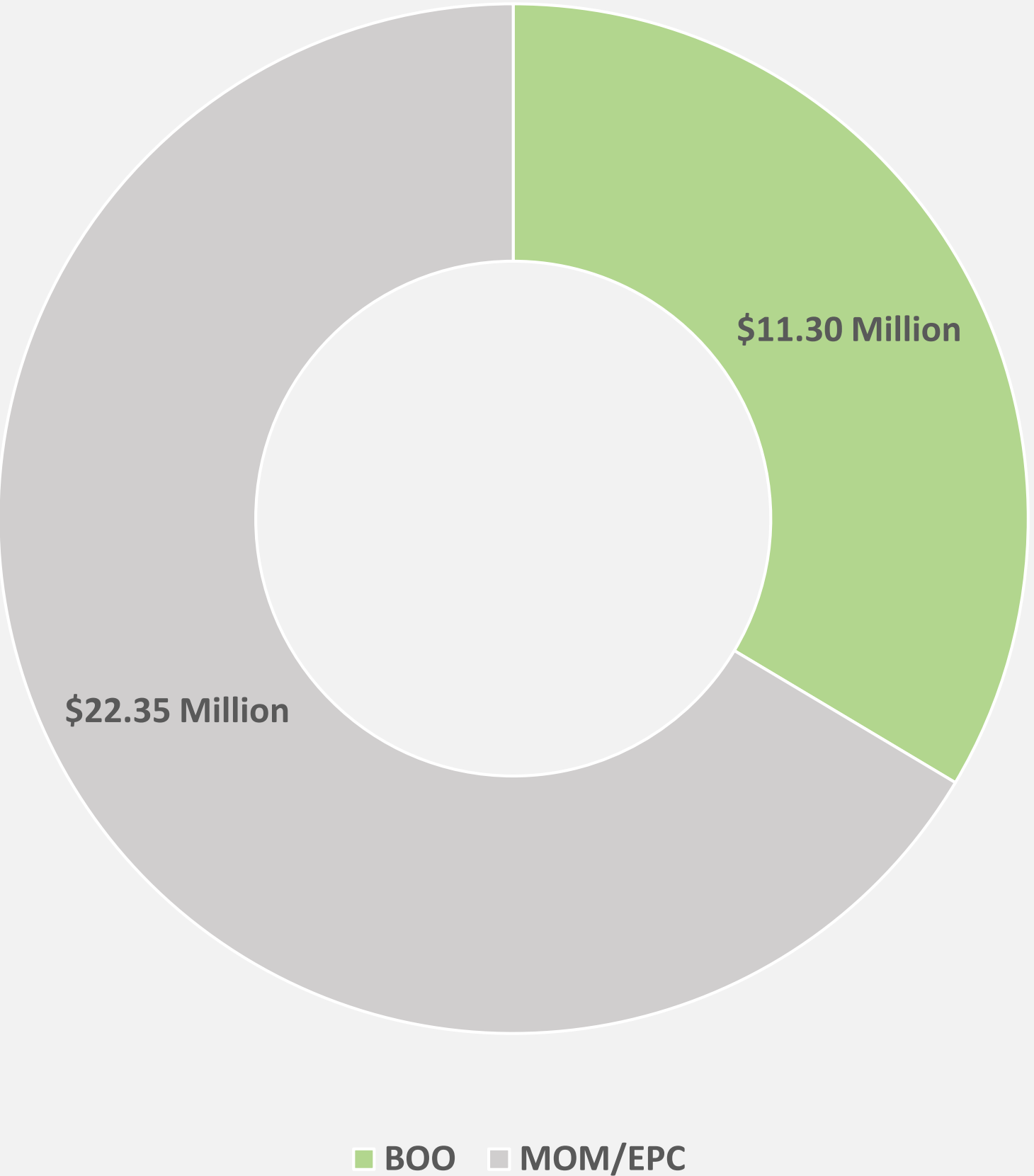
\$113.93m | +50%

SEGMENT REVENUE BREAKDOWN

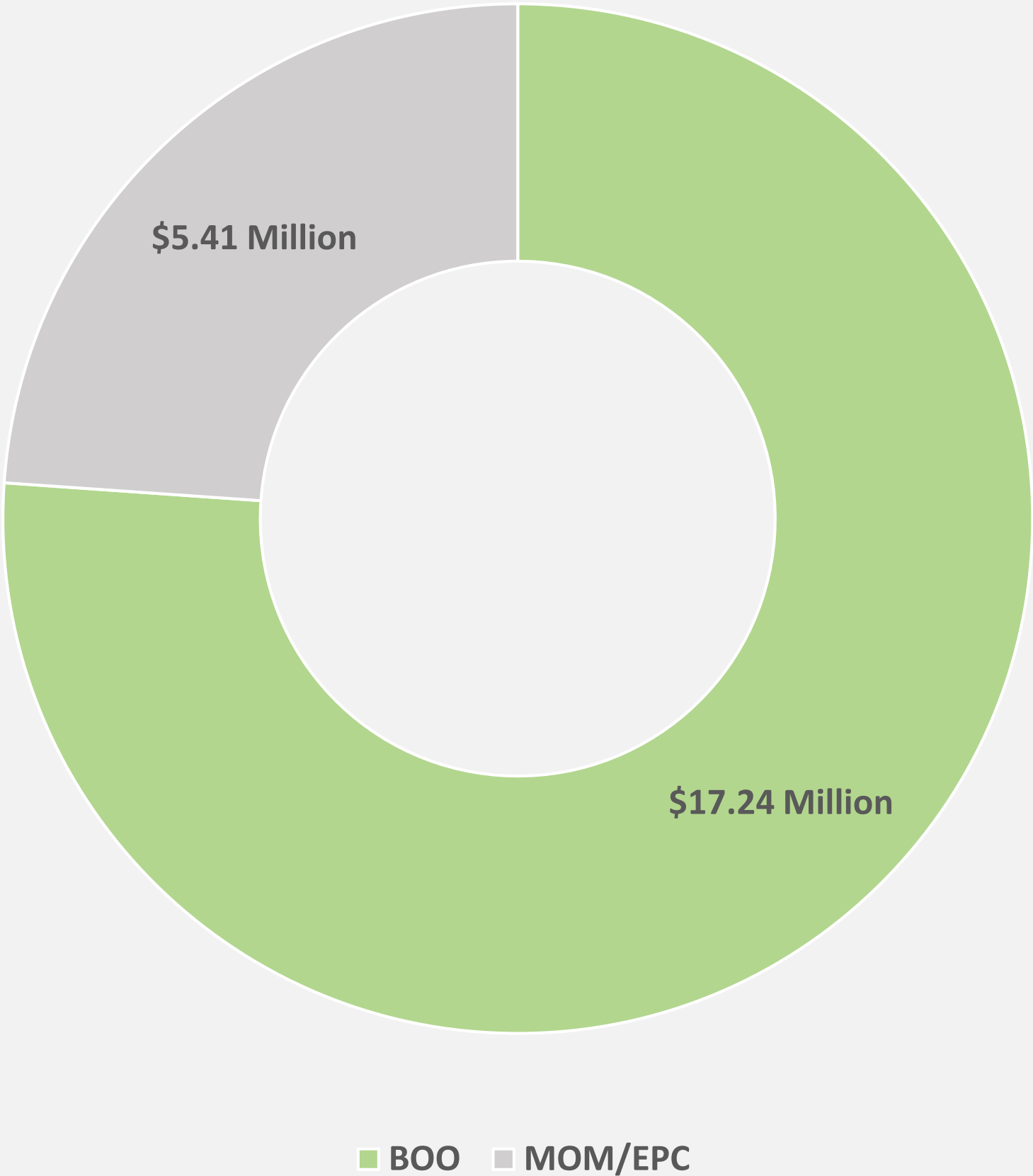


Significant growth in BOO-related revenue between HY18 and HY19

ZEN Segment Revenue | December 2017



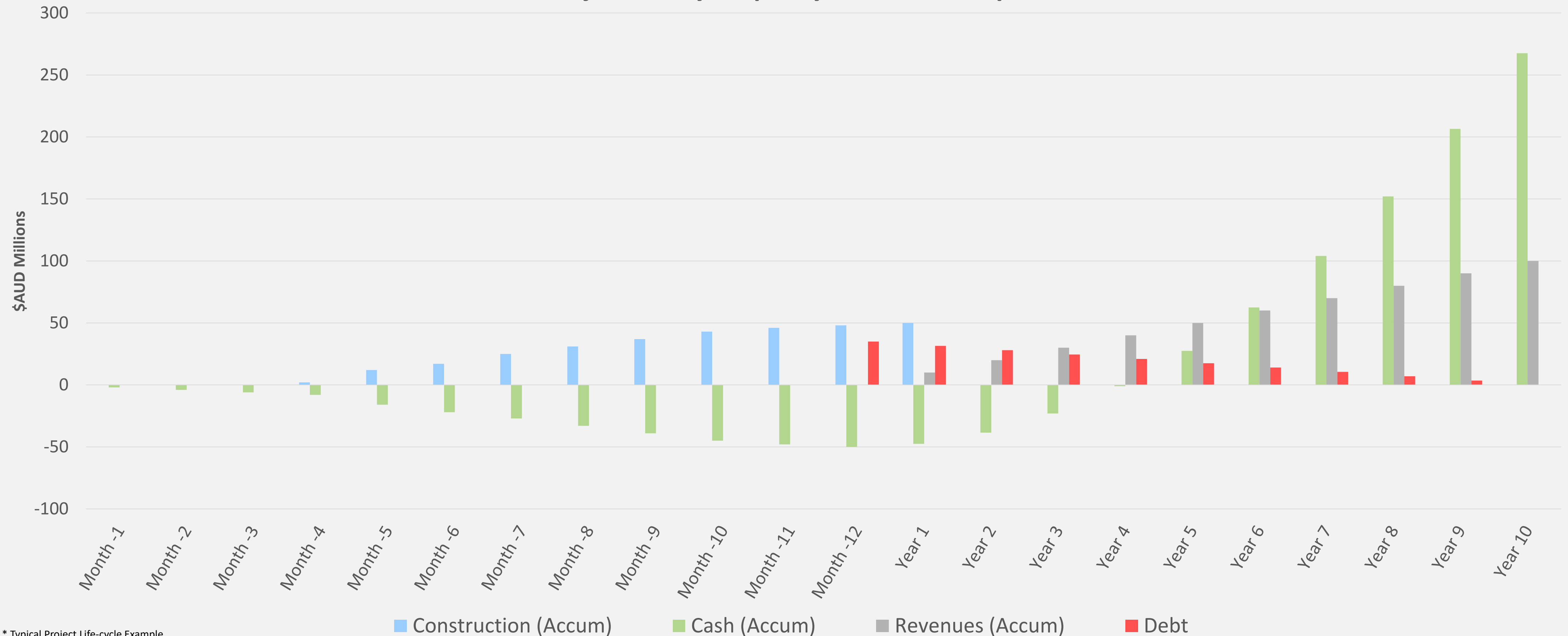
ZEN Segment Revenue | December 2018



PROJECT LIFE-CYCLE*

BOO projects take 6-12 months to construct, with cash outflows peaking at Practical Completion (PC). Revenues and EBITDA contribution commence at PC. Rapid debt paydown following construction results in significant long-term cash and revenue upside as the project matures.

Project Lifecycle | 10-year PPA Example



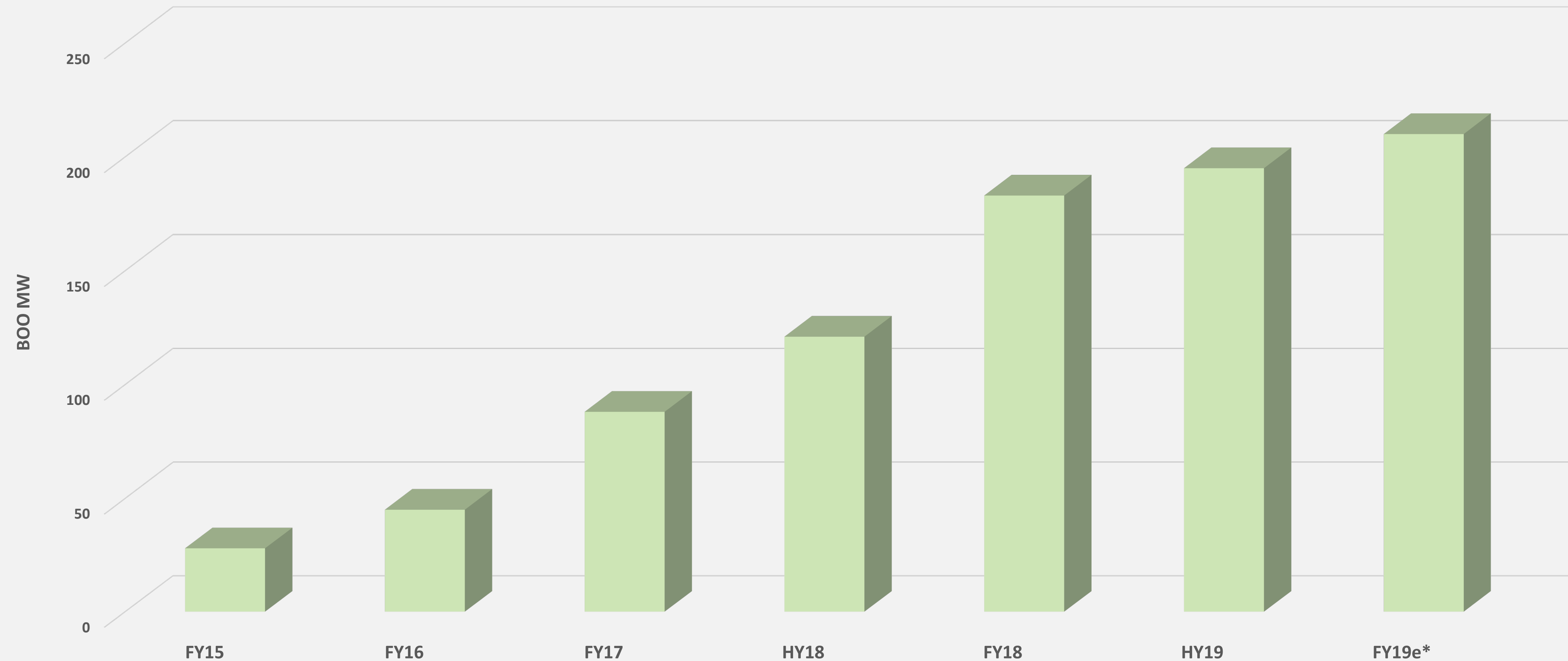
* Typical Project Life-cycle Example.

STRONG GROWTH IN BOO



Strategy to grow Build, Own, Operate contracted capacity is well progressed, BOO capacity increased over 60% between H1'18 and H1'19

ZEN BOO MW Growth



*FY19e includes Kirklocka (14.5MW)

OUTLOOK FY19



FY18 demonstrated Zenith's ability to successfully deliver multiple power stations in a single period. FY19 will deliver full year benefit of the Mt Morgans and Dalgaranga power stations, with the company focussing on its BOO revenue stream, expected to be ~\$35-38m^{1,2,3,4}.

REVENUE



\$50m-\$55m

EBITDA



\$19m-\$21m

1. Inclusive of MOM revenue component for two hybrid projects, where it is not feasible to isolate BOO v MOM margins
2. Tanami expected to commence production of power under the PPA in Q3 FY19
3. Barrow Island will transition from a hybrid to a full BOO PPA at the end of construction in December 2019
4. BOO Revenues forecast to grow ~\$10 - \$13m over FY18

DELIVERING ON ROBUST PIPELINE OF OPPORTUNITIES



Continued delivery of innovative, reliable and cost effective solutions:

Adaman Resources

*Zenith awarded PPA with Kirkalocka Gold to build, own and operate a 14.5MW power station, comprising 9.9MW gas-fired and circa 4.6MW of diesel back-up power generation, to service the power needs of the mine, located approximately 70km south of Mount Magnet in Western Australia.**

Supply is expected to commence in Q1 FY20, under an initial 10-year term.

Northern Star Resources Limited

Amendment to the PPA with Northern Star Resources, adding a further 6MW of installed capacity at the Jundee Project power station. Zenith will build, own, operate an expanded 24MW facility, incorporating natural gas fuelled generators.**

Supply is expected to commence in the third quarter of FY19 under an initial 10-year term.

Independence Group Limited

Amendment to the PPA with IGO to incorporate a solar PV facility at its Nova Operation. Zenith will build, own, and operate a hybrid diesel/solar PV power station of approximately 26MW in installed capacity. This facility will complement the existing Nova diesel power station also designed, owned and operated by Zenith.***

Supply is expected to commence from quarter one FY20 under an initial six-year term, with an option to extend for a further two years.

Chevron Australia

Power generation services contract executed to supply electricity and build, own, operate, maintain and upgrade equipment for Chevron Australia's nameplate rated 20MW power station at the WA Oil Operations on Barrow Island.****

Services are due to commence in quarter one 2019 under a ten-year term.

Incitec Pivot Limited

Awarded a one-year contract extension of its Manage, Operate Maintain contract with Incitec Pivot Limited at its Phosphate Hill power station facility in the Mount Isa region of Northern Queensland.*****

Zenith commenced work at Phosphate Hill in 2015 and during this time over 1000 consecutive days without lost time injury have been recorded at the site.

**Executed in February 2019*

***Executed in November 2018*

****Executed in October 2018*

*****Executed in August 2018*

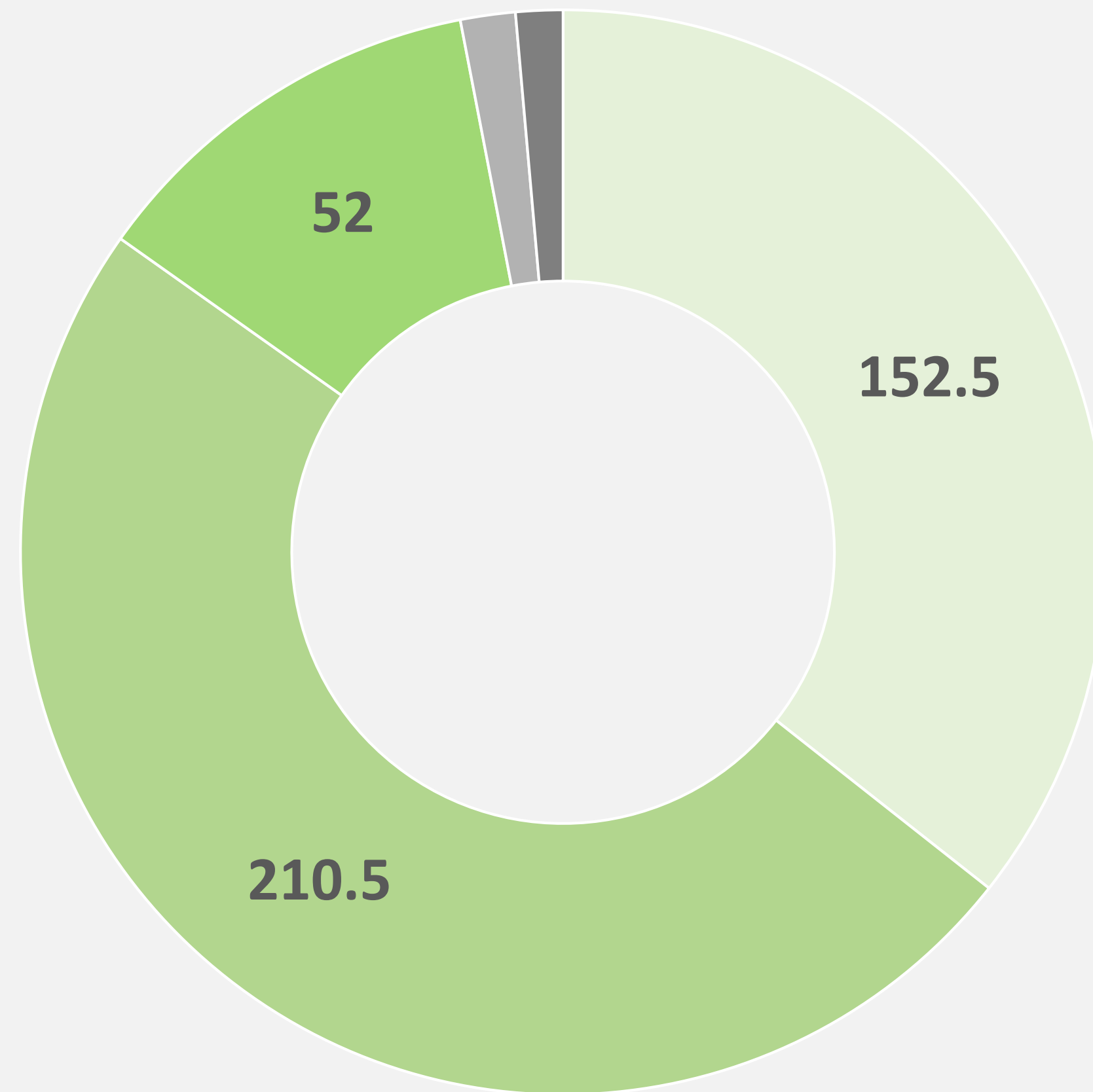
******Executed in July 2018*

MT MORGANS POWER STATION

ZENITH ENERGY | ASX: ZEN


14

FUEL TYPE BREAKDOWN




■ Diesel ■ Gas ■ Hyrdo ■ Steam ■ Solar

*Zenith has 26MW of dual fuel generating capacity, which are run using 99% gas
Figures in pie chart shown as Megawatts (MW)*



Solar | 6MW



Hydro | 52MW



Steam | 7MW

TANAMI PRACTICAL COMPLETION



- On 21 February 2019 Zenith announced that it had achieved completion on the diesel portion of 62MW power station at Newmont's Tanami Gold Mine
- 42km of 66kV transmission interconnect also energized, enabling transmission of power between the Dead Bullock Soak and Granites sites at Tanami
- Supply of diesel-fuelled electricity has commenced, with gas supply to follow, consistent with previously announced Q1 2019 deadline
- The new 62MW power station will materially increase FY20 earnings and deliver a 43% increase in Zenith Energy's total BOO capacity, which stands at circa 195MW as at HY19
- With the completion of this facility, Zenith has 428MW of total generation capacity under control.



WELL-POSITIONED FOR FURTHER GROWTH



DALGARANGA POWER STATION

**BUILDING A
STRONG TRACK
RECORD OF
DELIVERY**

**ROBUST
PIPELINE OF
OPPORTUNITIES**

**EXPERIENCED
AND CAPABLE
MANAGEMENT
TEAM**

**STRONG
BALANCE
SHEET**



ZENITH ENERGY

ZENITH PACIFIC PTY LTD

ACN: 091 534 637

PERTH

24 Brennan Way, Belmont
Western Australia 6104

Phone: +61 8 9416 2000

CAIRNS

80 Fearnley Street, Cairns
Queensland, Australia 4870

Phone: +61 7 4051 9533