



**High  
Grade  
Metals**

# **Annual Report**

**For the 6 months ended  
31 December 2018**



**High  
Grade  
Metals**

## **CORPORATE INFORMATION**

### **Board of Directors**

Mr Anthony Hall –Executive Chairman  
Mr Adrien Wing – Non-Executive Director  
Mr Steven Formica – Non-Executive Director

### **Company Secretary**

Mr Adrien M Wing

### **Registered Office**

Level 17  
500 Collins Street  
MELBOURNE VIC 3000  
Phone: +61 3 9614 0600  
Fax: + 61 3 9614 0550

### **Company website**

[www.highgrademetals.com.au](http://www.highgrademetals.com.au)

### **Australian Securities Exchange Listing**

Code: HGM (previously: QNL)

### **Auditors**

BDO Audit (SA) Pty Ltd  
Level 7  
420 King William Street  
ADELAIDE SA 5000

### **Share Registry**

Advanced Share Registry Ltd  
110 Stirling Highway  
NEDLANDS WA 6009  
Phone: +61 8 9389 8033

### **Australian Solicitors**

Baker McKenzie  
Tower One – International Towers Sydney  
Level 46, 100 Barangaroo Avenue  
SYDNEY NSW 2000

### **Austrian Solicitors**

Baker McKenzie  
Diwok Hermann Petsche Rechtsanwälte  
LLP & Co KG  
Schottenring 25  
1010 WIEN  
AUSTRIA





**High  
Grade  
Metals**

## **CONTENTS**

DIRECTORS' REPORT	4
AUDITOR'S INDEPENDENCE DECLARATION	26
CONSOLIDATED STATEMENT OF PROFIT OR LOSS AND OTHER COMPREHENSIVE INCOME	27
CONSOLIDATED STATEMENT OF FINANCIAL POSITION	28
CONSOLIDATED STATEMENT OF CHANGES IN EQUITY	29
CONSOLIDATED STATEMENT OF CASH FLOWS	30
NOTES TO THE FINANCIAL STATEMENTS	31
DIRECTORS' DECLARATION	62
INDEPENDENT AUDITOR'S REPORT	63
ASX INFORMATION	66
SCHEDULE OF EXPLORATION LICENCES	69





## DIRECTORS' REPORT

Your Directors submit their report for High Grade Metals Limited (“the Company” “HGM”) (previously Quest Minerals Limited) and its controlled entities (“the Group”) for the six month period ended 31 December 2018 (prior year comparatives for the twelve months ending 30 June 2018).

### DIRECTORS

The names of the Company’s directors in office during the financial period and until the date of this report are as follows. Directors were in office for the entire period unless otherwise stated.

Director	Position	Appointed	Last elected or re-elected	Resigned
Mr A Hall	Executive Chairman <sup>(iv)</sup>	11 February 2019	-	-
Mr A Wing	Non-Executive Director <sup>(i)</sup>	8 October 2018	30 November 2018	-
Mr S Formica	Non-Executive Director <sup>(ii)</sup>	3 January 2017	24 November 2017	-
Mr S Francis	Non-Executive Chairman	8 October 2018	30 November 2018	11 February 2019
Mr T Marshall	Managing Director	26 February 2018	19 January 2018	11 February 2019
Mr H Locke	Non-Executive Director	26 February 2018	19 January 2018	11 February 2019
Mr D Palumbo	Non-Executive Director <sup>(iii)</sup>	18 January 2017	24 November 2017	8 October 2018

(i) Appointed Company Secretary on 8 October 2018.

(ii) Retired as Chairman on 8 October 2018.

(iii) Appointed Company Secretary on 18 December 2016 and resigned on 1 December 2018.

(iv) Appointed Executive Chairman on 11 February 2019.

### Company directors' details

The detail of the Company’s directors in office during the financial period and until the date of this report are as follows:

Mr Anthony Hall	Executive Chairman
<b>Experience</b>	Mr Hall was previously based in Europe as the CEO and Managing Director of an ASX listed Spanish potash developer. During his tenure the Company’s market capitalisation grew from A\$10m to over A\$800m fully diluted; over A\$140m was raised to progress the Company’s projects; and the projects were transitioned from exploration to completion of Definitive Feasibility Studies. Mr Hall is a qualified lawyer with over 20 years of commercial experience in venture capital, risk management, strategy and business development. He holds a Bachelor of Laws (Hons), Bachelor of Business, a Graduate Diploma of Applied Finance and Investment and is an Associate of the Governance Institute of Australia





## DIRECTORS' REPORT

<b>Interest in shares &amp; options</b>	<p>Indirect:</p> <p>JAWAF ENTERPRISESS PTY LTD &lt;HALL FAMILY A/C&gt;</p> <p>12,833,333 fully paid ordinary shares</p> <p>1,666,666 unlisted options exercisable at 3 cents on or before 30 September 2020</p> <p>9,133,333 Class A performance shares</p> <p>13,300,333 Class B performance shares</p>
<b>Listed entity directorships</b>	<p>Mr Hall is currently an Executive Director of ASX listed companies: American Pacific Borate &amp; Lithium Limited (ASX:ABR)</p> <p>Former directorships in other listed entities in the past 3 years: Highfield Resources Ltd (ASX: HFR) (retired 31 August 2016)</p>

<b>Mr Adrien Wing</b>	<b>Non-Executive Director and Company Secretary</b>
Qualifications	BCom, CPA
Experience	Mr Wing is a certified practicing accountant. He has worked in audit and corporate advisory of a chartered accounting firm before moving to assist a number of public companies listed on the ASX as a corporate and accounting consultant and company secretary.
Interest in shares & options	<p>12,288,889 ordinary shares</p> <p>3,000,000 unlisted options exercisable at 3 cents on or before 30 September 2020</p> <p>6,900,000 Class A Performance Shares</p> <p>6,900,000 Class B Performance Shares</p>
Listed entity directorships	<p>Mr Wing is currently a non-executive Director of ASX listed Red Sky Energy Limited (ASX:ROG)</p> <p>Former directorships in other listed entities in the past 3 years: nil</p>

<b>Mr Steven Formica</b>	<b>Non-Executive Director</b>
Experience	Mr Formica brings to the Group practical management and business development experience. He has been a successful businessman and operations manager for over 30 years in a number of privately held business ventures including manufacturing, construction, landscape contracting, property development and integrated wholesale and retail industries.





## DIRECTORS' REPORT

	More recently he has been a successful investor and non-executive director in mineral resource companies.
Interest in shares & options	11,900,000 ordinary shares
Listed entity directorships	Mr Formica is currently a non-executive Director of ASX listed companies: Bowen Coking Coal Ltd (ASX: BCB) (previously Cabral Resources Limited, ASX: CBS), Lindian Resources Limited (ASX: LIN) and Veriluma Ltd (ASX: VRI).  Former directorships in other listed entities in the past 3 years: Orminex Limited (ASX: ONX)

<b>Mr Simon Francis</b>	<b>Non-Executive Chairman</b>
Qualifications	BSc Mathematics, UK qualified Chartered Accountant (ICAEW)
Experience	Mr Francis is a UK qualified chartered accountant with significant experience in the natural resource and mineral sector. He has led research in the sector in various roles for major financial institutions including Macquarie, Samsung and HSBC, in a career spanning more than 20 years. He has been involved in approximately US\$4bn of capital raising, for a number of natural resource companies, and has a deep knowledge of the requirements of institutional and sophisticated investors seeking to deploy capital in the sector.  More recently, Mr Francis has been engaged in the financing of early stage gold mining companies to fund them to production using production agreements. He has privately funded early stage exploration companies in various metals and jurisdictions and has acted as a consultant to the banking industry on capital raisings in Hong Kong.
Interest in shares & options	85,000 ordinary shares
Listed entity directorships	Former directorships in other listed entities in the past 3 years: Nil

<b>Mr Torey Marshall</b>	<b>Managing Director and Chief Executive Officer</b>
Qualifications	Bsc (hons), Msc (Geology) MAusIMMCP
Experience	Mr Marshall is a Chartered Professional (Geology) of AusIMM, and holds a BSc (Hons) and MSc from the University of South Australia. He has been a member of the international resources community for over 17 years having worked in mining, geothermal, petroleum and associated infrastructure projects across South America, Africa, North America and Europe.  Mr Marshall has worked for numerous large and small businesses as both advisor and member of the management team (such as EVP





## DIRECTORS' REPORT

	<p>Business Development for Eagle Graphite Corporation), including being a Managing Director and CEO of several companies in the public (Rampart Energy Ltd formerly Earth Heat Resources Ltd) as well as private corporate environments (Red Gum Resources Ltd prior to listing on the ASX, and WAMA Gold).</p> <p>He has been responsible for development of strategic direction, identification and acquisition of new projects, execution of exploration and development programs (and building the teams thereof). Mr Marshall has extensive experience in the capital markets (arranging over \$500m in equity and project funding) across a range of projects globally.</p>
Interest in shares & options	<p>8,500,000 ordinary shares</p> <p>20,000,000 options exercisable at \$0.03 on or before 30 September 2020</p> <p>6,650,000 Class A Performance Shares</p> <p>6,650,000 Class B Performance Shares</p>
Listed entity directorships	<p>Former directorships in other listed entities in the past 3 years: Managing Director of Rampart Energy Limited (ASX: RTD) and Non-Executive Director of Red Gum Resources Limited (ASX: RGX).</p>

<b>Mr Hayden Locke</b>	<b>Non-Executive Director</b>
Qualifications	BCom, Grad Dip. Min Exp Geo Sc
Experience	<p>Mr Locke is a former investment banker (JP Morgan, London) and private equity investment manager (Barclays) with transactional experience across multiple industries from both the buy and sell-side. He has nearly 10 years' experience in corporate, development, M&amp;A and financing. His most recent experience is leading the in-house corporate development, strategy and sales and marketing function for a small- medium listed specialty fertilizer company based in London and Spain.</p> <p>Prior to that, Mr Locke was Corporate Executive for ASX-listed Papillon Resources Ltd which was sold to B2Gold Corp in 2014. Mr Locke studied engineering, commerce and geology.</p>
Interest in shares & options	<p>1,000,000 ordinary shares</p> <p>2,000,000 options exercisable at \$0.03 on or before 30 September 2020</p> <p>1,000,000 Class A Performance Shares</p> <p>1,000,000 Class B Performance Shares</p>
Listed entity directorships	Former directorships in other listed entities in the past 3 years: nil





**High  
Grade  
Metals**

## **DIRECTORS' REPORT**

### **PRINCIPAL ACTIVITIES**

The principal activity of the Group during the financial period was mineral exploration including the exploration and evaluation of opportunities located domestically and internationally.

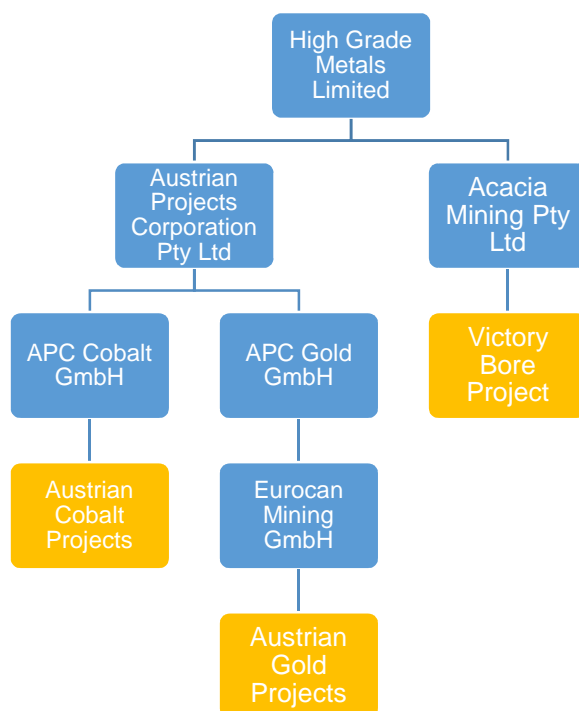
### **OPERATING RESULTS**

The Consolidated Entity's operating loss after tax for the six month period ended 31 December 2018 was \$363,307 (year ended 30 June 2018 loss: \$4,159,298).

### **FINANCIAL POSITION**

At the end of the financial period, the Consolidated Entity had a cash balance of \$1,802,663 (30 June 2018: \$3,569,479) and a net asset position of \$5,771,661 (30 June 2018: \$6,103,646).

### **GROUP STRUCTURE**



The Group (through its wholly-owned subsidiary APC, and APC's wholly-owned Austrian subsidiaries) is the sole holder of a 100% legal and beneficial interest in the Projects.

### **REVIEW OF OPERATIONS**

#### **Corporate**

On 8 October 2018, Mr Simon Francis was appointed as Non-executive Chairman and Mr Adrien Wing was appointed as Non-Executive Director and Company Secretary.







**High  
Grade  
Metals**

## DIRECTORS' REPORT

Mr David Palumbo resigned as a Non-executive Director on 8 October 2018 and as Company Secretary on 1 December 2018.

During the period the Company relocated its registered address and head office to:

Level 17  
500 Collins Street  
MELBOURNE VIC 3000

On 11 February 2019, Mr Anthony Hall was appointed Executive Chairman following the resignation of Mr Torey Marshall as Managing Director. At this time, Mr Hayden Locke and Mr Simon Francis also resigned from the Board to reduce director numbers to three.

### ASX Listing Rule 4.10.19

The Group confirms that it has used the cash and assets in a form readily convertible into cash that it had at the time of admission in a way consistent with its business objectives.

### Operations



**Figure 1: Location map of all projects that the Company has within Austria**

### **Austrian Gold Projects**

The Company has a 100% interest in five Austrian gold projects covering a total of 200km<sup>2</sup>.

#### **1. Schellgaden North Gold Project**

The flagship project lies within an exploration area of 68 overlapping Freischürfe covering an area of 34km<sup>2</sup>. Located in the historic Schellgaden Mining District (refer Figure 2 below), named after the village of Schellgaden, the focus of the district gold production until the early years of the 20th Century. Gold mining at Schellgaden dates back to pre-Roman times. Known gold mines, such as Stüblbau, date back to the 12th-13th Century and the smaller Schulterbau Mine is likely to be considerably older. Chroniclers described the presence of some 150 gold mines during the heyday of mining in the 16th Century. Accordingly, Schellgaden has been considered one of the richest





## **DIRECTORS' REPORT**

and most active gold mining districts in Austria. Although frequently interrupted, mining activity continued until the first half of the 20th Century.

### **2. Schellgaden South Gold Project**

The project lies within an exploration area of 151 overlapping Freischürfe covering an area of 68km<sup>2</sup>. The project covers the southern extension of the Schellgaden North Gold Project.

### **3. Goldeck-Sifflitz Gold Project**

The project lies within an exploration area of 57 overlapping Freischürfe covering an area of 27.6km<sup>2</sup>.

The project covers the historic mine workings of Guginock. The area has been known from the Middle Ages for its deposits of gold and antimony. The large number of mine dumps and traces of collapsed mine entrances that occur across the exploration area, provide testimony to its long history of mining. To the north of the project area lies the ancient Sifflitz Gold Mining District, which was exploited during the 16<sup>th</sup> and 17<sup>th</sup> centuries from over 106 independent mine sites.

### **4. Kreuzeck East Gold Project**

The project lies within an exploration area of 42 overlapping Freischürfe covering an area of 20.5km<sup>2</sup>. The project covers two famous old mining districts; the high grade gold mines north of Lengholz and the stibnite deposits of Lessnig-Radlberg that sit within the Goldeck-Kreuzeck Mining District. Compared to the other projects, little is known about these mines and others within the project area as they have been abandoned for some time and are inaccessible.

### **5. Kreuzeck West Gold Project**

The project lies within an exploration area of 44 overlapping Freischürfe covering an area of 23.9km<sup>2</sup>. The projects also sits within the Goldeck-Kreuzek Mining District and includes four significant historical mines; Rabant, Gurskerkammer, Fundkofel, and Knappenstube-Strieden.





## DIRECTORS' REPORT



Figure 2: Location map showing the Company's Austrian Gold Projects

### Exploration

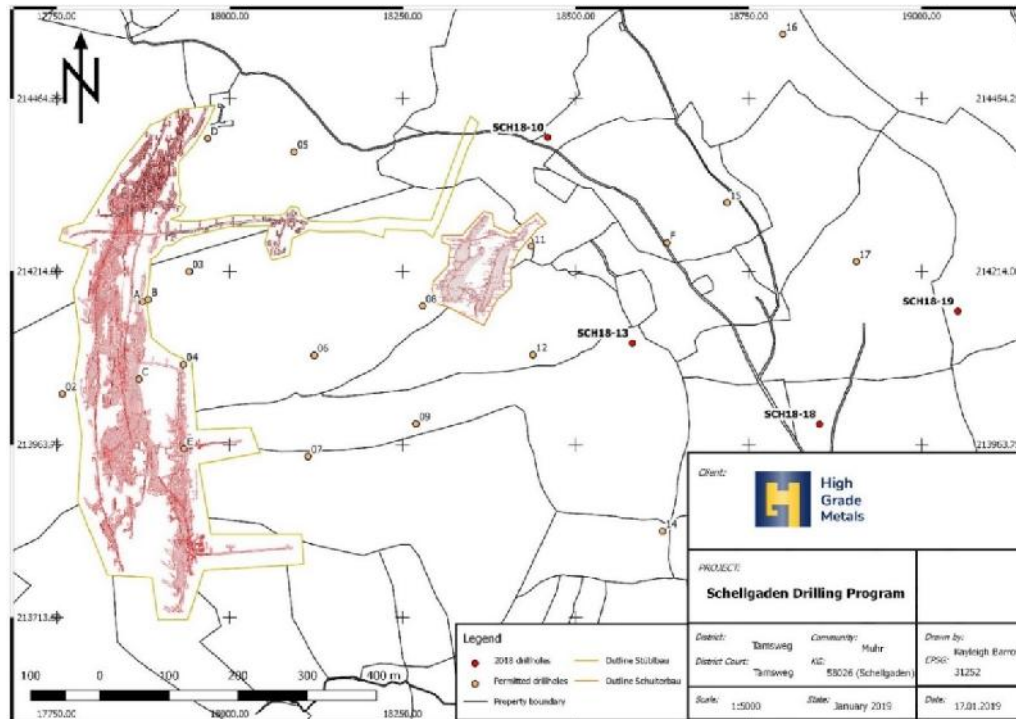
#### **Schellgaden North Gold Project**

During the period a modest exploration program of four drill holes was completed on the project (see Figure 3). On 22 February 2019 the Company advised that only one of four drill holes had reached the target depth of 300m. The three other drill holes did not reach target depth due a combination of technical difficulties and weather. No significant assay results were returned for any of the four drill holes suggesting the main mineralised sequences may occur deeper than 300m in this area.





## DIRECTORS' REPORT



**Figure 3 – Map showing the permitted Schellgaden holes versus those completed in Phase 1 2018**

Further drilling is planned for the Schellgaden North Gold Project in the current Calendar Year.

### Austrian Copper, Cobalt and Nickel Projects

The Company has a 100% interest in four Austrian projects covering a total of 85km<sup>2</sup>.

#### 1. Leogang Cobalt, Copper, Nickel Project

The project lies within an exploration area of 63 overlapping Freischürfe covering an area of 27km<sup>2</sup>. The project covers one of the oldest and most famous mining localities in Austria, the Schwarzelo Valley, where mining was first documented in 1425. Nickel and cobalt were mined in the region from the mid-16th century when Leogang was famed for the diversity of its mineralogy and rich ore. At various times in its past, cobalt, nickel, copper and silver have been mined at Leogang. Mines include the Nöckelberg and Leogang mines.

#### 2. Gratspitz Cobalt, Copper, Nickel Project

The flagship project lies within an exploration area of 132 overlapping Freischürfe covering an area of 53km<sup>2</sup>. The project lies within the Schwaz-Brixlegg Mining District, a renowned mining region, famous as the type locality of the mercurian fahlore variety 'schwazite'. The region was a significant producer of copper and cobalt. Exploitation of copper deposits dates back to the Late Bronze Age (9<sup>th</sup> Century BC – Breitenlechner et al., 2013). The first recording of a copper and silver refinery at Brixlegg dates back to 1463. Between 1420 and 1827, it has been estimated that some 190,000 tonnes of copper and 2,600 tonnes of silver were mined in this area. Cobalt







## DIRECTORS' REPORT

occurrences are located at “Silberberg” (2 km south-southeast of Brixlegg), “Geyer”, which lies close to Zimmermoos, 2 km - 6 km southeast of Brixlegg, and on the flanks of Gratspitz Mountain.

### 3. Seekar Cobalt, Copper and Nickel Project

The project lies within an exploration area of 9 overlapping Freischürfe covering an area of approximately 4km<sup>2</sup>. The project covers historic mine sites first established during the 16<sup>th</sup> century and mined intermittently through to 1923. Mineralisation is associated with hydrothermal vein sulphides and is typically polymetallic, copper, silver, nickel and cobalt. Vein thicknesses of up to 2m have been historically mined.

### 4. Zinkwand Cobalt, Copper and Nickel Project

The project lies within an exploration area of 2 overlapping Freischürfe covering an area of approximately 1km<sup>2</sup>. The project covers the site of historic sulphide mining including both cobalt and nickel. Several historical mining adits are still accessible within the project area.



Figure 4 – Location map showing the Company's Cobalt, Copper and Nickel Projects in Austria

## Exploration

### Leogang Cobalt, Copper, Nickel Project

During the period a four drill hole exploration program was executed at Leogang (see Figure 5). The plan involved a basic grid style program with priority given based on a variety of factors including logistics, geology and time issues, in addition to the performance/capability of the drilling contractor.

The program focussed on attempting to intersect the historically mined/mineralised sequence from nearby existing roads and areas where access was straightforward.



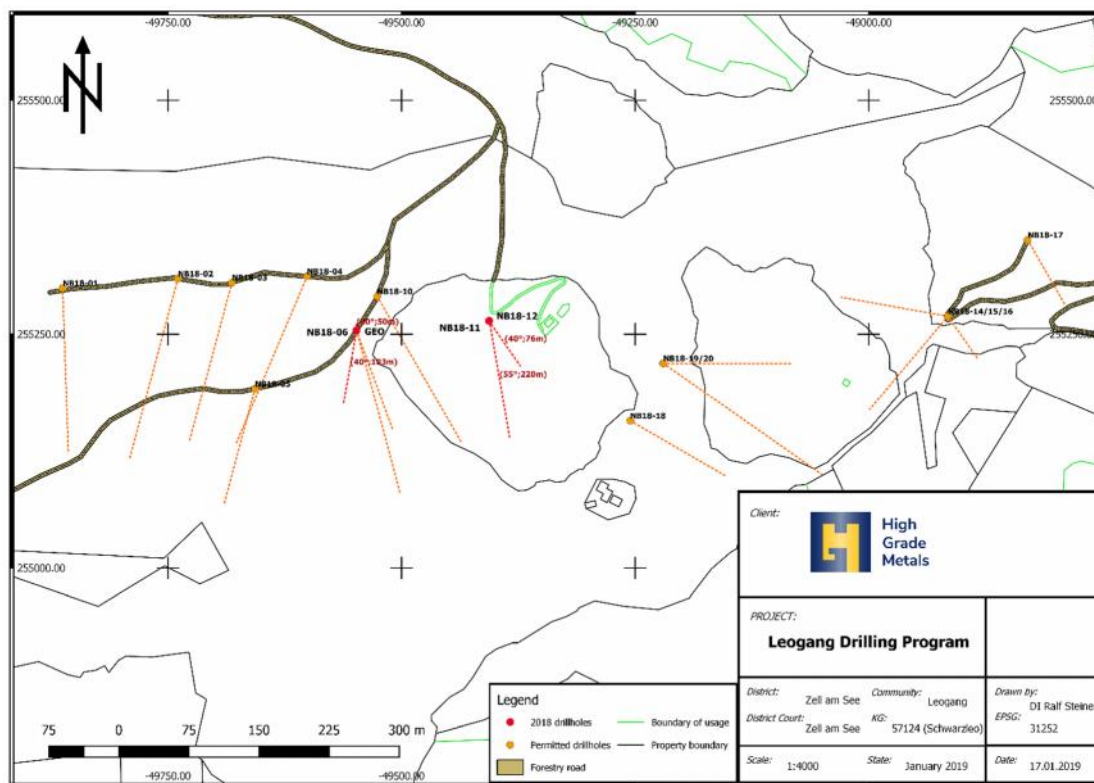


## DIRECTORS' REPORT

Initial difficulties in drilling low angle holes were encountered with unstable formations proving to be extremely challenging. Adjustments made during the program have clearly indicated the methods and angles of drilling that will need to be adopted for further exploration program(s). Specifically, either significant improvements in hole stability options, or vertical drilling will need to be agreed with the relevant authorities prior to the remobilisation of drilling equipment to site.

Whilst the structural complexity of the area was greater than could have been anticipated pre drill, the presence of what appear to be large geological structures is extremely positive as these are hypothesised to be potentially both the conduits, and areas of deposition for mineralisation found historically throughout the Leogang Project area. This critical element of the exploration model cannot be understated and enhances the prospectivity of the area significantly.

No significant assay results were returned for any of the four drill holes.



**Figure 5 – Map showing the permitted Schellgaden holes versus those completed in Phase 1 2018**

### Victory Bore Project E57/1036

On 21 August 2018, the Group announced that it has agreed to sell its non-core Victory Bore vanadium project to ASX listed Surefire Resource NL (“SRN”) for:

- ⌋ \$500,000 in cash;
- ⌋ 62,500,000 SRN shares (escrowed for six months);
- ⌋ \$650,000 in cash consideration within 60 days of SRN announcing a PFS for the project with an IR of over 20%; and
- ⌋ \$650,000 in cash or share consideration within 60 days of SRN announcing a decision to mine.





## **DIRECTORS' REPORT**

This sale is subject to a variety of approvals including ASIC, ASX and shareholder approvals.

In January 2019, a 60 day extension was agreed with Surefire Resources NL to allow for the balance of regulatory approvals to be received. On 6 March 2019, Surefire Resource NL received shareholders' approval to complete the transaction. On 18 March 2019, a further extension to satisfy the remaining conditions was agreed. The extension runs to 18 April 2019.

It remains uncertain as to the completion timetable for this sale, but the Company is in constant contact with Surefire on its progress.

### **Competent Persons Statement**

Information in this Annual Report that relates to the Exploration Results is based on, and fairly represents, information and supporting documentation compiled under the supervision of Mr Torey Marshall. Mr Marshall is a Competent Person who is a member of the Australian Institute of Mining and Metallurgy. Mr Marshall has sufficient experience which is relevant to the style of mineralisation and type of deposit under consideration, and to the activity which he is undertaking to qualify as a competent person as defined in the 2012 edition of the JORC Code. Mr Marshall consents to the inclusion in this report of the matters based on the information compiled by him, in the form and context in which it appears.

### **REMUNERATION REPORT (AUDITED)**

This report details the nature and amount of remuneration for Directors and Key Management Personnel of High Grade Metals Limited.

The key management personnel of High Grade Metals Limited for the financial period consisted of the following directors:

- Simon Francis was appointed as non-executive chairman on 8 October 2018 (resigned 11 February 2019).
- Torey Marshall was appointed managing director and chief executive officer on 26 February 2018 (resigned 11 February 2019);
- Adrien Wing was appointed as non-executive director and company secretary on 8 October 2018;
- Hayden Locke was appointed non-executive director on 26 February 2018 (resigned 11 February 2019) ;
- Steven Formica was appointed non-executive director on 3 January 2017 (non-executive chairman from 18 January 2017 to 8 October 2018); and
- David Palumbo was appointed non-executive director on 18 January 2017, resigning on 8 October 2018 and appointed as company secretary on 18 December 2016, resigning on 1 December 2018.

### **Shareholders AGM votes on Remuneration Report**

The Company received 99% of 'yes' proxy votes and the Remuneration Report for the financial period ending 30 June 2018 was adopted unanimously on a show of hands. The Company received no specific feedback on its Remuneration Report at the Annual General Meeting.

### **Remuneration policy**

The remuneration policy of High Grade Metals Limited has been designed to align Director Objectives with Shareholder and business objectives by providing a fixed remuneration component and offering specific long-term incentives. The Board of High Grade Metals Limited believes the remuneration





## **DIRECTORS' REPORT**

policy to be appropriate and effective in its ability to attract and retain the best Executives and Directors to run and manage the Group as well as create goal congruence between Directors and Shareholders.

The Board's policy for determining the nature and amount of remuneration for Board members is as follows:

The remuneration policy, setting the terms and conditions for an Executive Director was developed by the Board. The Board reviews Executive packages annually by reference to the Group's performance, Executive performances and comparable information from industry sectors and other listed companies in similar industries.

The Board policy is to remunerate Non-Executive Directors at market rates for comparable companies for time, commitment and responsibilities. The Board determines payments to the Non-Executive Directors and reviews their remuneration annually, based on market practice, duties and accountability. Independent external advice is sought when required. The maximum aggregate amount of fees that can be paid to Non-Executive Directors is subject to approval by Shareholders at the Annual General Meeting. Fees for Non-Executive Directors are not linked to the performance of the Group.

The full Board reviews recommendations on Remuneration packages and other terms of employment for Executive Directors and other senior Executives. Remuneration packages are set at levels that reflect the nature of the Group's operations and resources. Remuneration for work outside that ordinarily performed by Non-Executive Directors from time to time is determined by the Board.

Managing Director, Torey Marshall's principal terms are set out in a signed Executive Service Agreement, dated 18 January 2018.

Mr Marshall's remuneration including superannuation is \$301,125 per annum from 1 December 2018 (previously \$219,000 per annum from date of appointment, 26 February 2018 to 30 November 2018).

### **Non-executive Director and executive remuneration**

The remuneration of non-executive directors may not exceed in aggregate in any financial period the amount fixed by the Company and approved by shareholders, currently being \$300,000 per annum. Currently, non-executive directors are remunerated by way of director fees (including any applicable superannuation), as set out below:

- ) Simon Francis \$120,000 per annum from date of appointment, 8 October 2018;
- ) Adrien Wing \$60,000 per annum from 1 February 2019 (previously \$36,000 per annum from date of appointment 26 October 2018 to 31 January 2019);
- ) Hayden Locke \$36,000 per annum from date of appointment, 26 February 2018;
- ) Steven Formica \$60,000 per annum from 1 February 2019 (previously \$36,000 per annum from 8 October 2018 to 31 January 2019; previously \$84,000 per annum from 28 February 2018 to 7 October 2018; and
- ) David Palumbo \$24,000 per annum until his resignation on 8 October 2018.

In addition, Mr Wing and Mr Locke receive additional remuneration for additional professional services provided during the period. Mr Wing received \$5,000 related to Company Secretarial fees and Mr Locke received \$12,000 extra for public relations and marketing done on behalf of the Company. In the prior period, Mr Formica had also been paid a one off payment of \$60,000 in fees for past services provided outside the scope of the ordinary duties of a non-executive Chairman, including for services performed in connection with the re-instatement of the Company to trading on the ASX on 17 February 2017, and additional services performed with respect to identifying new opportunities for the Group in Austria. Mr Formica had previously agreed to waive any director fees.







## DIRECTORS' REPORT

The principal terms of all the non-executive directors are set out in a signed Non-Executive Letter of appointment.

### Reward for Performance

Torey Marshall, under his Executive Service Agreement, dated 18 January 2018, had the opportunity to earn performance-based bonuses, based on key performance indicators set by the Company from time to time and any other matter that the Company deems appropriate. The Board determined that during the period no reward for the performance component was to be paid under any remuneration package.

### Remuneration of Directors and Key Management Personnel

	Short-term employee benefits Salary & fees <sup>(1)</sup> \$	Annual leave provision \$	Post- employ- ment benefits Superann - uation \$	Share-based payment		Total \$	Proportion of remuneration	
				Equity-settled			Perform -ance related (%)	Value of options (%)
				Shares \$	Options \$			
<b><u>Consolidated and legal parent</u></b>								
<b>6 month to 31 December 2018</b>								
Simon Francis <sup>(2)</sup>	27,419	-	-	-	-	27,419	-	-
Adrien Wing <sup>(2)(3)</sup>	13,225	-	-	-	-	13,225	-	-
Steven Formica	34,000	-	-	-	-	34,000	-	-
Torey Marshall <sup>(4)</sup>	106,250	17,373	10,094	-	-	133,717	-	-
Hayden Locke	30,000	-	-	-	-	30,000	-	-
David Palumbo <sup>(5)</sup>	10,000	-	-	-	-	10,000	-	-
Foreign exchange difference	(635)	-	-	-	-	(635)	-	-
<b>Total December 2018</b>	<b>220,259</b>	<b>17,373</b>	<b>10,094</b>	<b>-</b>	<b>-</b>	<b>247,726</b>	<b>-</b>	<b>-</b>
<b><u>Consolidated</u></b>								
<b>12 months to June 2018</b>								
Steven Formica	28,000	-	-	-	-	28,000	-	-
Torey Marshall <sup>(4)</sup>	66,667	-	6,333	-	-	73,000	-	-
Hayden Locke	12,000	-	-	-	-	12,000	-	-
David Palumbo <sup>(5)</sup>	8,000	-	-	-	-	8,000	-	-
Jerome Vitale <sup>(6)</sup>	-	-	-	-	-	-	-	-





## DIRECTORS' REPORT

	Short-term employee benefits Salary & fees <sup>(1)</sup> \$	Annual leave provision \$	Post- employ- ment benefits Superann - uation \$	Share-based payment		Total \$	Proportion of remuneration	
				Equity-settled			Perform -ance related (%)	Value of options (%)
				Shares \$	Options \$			
Foreign exchange difference	(2,054)	-	-	-	-	(2,054)	-	-
<b>Total June 2018</b>	<b>112,613</b>	<b>-</b>	<b>6,333</b>	<b>-</b>	<b>-</b>	<b>118,946</b>	<b>-</b>	<b>-</b>
<b><u>Legal parent</u></b>								
<b>12 months to June 2018</b>								
Steven Formica	88,000	-	-	-	-	88,000	-	-
Torey Marshall <sup>(4)</sup>	66,667	-	6,333	-	-	73,000	-	-
Hayden Locke	12,000	-	-	-	-	12,000	-	-
David Palumbo <sup>(5)</sup>	24,000	-	-	-	-	24,000	-	-
Jerome Vitale <sup>(6)</sup>	20,357	-	-	-	-	20,357	-	-
<b>Total June 2018</b>	<b>211,024</b>	<b>-</b>	<b>6,333</b>	<b>-</b>	<b>-</b>	<b>217,357</b>	<b>-</b>	<b>-</b>

- (1) The salary and fees are all paid in cash and there is no profit share or bonuses.
- (2) Mr Francis and Mr Wing were appointed as directors on 8 October 2018.
- (3) Mr Wing was appointed as Company Secretary on 8 October 2018. His remuneration includes \$5,000 in respect of his company secretarial services that are invoiced via Northern Star Pty Ltd, a related party of Adrien Wing.
- (4) Mr Marshall is a director of APC and prior to his appointment as a director of the Company, APC paid \$nil (June 2018: \$56,495) consulting fees (net of GST) via his controlled entity Vibrante Solutions Pty Ltd in the period 1 July 2017 to 27 February 2018.
- (5) Director's fees paid or payable to Mr Palumbo's employer, Mining Corporate Pty Ltd. Mr Palumbo resigned as a director on 8 October 2018.
- (6) Mr Vitale resigned as a director on 26 February 2018.

### Nomination and Remuneration Committee

The Board is responsible for establishing the Company's remuneration policies and practices and to ensure they match the group's objectives. The Company's Board proposed the Managing Director's total remuneration package and is responsible for reviewing the non-executive remuneration. The Board is of the opinion that given the size and circumstances of the Company, the functions of the Remuneration Committee are more readily attended to by the Board than a separate committee. The Board did not engage any remuneration consultants during the period.

### Options granted as part of remuneration

No Options were issued as part of remuneration in the current or prior financial period. During the financial period, there were no options over unissued shares in High Grade Metals Limited granted to the directors, employees or consultants as part of their remuneration that expired.





## **DIRECTORS' REPORT**

### **KMP Options Holdings**

The number of options over ordinary shares held by each KMP of the Group during the financial period is as follows:

<b>Name</b>	<b>Balance at start of period</b>	<b>Commencing /(ceasing) Office</b>	<b>Granted as remuneration during the period</b>	<b>Acquired during the period</b>	<b>Expired during the period</b>	<b>Balance at end of period</b>
S Francis <sup>(1)</sup>	-	-	-	-	-	-
A Wing <sup>(2)</sup>	-	3,000,000	-	-	-	<b>3,000,000</b>
D Palumbo <sup>(3)</sup>	-	-	-	-	-	-
T Marshall <sup>(4)</sup>	20,000,000	-	-	-	-	<b>20,000,000</b>
H Locke <sup>(5)</sup>	2,000,000	-	-	-	-	<b>2,000,000</b>
S Formica	-	-	-	-	-	-
<b>Total</b>	<b>22,000,000</b>	<b>3,000,000</b>	-	-	-	<b>25,000,000</b>

- (1) Mr Francis was appointed as a director on 8 October 2018 at which time he held nil Options.
- (2) Mr Wing was appointed as a director on 8 October 2018 at which time he held 3,000,000 unlisted options exercisable at 3 cents on or before 30 September 2020. The securities are held by Northern Star Pty Ltd, a related party of Adrien Wing. Mr Wing acquired the options as part of the APC acquisition, at which time they vested, refer to Note 14 for further details.
- (3) Mr Palumbo resigned as a director on 8 October 2018 and as Company Secretary on 1 December 2018.
- (4) 20,000,000 options exercisable at \$3 cents on or before 30 September 2018 are held by Torey Marshall <Torey Marshall Family Trust>, an entity controlled by Mr Marshall. Mr Marshall acquired the options as part of the APC acquisition, at which time they vested, refer to Note 14 for further details.
- (5) 2,000,000 options exercisable at \$3 cents on or before 30 September 2018 are held by Hayden Locke. Mr Locke acquired the options as part of the APC acquisition, at which time they vested, refer to Note 14 for further details.

There has been no change in KMP options holdings since the period end.





## **DIRECTORS' REPORT**

### **KMP Performance Shares Holdings**

The number of Performance Shares held by each KMP of the Group during the financial period is as follows:

	<b>Balance at start of period</b>	<b>Commencing /(ceasing) Office</b>	<b>Granted as remuneration during the period</b>	<b>Acquired during the period</b>	<b>Expired during the period</b>	<b>Balance at end of period</b>
S Francis <sup>(1)</sup>	-	-	-	-	-	-
A Wing <sup>(2)</sup>	-	13,800,000	-	-	-	<b>13,800,000</b>
D Palumbo	-	-	-	-	-	-
T Marshall <sup>(3)</sup>	13,300,000	-	-	-	-	<b>13,300,000</b>
H Locke <sup>(4)</sup>	2,000,000	-	-	-	-	<b>2,000,000</b>
S Formica	-	-	-	-	-	-
<b>Total</b>	<b>15,300,000</b>	<b>13,800,000</b>	-	-	-	<b>29,100,000</b>

- (1) Mr Francis was appointed as a director on 8 October 2018 at which time he held nil Performance Shares.
- (2) Mr Wing was appointed as a director on 8 October 2018 at which time he held 6,900,000 Class A Performance Shares and 6,900,000 Class B Performance Shares. Securities are held by Northern Start Pty Ltd, a related party of Adrien Wing. Mr Wing acquired the Performance Shares as part of the APC acquisition refer to Note 14 for further details.
- (3) 6,650,000 Class A Performance Shares and 6,650,000 Class B Performance Shares are held by Torey Marshall <Torey Marshall Family Trust>, an entity controlled by Mr Marshall. Mr Marshall acquired the Performance Shares as part of the APC acquisition refer to Note 14 for further details.
- (4) 1,000,000 Class A Performance Shares and 1,000,000 Class B Performance Shares are held by Hayden Locke. Mr Locke acquired the Performance Shares as part of the APC acquisition refer to Note 14 for further details.

The Performance Shares are not part of KMP remuneration packages, they were issued as part of the APC acquisition refer to Note 14 for further details. There has been no change in KMP performance shares holdings since the period end.

### **Terms and conditions of Class A Performance Shares Terms**

The Class A Performance Shares were issued on 26 February 2018.

Each Class A Performance Share will convert into an Ordinary Fully Paid Share on a one-for-one basis, upon the delineation of a JORC-compliant Mineral Resource estimate of at least Inferred category (as defined in the JORC Code) of a minimum of 500,000 ounces of gold or gold equivalent (in accordance with clause 50 of the JORC Code) at an average grade of at least 8 grams per tonne (Class A Milestone).

The Class A Milestone must be determined to have been achieved, or not achieved, by no later than 5.00pm on the date that is one month after the Expiry Date, being 25 February 2023. The Class A Milestone has not been achieved as at 31 December 2018 or the date of this report.

### **Terms and conditions of Class B Performance Shares**

The Class B Performance Shares were issued on 26 February 2018.





## DIRECTORS' REPORT

Each Class B Performance Share will convert into an Ordinary Fully Paid Share on a one-for-one basis, upon completion of a positive Scoping Study (as defined in the JORC Code) in relation to any one or more Austrian Cobalt Project by an independent third-party expert which evidences an internal rate of return greater than 20% (using publicly available industry assumptions including deliverable spot commodity/mineral prices which are independently verifiable), provided that the total cumulative EBITDA over the life of the relevant Austrian Cobalt Project is over \$US50,000,000, and provided that (while the Company remains listed on the ASX) the Scoping Study is released as an announcement on the ASX Announcements Platform and is not required by reason of regulatory intervention by ASX or ASIC to be retracted within a period of one month from the date of its release (Class B Milestone).

The Class B Milestone must be determined to have been achieved or not achieved by no later than 5.00pm on the date that is one month after the Expiry Date, being 25 February 2023. The Class B Milestone has not been achieved as at 31 December 2018 or the date of this report.

### KMP shareholdings

The number of ordinary shares in the Company held by each KMP of the Group during the financial period is as follows:

	Balance at start of period	Commencing /(ceasing) Office	Issued during the period	Purchased/ (sold) during the period <sup>(1)</sup>	Balance at end of period
S Francis <sup>(1)</sup>	-	85,000	-	-	85,000
A Wing <sup>(2)</sup>	-	12,288,889	-	-	12,288,889
D Palumbo <sup>(3)</sup>	1,000,000	(1,000,000)	-	-	-
T Marshall <sup>(4)</sup>	8,500,000	-	-	-	8,500,000
H Locke	1,000,000	-	-	-	1,000,000
S Formica <sup>(5)</sup>	11,900,000	-	-	-	11,900,000
<b>Total</b>	<b>22,400,000</b>	<b>11,373,889</b>	<b>-</b>	<b>-</b>	<b>33,773,889</b>

- (1) Mr Francis was appointed as a director on 8 October 2018 at which time he held 85,000 shares.
- (2) Mr Wing was appointed as a director on 8 October 2018 at which time he held 12,288,889 shares. Securities are held by Northern Star Pty Ltd, a related party of Adrien Wing.
- (3) Mr Palumbo resigned as a director on 8 October 2018 and as Company Secretary on 1 December 2018.
- (4) 8,500,000 shares are held by Torey Marshall <Torey Marshall Family Trust>, an entity controlled by Mr Marshall.
- (5) 11,900,000 Shares are held in total by Stevsand Holdings Pty Ltd <Formica Horticultural A/C> and Stevsand Investments Pty Ltd <Steven Formica Family A/C>, companies of which Mr Formica is a director.

There has been no change in KMP shareholdings since the period end.

### END OF REMUNERATION REPORT (AUDITED)





## **DIRECTORS' REPORT**

### **DIVIDENDS**

The directors do not recommend the payment of a dividend for this financial period. No dividends have been paid or declared by the Company since the end of the previous financial year.

### **DIRECTORS' MEETINGS**

The number of Directors' meetings held in the six months and the number of meetings attended by each Director during the period were as follows:

<b>Name</b>	<b>Directors' Meetings</b>	
	<b>No. of meetings held while in office</b>	<b>Meetings attended</b>
S Francis	4	4
A Wing	4	4
T Marshall	5	5
H Locke	5	4
S Formica	5	5
D Palumbo	1	1

It is noted that the Directors were able to attend to business of the Company during the period by circulated resolution and telephone meetings as permitted by the Company's Constitution in place of conducting meetings.

As at the date of this report, the Consolidated Entity did not have an audit committee, as the directors believe the size of the Consolidated Entity and the size of the Board do not currently warrant its existence.

### **SIGNIFICANT CHANGES IN STATE OF AFFAIRS**

In the opinion of Directors there were no significant changes in the state of affairs of the group that occurred during the financial period under review not otherwise disclosed in this report or the consolidated financial statements.

### **LIKELY DEVELOPMENTS AND FUTURE RESULTS**

Other than as referred to in the Review of Operations, further information as to likely developments in the operations of the Consolidated Entity would, in the opinion of the Directors, be speculative and may hinder the Consolidated Entity in the achievement of its commercial objectives.

### **UNQUOTED OPTIONS**

The Company had on issue 100,000,000 (June 2018: 100,500,000) unquoted options at the end of the financial period and at the date of this report; the movements and terms and conditions are as follows:







## DIRECTORS' REPORT

<b>Exercise price</b>	<b>\$0.12</b>	<b>\$0.03</b>	<b>\$0.03</b>	<b>\$0.03</b>
<b>Expiry date</b>	<b>30 Sept 2020</b>	<b>30 Sept 2020</b>	<b>30 Sept 2020</b>	<b>30 Sept 2020</b>
<b>Escrow restriction</b>	<b>-</b>	<b>7 Mar 2020</b>	<b>26 Feb 2019<sup>(1)</sup></b>	<b>-</b>
	<b>No</b>	<b>No</b>	<b>No.</b>	<b>No.</b>
At the beginning of the reporting period	3,000,000	61,350,000	3,650,000	<b>32,500,000</b>
Options issued during the period:	-	-	-	-
Options forfeited during the period	(500,000)	-	-	-
At the end of the reporting period and at the date of this report	<b>2,500,000</b>	<b>61,350,000</b>	<b>3,650,000</b>	<b>32,500,000</b>

(1) Escrow period ended 27 February 2019

### *Prior year:*

During, and since the end of, the financial period, no fully paid ordinary shares were issued by virtue of the exercise of options (June 2018: Nil). None of the options on issue entitle the holder to participate in any share issue of the Company or any other body corporate.

The options have been valued using the Black-Scholes option pricing model:

	6 months ended 31 Dec 2018	12 months ended 30 Jun 2018
	<b>\$</b>	<b>\$</b>
Opening balance	<b>85,173</b>	-
Reverse acquisition 28 February 2018	-	23,835
Issue of 500,000 options on 19 March 2018	-	11,083
Issue of 2,500,000 options on 5 June 2018	-	50,255
Total	<b>85,173</b>	85,173

On 26 February 2018, 65,000,000 options were issued at fair value of \$0.00037 per option to the vendors of APC. The value on reverse acquisition of APC options had a fair value of \$23,835.

On 19 March 2018, 3,500,000 options were issued, of which 3,000,000 lapsed on 5 June 2018. The remaining 500,000 options have a fair value of \$0.022 per option. The Group have calculated the fair value using the Black-Scholes option pricing model, based on the spot price of \$0.053, volatility of 100% and an interest rate of 1.9%.

On 5 June 2018, 2,500,000 options have a fair value of \$0.02 per option. The Group have calculated the fair value using the Black-Scholes option pricing model, based on the spot price of \$0.054, volatility of 100% and an interest rate of 1.9%.

## ENVIRONMENTAL REGULATION AND PERFORMANCE

The Group's exploration operations are subject to environmental regulations under Commonwealth and State legislation where those operations are in Australia (asset disposed of after the end of the financial period). Where the Groups exploration operations are in Austria, it is subject to environmental regulations in that jurisdiction. The Directors believe that the Group has adequate systems in place for the management of the requirements under those regulations, and are not aware of any breach of such requirements as they apply to the Group.





**High  
Grade  
Metals**

## **DIRECTORS' REPORT**

### **INDEMNIFICATION AND INSURANCE OF OFFICERS AND AUDITORS**

The Company has entered into deeds of indemnity with each director and the company secretary whereby, to the extent permitted by the Corporations Act 2001, the Company agreed to indemnify each director against all loss and liability incurred as an officer of the Company, including all liability in defending any relevant proceedings.

The Company has paid premiums to insure each of the directors and the company secretary against liabilities for costs and expenses incurred by them in defending any legal proceedings arising out of their conduct while acting in the capacity of director of the Company, other than conduct involving a wilful breach of duty in relation to the Company. The disclosure of the amount of the premium is prohibited by the insurance policy.

The Company has not, during or since the end of the financial period, indemnified or agreed to indemnify the auditor of the company or any related entity against a liability incurred by the auditor. During the financial period, the Company has not paid a premium in respect of a contract to insure the auditor of the company or any related entity.

### **CORPORATE GOVERNANCE**

In recognising the need for the highest standards of corporate behaviour and accountability, the directors of the Company support and have adhered to the principles of Corporate Governance. Refer to the Company's Corporate Governance Statement at [www.highgrademetals.com.au](http://www.highgrademetals.com.au).

### **PROCEEDINGS ON BEHALF OF THE COMPANY**

No person has applied for leave of Court to bring proceedings on behalf of the Company or intervene in any proceedings to which the Company is a party for the purpose of taking responsibility on behalf of the Company for all or any part of those proceedings. The Company was not a party to any such proceedings during the period.

### **AUDITOR INDEPENDENCE**

A copy of the auditor's independence declaration as required under Section 307C of the Corporations Act 2001, is set out on the following page and forms part of the Directors' report.

### **SIGNIFICANT EVENTS SUBSEQUENT TO BALANCE DATE**

On 22 January 2018, the Group announced that it has extended the sale of its non-core Victory Bore vanadium to 18 April 2019, to provide the buyer Surefire Resources NL (ASX: SRN) with further time to meet condition and obtain ASX acceptance of documentation.

On 11 February 2019, Mr Torey Marshall resigned as CEO and Managing Director. Mr Anthony Hall was appointed as Executive Chairman effective 11 February 2019 on an interim basis whilst the Company commences a process to recruit a new CEO and Managing Director. Mr Hall will be paid AUD12,500 per month whilst in the role as interim Executive Chairman. Either party may terminate the arrangement giving 30 days' notice. Mr Hall will be issued 10 million options exercisable at 5 cents per share on or before 30 June 2022, subject to shareholder approval at the next convened shareholder meeting. As part of the Board changes, the number of directors will also be reduced to three. Mr Simon Francis and Mr Hayden Locke both resigned to facilitate this reduction in directors.







**High  
Grade  
Metals**

## **DIRECTORS' REPORT**

On 22 February 2019, the Company announced the relocation of the Austrian office and announced a modest Leogang Copper Cobalt Project drill program.

On 27 February 2019 the following shares were released from escrow:

- ) 40,000,000 ordinary shares
- ) 3,650,000 Unquoted options exercisable at \$0.03 and expiring 30 September 2020
- ) 36,000,000 Class A Performance Shares
- ) 18,666,666 Class B Performance Shares

No other matters or circumstances have arisen since the end of the financial period which significantly affected or may significantly affect the operations of the Group, the results of those operations, or the state of affairs of the Group in future financial periods.

### **NON-AUDIT SERVICES**

There were no non-audit services provided by the current external auditors (BDO) nor by the previous external auditors (Grant Thornton) during the financial period.

**SIGNED in accordance with a resolution of the directors**

Anthony Hall  
Executive Chairman  
Melbourne, 25 March 2019



**DECLARATION OF INDEPENDENCE  
BY G K EDWARDS  
TO THE DIRECTORS OF HIGH GRADE METALS LIMITED**

As lead auditor of High Grade Metals Limited for the 6 months ended 31 December 2018, I declare that, to the best of my knowledge and belief, there have been:

- No contraventions of the auditor independence requirements of the *Corporations Act 2001* in relation to the audit; and
- No contraventions of any applicable code of professional conduct in relation to the audit.

This declaration is in respect of High Grade Metals Limited and the entities it controlled during the period.



G K Edwards  
Director

**BDO Audit (SA) Pty Ltd**

Adelaide, 25 March 2019



**CONSOLIDATED STATEMENT OF PROFIT OR LOSS  
AND OTHER COMPREHENSIVE INCOME  
FOR THE SIX MONTHS ENDED 31 DECEMBER 2018**

	Note	6 months ended 31 Dec 2018 \$	12 months ended 30 Jun 2018 \$
<b>Other income</b>			
Financial income	3	13,376	13,401
Forgiveness of loan on reverse takeover		-	185,055
<b>Total other income</b>		<u>13,376</u>	<u>198,456</u>
<b>Expenses</b>			
Corporate expenses	4	(342,742)	(848,768)
Administrative expenses		(33,941)	(41,591)
ASX listing fees and reverse takeover costs	14	-	(3,467,395)
<b>Total Expenses</b>		<u>(376,683)</u>	<u>(4,357,754)</u>
Loss before income tax expense		<u>(363,307)</u>	<u>(4,159,298)</u>
Income tax expense	5	-	-
Loss for the period		<u>(363,307)</u>	<u>(4,159,298)</u>
Item that will not be reclassified subsequently to profit or loss net of tax			
<b>Other comprehensive income</b>			
Foreign exchange on the translation of subsidiaries		31,322	(6,976)
Total other comprehensive loss, net of tax		<u>31,322</u>	<u>(6,976)</u>
<b>Total comprehensive loss for the period</b>		<u>(331,985)</u>	<u>(4,166,274)</u>
<b>Basic and diluted loss per share</b>			
Loss per share (cents per share)	6	(0.08)	(1.95)

*The above statement of profit or loss and other comprehensive income should be read in conjunction with the accompanying notes.*





**CONSOLIDATED STATEMENT OF FINANCIAL POSITION  
AS AT 31 DECEMBER 2018**

	<b>Note</b>	<b>31 Dec 2018</b>	<b>30 Jun 2018</b>
		<b>\$</b>	<b>\$</b>
<b>ASSETS</b>			
<b>Current assets</b>			
Cash and cash equivalents	8	1,802,663	3,569,479
Trade and other receivables	9	95,374	56,101
Other assets	10	138,704	14,489
Assets held for sale	11	155,911	147,868
<b>Total current assets</b>		<u>2,192,652</u>	<u>3,787,937</u>
<b>Non-current assets</b>			
Exploration and evaluation expenditure	12	4,108,874	2,637,518
<b>Total non-current assets</b>		<u>4,108,874</u>	<u>2,637,518</u>
<b>TOTAL ASSETS</b>		<u>6,301,526</u>	<u>6,425,455</u>
<b>LIABILITIES</b>			
<b>Current liabilities</b>			
Trade and other payables	13	529,865	321,809
<b>Total current liabilities</b>		<u>529,865</u>	<u>321,809</u>
<b>TOTAL LIABILITIES</b>		<u>529,865</u>	<u>321,809</u>
<b>NET ASSETS</b>		<u>5,771,661</u>	<u>6,103,646</u>
<b>EQUITY</b>			
Contributed equity	15	10,184,747	10,184,747
Reserves	15	109,519	78,197
Accumulated losses		(4,522,605)	(4,159,298)
<b>TOTAL EQUITY</b>		<u>5,771,661</u>	<u>6,103,646</u>

*The above statement of financial position should be read in conjunction with the accompanying notes.*





**CONSOLIDATED STATEMENT OF CHANGES IN EQUITY  
FOR THE SIX MONTHS ENDED 31 DECEMBER 2018**

	<b>Contributed Equity</b>	<b>Accumulated Losses</b>	<b>Other Reserves</b>	<b>Total Equity/ (Deficiency)</b>
	<b>\$</b>	<b>\$</b>	<b>\$</b>	<b>\$</b>
<b>Balance at 1 July 2017</b>	-	-	-	-
Loss after income tax expense for the period	-	(4,159,298)	-	(4,159,298)
Other comprehensive income for the year, net of tax	-	-	(6,976)	(6,976)
<b>Total comprehensive loss for the year</b>	-	(4,159,298)	(6,976)	(4,166,274)
Options issued during the year	-	-	61,338	61,338
Securities issued during the year	6,471,000	-	-	6,471,000
Reverse acquisition	4,083,136	-	23,835	4,106,971
Share issue costs	(369,389)	-	-	(369,389)
Transactions with owners	10,184,747	-	85,173	10,269,920
<b>Balance at 30 June 2018</b>	<b>10,184,747</b>	<b>(4,159,298)</b>	<b>78,197</b>	<b>6,103,646</b>
<b>Balance at 1 July 2018</b>	<b>10,184,747</b>	<b>(4,159,298)</b>	<b>78,197</b>	<b>6,103,646</b>
Loss after income tax expense for the period	-	(363,307)	-	(363,307)
Other comprehensive income for the period, net of tax	-	-	31,322	31,322
<b>Total comprehensive loss for the period</b>	-	(363,307)	31,322	(331,985)
Securities issued during the period	-	-	-	-
Share issue costs	-	-	-	-
Transactions with owners	-	-	-	-
<b>Balance at 31 December 2018</b>	<b>10,184,747</b>	<b>(4,522,605)</b>	<b>109,519</b>	<b>5,771,661</b>

*The above statement of changes in equity should be read in conjunction with the accompanying notes.*





**CONSOLIDATED STATEMENT OF CASH FLOWS  
FOR THE 6 MONTH ENDED 31 DECEMBER 2018**

		<b>6 months ended 31 Dec 2018 \$</b>	<b>12 months ended 30 Jun 2018 \$</b>
	<b>Note</b>		
<b>CASH FLOWS FROM OPERATING ACTIVITIES</b>			
Interest received		13,376	12,897
Payment to suppliers and employees		(464,675)	(626,211)
<b>Net cash used in operating activities</b>	<b>20</b>	<b>(451,299)</b>	<b>(613,314)</b>
<b>CASH FLOWS FROM INVESTING ACTIVITIES</b>			
Cash acquired via reverse takeover		-	843,508
Payment for Exploration assets		(1,368,542)	(829,196)
Sale of Exploration assets		50,000	-
<b>Net cash provided by investing activities</b>		<b>(1,318,542)</b>	<b>14,312</b>
<b>CASH FLOWS FROM FINANCING ACTIVITIES</b>			
Proceeds from issue of ordinary shares and options		-	4,500,000
Share issue expenses		-	(331,519)
<b>Net cash provided by financing activities</b>		<b>-</b>	<b>4,168,481</b>
<b>Net increase in cash held</b>		<b>(1,769,841)</b>	<b>3,569,479</b>
<b>Cash and cash equivalents at beginning of financial period</b>		<b>3,569,479</b>	<b>-</b>
<b>Effect of Exchange rate changes</b>		<b>3,025</b>	<b>-</b>
<b>Cash and cash equivalents at end of financial period</b>	<b>8</b>	<b>1,802,663</b>	<b>3,569,479</b>

*The above statement of cash flows should be read in conjunction with the accompanying notes*

**NOTE 1: SUMMARY OF SIGNIFICANT ACCOUNTING POLICIES**





**NOTES TO THE FINANCIAL STATEMENTS  
FOR THE SIX MONTHS ENDED 31 DECEMBER 2018**

This financial report includes the financial statements and notes of High Grade Metals Limited (“the Company”) and its Controlled Entities (“the Group”). High Grade Metals Limited is a listed public Company, incorporated and domiciled in Australia.

The Company’s Australian entities, High Grade Metals Limited, Austrian Project Corporation Pty Ltd and Acacia Mining Pty Ltd have changed their financial year end from 30 June to 31 December to synchronise with its Austrian subsidiaries. This financial report presents the performance of the Group for the six month period ended 31 December 2018 (comparative period is a twelve month period ending 30 June 2018) and the consolidated statement of Financial Position as at 31 December 2018 (comparative as at 30 June 2018).

The financial statements were authorised for issue on 25 March 2019 by the Directors of the Company.

**Basis of preparation**

The financial statements are general purpose financial statements that have been prepared in accordance with Australian Accounting Standards, Australian Accounting Interpretations, other authoritative pronouncements of the Australian Accounting Standards Board (AASB) and the *Corporations Act 2001*. The Group is a for-profit entity for financial reporting purposes under Australian Accounting Standards.

***Reverse acquisition in the prior period***

On 26 February 2018, the Company, formerly named Quest Minerals Limited, completed the 100% acquisition of Austrian Project Corporation Pty Ltd (referred to as “APC”). As a result of this acquisition Quest Minerals Limited changed its name to High Grade Metals Limited. The acquisition of APC resulted in the Shareholders of APC obtaining control of the merged entity. In addition, the Board of Directors of the merged entity was restructured such that two of the four directors comprise of APC nominees. Mr Torey Marshall, a nominee of APC serves as the only executive director, Managing Director and Chief Executive Officer; and the APC management team has assumed responsibility of the management of the merged entity. Consequently, the acquisition has been accounted for with reference to the guidance for reverse acquisitions as set out in Australian Accounting Standards (“AASB”) 3 “*Business Combinations*”.

The application of the reverse acquisition guidance contained within AASB 3 has resulted in High Grade Metals Limited (the legal parent) being accounted for as the acquire, and APC (the legal subsidiary) being accounted for as the acquirer in the combination.

At the time of the Company’s acquisition of APC, its operations did not fall within the scope of a ‘business’ under AASB 3. Consequently, the acquisition did not meet the definition of a ‘business combination’ under AASB 3, and the principles of AASB 3 could not be applied in their entirety.

Instead, the acquisition has been accounted for as a share-based payment transaction using the principles set out in AASB 2 “*Share-based Payments*” whereby APC is deemed to have issued shares in exchange for the net assets and lasting status of High Grade Metals Limited. In accordance with AASB 2, the difference between the fair value of the deemed consideration paid by High Grade Metals Limited and the fair value of the identifiable assets of APC, is required to be recognised as an expense. Consequently, an expense of \$3,467,395 has been recognised, as set out in Note 14.







**NOTES TO THE FINANCIAL STATEMENTS  
FOR THE SIX MONTHS ENDED 31 DECEMBER 2018**

The accounting parent of the Group is APC, the consolidated financial statements therefore represent the continuation of the financial statement of APC, with the exception of the capital structure. The results for the year ended 30 June 2018 comprise the results of APC for the period from incorporation and the results of High Grade Metals Limited subsequent to the completion of the acquisition.

Australian Accounting Standards (“AASB”) set out accounting policies that the AASB has concluded would result in financial statements containing relevant and reliable information about transactions, events and conditions. Compliance with Australian Accounting Standards ensures that the financial statements and notes also comply with International Financial Reporting Standards as issued by the IASB. Material accounting policies adopted in the preparation of these financial statements are presented below and have been consistently applied unless stated otherwise.

Except for cash flow information, the financial statements have been prepared on an accruals basis and are based on historical costs, modified, where applicable, by the measurement at fair value of selected non-current assets, financial assets and financial liabilities.

**a. Principles of consolidation**

The Group financial statements consolidate those of the Parent Company and all of its subsidiaries at 31 December 2018. The Parent controls a subsidiary if it is exposed, or has rights, to variable returns from its involvement with the subsidiary and has the ability to affect those returns through its power over the subsidiary. All Australian subsidiaries have changed their reporting date from 30 June to 31 December. The Austrian subsidiaries have a 31 December reporting date for tax and accounting purposes.

All transactions and balances between Group companies are eliminated on consolidation, including unrealised gains and losses on transactions between Group companies. Where unrealised losses on intra-group asset sales are reversed on consolidation, the underlying asset is also tested for impairment from a group perspective. Amounts reported in the financial statements of subsidiaries have been adjusted where necessary to ensure consistency with the accounting policies adopted by the Group.

Profit or loss and other comprehensive income of subsidiaries acquired or disposed of during the year are recognised from the effective date of acquisition, or up to the effective date of disposal, as applicable.

Non-controlling interests, presented as part of equity, represent the portion of a subsidiary’s profit or loss and net assets that is not held by the Group. The Group attributes total comprehensive income or loss of subsidiaries between the owners of the parent and the non-controlling interests based on their respective ownership interests.

**b. Income tax**

The income tax expense/(income) for the period comprises current income tax expense/(income) and deferred tax expense/(income).

Current income tax expense charged to profit or loss is the tax payable on taxable income. Current tax liabilities/(assets) are measured at the amounts expected to be paid to/(recovered from) the relevant taxation authority.

Deferred income tax expense reflects movements in deferred tax asset and deferred tax liability balances during the period as well as unused tax losses.







**NOTES TO THE FINANCIAL STATEMENTS  
FOR THE SIX MONTHS ENDED 31 DECEMBER 2018**

Current and deferred income tax expense/(income) is charged or credited outside profit or loss when the tax relates to items that are recognised outside profit or loss.

Except for business combinations, no deferred income tax is recognised from the initial recognition of an asset or liability where there is no effect on accounting or taxable profit or loss.

Deferred tax assets and liabilities are calculated at the tax rates that are expected to apply to the period when the asset is realised or the liability is settled and their measurement also reflects the manner in which management expects to recover or settle the carrying amount of the related asset or liability.

Deferred tax assets relating to temporary differences and unused tax losses are recognised only to the extent that it is probable that future taxable profit will be available against which the benefits of the deferred tax asset can be utilised.

Where temporary differences exist in relation to investments in subsidiaries, branches, associates and joint ventures, deferred tax assets and liabilities are not recognised where the timing of the reversal of the temporary difference can be controlled and it is not probable that the reversal will occur in the foreseeable future.

Current tax assets and liabilities are offset where a legally enforceable right of set-off exists and it is intended that net settlement or simultaneous realisation and settlement of the respective asset and liability will occur. Deferred tax assets and liabilities are offset where: (a) a legally enforceable right of set-off exists; and (b) the deferred tax assets and liabilities relate to income taxes levied by the same taxation authority on either the same taxable entity or different taxable entities where it is intended that net settlement or simultaneous realisation and settlement of the respective asset and liability will occur in future periods in which significant amounts of deferred tax assets or liabilities are expected to be recovered or settled.

**c. Exploration, evaluation and development expenditure**

Exploration, evaluation and development expenditures incurred are capitalised in respect of each identifiable area of interest. These costs are only capitalised to the extent that they are expected to be recovered through the successful development of the area or where activities in the area have not yet reached a stage that permits reasonable assessment of the existence of economically recoverable reserves.

Accumulated costs in relation to an abandoned area are written off in full in the period in which the decision to abandon the area is made.

When production commences, the accumulated costs for the relevant area of interest are amortised over the life of the area according to the rate of depletion of the economically recoverable reserves.

A regular review is undertaken of each area of interest to determine the appropriateness of continuing to capitalise costs in relation to that area of interest.

Costs of site restoration are provided over the life of the project from when exploration commences and are included in the costs of that stage. Site restoration costs include the dismantling and removal of mining plant, equipment and building structures, waste removal, and rehabilitation of the site in accordance with local laws and regulations and clauses of the permits.





**NOTES TO THE FINANCIAL STATEMENTS  
FOR THE SIX MONTHS ENDED 31 DECEMBER 2018**

Such costs have been determined using estimates of future costs, current legal requirements and technology on an undiscounted basis.

Any changes in the estimates for the costs are accounted on a prospective basis. In determining the costs of site restoration, there is uncertainty regarding the nature and extent of the restoration due to community expectations and future legislation. Accordingly, the costs have been determined on the basis that the restoration will be completed within one period of abandoning the site.

**d. Financial instruments**

**Adoption of AASB 9**

AASB 9 replaces AASB 139 Financial Instruments: Recognition and Measurement (AASB 139) for annual periods beginning on or after 1 January 2018, bringing together all three aspects of the accounting for financial instruments: classification and measurement; impairment; and hedge accounting.

The Group has applied AASB 9 retrospectively, with the initial application date of 1 July 2018. There were no material impacts on the comparative balances other than a change in classification. There was no impact on hedging as the Group does not currently apply hedge accounting. The effects of adopting AASB 9 are set out below:

*(a) Classification and measurement*

Under AASB 9, there is a change in the classification and measurement requirements relating to financial assets. Previously, there were four categories of financial assets: loans and receivables, fair value through profit or loss, held to maturity and available for sale. Under AASB 9, financial assets are either classified as amortised cost, fair value through profit or loss or fair value through other comprehensive income. For debt instruments, the classification is based on two criteria: the Group's business model for managing the assets; and whether the instruments' contractual cash flows represent 'solely payments of principal and interest' (SPPI) on the principal amount outstanding. A financial asset can only be measured at amortised cost if both these tests are satisfied. The assessment of the Group's business model was made as of the date of initial application, 1 July 2018, and then applied retrospectively to those financial assets that were not derecognised before 1 July 2018. The assessment of whether contractual cash flows on debt instruments are SPPI was made based on the facts and circumstances as at the initial recognition of the assets.

*(b) Financial Instruments*

The adoption of AASB 9 did not result in a significant change to the recognition or measurement of financial instruments for the Group as presented in the financial report. The following categories of financial asset and liability required no classification or measurement adjustments as a result of adopting AASB 9:

- Cash and cash equivalents;
- Trade and other receivables - this category only includes simple debt instruments where the business model is to collect contractual cash flows and consequently amortised cost has continued to be applied. No lifetime expected credit loss adjustments were considered necessary;





**NOTES TO THE FINANCIAL STATEMENTS  
FOR THE SIX MONTHS ENDED 31 DECEMBER 2018**

- Derivative financial instruments - subsequent measurement continues to be at fair value through profit or loss; and
- Trade and other payables - subsequent measurement continues to be at amortised cost.

*(c) Impairment*

The adoption of AASB 9 has changed the Group's accounting for impairment losses for financial assets by replacing AASB 139's incurred loss approach with a forward-looking expected credit loss (ECL) approach. AASB 9 requires the Group to recognise an allowance for ECL's for all debt instruments not held at fair value through profit or loss and contract assets in the scope of IFRS 15.

The Group has reviewed and assessed the existing financial assets for impairment and the change to a forward-looking ECL approach did not have any material impact on the amounts recognised in the financial statements. The Group's term deposits which are included within cash and cash equivalents were assessed as having a low probability of default as they are held with financial institutions with high credit ratings and the Group's receivables (not subject to provisional pricing) which are measured at amortised cost, are short term and the Group has strong risk management policies in place to reduce any exposure.

**e. Contributed equity**

Issued and paid up-capital is recognised at the fair value of the consideration received by the Group. Any transaction costs arising on the issue of ordinary shares are recognised directly in equity as a reduction of the share proceeds received.

**f. Foreign currency transactions and balances**

**Functional and presentation currency**

The functional currency of each of the Group's entities is measured using the currency of the primary economic environment in which that entity operates. The consolidated financial statements are presented in Australian dollars, which is the parent entity's functional currency.

**Transactions and balances**

Foreign currency transactions are translated into functional currency using the exchange rates prevailing at the date of the transaction. Foreign currency monetary items are translated at the period-end exchange rate. Non-monetary items measured at historical cost continue to be carried at the exchange rate at the date of the transaction. Non-monetary items measured at fair value are reported at the exchange rate at the date when fair values were determined.

Exchange differences arising on the translation of monetary items are recognised in profit or loss, except where deferred in equity as a qualifying cash flow or net investment hedge.

Exchange differences arising on the translation of non-monetary items are recognised directly in other comprehensive income to the extent that the underlying gain or loss is recognised in other comprehensive income; otherwise the exchange difference is recognised in profit or loss.

**Group companies**

The financial results and position of foreign operations, whose functional currency is different from the Group's presentation currency, are translated as follows:





**NOTES TO THE FINANCIAL STATEMENTS  
FOR THE SIX MONTHS ENDED 31 DECEMBER 2018**

- assets and liabilities are translated at exchange rates prevailing at the end of the reporting period;
- income and expenses are translated at average exchange rates for the period; and
- retained earnings are translated at the exchange rates prevailing at the date of the transaction.

Exchange differences arising on translation of foreign operations with functional currencies other than Australian dollars are recognised in other comprehensive income and included in the foreign currency translation reserve in the statement of financial position. These differences are recognised in profit or loss in the period in which the operation is disposed of.

**g. Employee benefits**

Provision is made for the Group's liability for employee benefits arising from services rendered by employees to the end of the reporting period. Employee benefits that are expected to be settled within one year have been measured at the amounts expected to be paid when the liability is settled. Employee benefits payable later than one year have been measured at the present value of the estimated future cash outflows to be made for those benefits. In determining the liability, consideration is given to employee wage increases and the probability that the employee may satisfy any vesting requirements. Those cash flows are discounted using market yields on high quality corporate bonds with terms to maturity that match the expected timing of cash flows attributable to employee benefits.

**Equity-settled compensation**

The Group provides benefits to employees (including senior executives) of the Group in the form of share-based payments, whereby employees render services in exchange for shares or rights over shares (equity-settled transactions)

The cost of these equity-settled transactions with employees is measured by reference to the fair value of the equity instruments at the date at which they are granted. The fair value is determined using the Black-Scholes pricing model which incorporates all market vesting conditions.

In valuing equity-settled transactions, no account is taken of any performance conditions, other than conditions linked to the price of the shares of the Company (market conditions) if applicable.

The cost of equity-based transactions is recognised, together with a corresponding increase in equity, over the period in which the performance and/or service conditions are fulfilled, ending on the date on which the relevant employees become fully entitled to the award (the vesting period).

The cumulative expense recognised for equity-settled transactions at each reporting date until vesting date reflects (i) the extent to which the vesting period has expired and (ii) the Group's best estimate of the number of equity instruments that will ultimately vest. No adjustment is made for the likelihood of market performance conditions being met as the effect of these conditions is included in the determination of fair value at grant date. The income statement charge or credit for a period represents the movement in cumulative expense recognised as at the beginning and end of that period.

No expense is recognised for awards that do not ultimately vest, except for awards where vesting is only conditional upon a market condition.





**NOTES TO THE FINANCIAL STATEMENTS  
FOR THE SIX MONTHS ENDED 31 DECEMBER 2018**

If the terms of an equity-settled award are modified, as a minimum an expense is recognised as if the terms had not been modified. In addition, an expense is recognised for any modification that increases the total fair value of the share-based payment arrangement, or is otherwise beneficial to the employee, as measured at the date of modification.

If any equity-settled award is cancelled, it is treated as if it had vested on the date of cancellation, and any expense not yet recognised for the award is recognised immediately. However, if a new award is substituted for the cancelled award and designated as a replacement award on the date that it is granted, the cancelled and new awards are treated as if they were a modification of the original award, as described in the previous paragraph.

**h. Provisions**

Provisions are recognised when the Group has a legal or constructive obligation, as a result of past events, for which it is probable that an outflow of economic benefits will result and that outflow can be reliably measured.

Provisions are measured using the best estimate of the amounts required to settle the obligation at the end of the reporting period.

**i. Cash and cash equivalents**

Cash and cash equivalents include cash on hand, deposits held at call with banks, other short-term highly liquid investments with original maturities of three months or less, and bank overdrafts. Bank overdrafts are shown within short-term borrowings in current liabilities in the statement of financial position.

**j. Revenue and other income**

Revenue is measured at the fair value of the consideration received or receivable. Amounts disclosed as revenue are net of returns, trade allowances, rebates and amounts collected on behalf of third parties.

Interest revenue is recognised using the effective interest rate method.

The Company recognises revenue when the amount of revenue can be reliably measured, it is probable that future economic benefits will flow to the entity and specific criteria have been met for the Company's activities as described below. The amount of revenue is not considered to be reliably measurable until all contingencies relating to the sale have been resolved.

All revenue is stated net of the amount of goods and services tax.

**k. Trade and other payables**

Trade and other payables represent the liabilities for goods and services received by the entity that remain unpaid at the end of the reporting period. The balance is recognised as a current liability with the amounts normally paid within 30 days of recognition of the liability.

**l. Goods and Services Tax (GST) and Value Added Tax (VAT)**

Revenues, expenses and assets are recognised net of the amount of GST or VAT, except where the amount of GST/VAT incurred is not recoverable from the Australian Taxation Office or Austrian Taxation Office (Tax Office).







**NOTES TO THE FINANCIAL STATEMENTS  
FOR THE SIX MONTHS ENDED 31 DECEMBER 2018**

Receivables and payables are stated inclusive of the amount of GST or VAT receivable or payable. The net amount of GST and VAT recoverable from, or payable to, the Tax Office is included with other receivables or payables in the statement of financial position.

Cash flows are presented on a gross basis. The GST and VAT components of cash flows arising from investing or financing activities which are recoverable from, or payable to, the Tax Office are presented as operating cash flows included in receipts from customers or payments to suppliers.

**m. Comparative figures**

When required by Accounting Standards, comparative figures have been adjusted to conform to changes in presentation for the current financial period.

Where the Group has retrospectively applied an accounting policy, made a retrospective restatement of items in the financial statements or reclassified items in its financial statements, an additional statement of financial position as at the beginning of the earliest comparative period will be disclosed.

**n. Critical accounting estimates and judgments**

The directors evaluate estimates and judgments incorporated into the financial statements based on historical knowledge and best available current information. Estimates assume a reasonable expectation of future events and are based on current trends and economic data, obtained both externally and within the Group.

**Key estimates**

*Taxation*

Balances disclosed in the financial statements and the notes thereto, related to taxation, are based on the best estimates of directors. These estimates take into account both the financial performance and position of the Group as they pertain to current income taxation legislation, and the directors understanding thereof. No adjustment has been made for pending or future taxation legislation. The current income tax position represents the directors' best estimate, pending an assessment by the Australian Taxation Office.

*Share-based payment transactions*

The Group measures the cost of equity-settled transactions with employees by reference to the fair value of the equity instruments at the date at which they are granted. The fair value is determined by using a valuation model taking into account the terms and conditions upon which the instruments were granted. The accounting estimates and assumptions relating to equity-settled share-based payments would have no impact on the carrying amounts of assets and liabilities within the next annual reporting period but may impact profit or loss and equity.

*Exploration and Evaluation Expenditure*

Exploration and evaluation costs are carried forward where right of tenure of the area of interest is current. These costs are carried forward in respect of an area that has not at balance date reached a stage that permits reasonable assessment of the existence of economically recoverable reserves, refer to the accounting policy stated in Note 1(c).





**NOTES TO THE FINANCIAL STATEMENTS  
FOR THE SIX MONTHS ENDED 31 DECEMBER 2018**

**o. Earnings per Share**

Basic earnings per share is calculated as net loss attributable to members of the Company, adjusted to exclude any costs of servicing equity (other than dividends), divided by the weighted average number of ordinary shares, adjusted for any bonus element.

Diluted earnings per share is calculated as net loss attributable to members of the Company, adjusted for:

- costs of servicing equity (other than dividends)
- the after tax effect of dividends and interest associated with dilutive potential ordinary shares that have been recognised as expenses; and
- other non-discretionary changes in revenues or expenses during the period that would result from the dilution of potential ordinary shares;

Divided by the weighted average number of ordinary shares and dilutive potential ordinary shares, adjusted for any bonus element.

**p. Share-based payments**

*Equity settled transactions:*

Share-based payments to employees are measured at the fair value of the instruments issued and amortised over the vesting periods. Share-based payments to non-employees are measured at the fair value of goods or services received or the fair value of the equity instruments issued, if it is determined the fair value of the goods or services cannot be reliably measured, and are recorded at the date the goods or services are received. The corresponding amount is recorded to the option reserve. The fair value of options is determined using the Black-Scholes pricing model. The number of shares and options expected to vest is reviewed and adjusted at the end of each reporting period such that the amount recognised for services received as consideration for the equity instruments granted is based on the number of equity instruments that eventually vest.

**q. Going concern**

As disclosed in the financial statements, the Group recorded an operating loss of \$363,307 and a cash outflow from operating activities of \$451,299 for the six months ended 31 December 2018 and at balance date, had net current assets of \$1,662,787.

As the Group is in the exploration phase, and recognises no revenue streams, it continues to rely heavily on equity or debt raisings.

The Group's cash flow forecast for the next 12 months indicates that based upon current planned expenditure the Group will have a positive cash position and will not require additional capital raisings during the next 12 months.

**r. Changes in accounting policies and disclosure**

In the period ended 31 December 2018, the Group has reviewed all of the new and revised Standards and Interpretations issued by the AASB that are relevant to its operations and effective for the current annual reporting period. It has been determined by the Group that there is no impact, material or otherwise, of the new and revised Standards and Interpretations on its business and, therefore, no change is necessary to Group accounting policies.





**NOTES TO THE FINANCIAL STATEMENTS  
FOR THE SIX MONTHS ENDED 31 DECEMBER 2018**

**s. New Accounting Standards and Interpretations not yet mandatory or early adopted**

A number of new and revised standards became effective for the first time for annual periods beginning on or after 1 July 2018:

<b>New / revised pronouncement (Superseded pronouncements)</b>	<b>Nature of change</b>	<b>Likely impact on initial application</b>
AASB 16 <i>Leases</i> (Superseded: AASB 117 <i>Leases</i> Int. 4 <i>Determining whether an Arrangement contains a Lease</i> Int. 115 <i>Operating Leases—Lease Incentives</i> Int. 127 <i>Evaluating the Substance of Transactions Involving the Legal Form of a Lease</i> )	AASB 16: <ul style="list-style-type: none"> <li>⌋ replaces AASB 117 <i>Leases</i> and some lease-related Interpretations</li> <li>⌋ requires all leases to be accounted for 'on-balance sheet' by lessees, other than short-term and low value asset leases</li> <li>⌋ provides new guidance on the application of the definition of lease and on sale and lease back accounting</li> <li>⌋ largely retains the existing lessor accounting requirements in AASB 117</li> <li>⌋ requires new and different disclosures about leases</li> </ul>	The entity currently has only two office leases and has assessed that there is no material impact of these leases; as a result AASB 117 is not expected to have a material impact on the transactions and balances recognised in the financial statements when it is first adopted for the year ending 30 June 2020.  The standard will be assessed when new leasing agreements are being negotiated to ensure the impacts are known prior to any contract being signed.

There is no impact of new accounting standards and interpretations applied during the period.

**NOTE 2: PARENT INFORMATION**

The following information has been extracted from the books and records of the legal parent, being High Grade Metals Limited, and has been prepared in accordance with Accounting Standards.

	<b>31 Dec 2018</b>	<b>30 Jun 2018</b>
<b>STATEMENT OF FINANCIAL POSITION</b>	<b>\$</b>	<b>\$</b>
<b>ASSETS</b>		
Current assets	1,713,626	3,505,321
Non- Current assets	4,193,267	4,661,786
<b>TOTAL ASSETS</b>	<b>5,906,893</b>	<b>8,167,107</b>







**NOTES TO THE FINANCIAL STATEMENTS  
FOR THE SIX MONTHS ENDED 31 DECEMBER 2018**

	<b>31 Dec 2018</b>	<b>30 Jun 2018</b>
	<b>\$</b>	<b>\$</b>
<b>LIABILITIES</b>		
Current liabilities	135,232	76,165
<b>TOTAL LIABILITIES</b>	<b>135,232</b>	<b>76,165</b>
<b>EQUITY</b>		
Issued capital	102,552,496	102,552,496
Share option reserve	1,808,238	1,808,238
Accumulated losses	(98,589,073)	(96,269,792)
<b>TOTAL EQUITY</b>	<b>5,771,661</b>	<b>8,090,942</b>

**STATEMENT OF COMPREHENSIVE INCOME**

	<b>6 months ended 31 Dec 2018</b>	<b>12 months ended 30 Jun 2018</b>
	<b>\$</b>	<b>\$</b>
Loss for the period	(2,319,281)	(1,077,263)
Other comprehensive income for the period	-	-
<b>Total comprehensive loss for the period</b>	<b>(2,319,281)</b>	<b>(1,077,263)</b>

**Guarantees**

The Company has not entered into any guarantees, in the current or previous financial period, in relation to the debts of its subsidiaries.

**Contingent liabilities**

Details of contingent liabilities are set out in Note 18.

**Contractual commitments**

Details of contractual commitments are set out in Note 17.

At 31 December 2018, the Company had not entered into any contractual commitments for the acquisition of property, plant and equipment (June 2018: Nil).

**NOTE 3: INCOME**

	<b>Note</b>	<b>6 months ended 31 Dec 2018</b>	<b>12 months ended 30 Jun 2018</b>
		<b>\$</b>	<b>\$</b>
Interest income		13,376	13,401
Forgiveness of loan on reverse takeover		-	185,055
<b>Total income</b>		<b>13,376</b>	<b>198,456</b>





**NOTES TO THE FINANCIAL STATEMENTS  
FOR THE SIX MONTHS ENDED 31 DECEMBER 2018**

**NOTE 4: LOSS FOR THE PERIOD**

Loss from ordinary activities before income tax expenses has been arrived at after charging the following items:

	<b>6 months ended 31 Dec 2018</b>	<b>12 months ended 30 Jun 2018</b>
<b>Corporate expenses</b>	<b>\$</b>	<b>\$</b>
ASX & ASIC	19,760	65,132
Accounting and company secretarial fees	22,755	24,389
Audit fees	19,577	60,060
Consulting fees	15,000	102,059
Director fees	162,432	71,195
Superannuation expense	3,365	2,195
Legal fees	56,991	405,877
Marketing and travel expenses	31,997	99,744
Share registry fees	10,865	18,117
	<u>342,742</u>	<u>848,768</u>

**NOTE 5: INCOME TAX**

A reconciliation between tax revenue and the product of accounting loss before income tax multiplied by the Group's applicable income tax rate is as follows:

	<b>6 months ended 31 Dec 2018</b>	<b>12 months ended 30 Jun 2018</b>
	<b>\$</b>	<b>\$</b>
Accounting loss before tax from continuing operations	(363,307)	(4,159,298)
At the parent entity's statutory income tax rate of 27.5% (2018: 30%)	(99,910)	(1,247,789)
- Non-deductible expenses	-	1,012,468
- Deductible equity raising costs	-	(72,352)
- Unused tax losses and temporary differences not recognised as deferred tax assets	99,910	307,673
Income tax attributable to entity	<u>-</u>	<u>-</u>





**NOTES TO THE FINANCIAL STATEMENTS  
FOR THE SIX MONTHS ENDED 31 DECEMBER 2018**

Deferred tax not brought to accounts, the benefits of which will only be realised if the conditions for deductibility set out in Note 1(b) occur:

	<b>6 months ended 31 Dec 2018</b>	<b>12 months ended 30 Jun 2018</b>
	<b>\$</b>	<b>\$</b>
Losses available for offset against future tax liabilities (at 27.5%)	5,229,040	5,129,130
Deductible temporary differences	13,995	26,143
	<u>5,243,035</u>	<u>5,155,273</u>

The Group has based its workings on the current 27.5% tax rate, on the basis that the Group has future taxable profits it is likely that the Group will not be a Small Business Entity (SBE) and therefore the tax rate applicable will be 27.5%.

The Continuity of Ownership Test (COT), or failing that, the Same Business Test, has not been considered to determine whether tax losses can be carried forward as at 31 December 2018. The recovery of the losses is subject to satisfaction of the tax loss recoupment rules.

**NOTE 6: EARNINGS PER SHARE**

	<b>6 months ended 31 Dec 2018</b>	<b>12 months ended 30 Jun 2018</b>
	<b>\$</b>	<b>\$</b>
<b>Earnings used in the calculation of EPS</b>		
Loss for the period	<u>(363,307)</u>	<u>(4,159,298)</u>
 Weighted average number of ordinary shares used as the denominator in calculating basic EPS	 <b>Number</b> <u>452,937,867</u>	 <b>Number</b> <u>212,987,111</u>

The Company's 100,500,000 options on issue (refer to Note 15 for further details) are not considered dilutive and accordingly basic loss per share is the same as diluted loss per share.

**NOTE 7: KEY MANAGEMENT PERSONNEL (KMP) COMPENSATION**

Refer to the Remuneration Report contained in the Directors' Report for details of the remuneration paid or payable to each member of the Group's key management personnel for the six months ended 31 December 2018. The totals of remuneration attributable to KMP of the Group during the period are as follows:





**NOTES TO THE FINANCIAL STATEMENTS  
FOR THE SIX MONTHS ENDED 31 DECEMBER 2018**

	<b>6 months ended 31 Dec 2018</b>	<b>12 months ended 30 Jun 2018</b>
	<b>\$</b>	<b>\$</b>
Short-term employee benefits	165,797	73,390
Shore term employee benefits capitalised as exploration expenditure	76,929	45,556
Share-based payments	-	-
<b>Total KMP compensation</b>	<b>242,726</b>	<b>118,946</b>

**NOTE 8: CASH AND CASH EQUIVALENTS**

	<b>31 Dec 2018</b>	<b>30 Jun 2018</b>
	<b>\$</b>	<b>\$</b>
Cash at bank	1,802,663	3,569,479
	<b>1,802,663</b>	<b>3,569,479</b>

**NOTE 9: TRADE AND OTHER RECEIVABLES**

	<b>31 Dec 2018</b>	<b>30 Jun 2018</b>
	<b>\$</b>	<b>\$</b>
GST and VAT receivable	95,374	56,101
	<b>95,374</b>	<b>56,101</b>

As all amounts are short-term, the net carrying value is considered to be a reasonable approximation of fair value.

**NOTE 10: OTHER ASSETS**

	<b>31 Dec 2018</b>	<b>30 Jun 2018</b>
	<b>\$</b>	<b>\$</b>
Exploration deposits	120,517	-
Prepayments	18,187	14,489
	<b>138,704</b>	<b>14,489</b>





**NOTES TO THE FINANCIAL STATEMENTS  
FOR THE SIX MONTHS ENDED 31 DECEMBER 2018**

**NOTE 11: ASSETS HELD FOR SALE**

	<b>31 Dec 2018</b>	<b>30 Jun 2018</b>
<b>Current Assets: exploration assets held for sale</b>	<b>\$</b>	<b>\$</b>
Balance at beginning of period	147,868	-
Exploration and evaluation expenditure incurred	8,043	-
Exploration and evaluation assets transferred to be held for sale at carrying value (Note 12)	-	147,868
	<u>155,911</u>	<u>147,868</u>

On 21 August 2018, the Group announced that it has agreed to sell its non-core Victory Bore vanadium project to ASX listed Surefire Resource NL ("SRN") for:

- ⌋ \$500,000 in cash of which \$50,000 has been received to date;
- ⌋ 62,500,000 SRN shares (escrowed for six months);
- ⌋ \$650,000 in cash consideration within 60 days of SRN announcing a PFS for the project with an IR of over 20%; and
- ⌋ \$650,000 in cash consideration within 60 days of SRN announcing a decision to mine.

The sale is subject to certain conditions and it has been extended and is expected to be completed on or before 18 April 2019.

**NOTE 12: EXPLORATION AND EVALUATION EXPENDITURE**

	<b>31 Dec 2018</b>	<b>30 Jun 2018</b>
<b>Non-current assets: exploration assets</b>	<b>\$</b>	<b>\$</b>
Balance at beginning of the period	2,637,518	-
Exploration and evaluation acquired in reverse takeover (Note 14)	-	137,222
Acquisition of exploration assets	-	1,782,503
Foreign exchange	33,578	11,887
Asset held for sale (Note 11)	-	(147,868)
Exploration and evaluation expenditure incurred	<u>1,437,778</u>	<u>853,774</u>
Balance at end of period	<u>4,108,874</u>	<u>2,637,518</u>

The value of the Group's interest in exploration expenditure is dependent upon:

- ⌋ the continuance of the Group's rights to tenure of the areas of interest;
- ⌋ the results of future exploration; and
- ⌋ the recoupment of costs through successful development and exploitation of the areas of interest, or alternatively, by their sale.





**NOTES TO THE FINANCIAL STATEMENTS  
FOR THE SIX MONTHS ENDED 31 DECEMBER 2018**

**NOTE 13: TRADE AND OTHER PAYABLES**

	<b>31 Dec 2018</b>	<b>30 Jun 2018</b>
	<b>\$</b>	<b>\$</b>
Trade payables	242,085	83,150
Sundry payables and accrued expenses	287,780	238,659
	<u>529,865</u>	<u>321,809</u>

Trade payables are non-interest bearing and have normal trade terms of 30 days or less.

**NOTE 14: ACQUISITION**

**Prior year**

On 26 February 2018, the Company, formerly named Quest Minerals Limited, completed the 100% acquisition of Austrian Projects Corporation Pty Ltd (referred to as “APC”). As a result of this acquisition Quest Minerals Limited changed its name to High Grade Metals Limited. The acquisition of APC resulted in the Shareholders of APC obtaining control of the merged entity. In addition, the Board of Directors of the merged entity was restructured such that two of the four directors comprise of APC nominees. Mr Torey Marshall, a nominee of APC serves as the only executive director, Managing Director and Chief Executive Officer; and the APC management team has assumed responsibility of the management of the merged entity. Consequently, the acquisition has been accounted for with reference to the guidance for reverse acquisitions as set out in Australian Accounting Standards (“AASB”) 3 “*Business Combinations*”.

The application of the reverse acquisition guidance contained within AASB 3 has resulted in High Grade Metals Limited (the legal parent) being accounted for as the acquiree and APC (the legal subsidiary) being accounted for as the acquirer in the combination.

At the time of the Company’s acquisition of APC, its operations did not fall within the scope of a ‘business’ under AASB 3. Consequently, the acquisition did not meet the definition of a ‘business combination’ under AASB 3, and the principles of AASB 3 could not be applied in their entirety.

Instead, the acquisition has been accounted for as a share-based payment transaction using the principles set out in AASB 2 “*Share-based Payments*” whereby APC is deemed to have issued shares in exchange for the net assets and lasting status of High Grade Metals Limited. In accordance with AASB 2, the difference between the fair value of the deemed consideration paid by High Grade Metals Limited and the fair value of the identifiable assets of APC, is required to be recognised as an expense. Consequently, an expense of \$3,467,395 has been recognised in the prior period, as set out below.

**Acquisition consideration**

As consideration for the acquisition of 100% of the issued APC securities, High Grade Metals Limited issued the following:

- (a) 186 million consideration shares;
- (b) 65 million consideration options;
- (c) 120 million Class A performance shares; and
- (d) 120 million Class B performance shares







**NOTES TO THE FINANCIAL STATEMENTS  
FOR THE SIX MONTHS ENDED 31 DECEMBER 2018**

**Deemed purchase consideration**

The deemed acquisition costs for obtaining control over High Grade Metals Limited were calculated at fair value in accordance with AASB 13 “*Fair Value Measurement*” - *Fair Value Hierarchy*. The agreed acquisition price per share of High Grade Metals Limited is more reliable. The deemed acquisition costs is, therefore, \$4,083,136 (116,937,867 of High Grade Metals Limited shares at \$0.03 per share and its existing 32,500,000 options).

	<b>30 Jun 2018</b>
	<b>Fair Value</b>
	<b>\$</b>
<b>Fair value of securities transferred</b>	<b>4,083,136</b>
Fair value of net identifiable assets held at acquisition date	
Cash and cash equivalents	843,508
Trade and other receivables	246,847
Exploration assets (Note 12)	137,222
Trade and other payables	(611,836)
<b>Total fair value of identifiable net assets</b>	<b>615,741</b>
<b>Excess consideration arising on reverse acquisition</b>	<b>3,467,395</b>

Costs of \$387,722 relating to the acquisition were incurred by High Grade Metals Limited prior to the acquisition.

The net cash inflow arising as a result of the reverse acquisition was \$843,508 being the cash on hand held by High Grade Metals Limited at the time of acquisition.

**NOTE 15: ISSUED CAPITAL**

	<b>31 Dec 2018</b>	<b>30 Jun 2018</b>
	<b>\$</b>	<b>\$</b>
<b>Issued share capital</b>		
452,937,867 fully paid ordinary shares		
(2018:452,937,867)	10,184,747	10,184,747
	10,184,747	10,187,747





**NOTES TO THE FINANCIAL STATEMENTS  
FOR THE SIX MONTHS ENDED 31 DECEMBER 2018**

<b>a. Ordinary shares</b>	<b>31 Dec 2018 Number</b>	<b>30 Jun 2018 Number</b>	<b>31 Dec 2018 \$</b>	<b>30 Jun 2018 \$</b>
At the beginning of the reporting period	452,937,867	116,937,867	10,184,747	-
Shares of APC at the date of acquisition	-	186,000,000	-	1,971,000
Shares issued during the prior year:				
- 26 February 2018 public offer at \$0.03 per share	-	150,000,000	-	4,500,000
- 26 February 2018 vendor shares to acquire APC	-	186,000,000	-	4,083,136
Capital raising costs	-	-	-	(369,389)
Reverse acquisition	-	(186,000,000)	-	-
At the end of the reporting period	<u>452,937,867</u>	<u>452,937,867</u>	<u>10,184,747</u>	<u>10,184,747</u>

**Terms and conditions of contributed equity – ordinary shares**

Ordinary shares have the right to receive dividends as declared and, in the event of winding up the company, to participate in the proceeds from the sale of all surplus assets in proportion to the number of and amounts paid upon shares held. Ordinary shares entitle their holder to one vote, either in person or by proxy, at a meeting of the company. The shares do not have a par value.

**b. Reserves**

	<b>31 Dec 2018 \$</b>	<b>30 Jun 2018 \$</b>
Option reserve (Note c)	85,173	85,173
Performance Shares (Note c)	-	-
Foreign exchange reserve on the conversion of subsidiary undertakings	24,346	(6,976)
Total	<u>109,519</u>	<u>78,197</u>

**c. Share Option reserve**

	<b>31 Dec 2018 \$</b>	<b>30 Jun 2018 \$</b>
Opening balance	85,173	-
Reverse acquisition 28 February 2018 <sup>(1)</sup>	-	23,835
Issue of 500,000 options on 19 March 2018 <sup>(2)</sup>	-	11,083
Issue of 2,500,000 options on 5 June 2018 <sup>(3)</sup>	-	50,255
Total	<u>85,173</u>	<u>85,173</u>

On 26 February 2018, as consideration for the acquisition of 100% of the issued APC securities, High Grade Metals Limited issued 65,000,000 options and 240,000,000 performances shares in two classes, as set out below, subject to specified performance hurdles being met, expiring 5 years from the date of issue. Refer to Note 14: Acquisition note on deemed consideration computation.





**NOTES TO THE FINANCIAL STATEMENTS  
FOR THE SIX MONTHS ENDED 31 DECEMBER 2018**

- (1) On 19 March 2018 3,500,000 options were issued, of which 3,000,000 lapsed on 5 June 2018. The remaining 500,000 options have a fair value of \$0.022 per option. The Company have calculated the fair value using the Black-Scholes option pricing model, (refer to note 22: Share-based payments).
- (2) On 5 June 2018 2,500,000 options have a fair value of \$0.020 per option. The Company have calculated the fair value using the Black-Scholes option pricing model (refer to Note 21: Share-based payments).

**Options on issue:**

	<b>31 Dec 2018</b>		<b>30 Jun 2018</b>	
	<b>Weighted average exercise Price</b>		<b>Weighted average exercise Price</b>	
	<b>No.</b>	<b>\$</b>	<b>No.</b>	<b>\$</b>
Outstanding at the beginning of the period	100,500,000	0.0008	32,500,000	0.0537
Granted during the period	-	-	71,000,000	0.1709
Forfeited during the period	(500,000)-	(0.0031)	(3,000,000)	(0.0031)
Acquisition of APC (Note 14)	-	-	-	(0.2215)
Outstanding at the end of the period	100,000,000	0.0008	100,500,000	0.0008

At 31 December 2018, the Group has 100,000,000 (30 June 2018: 100,500,000, 30 June 2017: 32,500,000) options on issue, the terms and details are set out below:

<b>Exercise price</b>	<b>\$0.12</b>	<b>\$0.03</b>	<b>\$0.03</b>	<b>\$0.03</b>
<b>Expiry date</b>	<b>30 Sept 2020</b>	<b>30 Sept 2020</b>	<b>30 Sept 2020</b>	<b>30 Sept 2020</b>
<b>Escrow restriction</b>	<b>-</b>	<b>7 Mar 2020</b>	<b>26 Feb 2019</b>	<b>-</b>
	<b>No</b>	<b>No</b>	<b>No.</b>	<b>No.</b>
At 1 July 2017	-	-	-	32,500,000
Options issued during the year:	-	-	-	-
- 26 February 2018	-	61,350,000	3,650,000	-
- 19 March 2018 <sup>(1)</sup>	3,500,000	-	-	-
- 5 June 2018 <sup>(2)</sup>	2,500,000	-	-	-
Options forfeited <sup>(1)</sup>	(3,000,000)	-	-	-
At 30 June 2018	3,000,000	61,350,000	3,650,000	32,500,000
At 1 July 2018	3,000,000	61,350,000	3,650,000	32,500,000
Options issued during the period	-	-	-	-
Options forfeited <sup>(1)</sup>	(500,000)	-	-	-
31 December 2018	2,500,000	61,350,000	3,650,000	32,500,000





**NOTES TO THE FINANCIAL STATEMENTS  
FOR THE SIX MONTHS ENDED 31 DECEMBER 2018**

The options are convertible into fully paid ordinary shares. No options expired or were exercised during the period ended 31 December 2018.

- (1) On 19 March 2018 3,500,000 options were issued to consultants for nil consideration, on 5 June 2018 3,000,000 of these options lapsed due to vesting conditions not being met. During the period the remaining 500,000 options lapsed due to vesting conditions not being met. The vesting conditions are 12 months of continuous service.
- (2) On 5 June 2018 2,500,000 options were issued to consultants for nil consideration. The vesting conditions are 12 months of continuous service.

**Performance Shares**

On 26 February 2018, as consideration for the acquisition of 100% of the issued APC securities, High Grade Metals Limited issued 240,000,000 performances shares in two classes, as set out below, subject to specified performance hurdles being met, expiring 5 years from the date of issue. Refer to Note 14: Acquisition note on deemed consideration computation.

The number of Performance Shares issued during the financial period is as follows:

**31 December 2018**

	<b>Balance at 1 Jul 2018</b>	<b>Issued 26 Feb 2018 (Note 14)</b>	<b>Lapsed during the period</b>	<b>Expired during the period</b>	<b>Balance at 31 Dec 2018</b>
Class A	120,000,000	-	-	-	<b>120,000,000</b>
Class B	120,000,000	-	-	-	<b>120,000,000</b>
	<b>240,000,000</b>	-	-	-	<b>240,000,000</b>

**30 June 2018**

	<b>Balance at 1 Jul 2017</b>	<b>Issued 26 Feb 2018 (Note 14)</b>	<b>Lapsed during the period</b>	<b>Expired during the period</b>	<b>Balance at 30 Jun 2018</b>
Class A	-	120,000,000	-	-	<b>120,000,00</b>
Class B	-	120,000,000	-	-	<b>120,000,000</b>
	-	<b>240,000,000</b>	-	-	<b>240,000,000</b>

The following Performance Shares are escrowed:

- ⌋ 36,000,000 Class A escrowed until 26 February 2019 (released 27 February 2019):
- ⌋ 18,666,666 Class B escrowed until 26 February 2019 (released 27 February 2019):
- ⌋ 84,000,000 Class A escrowed until 7 March 2020: and
- ⌋ 101,333,334 Class B escrowed until 7 March 2020.





**NOTES TO THE FINANCIAL STATEMENTS  
FOR THE SIX MONTHS ENDED 31 DECEMBER 2018**

**Terms and conditions of Class A Performance Shares**

The Class A Performance Shares were issued on 26 February 2018.

Each Class A Performance Share will convert into an Ordinary Fully Paid Share on a one-for-one basis, upon the delineation of a JORC-compliant Mineral Resource estimate of at least Inferred category (as defined in the JORC Code) of a minimum of 500,000 ounces of gold or gold equivalent (in accordance with clause 50 of the JORC Code) at an average grade of at least 8 grams per tonne (Class A Milestone).

The Class A Milestone must be determined to have been achieved, or not achieved, by no later than 5.00pm on the date that is one month after the Expiry Date, being 25 February 2023. The Class A Milestone has not been achieved as at 31 December 2018 or at the date of this report.

**Terms and conditions of Class B Performance Shares**

The Class B Performance Shares were issued on 26 February 2018.

Each Class B Performance Share will convert into an Ordinary Fully Paid Share on a one-for-one basis, upon completion of a positive Scoping Study (as defined in the JORC Code) in relation to any one or more Austrian Cobalt project by an independent third-party expert which evidences an internal rate of return greater than 20% (using publicly available industry assumptions including deliverable spot commodity/mineral prices which are independently verifiable), provided that the total cumulative EBITDA over the life of the relevant Austrian Cobalt project is over \$US50,000,000, and provided that (while the Company remains listed on the ASX) the Scoping Study is released as an announcement on the ASX Announcements Platform and is not required by reason of regulatory intervention by ASX or ASIC to be retracted within a period of one month from the date of its release (Class B Milestone).

The Class B Milestone must be determined to have been achieved or not achieved by no later than 5.00pm on the date that is one month after the Expiry Date, being 25 February 2023. The Class B Milestone has not been achieved as at 31 December 2018 or the date of this report.

**d. Capital management policy**

The Group's objective when managing capital is to safeguard the Group's ability to continue as a going concern, so as to maintain a capital base sufficient to maintain future exploration and development of its projects. In order to maintain or adjust the capital structure, the Group may return capital to shareholders, issue new shares or sell assets to reduce debt. The Group's focus has been to raise sufficient funds through equity to fund its activities. The Group monitors capital on the basis of the gearing ratio.

There were no changes in the Group's approach to capital management during the period. Risk management policies and procedures are established with regular monitoring and reporting.

The Group is not subject to externally imposed capital requirements.







**NOTES TO THE FINANCIAL STATEMENTS  
FOR THE SIX MONTHS ENDED 31 DECEMBER 2018**

**NOTE 16: CONTROLLED ENTITIES**

Controlled entities consolidated Subsidiaries of High Grade Metals Limited	Country of incorporation	Principal Activity	Percentage owned (%)	
			31 Dec 2018	30 Jun 2018
<b>Direct</b>				
Acacia Mining Pty Ltd	Australia	Vanadium project	100	100
Austrian Projects Corporation Pty Ltd <sup>(1)</sup>	Australia	Intermediate parent	100	100
APC Cobalt GmbH <sup>(2)</sup>	Austria	Cobalt projects	100	100
APC Gold GmbH <sup>(3)</sup>	Austria	Intermediate parent	100	100
Eurocan Mining GmbH <sup>(4)</sup>	Austria	Gold projects	100	100

- (1) Austrian Projects Corporation Pty Ltd (“APC”) was incorporated on 24 October 2017 and acquired by High Grade Metals Limited on 26 February 2018.
- (2) APC Cobalt GmbH is a 100% subsidiary of APC. It was incorporated on 24 October 2017 and acquired by High Grade Metals Limited on 26 February 2018 as part of the APC acquisition.
- (3) APC Gold GmbH is a 100% subsidiary of APC. It was incorporated on 24 October 2017 and acquired by High Grade Metals Limited on 26 February 2018 as part of the APC acquisition.
- (4) Eurocan Mining GmbH is a 100% subsidiary of APC Gold GmbH. It was acquired by APC Gold GmbH on 11 December 2017.

**NOTE 17: CONTRACTUAL AND LEASING COMMITMENTS**

**Exploration expenditure commitments**

The Austrian Exploration Permits have no minimum annual expenditure requirement (June 2018: \$Nil), the Group must submit annual reports on its exploration activities to the Austrian Mining Authority. Having performed the work in one Exploration Permit is sufficient for the extension of up to 100 Exploration Permits forming part of a contiguous exploration area made up of overlapping exploration permits.

The Group has entered into an agreement to sell the Acacia Victory Bore licence in Western Australia; therefore it has been reclassified as asset held for sale at 31 December 2018 and 30 June 2018. Refer to Note 23: Events after reporting period for details.

**NOTE 18: CONTINGENT LIABILITIES**

The Directors are not aware of any contingent liabilities as at the date of the financial statements.

**NOTE 19: OPERATING SEGMENT**

Information reported to the chief operating decision maker for the purposes of resource allocation and assessment of segment performance focuses on geographical location. The Group's reportable segments under AASB 8 are therefore as follows:

- ) Australia Vanadium
- ) Austria Gold





**NOTES TO THE FINANCIAL STATEMENTS  
FOR THE SIX MONTHS ENDED 31 DECEMBER 2018**

) Austria Cobalt

**Accounting Policies**

Segment revenues and expenses are those directly attributable to the segments. Segment assets include all assets used by a segment and consist principally of cash, receivables, exploration and evaluation expenditure. While most such assets can be directly attributed to individual segments, the carrying amount of certain assets used jointly by two or more segments is allocated to the segments on a reasonable basis. Segment liabilities consist principally of payables and accrued expenses. Segment assets and liabilities do not include deferred income taxes.

**Intersegment Transfers**

Segment revenues, expenses and results include transfers between segments. The prices charged on intersegment transactions are the same as those charged for similar goods to parties outside of the Company at an arm's length. These transfers are eliminated on consolidation. At 30 June 2018 there were no such intersegment transfers.

The following is an analysis of the Group's revenue and results from continuing operations by reportable segment.

<b>31 December 2018</b>	<b>Australia Vanadium Projects \$</b>	<b>Austria Gold Projects \$</b>	<b>Austria Cobalt Projects \$</b>	<b>Australia Corporate \$</b>	<b>Total \$</b>
Revenue from external sources					
Interest revenue	-	-	-	13,376	<b>13,376</b>
Total Group Revenue	-	-	-	13,376	<b>13,376</b>
Segment loss	-	-	-	(376,683)	<b>(376,683)</b>
Total Group profit/(loss)	-	-		(363,307)	<b>(363,307)</b>
Segmental current assets	155,911	123,683	77,688	32,707	<b>389,989</b>
Segment non-current assets	-	2,257,711	1,851,163	-	<b>4,108,874</b>
Segment assets	<b>155,911</b>	<b>2,381,394</b>	<b>1,928,851</b>	<b>32,707</b>	<b>4,498,863</b>
Cash and receivables		23,256	43,005	1,736,402	<b>1,802,663</b>
Total Group assets	<b>155,911</b>	<b>2,404,650</b>	<b>1,971,856</b>	<b>1,769,109</b>	<b>6,301,526</b>
Segment liabilities	(50,000)	(209,346)	(115,817)	-	<b>(375,163)</b>
Corporate trade payables			-	(154,702)	<b>(154,702)</b>
Total Group liabilities	<b>(50,000)</b>	<b>(209,346)</b>	<b>(115,817)</b>	<b>(154,702)</b>	<b>(529,865)</b>
Total Group equity	<b>105,911</b>	<b>2,195,304</b>	<b>1,856,039</b>	<b>1,614,407</b>	<b>5,771,661</b>





**NOTES TO THE FINANCIAL STATEMENTS  
FOR THE SIX MONTHS ENDED 31 DECEMBER 2018**

	<b>Australia Vanadium Projects \$</b>	<b>Austria Gold Projects \$</b>	<b>Austria Cobalt Projects \$</b>	<b>Australia Corporate \$</b>	<b>Total \$</b>
<b>30 June 2018</b>					
Revenue from external sources					
Interest revenue	-	-	-	13,401	<b>13,401</b>
Total Group Revenue	-	-	-	13,401	<b>13,401</b>
Segment loss	-	(75,543)	(37,350)	-	<b>(112,893)</b>
Corporate charges	-	-	-	(4,059,806)	<b>(4,059,806)</b>
Total Group loss	-	(75,543)	(37,350)	(4,046,405)	<b>(4,159,298)</b>
Segmental current assets	152,792	25,871	39,795	-	<b>218,458</b>
Segment non-current assets	-	1,484,109	1,159,291	-	<b>2,643,400</b>
Segment assets	152,792	1,509,980	1,199,086	-	<b>2,861,858</b>
Cash and receivables	-	-	-	3,563,597	<b>3,563,597</b>
Total Group assets	152,792	1,504,098	1,199,086	3,563,597	<b>6,425,455</b>
Segment liabilities	-	120,062	167,433	-	<b>287,495</b>
Corporate trade payables	-	-	-	34,314	<b>34,314</b>
Total Group liabilities	-	120,062	167,433	34,314	<b>321,809</b>

**NOTE 20: CASH FLOW INFORMATION**

	<b>6 months ended 31 Dec 2018 \$</b>	<b>12 months ended 30 Jun 2018 \$</b>
--	--	---

**a. Reconciliation of cash**

Cash at end of financial period as shown in the cash flow statement is reconciled to items in the balance sheet as follows:

Cash and cash equivalents	<u>1,802,663</u>	<u>3,569,479</u>
---------------------------	------------------	------------------





**NOTES TO THE FINANCIAL STATEMENTS  
FOR THE SIX MONTHS ENDED 31 DECEMBER 2018**

	<b>6 months ended 31 Dec 2018</b>	<b>12 months ended 30 Jun 2018</b>
	<b>\$</b>	<b>\$</b>
<b>b. Reconciliation with operating loss</b>		
Reconciliation of cash flows from operations with operating loss after income tax is set out as follows:		
Operating loss after income tax	(363,307)	(4,159,298)
Non-cash flows included in loss:		
- Loan forgiven on reverse acquisition	-	(185,055)
- Share based payments: ASX listing fees and reverse takeover costs (Note 14)	-	3,467,395
Changes in assets and liabilities:		
- Decrease in receivables	(40,653)	36,203
- (Increase) in prepayments	(4,007)	(4,176)
- (Decrease)/Increase in creditors and accruals	(43,332)	231,617
Net cash used in operating activities	<u>(451,299)</u>	<u>(613,314)</u>

**c. Non-cash operating activities**

During the financial period ended 31 December 2018 there are no non-cash operating activities. In the prior year ended 30 June 2018, the Company issued 186,000,000 shares as part of the Acquisition, refer to Note 14 for further details.

**d. Non-cash financing activities**

During the financial period ended 31 December 2018 and 30 June 2018, there are no non-cash financing activities

**NOTE 21: SHARE-BASED PAYMENTS**

The following share based payments were in existence during the period:

	<b>6 months ended 31 Dec 2018</b>	<b>12 months ended 30 Jun 2018</b>
	<b>\$</b>	<b>\$</b>
Share consideration of the Acquisition of APC <sup>(1)</sup>	-	4,083,136
500,000 Options issued to a consultant <sup>(2)</sup>	-	11,083
2,500,000 Options issued to a consultant <sup>(2)</sup>	-	50,254
Total	<u>-</u>	<u>4,144,473</u>

(1) Refer to acquisition note 14 for further details.





**NOTES TO THE FINANCIAL STATEMENTS  
FOR THE SIX MONTHS ENDED 31 DECEMBER 2018**

- (2) The option value in the prior period was calculated using the Black-Scholes option pricing model applying the following inputs:

<b>Options issued</b>	<b>3,500,000</b>	<b>2,500,000</b>
<b>Options forfeited</b>	<b>3,000,000</b>	<b>-</b>
Share price	\$0.054	\$0.053
Grant date	19 March 2018	5 June 2018
Exercise price	\$0.12	\$0.12
Expected volatility	100%	100%
Risk-free interest rate	1.9%	1.9%
Annualised time to expiry	2.54	2.32

**NOTE 22: RELATED PARTY TRANSACTIONS**

**Key management personnel**

Details relating to key management personnel are included in the Remuneration Report and Note 7.

At period end the following remuneration was payable:

- ) Mr S Francis \$27,888 (June 2018: \$nil) and
- ) Mr H Lock \$3,000 (June 2018 \$nil).

**Transactions with related parties**

Transactions between High Grade Metals Ltd and other entities in the wholly owned group during the period consisted of:

Loans advanced by High Grade Metals Ltd; and

Loans advanced to High Grade Metals Ltd.

Loans provided by the Company to wholly owned entities are made on an interest free basis and are repayable on demand.

All inter-entity transactions and balances are eliminated in the consolidated financial statements.

**Related party transactions**

There are no related party transactions.

**NOTE 23: EVENTS AFTER THE REPORTING PERIOD**

On 22 January 2018, the Group announced that it has extended the sale of its non-core Victory Bore vanadium to 18 April 2019, to provide the buyer Surefire Resources NL (ASX: SRN), with further time to meet condition and obtain ASX acceptance of documentation.

On 11 February 2019, Mr Torey Marshall resigned as CEO and Managing Director.







**NOTES TO THE FINANCIAL STATEMENTS  
FOR THE SIX MONTHS ENDED 31 DECEMBER 2018**

Mr Anthony Hall has been appointed as Executive Chairman on an interim basis whilst the Company commences a process to recruit a new CEO and Managing Director. Mr Hall will be paid AUD12,500 per month whilst in the role as interim Executive Chairman. Either party may terminate the arrangement giving 30 days' notice. Mr Hall will be issued 10 million options exercisable at 5 cents per share on or before 30 June 2022, subject to shareholder approval at the next convened shareholder meeting.

As part of the Board changes, the number of directors will also be reduced to three. Mr Simon Francis and Mr Hayden Locke have both resigned to facilitate this reduction in directors.

On 22 February 2019, the Company announced the relocation of the Austrian office and announced a modest Leogang Copper Cobalt Project drill program.

On 27 February 2019 the following shares were released from escrow:

- ) 40,000,000 ordinary shares
- ) 3,650,000 Unquoted options exercisable at \$0.03 and expiring 30 September 2020
- ) 36,000,000 Class A Performance Shares
- ) 18,666,666 Class B Performance Shares

No other matters or circumstances have arisen since the end of the financial period which significantly affected or may significantly affect the operations of the Group, the results of those operations, or the state of affairs of the Group in future financial periods.

**NOTE 24: AUDITORS' REMUNERATION**

	<b>6 months ended 31 Dec 2018</b>	<b>12 months ended 30 Jun 2018</b>
	<b>\$</b>	<b>\$</b>
Audit of accounts – BDO Audit (SA) Pty Ltd	19,577	-
Audit of accounts – Grant Thornton Audit Pty Ltd	-	60,060
	<u>19,577</u>	<u>60,060</u>

**NOTE 25: FINANCIAL RISK MANAGEMENT**

This note presents information about the Group's exposure to credit, liquidity and market risks, its objectives, policies and processes for measuring and managing risk and the management of capital.

The Group does not use any form of derivatives as it is not at a level of exposure that requires the use of derivatives to hedge its exposure. Exposure limits are reviewed by management on a continuous basis. The Group does not enter into or trade financial instruments, including derivative financial instruments, for speculative purposes.

The Board of Directors of the Company has overall responsibility for the establishment and oversight of the risk management framework. Management monitors and manages the financial risks relating to the operations of the Company and the Group through regular reviews of the risks.

The totals for each category of financial instruments, measured in accordance with AASB 9, as detailed in the accounting policies to these financial statements, are as follows:





**NOTES TO THE FINANCIAL STATEMENTS  
FOR THE SIX MONTHS ENDED 31 DECEMBER 2018**

<b>Categories of financial instruments</b>	<b>Note</b>	<b>31 Dec 2018</b>	<b>30 Jun 2018</b>
		<b>\$</b>	<b>\$</b>
<b>Financial assets</b>			
Cash and cash equivalents	8	1,802,663	3,569,479
Receivables	9	95,374	56,101
		<u>1,898,037</u>	<u>3,625,580</u>
<b>Financial liabilities</b>			
Payables	13	529,865	321,809
		<u>529,865</u>	<u>321,809</u>

**a. General objectives, policies and processes**

In common with all other businesses, the Group is exposed to risks that arise from its use of financial instruments. This note describes the Group's objectives, policies and processes for managing those risks and the methods used to measure them. Further quantitative information in respect of these risks is presented throughout these financial statements.

The principal financial instruments from which financial instrument risk arises:

- trade and other receivables
- cash at bank
- trade and other payables
- borrowings

The Board has overall responsibility for the determination of the Group's risk management objectives and policies and, whilst retaining ultimate responsibility for them, it has delegated the authority for designing and operating processes that ensure effective implementation of the objectives and policies to the Group's finance function.

The Group's risk management policies and objectives are therefore designed to minimise the potential impact of these risks on the results of the Group where such impacts may be material.

**Specific financial risk exposures and management**

The main risks the Group is exposed to through its financial instruments are credit risk, liquidity risk and market risk consisting of interest rate risk, foreign currency risk and other price risk (commodity and equity price risk). There have been no substantive changes in the types of risks the Group is exposed to, how these risks arise, or the Board's objectives, policies and processes for managing or measuring the risks from the previous period.

**b. Credit risks**

Exposure to credit risk relating to financial assets arises from the potential non-performance by counter parties of the contract obligations that could lead to a financial loss to the Group. There is no material amount of collateral held as security at 31 December 2018.

*Cash and cash equivalents*

The Group limits its exposure to credit risk by only depositing cash at banks or financial institutions that have an acceptable credit rating.

*Trade and other receivables*

As the Group operates primarily in investment and exploration activities, it does not have trade receivables and therefore is not exposed to credit risk in relation to trade receivables.





**NOTES TO THE FINANCIAL STATEMENTS  
FOR THE SIX MONTHS ENDED 31 DECEMBER 2018**

The Group, where necessary, establishes an allowance for impairment that represents its estimate of incurred losses in respect of other receivables and investments. Management does not expect any counterparty to fail to meet its obligations.

*Exposure to credit risk*

The carrying amount of the group's financial assets represents the maximum credit exposure. The Group's maximum exposure to credit risk at balance date is as follows:

	<b>Note</b>	<b>31 Dec 2018</b>	<b>30 Jun 2018</b>
		<b>\$</b>	<b>\$</b>
Other receivables	9	95,374	56,101
		<u>95,374</u>	<u>56,101</u>

**c. Liquidity risk**

Liquidity risk is the risk that the Group will not be able to meet its financial obligations as they fall due. The Group's approach to managing liquidity is to ensure, as far as possible, that it will always have sufficient liquidity to meet its liabilities when due, under both normal and stressed conditions, without incurring unacceptable losses or risking damage to the Group's reputation.

The Group manages liquidity risk by maintaining adequate cash reserves from funds raised in the market and by continuously monitoring forecast and actual flows. The Group does not have any external borrowings.

The Group may need to raise additional capital in the next 12 months if forecast operational activities are completed earlier than anticipated. The decision on how the Group will raise future capital will depend on market conditions existing at that time.

The following are the contractual maturities of financial liabilities, including estimated interest payments and excluding the impact of netting agreements:

**Financial liability and financial asset maturity analysis**

<b>At 31 December 2018</b>	<b>Within 1 year</b>	<b>1 to 5 years</b>	<b>Over 5 years</b>	<b>Total</b>
	<b>\$</b>	<b>\$</b>	<b>\$</b>	<b>\$</b>
<b>Financial liabilities due for payment</b>				
Payables	529,865	-	-	529,865
<b>Total expected outflows</b>	<u>529,865</u>	<u>-</u>	<u>-</u>	<u>529,865</u>
<b>Financial assets – cash flows realisable</b>				
Cash and cash equivalents	1,802,663	-	-	1,802,663
Receivables	95,374	-	-	95,374
<b>Total anticipated inflows</b>	<u>1,898,037</u>	<u>-</u>	<u>-</u>	<u>1,898,037</u>
<b>Net inflow/(outflow) on financial instruments</b>	<u>1,368,172</u>	<u>-</u>	<u>-</u>	<u>1,368,172</u>





**NOTES TO THE FINANCIAL STATEMENTS  
FOR THE SIX MONTHS ENDED 31 DECEMBER 2018**

<b>At 30 June 2018</b>	<b>Within 1 year</b>	<b>1 to 5 years</b>	<b>Over 5 years</b>	<b>Total</b>
	<b>\$</b>	<b>\$</b>	<b>\$</b>	<b>\$</b>
<b>Financial liabilities due for payment</b>				
Payables	321,809	-	-	321,809
<b>Total expected outflows</b>	<b>321,809</b>	<b>-</b>	<b>-</b>	<b>321,809</b>
<b>Financial assets – cash flows realisable</b>				
Cash and cash equivalents	3,569,479	-	-	3,569,479
Receivables	56,101	-	-	56,101
<b>Total anticipated inflows</b>	<b>3,625,580</b>	<b>-</b>	<b>-</b>	<b>3,625,580</b>
<b>Net inflow/(outflow) on financial instruments</b>	<b>3,303,771</b>	<b>-</b>	<b>-</b>	<b>3,303,771</b>

**d. Market risk**

Market risk is the risk that changes in market prices, such as foreign exchange rates, interest rates and equity prices will affect the Group's income or the value of its holdings of financial instruments. The objective of market risk management is to manage and control market risk exposure within acceptable parameters, while optimising the return.

**i) Foreign exchange risk**

At balance date, the following cash, amounts receivable and amounts payable in foreign currency. The Group does not have any exposure to foreign currency risk.

	<b>31 Dec 2018</b>	<b>30 Jun 2018</b>
	<b>\$</b>	<b>\$</b>
<u>Euros</u>		
Cash held	234,399	81,857
Trade and other receivables	-	-
Trade and other payables	(113,152)	(402,712)
	<u>121,247</u>	<u>(320,855)</u>
<u>US Dollars</u>		
Cash held	<u>34,687</u>	<u>27,152</u>
	<u>34,687</u>	<u>27,152</u>

**ii) Interest rate risk**

The Group is exposed to interest rate risk (primarily on its cash and cash equivalents), which is the risk that a financial instrument's value will fluctuate as a result of changes in the market interest rates on interest-bearing financial instruments. The Group does not use derivatives to mitigate these exposures.

The Group adopts a policy of ensuring that as far as possible it maintains excess cash and cash equivalents on short term deposit at best available market interest rates.

**Profile**

At the reporting date the interest rate profile of the Group's interest-bearing financial instruments was:





**NOTES TO THE FINANCIAL STATEMENTS  
FOR THE SIX MONTHS ENDED 31 DECEMBER 2018**

	<b>Consolidated and Company carrying amount</b>	
	<b>31 Dec 2018</b>	<b>30 Jun 2018</b>
	<b>\$</b>	<b>\$</b>
<b>Variable rate instruments</b>		
Financial assets – cash and cash equivalents	1,802,663	3,569,479

***Fair value sensitivity analysis for variable rate instruments***

The Group does not account for any fixed rate financial assets and liabilities at fair value through profit or loss or through equity, therefore a change in interest rates at the reporting date would not affect profit or loss or equity.

***Cash flow sensitivity analysis for variable rate instruments***

The group has performed a sensitivity analysis relating to its exposure to interest rate risk at balance date. A change of 100 basis points in interest rates at the reporting date would have increased (decreased) equity and profit or loss by the amounts shown below. This analysis assumes that all other variables remain constant. The analysis is performed on the same basis for the prior period.

	<b>Profit or loss</b>		<b>Equity</b>	
	<b>100bp Increase</b>	<b>100bp decrease</b>	<b>100bp increase</b>	<b>100bp decrease</b>
	<b>\$</b>	<b>\$</b>	<b>\$</b>	<b>\$</b>
<b>31 December 2018</b>				
Variable rate instruments	18,067	(18,067)	18,067	(18,067)
<b>30 June 2018</b>				
Variable rate instruments	35,694	(35,694)	35,694	(35,694)

**e. Fair values**

Fair values of financial assets and liabilities are equivalent to carrying values due to their short term to maturity.







**High  
Grade  
Metals**

## **DIRECTORS' DECLARATION**

1. In the opinion of the Directors of High Grade Metals Limited ("the Company"):
  - (a) the financial statements and notes and the Remuneration disclosures that are contained in the Remuneration Report in the Director's Report, are in accordance with the *Corporations Act 2001*, including:
    - (i) giving a true and fair view of the Company's financial position as at 31 December 2018 and of its performance, for the six month financial period ended on that date; and
    - (ii) complying with Australian Accounting Standards (including the Australian Accounting Interpretations) and the Corporations Regulations 2001; and
    - (iii) complying with International Financial Reporting Standards as disclosed in Note 1; and
  - (b) there are reasonable grounds to believe that the Group will be able to pay its debts as and when they become due and payable.
2. The Directors have been given the declarations required by Section 295A of the Corporations Act 2001 from the Non-Executive Chairman and Chief Financial Officer for the six month financial period ended 31 December 2018.

Signed in accordance with a resolution of the Board of Directors:

Anthony Hall  
Executive Chairman  
Melbourne, 25 March 2019



## INDEPENDENT AUDITOR'S REPORT TO THE MEMBERS OF HIGH GRADE METALS LIMITED

### Report on the Audit of the Financial Report

#### Opinion

We have audited the financial report of High Grade Metals Limited (the Company) and its subsidiaries (the Group), which comprises the consolidated statement of financial position as at 31 December 2018, the consolidated statement of profit or loss and other comprehensive income, the consolidated statement of changes in equity and the consolidated statement of cash flows for the period then ended, and notes to the financial report, including a summary of significant accounting policies and the directors' declaration.

In our opinion the accompanying financial report of the Group, is in accordance with the *Corporations Act 2001*, including:

- (i) Giving a true and fair view of the Group's financial position as at 31 December 2018 and of its financial performance for the period ended on that date; and
- (ii) Complying with Australian Accounting Standards and the *Corporations Regulations 2001*.

#### Basis for opinion

We conducted our audit in accordance with Australian Auditing Standards. Our responsibilities under those standards are further described in the *Auditor's responsibilities for the audit of the Financial Report* section of our report. We are independent of the Group in accordance with the *Corporations Act 2001* and the ethical requirements of the Accounting Professional and Ethical Standards Board's APES 110 *Code of Ethics for Professional Accountants* (the Code) that are relevant to our audit of the financial report in Australia. We have also fulfilled our other ethical responsibilities in accordance with the Code.

We confirm that the independence declaration required by the *Corporations Act 2001*, which has been given to the directors of the Company, would be in the same terms if given to the directors as at the time of this auditor's report.

We believe that the audit evidence we have obtained is sufficient and appropriate to provide a basis for our opinion.

#### Key audit matters

Key audit matters are those matters that, in our professional judgement, were of most significance in our audit of the financial report of the current period. These matters were addressed in the context of our audit of the financial report as a whole, and in forming our opinion thereon, and we do not provide a separate opinion on these matters. In addition to the matter described in the *Material uncertainty related to going concern* section, we have determined the matters described below to be the key audit matters to be communicated in our report.

## Recoverability of exploration and evaluation assets

Key audit matter	How the matter was addressed in our audit
<p>As at 31 December 2018 the carrying value of Exploration and Evaluation Assets was \$4,108,874 as disclosed in note 12.</p> <p>The recoverability of the exploration and evaluation assets was considered a key audit matter due to:</p> <ul style="list-style-type: none"> <li>▶ The carrying value of exploration and evaluation expenditure represents a significant asset of the Group, we considered it necessary to assess whether the facts and circumstances existed to suggest that the carrying amount of this asset may exceed the recoverable amount; and</li> <li>▶ Determining whether impairment indicators exist involves significant judgement by management.</li> </ul>	<p>Our procedures included, but were not limited to:</p> <ul style="list-style-type: none"> <li>▶ Obtaining a schedule of the areas of interest held by the Group and assessing whether the right to tenure of those areas of interest remain current and in good standing at balance date;</li> <li>▶ Ensuring that the right to tenure of the areas of interest was current through confirmation of purchases with the relevant government departments or external legal counsel and continued exploration spend in the period to 31 December 2018;</li> <li>▶ Reviewing budgets and assessing assumptions made by the Group to ensure that substantive expenditure on further exploration for and evaluation of the mineral resources in the areas of interest were planned</li> <li>▶ Reviewing ASX announcements and minutes of directors meetings to ensure that the Group had not decided to discontinue activities in any of its areas of interest; and</li> <li>▶ Considering whether any facts or circumstances existed to suggest impairment testing was required;</li> </ul> <p>We also assessed the adequacy of the related disclosures in note 12 to the Financial Statements.</p>

## Other information

The directors are responsible for the other information. The other information comprises the information in the Group's annual report for the period ended 31 December 2018, but does not include the financial report and the auditor's report thereon.

Our opinion on the financial report does not cover the other information and we do not express any form of assurance conclusion thereon.

In connection with our audit of the financial report, our responsibility is to read the other information and, in doing so, consider whether the other information is materially inconsistent with the financial report or our knowledge obtained in the audit or otherwise appears to be materially misstated.

If, based on the work we have performed, we conclude that there is a material misstatement of this other information, we are required to report that fact. We have nothing to report in this regard.

## Responsibilities of the directors for the Financial Report

The directors of the Company are responsible for the preparation of the financial report that gives a true and fair view in accordance with Australian Accounting Standards and the *Corporations Act 2001* and for such internal control as the directors determine is necessary to enable the preparation of the financial report that gives a true and fair view and is free from material misstatement, whether due to fraud or error.



In preparing the financial report, the directors are responsible for assessing the ability of the group to continue as a going concern, disclosing, as applicable, matters related to going concern and using the going concern basis of accounting unless the directors either intend to liquidate the Group or to cease operations, or has no realistic alternative but to do so.

#### **Auditor's responsibilities for the audit of the Financial Report**

Our objectives are to obtain reasonable assurance about whether the financial report as a whole is free from material misstatement, whether due to fraud or error, and to issue an auditor's report that includes our opinion. Reasonable assurance is a high level of assurance, but is not a guarantee that an audit conducted in accordance with the Australian Auditing Standards will always detect a material misstatement when it exists. Misstatements can arise from fraud or error and are considered material if, individually or in the aggregate, they could reasonably be expected to influence the economic decisions of users taken on the basis of this financial report.

A further description of our responsibilities for the audit of the financial report is located at the Auditing and Assurance Standards Board website (<http://www.auasb.gov.au/Home.aspx>) at: [http://www.auasb.gov.au/auditors\\_responsibilities/ar1.pdf](http://www.auasb.gov.au/auditors_responsibilities/ar1.pdf)

This description forms part of our auditor's report.

#### **Report on the Remuneration Report**

##### **Opinion on the Remuneration Report**

We have audited the Remuneration Report included in pages 14 to 20 of the directors' report for the period ended 31 December 2018.

In our opinion, the Remuneration Report of High Grade Metals Limited, for the period ended 31 December 2018, complies with section 300A of the *Corporations Act 2001*.

##### **Responsibilities**

The directors of the Company are responsible for the preparation and presentation of the Remuneration Report in accordance with section 300A of the *Corporations Act 2001*. Our responsibility is to express an opinion on the Remuneration Report, based on our audit conducted in accordance with Australian Auditing Standards.

A stylized blue ink signature of the BDO firm, appearing as 'BDO' in a cursive, handwritten style.

**BDO Audit (SA) Pty Ltd**

A blue ink signature of G K Edwards, written in a cursive, handwritten style.

G K Edwards  
Director

Adelaide, 25 March 2019



## ASX INFORMATION

The following additional information is required by ASX Limited in respect of listed public companies and was applicable at 12 March 2019.

### 1. Shareholder and Option holder information

#### a. Number of Shareholders and Option Holders

##### *Shares*

As at 12 March 2019, there were 848 shareholders holding a total of 452,937,867 fully paid ordinary shares.

##### *Options*

As at 12 March 2019, there were 97,500,000 Unquoted Options exercisable at \$0.03 on or before 30 September 2020 held by 46 holders and 2,500,000 Unquoted Options exercisable at \$0.12 on or before 30 September 2020 held by 2 holders.

##### *Performance Shares*

At 12 March 2019, there were 120,000,000 Class A Performance Shares held by 18 holders and 120,000,000 Class B Performance Shares held by 24 holders.

#### b. Distribution of Equity Securities

Fully paid ordinary shares	Number (as at 12 March 2019)	
	Shareholders	Ordinary Shares
Category (size of holding)		
1 – 1,000	139	18,434
1,001 – 5,000	18	40,687
5,001 – 10,000	24	227,426
10,001 – 100,000	262	13,337,623
100,001 – and over	405	439,313,697
	848	452,937,867

The number of shareholdings held in less than marketable parcels is 369 shareholders amounting to 6,702,213 shares.

#### c. The names of substantial shareholders listed in the company's register as at 12 March 2019 are:

Shareholder	Ordinary Shares	% Held of Total Ordinary Shares
EUROCAN MINING ANSTALT	25,000,000	5.52
VERONIKA MORAVCIKOVA	17,000,000	3.75

#### d. Voting Rights

Each ordinary share is entitled to one vote when a poll is called, otherwise each member present at a meeting or by proxy has one vote on a show of hands.





**ASX INFORMATION**

e. 20 Largest Shareholders as at 12 March 2019 — Ordinary Shares

	Shareholder	Number of Ordinary Fully Paid Shares Held	% Held of Issued Ordinary Capital
1.	EUROCAN MINING ANSTALT	25,000,000	5.52
2.	VERONIKA MORAVCIKOVA	17,000,000	3.75
3.	GRAVNER LIMITED	15,000,000	3.31
4.	E & E HALL PTY LTD <E & E HALL P/L S/F A/C>	14,166,667	3.13
5.	JAWAF ENTERPRISES PTY LTD <HALL FAMILY A/C>	12,833,333	2.83
6.	NORTHERN STAR NOMINEES PTY LTD	12,288,889	2.71
7.	IVEY PHYSIOTHERAPY PTY LTD <SEI FAMILY A/C>	12,000,000	2.65
8.	FIRST ONE REALTY PTY LTD	9,068,791	2.00
9.	NCNEIL NOMINEES PTY LIMITED	8,810,000	1.95
10.	VISION TECH NOMINEES PTY LTD <NO 2 ACCOUNT>	8,500,000	1.88
11.	TOREY MARSHALL <TOREY MARSHALL FAMILY A/C>	8,500,000	1.88
12.	1215 CAPITAL PTY LTD	7,869,846	1.74
13.	VISION TECH NOMINEES PTY LTD <NO 1 ACCOUNT>	7,000,000	1.55
14.	STEV SAND INVESTMENTS PTY LTD <STEVEN FORMICA FAMILY A/C>	6,000,000	1.32
15.	STEV SAND HOLDINGS PTY LTD <FORMICA HORTICULTURAL A/C>	5,900,000	1.30
16.	BODIE INVESTMENTS PTY LTD	5,877,778	1.30
17.	DANIEL EDDINGTON + JULIE EDDINGTON <DJ HOLDINGS A/C>	5,666,666	1.25
18.	PERMANENT 4 NOMINEES PTY LTD	5,000,000	1.10
19.	PEARLGLOW INVESTMENT PTY LTD <THE PEARLGLOW A/C>	4,770,000	1.05
20.	TERAGOAL PTY LTD (GREY FAMILY A/C)	4,635,956	1.02
	Total	196,349,593	43.35







**ASX INFORMATION**

- f. At 12 March 2019, the following securities were restricted:

<b>Restriction Period: 24 months from date of reinstatement to official quotation (7 March 2020)</b>	
<b>Class</b>	<b>Number</b>
Shares	112,333,334
Options exercisable at 3 cents each on or before 30 September 2020	61,350,000
Class A Performance Shares	84,000,000
Class B Performance Shares	101,333,334

**2. Company secretary**

The name of the company secretary is Adrien Wing.

**3. The address of the principal registered office in Australia**

Level 17, 500 Collins Street, MELBOURNE VIC 3000

**4. Registers of securities are held at the following address**

Advanced Share Registry Ltd, 110 Stirling Highway NEDLANDS WA 6009

**5. Securities Exchange Listing**

Quotation has been granted for all the ordinary shares of the company on all Member Exchanges of the ASX Limited.





## **SCHEDULE OF EXPLORATION LICENCES**

High Grade Metals Limited and its subsidiary undertakings hold 100% interest in the following licences:

<b>Subsidiary: Acacia Pty Ltd</b>	
<b>Project name</b>	<b>Claim No.</b>
Victory Bore	EL57/1036
<b>Subsidiary: APC Cobalt GmbH</b>	
<b>Project name</b>	<b>Claim No.</b>
Gratlsitz	01/17/T
Gratlsitz	02/17/T
Gratlsitz	03/17/T
Gratlsitz	04/17/T
Gratlsitz	05/17/T
Gratlsitz	06/17/T
Gratlsitz	07/17/T
Gratlsitz	08/17/T
Gratlsitz	09/17/T
Gratlsitz	10/17/T
Gratlsitz	11/17/T
Gratlsitz	12/17/T
Gratlsitz	13/17/T
Gratlsitz	14/17/T
Gratlsitz	15/17/T
Gratlsitz	16/17/T
Gratlsitz	17/17/T
Gratlsitz	18/17/T
Gratlsitz	19/17/T
Gratlsitz	20/17/T
Gratlsitz	21/17/T
Gratlsitz	22/17/T
Gratlsitz	23/17/T
Gratlsitz	24/17/T
Gratlsitz	25/17/T
Gratlsitz	26/17/T
Gratlsitz	27/17/T
Gratlsitz	28/17/T
Gratlsitz	29/17/T
Gratlsitz	30/17/T
Gratlsitz	31/17/T
Gratlsitz	32/17/T
Gratlsitz	33/17/T
Gratlsitz	34/17/T
Gratlsitz	35/17/T
Gratlsitz	36/17/T
Gratlsitz	37/17/T

<b>Subsidiary: APC Cobalt GmbH</b>	
<b>Project name</b>	<b>Claim No.</b>
Leogang Schwarzleo	38/17/S
Leogang Schwarzleo	39/17/S
Leogang Schwarzleo	40/17/S
Leogang Schwarzleo	41/17/S
Leogang Schwarzleo	42/17/S
Leogang Schwarzleo	43/17/S
Leogang Schwarzleo	44/17/S
Leogang Schwarzleo	45/17/S
Leogang Schwarzleo	46/17/S
Leogang Schwarzleo	47/17/S
Leogang Schwarzleo	48/17/S
Leogang Schwarzleo	49/17/S
Leogang Schwarzleo	50/17/S
Leogang Schwarzleo	51/17/S
Leogang Schwarzleo	52/17/S
Leogang Schwarzleo	53/17/S
Leogang Schwarzleo	54/17/S
Leogang Schwarzleo	55/17/S
Leogang Schwarzleo	56/17/S
Leogang Schwarzleo	57/17/S
Leogang Schwarzleo	58/17/S
Leogang Schwarzleo	59/17/S
Leogang Schwarzleo	60/17/S
Leogang Schwarzleo	61/17/S
Leogang Schwarzleo	62/17/S
Leogang Schwarzleo	63/17/S
Leogang Schwarzleo	64/17/S
Leogang Schwarzleo	65/17/S
Leogang Schwarzleo	66/17/S
Leogang Schwarzleo	67/17/S
Seekar	68/17/S
Seekar	69/17/S
Seekar	70/17/S
Seekar	71/17/S
Seekar	72/17/S
Seekar	73/17/S
Seekar	74/17/S
Seekar	75/17/S
Seekar	76/17/S
Zinkwand	77/17/S
Zinkwand	78/17/S





**SCHEDULE OF EXPLORATION LICENCES**

<b>Subsidiary: APC Cobalt GmbH</b>	
<b>Project name</b>	<b>Claim No.</b>
Leogang East	LE/01
Leogang East	LE/02
Leogang East	LE/03
Leogang East	LE/04
Leogang East	LE/05
Leogang East	LE/06
Leogang East	LE/07
Leogang East	LE/08
Leogang East	LE/09
Leogang East	LE/10
Leogang East	LE/11
Leogang East	LE/12
Leogang East	LE/13
Leogang East	LE/14
Leogang East	LE/15
Leogang East	LE/16
Leogang East	LE/17
Leogang East	LE/18
Leogang East	LE/19
Leogang East	LE/20
Leogang East	LE/21
Leogang East	LE/22
Leogang East	LE/23
Leogang East	LE/24
Leogang East	LE/25
Leogang East	LE/26
Leogang East	LE/27
Leogang East	LE/28
Leogang East	LE/29
Leogang East	LE/30
Leogang East	LE/31
Leogang East	LE/32
Leogang East	LE/33

<b>Subsidiary: Eurocan Mining GmbH</b>	
<b>Project name</b>	<b>Claim No.</b>
Schellgadeen North/Salzburg	02/05/S
Schellgadeen North/Salzburg	03/05/S
Schellgadeen North/Salzburg	04/05/S
Schellgadeen North/Salzburg	05/05/S
Schellgadeen North/Salzburg	06/05/S
Schellgadeen North/Salzburg	07/05/S
Schellgadeen North/Salzburg	08/05/S
Schellgadeen North/Salzburg	09/05/S
Schellgadeen North/Salzburg	10/05/S
Schellgadeen North/Salzburg	11/05/S
Schellgadeen North/Salzburg	12/05/S
Schellgadeen North/Salzburg	13/05/S
Schellgadeen North/Salzburg	14/05/S
Schellgadeen North/Salzburg	15/05/S
Schellgadeen North/Salzburg	16/05/S
Schellgadeen North/Salzburg	17/05/S
Schellgadeen North/Salzburg	18/05/S
Schellgadeen North/Salzburg	19/05/S
Schellgadeen North/Salzburg	20/05/S
Schellgadeen North/Salzburg	21/05/S
Schellgadeen North/Salzburg	22/05/S
Schellgadeen North/Salzburg	23/05/S
Schellgadeen North/Salzburg	24/05/S
Schellgadeen North/Salzburg	25/05/S
Schellgadeen North/Salzburg	26/05/S
Schellgadeen North/Salzburg	27/05/S
Schellgadeen North/Salzburg	28/05/S
Schellgadeen North/Salzburg	29/05/S
Schellgadeen North/Salzburg	30/05/S
Schellgadeen North/Salzburg	31/05/S
Schellgadeen North/Salzburg	32/05/S
Schellgadeen North/Salzburg	33/05/S
Schellgadeen North/Salzburg	34/05/S
Schellgadeen North/Salzburg	35/05/S
Schellgadeen North/Salzburg	36/05/S
Schellgadeen North/Salzburg	37/05/S
Schellgadeen South/Carinthia	15/05/K
Schellgadeen South/Carinthia	16/05/K
Schellgadeen South/Carinthia	17/05/K
Schellgadeen South/Carinthia	18/05/K
Schellgadeen South/Carinthia	19/05/K
Schellgadeen South/Carinthia	20/05/K
Schellgadeen South/Carinthia	21/05/K





**High  
Grade  
Metals**

## **SCHEDULE OF EXPLORATION LICENCES**

<b>Subsidiary: Eurocan Mining GmbH</b>	
<b>Project name</b>	<b>Claim No.</b>
Schellgadeen South/Carinthia	22/05/K
Schellgadeen South/Carinthia	23/05/K
Schellgadeen South/Carinthia	24/05/K
Schellgadeen South/Carinthia	25/05/K
Schellgadeen South/Carinthia	26/05/K
Schellgadeen South/Carinthia	27/05/K
Schellgadeen South/Carinthia	28/05/K
Schellgadeen South/Carinthia	29/05/K
Schellgadeen South/Carinthia	30/05/K
Schellgadeen South/Carinthia	31/05/K
Schellgadeen South/Carinthia	32/05/K
Schellgadeen South/Carinthia	33/05/K
Schellgadeen South/Carinthia	34/05/K
Schellgadeen South/Carinthia	35/05/K
Schellgadeen South/Carinthia	36/05/K
Schellgadeen South/Carinthia	37/05/K
Schellgadeen South/Carinthia	38/05/K
Schellgadeen South/Carinthia	39/05/K
Schellgadeen South/Carinthia	40/05/K
Schellgadeen South/Carinthia	41/05/K
Schellgadeen South/Carinthia	42/05/K
Schellgadeen South/Carinthia	43/05/K
Schellgadeen South/Carinthia	44/05/K
Schellgadeen South/Carinthia	45/05/K
Schellgadeen South/Carinthia	46/05/K
Schellgadeen South/Carinthia	47/05/K
Schellgadeen South/Carinthia	48/05/K
Schellgadeen South/Carinthia	49/05/K
Schellgadeen South/Carinthia	50/05/K
Schellgadeen South/Carinthia	51/05/K
Schellgadeen South/Carinthia	52/05/K
Schellgadeen South/Carinthia	53/05/K
Schellgadeen South/Carinthia	54/05/K
Schellgadeen South/Carinthia	55/05/K
Schellgadeen South/Carinthia	56/05/K
Schellgadeen South/Carinthia	57/05/K
Schellgadeen South/Carinthia	58/05/K
Schellgadeen South/Carinthia	59/05/K
Schellgadeen South/Carinthia	60/05/K
Schellgadeen South/Carinthia	61/05/K
Schellgadeen South/Carinthia	62/05/K
Schellgadeen South/Carinthia	63/05/K

<b>Subsidiary: Eurocan Mining GmbH</b>	
<b>Project name</b>	<b>Claim No.</b>
Schellgadeen South/Carinthia	64/05/K
Schellgadeen South/Carinthia	65/05/K
Schellgadeen South/Carinthia	66/05/K
Schellgadeen South/Carinthia	67/05/K
Schellgadeen South/Carinthia	68/05/K
Schellgadeen South/Carinthia	69/05/K
Schellgadeen South/Carinthia	70/05/K
Schellgadeen South/Carinthia	71/05/K
Schellgadeen South/Carinthia	72/05/K
Schellgadeen South/Carinthia	73/05/K
Schellgadeen South/Carinthia	74/05/K
Schellgadeen South/Carinthia	75/05/K
Schellgadeen South/Carinthia	76/05/K
Schellgadeen South/Carinthia	77/05/K
Schellgadeen South/Carinthia	78/05/K
Schellgadeen South/Carinthia	79/05/K
Schellgadeen South/Carinthia	80/05/K
Schellgadeen South/Carinthia	81/05/K
Schellgadeen South/Carinthia	82/05/K
Schellgadeen South/Carinthia	83/05/K
Schellgadeen South/Carinthia	84/05/K
Schellgadeen South/Carinthia	85/05/K
Schellgadeen South/Carinthia	86/05/K
Schellgadeen South/Carinthia	87/05/K
Schellgadeen South/Carinthia	88/05/K
Schellgadeen South/Carinthia	89/05/K
Schellgadeen South/Carinthia	90/05/K
Schellgadeen South/Carinthia	91/05/K
Schellgadeen South/Carinthia	93/05/K
Schellgadeen South/Carinthia	94/05/K
Schellgadeen South/Carinthia	95/05/K
Schellgadeen South/Carinthia	96/05/K
Schellgadeen South/Carinthia	97/05/K
Schellgadeen South/Carinthia	98/05/K
Schellgadeen South/Carinthia	99/05/K
Schellgadeen South/Carinthia	100/05/K
Schellgadeen South/Carinthia	101/05/K
Schellgadeen South/Carinthia	102/05/K
Schellgadeen South/Carinthia	103/05/K
Schellgadeen South/Carinthia	104/05/K
Schellgadeen South/Carinthia	105/05/K
Schellgadeen South/Carinthia	106/05/K





**High  
Grade  
Metals**

## **SCHEDULE OF EXPLORATION LICENCES**

<b>Subsidiary: Eurocan Mining GmbH</b>	
<b>Project name</b>	<b>Claim No.</b>
Schellgadeen South/Carinthia	107/05/K
Schellgadeen South/Carinthia	108/05/K
Schellgadeen South/Carinthia	109/05/K
Schellgadeen South/Carinthia	110/05/K
Schellgadeen South/Carinthia	111/05/K
Schellgadeen South/Carinthia	112/05/K
Schellgadeen South/Carinthia	113/05/K
Schellgadeen South/Carinthia	114/05/K
Schellgadeen South/Carinthia	115/05/K
Schellgadeen South/Carinthia	116/05/K
Schellgadeen South/Carinthia	117/05/K
Schellgadeen South/Carinthia	118/05/K
Schellgadeen South/Carinthia	119/05/K
Schellgadeen South/Carinthia	120/05/K
Schellgadeen South/Carinthia	121/05/K
Schellgadeen South/Carinthia	122/05/K
Schellgadeen South/Carinthia	123/05/K
Schellgadeen South/Carinthia	124/05/K
Schellgadeen South/Carinthia	125/05/K
Schellgadeen South/Carinthia	126/05/K
Schellgadeen South/Carinthia	127/05/K
Schellgadeen South/Carinthia	128/05/K
Schellgadeen South/Carinthia	129/05/K
Schellgadeen South/Carinthia	130/05/K
Schellgadeen South/Carinthia	131/05/K
Schellgadeen South/Carinthia	132/05/K
Schellgadeen South/Carinthia	133/05/K
Schellgadeen South/Carinthia	134/05/K
Schellgadeen South/Carinthia	135/05/K
Kreuzeck West/Carinthia	136/05/K
Kreuzeck West/Carinthia	137/05/K
Kreuzeck West/Carinthia	138/05/K
Kreuzeck West/Carinthia	139/05/K
Kreuzeck West/Carinthia	140/05/K
Kreuzeck West/Carinthia	141/05/K
Kreuzeck West/Carinthia	142/05/K
Kreuzeck West/Carinthia	143/05/K
Kreuzeck West/Carinthia	144/05/K
Kreuzeck West/Carinthia	145/05/K
Kreuzeck West/Carinthia	146/05/K
Kreuzeck West/Carinthia	147/05/K
Kreuzeck West/Carinthia	148/05/K
Kreuzeck West/Carinthia	149/05/K
Kreuzeck West/Carinthia	150/05/K

<b>Subsidiary: Eurocan Mining GmbH</b>	
<b>Project name</b>	<b>Claim No.</b>
Kreuzeck West/Carinthia	151/05/K
Kreuzeck West/Carinthia	152/05/K
Kreuzeck West/Carinthia	153/05/K
Kreuzeck West/Carinthia	154/05/K
Kreuzeck West/Carinthia	155/05/K
Kreuzeck West/Carinthia	156/05/K
Kreuzeck West/Carinthia	157/05/K
Kreuzeck West/Carinthia	158/05/K
Kreuzeck West/Carinthia	159/05/K
Kreuzeck West/Carinthia	160/05/K
Kreuzeck West/Carinthia	161/05/K
Kreuzeck West/Carinthia	162/05/K
Kreuzeck West/Carinthia	163/05/K
Kreuzeck West/Carinthia	164/05/K
Kreuzeck West/Carinthia	165/05/K
Kreuzeck West/Carinthia	166/05/K
Kreuzeck West/Carinthia	167/05/K
Kreuzeck West/Carinthia	168/05/K
Kreuzeck West/Carinthia	169/05/K
Kreuzeck West/Carinthia	170/05/K
Kreuzeck West/Carinthia	171/05/K
Kreuzeck West/Carinthia	172/05/K
Kreuzeck West/Carinthia	173/05/K
Kreuzeck West/Carinthia	174/05/K
Kreuzeck West/Carinthia	175/05/K
Kreuzeck West/Carinthia	176/05/K
Kreuzeck West/Carinthia	177/05/K
Kreuzeck West/Carinthia	178/05/K
Kreuzeck West/Carinthia	179/05/K
Kreuzeck East/Carinthia	180/05/K
Kreuzeck East/Carinthia	181/05/K
Kreuzeck East/Carinthia	182/05/K
Kreuzeck East/Carinthia	183/05/K
Kreuzeck East/Carinthia	184/05/K
Kreuzeck East/Carinthia	185/05/K
Kreuzeck East/Carinthia	186/05/K
Kreuzeck East/Carinthia	187/05/K
Kreuzeck East/Carinthia	188/05/K
Kreuzeck East/Carinthia	189/05/K
Kreuzeck East/Carinthia	190/05/K
Kreuzeck East/Carinthia	191/05/K
Kreuzeck East/Carinthia	192/05/K
Kreuzeck East/Carinthia	193/05/K
Kreuzeck East/Carinthia	194/05/K







## SCHEDULE OF EXPLORATION LICENCES

Subsidiary: Eurocan Mining GmbH	
Project name	Claim No.
Kreuzeck East/Carinthia	195/05/K
Kreuzeck East/Carinthia	196/05/K
Kreuzeck East/Carinthia	197/05/K
Kreuzeck East/Carinthia	198/05/K
Kreuzeck East/Carinthia	199/05/K
Kreuzeck East/Carinthia	200/05/K
Kreuzeck East/Carinthia	201/05/K
Kreuzeck East/Carinthia	202/05/K
Kreuzeck East/Carinthia	203/05/K
Kreuzeck East/Carinthia	204/05/K
Kreuzeck East/Carinthia	205/05/K
Kreuzeck East/Carinthia	206/05/K
Kreuzeck East/Carinthia	207/05/K
Kreuzeck East/Carinthia	208/05/K
Kreuzeck East/Carinthia	209/05/K
Kreuzeck East/Carinthia	210/05/K
Kreuzeck East/Carinthia	211/05/K
Kreuzeck East/Carinthia	212/05/K
Kreuzeck East/Carinthia	213/05/K
Kreuzeck East/Carinthia	214/05/K
Kreuzeck East/Carinthia	215/05/K
Kreuzeck East/Carinthia	216/05/K
Kreuzeck East/Carinthia	217/05/K
Kreuzeck East/Carinthia	218/05/K
Kreuzeck East/Carinthia	219/05/K
Kreuzeck East/Carinthia	220/05/K
Kreuzeck East/Carinthia	221/05/K
Goldeck Sifflitz/Carinthia	222/05/K
Goldeck Sifflitz/Carinthia	223/05/K
Goldeck Sifflitz/Carinthia	224/05/K
Goldeck Sifflitz/Carinthia	225/05/K
Goldeck Sifflitz/Carinthia	226/05/K
Goldeck Sifflitz/Carinthia	227/05/K
Goldeck Sifflitz/Carinthia	228/05/K
Goldeck Sifflitz/Carinthia	229/05/K
Goldeck Sifflitz/Carinthia	230/05/K
Goldeck Sifflitz/Carinthia	231/05/K
Goldeck Sifflitz/Carinthia	232/05/K
Goldeck Sifflitz/Carinthia	233/05/K
Goldeck Sifflitz/Carinthia	234/05/K
Goldeck Sifflitz/Carinthia	235/05/K
Goldeck Sifflitz/Carinthia	236/05/K

Subsidiary: Eurocan Mining GmbH	
Project name	Claim No.
Goldeck Sifflitz/Carinthia	237/05/K
Goldeck Sifflitz/Carinthia	238/05/K
Goldeck Sifflitz/Carinthia	239/05/K
Goldeck Sifflitz/Carinthia	240/05/K
Goldeck Sifflitz/Carinthia	241/05/K
Goldeck Sifflitz/Carinthia	242/05/K
Goldeck Sifflitz/Carinthia	243/05/K
Goldeck Sifflitz/Carinthia	244/05/K
Goldeck Sifflitz/Carinthia	245/05/K
Goldeck Sifflitz/Carinthia	246/05/K
Goldeck Sifflitz/Carinthia	247/05/K
Goldeck Sifflitz/Carinthia	248/05/K
Goldeck Sifflitz/Carinthia	249/05/K
Goldeck Sifflitz/Carinthia	250/05/K
Goldeck Sifflitz/Carinthia	251/05/K
Goldeck Sifflitz/Carinthia	252/05/K
Goldeck Sifflitz/Carinthia	253/05/K
Goldeck Sifflitz/Carinthia	254/05/K
Goldeck Sifflitz/Carinthia	255/05/K
Goldeck Sifflitz/Carinthia	256/05/K
Goldeck Sifflitz/Carinthia	257/05/K
Goldeck Sifflitz/Carinthia	258/05/K
Goldeck Sifflitz/Carinthia	259/05/K
Goldeck Sifflitz/Carinthia	260/05/K
Goldeck Sifflitz/Carinthia	261/05/K
Goldeck Sifflitz/Carinthia	262/05/K
Goldeck Sifflitz/Carinthia	263/05/K
Goldeck Sifflitz/Carinthia	264/05/K
Goldeck Sifflitz/Carinthia	265/05/K
Goldeck Sifflitz/Carinthia	266/05/K
Goldeck Sifflitz/Carinthia	267/05/K
Goldeck Sifflitz/Carinthia	268/05/K
Goldeck Sifflitz/Carinthia	269/05/K
Goldeck Sifflitz/Carinthia	270/05/K
Goldeck Sifflitz/Carinthia	271/05/K
Goldeck Sifflitz/Carinthia	272/05/K
Goldeck Sifflitz/Carinthia	273/05/K
Goldeck Sifflitz/Carinthia	274/05/K
Goldeck Sifflitz/Carinthia	275/05/K
Goldeck Sifflitz/Carinthia	276/05/K
Goldeck Sifflitz/Carinthia	277/05/K
Goldeck Sifflitz/Carinthia	278/25/K

