

March 2019 Quarterly Report

Bligh Resources Limited (ASX: BGH) ("Company") is pleased to report on the following activities completed at its 100% owned Bundarra Gold Project near Leonora during the quarter.

- **Internal Conceptual Underground Mining Study confirms the potential for economic exploitation of the Wonder North Deeps lode.**
- **Completion of internal evaluation & prioritisation of advanced exploration targets.**
- **Work approvals received for a further seven diamond holes to test mineralisation to a depth of 500 metres at the Wonder North deeps lode**

Completion of several deep diamond tailed drilling programs at Wonder North deeps over the last two years has seen a 95% increase in the total contained ounces at the Wonder North resource from 241,000 ounces to 469,000 ounces. The increased ounces have been delineated in the down plunge extension of the Wonder North Deeps Lode (ASX BGH release 18th December 2018).

During the period the Company completed an internal Conceptual Underground Mining Study on the potential economic exploitation of the Wonder North Deeps lode (Figure 1). Favourable results of the Conceptual Study support further drill testing of the Wonder North Deeps open gold mineralisation both along strike and down dip.

Conceptual Underground Mining Study – Cautionary Statement

The Conceptual Underground Mining Study referred to in this report is based on low-level technical and economic assessments, and is insufficient to support estimation of ore reserves or to provide assurance of an economic development case at this stage or to provide certainty that the underground exploitation of Wonder North Deeps will be realised. The evaluation has been completed on predominantly inferred resources and based on directly gathered project data with assumptions borrowed from similar deposits or operations in the region to the case envisaged.

Also during the quarter an internal review was undertaken on the economic evaluation and advance exploration targets of the Bundarra Project. The review highlighted the potential viability of three development options worth of further studies (eg. Satellite mining operation, Toll or Ore purchase agreement and Stand-alone options). The following four advanced exploration drill targets were reviewed in detail and prioritised from high to low: Wonder North-deeps extended, Wonder North-northern depths, Wonder West-beneath pit and Bluebush-beneath current resource.

Based on the favourable potential highlighted by the completed Conceptual Study and Evaluation & Targeting Review the Bligh Board has approved a budget for a further seven RC/diamond drill program to test the Wonder North Deeps Extended and the Wonder North – Northern Depths advanced exploration targets (Figures 2 & 3).

The program is subject to the Company agreeing on an appropriate capital raising to fund the works.

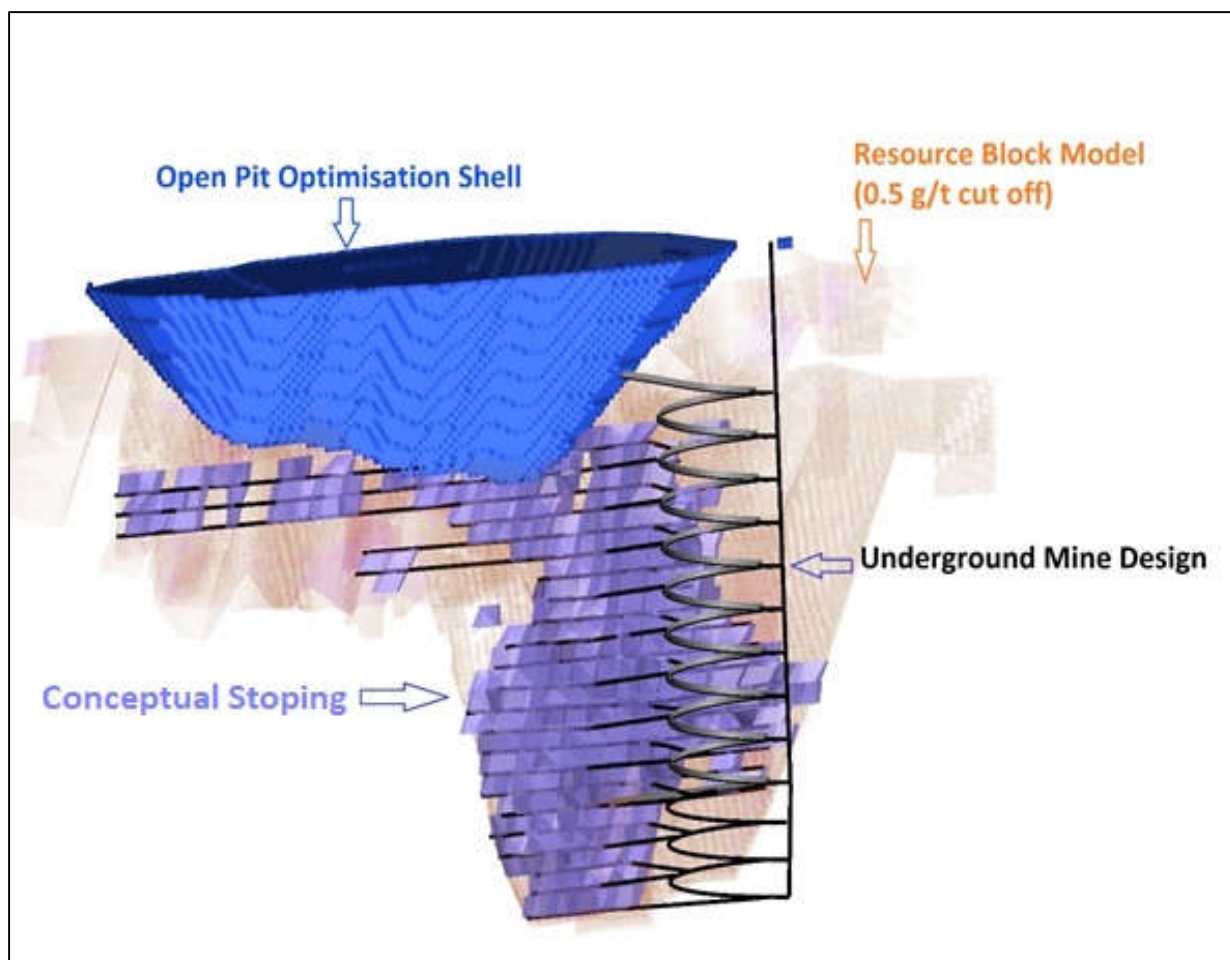


Figure 1. Conceptual Underground Development & Stopping -Wonder North Deeps (i.e. looking from SW towards NE)

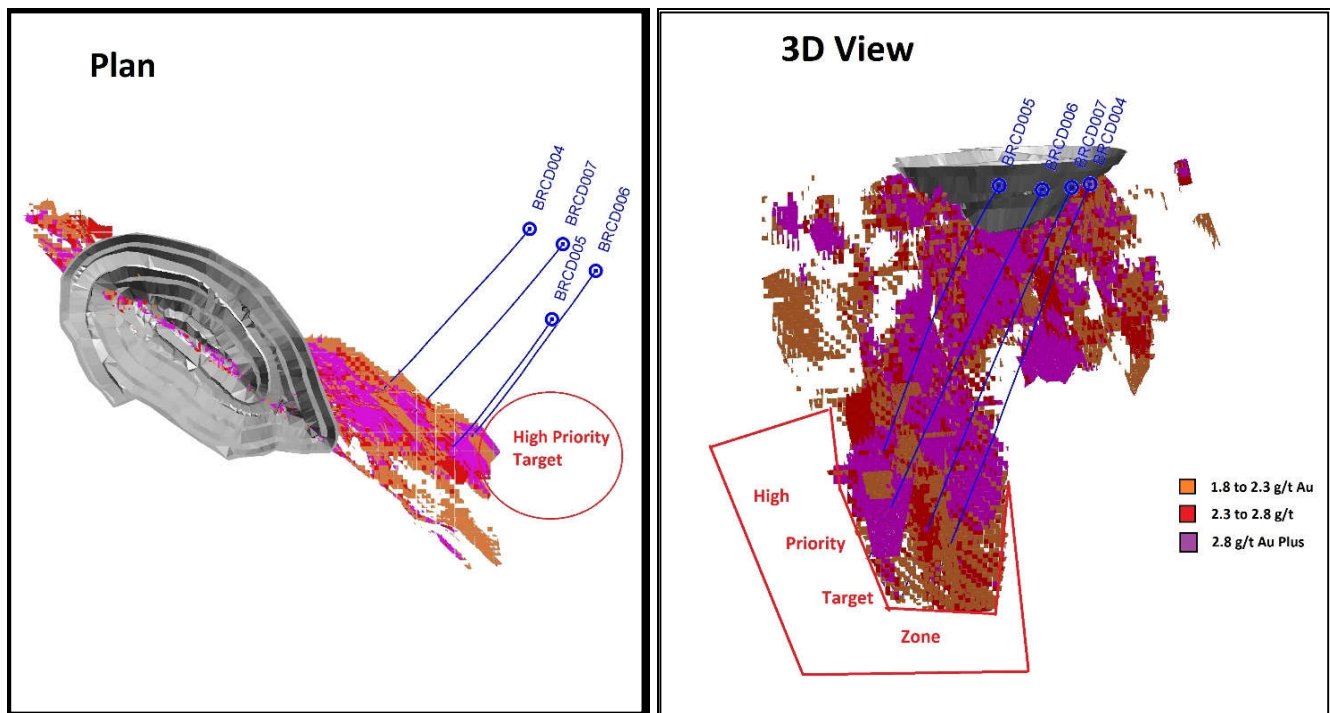


Figure 2: Wonder North Deeps - Block Model, 2018 Drill Holes & Advanced Exploration Target

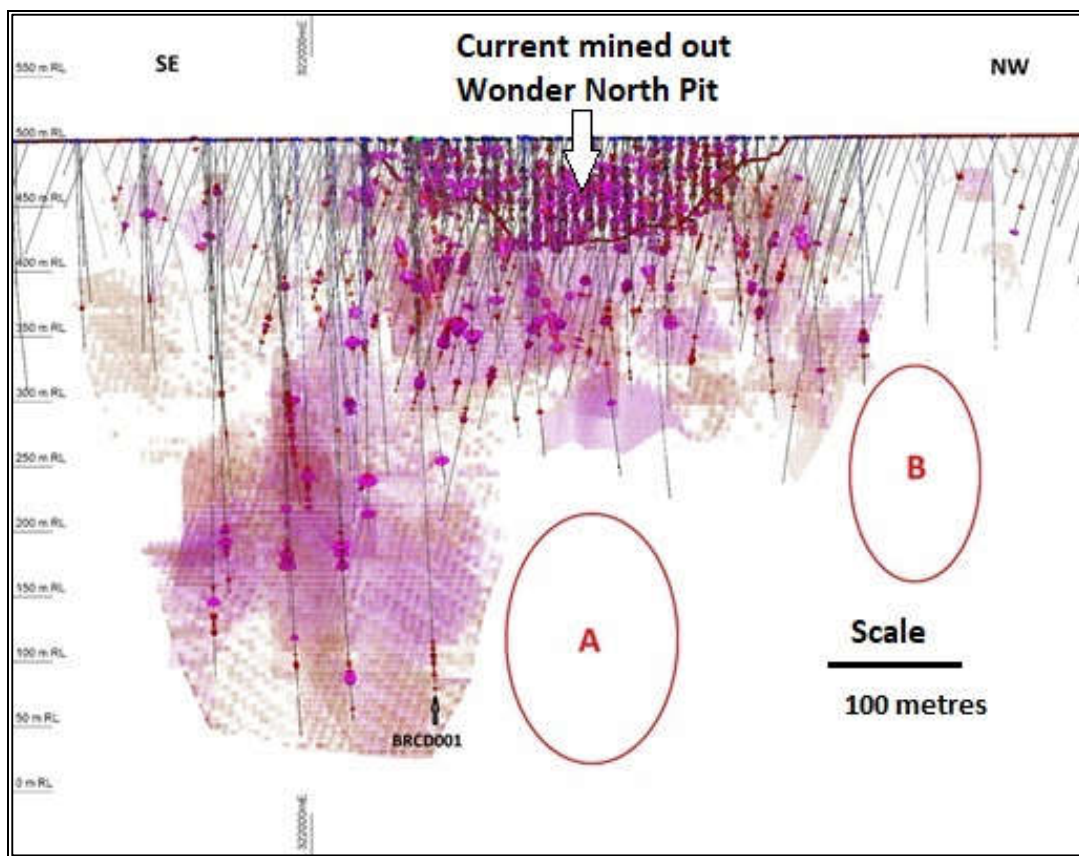


Figure 3: Wonder North - Norther Depths Targets - long Section (plus 0.5 g/t Au Resource blocks and significant intercept DH discs)

Next Step

The deep drill program comprising approximate 2000 m RC and 2000 m diamond core to test open gold mineralisation at Wonder North Deeps and beneath the Northern half of the Wonder North resource is scheduled to commence during the quarter.

The Company looks forward to providing further updates as work progresses.

Jamie Sullivan

Executive Director

24 April 2019

Competent Persons Statements

The information in this report that relates to Mineral Resources is based on information compiled by Messrs Steve Rose & Dmitry Pertel whom are Fellows of the Australasian Institute of Mining and Metallurgy (AusIMM). Mr Rose & Pertel are full-time employees of CSA Global Pty Ltd and has sufficient experience relevant to the style of mineralisation and type of deposit under consideration and to the activity which they have undertaking to qualify as a Competent Person as defined in the 2012 Edition of the "Australasian Code for Reporting of Mineral Resources and Ore Reserves". Mr Rose & Dmitry consents to the inclusion of such information in this report in the form and context in which it appears.

The information in this report that relates to Exploration Results & Conceptual Underground Mining Study is based on information compiled by Mr Mark Gunther who is a member of The Australasian Institute of Geoscientists. Mr Gunther is a Principal Consultant with Eureka Geological Services. Mr Gunther has sufficient experience, which is relevant to the style of mineralization and type of deposit under consideration and to the activity which he is undertaking to qualify as a Competent Person as defined in the 2012 Edition of the "Australasian Code for Reporting of Exploration Results, Mineral Resources and Ore Reserves. & Conceptual Studies) Mr Gunther consents to the inclusion in the report of the matters based on information provided in the form and context in which it appears.

Qualifying Statement

This announcement contains statements that use speculative words such as "potential", "encouraging", "conceptual", "favourable" and "advanced targets". Such statements are based on the current expectations and certain assumptions of Bligh Resources management & consultants, and are, therefore, subject to certain risks and uncertainties. While Bligh is confident of their interpretations there is no guarantee that high-grade gold mineralisation results will be returned.

Appendix 1

Bligh Resources Ltd Tenement Listing

Tenement	Location	Interest
M 37/514	Bundarra	100%
M 37/638	Bundarra	100%
M 37/350	Bundarra	100%
M 37/488	Bundarra	100%
M 37/513	Bundarra	100%
P 37/8382	Bundarra	100%
P 37/8384	Bundarra	100%
P 37/8386	Bundarra	100%
P 37/8383	Bundarra	100%
P 37/8385	Bundarra	100%

About the Bundarra Gold Project

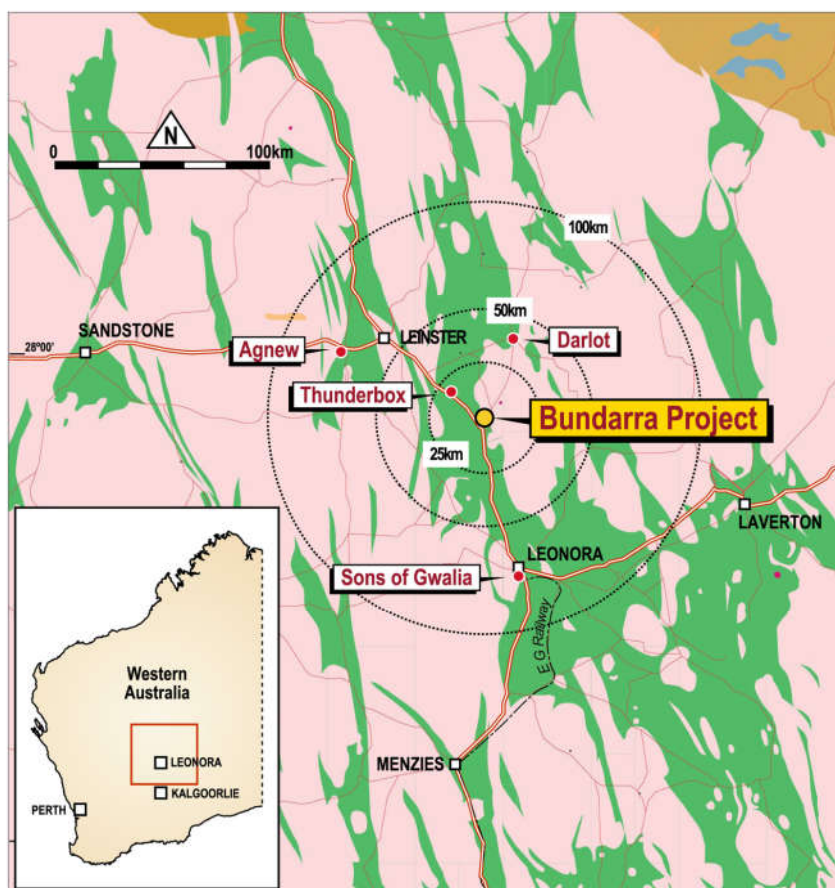
The Bundarra Gold Project lies within the Norseman-Wiluna greenstone belt of the Archaean Yilgarn Craton, approximately 65km north of Leonora in the Eastern Goldfields region of Western Australia.

The project covers an area of 26.57 km² and consists of five Mining Leases, five Prospecting Licences. To date, more than 6,675 holes have been drilled with an accumulated drill depth of more than 210,000m.

The Company has committed to further exploration programs aimed at expanding its gold resource inventory presently defined near to and beneath the existing open pits within the project area. The Company priority focus is to define additional high resource located below the Wonder North open pit. The mineralised structure at the Wonder North is a significant structure that extends from the base of the open pit to at least 400 metres below surface. Diamond and RC drilling has returned high grade results over 25 metre widths grading up to 5 g/t. Mineralisation remains open at depth and further drilling is underway to build on the high grade underground resource.

The project hosts a JORC 2012 compliant mineral Resources estimated to contain 9.7 million tonnes averaging 2.1 g/t Au for a total of 660,000 ounces of gold across five deposits.

. Bundarra Project Location Plan



Bundarra Project November 2018 Mineral Resources at 0.5 g/t Au Cut-off (JORC 2012)

Bundarra Project Mineral Resources, November 2018					
Deposit	Category	Volume '000 m ³	Tonnes '000 t	Au g/t	Au '000 Oz
Celtic North	Indicated	71	195	2.4	15
	Inferred	387	1,060	2.0	69
	Total	458	1,254	2.1	84
Celtic South	Indicated	35	78	2.1	5
	Inferred	47	111	1.4	5
	Total	82	188	1.7	10
Wonder West	Measured	17	39	3.0	4
	Indicated	205	495	2.1	33
	Inferred	114	291	1.7	16
	Total	336	825	2.0	54
Wonder North	Measured	137	327	2.2	23
	Indicated	855	2,239	2.2	155
	Inferred	1,487	3,968	2.3	291
	Total	2,478	6,534	2.2	469
Bluebush	Indicated	103	235	1.7	13
	Inferred	240	634	1.5	30
	Total	344	868	1.5	43
Total Measured and Indicated:		1,420	3,610	2.1	250
Total Inferred:		2,270	6,060	2.1	410
Total:		3,700	9,670	2.1	660

Notes:

1. Mineral Resources are based on JORC Code 2012 definitions.
2. A cut-off grade of 0.5 g/t gold has been applied.
3. Rows and columns may not add up exactly due to rounding.

Appendix 5B

Mining exploration entity and oil and gas exploration entity quarterly report

Introduced 01/07/96 Origin Appendix 8 Amended 01/07/97, 01/07/98, 30/09/01, 01/06/10, 17/12/10, 01/05/13, 01/09/16

Name of entity

Bligh Resources Limited

ABN

83 130 964 162

Quarter ended ("current quarter")

31 March 2019

Consolidated statement of cash flows	Current quarter \$A'000	Year to date (..9....months) \$A'000
1. Cash flows from operating activities		
1.1 Receipts from customers	-	-
1.2 Payments for		
(a) exploration & evaluation	(73)	(723)
(b) development	-	-
(c) production	-	-
(d) staff costs	-	-
(e) administration and corporate costs	(53)	(239)
1.3 Dividends received (see note 3)	-	-
1.4 Interest received	-	-
1.5 Interest and other costs of finance paid	-	-
1.6 Income taxes paid	-	-
1.7 Research and development refunds	-	-
1.8 Other	-	-
1.9 Net cash from / (used in) operating activities	(126)	(962)

2. Cash flows from investing activities		
2.1 Payments to acquire:		
(a) property, plant and equipment	-	-
(b) tenements (see item 10)	-	-
(c) investments	-	-
(d) other non-current assets	-	-

Consolidated statement of cash flows		Current quarter \$A'000	Year to date (..9....months) \$A'000
2.2	Proceeds from the disposal of:		
	(a) property, plant and equipment	-	-
	(b) tenements (see item 10)	-	-
	(c) investments	-	-
	(d) other non-current assets	-	-
2.3	Cash flows from loans to other entities	-	-
2.4	Dividends received (see note 3)	-	-
2.5	Other (provide details if material)	-	-
2.6	Net cash from / (used in) investing activities	-	-

3.	Cash flows from financing activities		
3.1	Proceeds from issues of shares	-	-
3.2	Proceeds from issue of convertible notes	-	-
3.3	Proceeds from exercise of share options	-	-
3.4	Transaction costs related to issues of shares, convertible notes or options	-	-
3.5	Proceeds from borrowings	100	800
3.6	Repayment of borrowings	-	-
3.7	Transaction costs related to loans and borrowings	-	-
3.8	Dividends paid	-	-
3.9	Other (provide details if material)	-	-
3.10	Net cash from / (used in) financing activities	100	800

4.	Net increase / (decrease) in cash and cash equivalents for the period		
4.1	Cash and cash equivalents at beginning of period	86	222
4.2	Net cash from / (used in) operating activities (item 1.9 above)	(126)	(962)
4.3	Net cash from / (used in) investing activities (item 2.6 above)	-	-
4.4	Net cash from / (used in) financing activities (item 3.10 above)	100	800
4.5	Effect of movement in exchange rates on cash held	-	-
4.6	Cash and cash equivalents at end of period	60	60

5. Reconciliation of cash and cash equivalents at the end of the quarter (as shown in the consolidated statement of cash flows) to the related items in the accounts	Current quarter \$A'000	Previous quarter \$A'000
5.1 Bank balances	60	86
5.2 Call deposits	-	-
5.3 Bank overdrafts	-	-
5.4 Other (provide details)	-	-
5.5 Cash and cash equivalents at end of quarter (should equal item 4.6 above)	60	86

6. Payments to directors of the entity and their associates

- 6.1 Aggregate amount of payments to these parties included in item 1.2
- 6.2 Aggregate amount of cash flow from loans to these parties included in item 2.3
- 6.3 Include below any explanation necessary to understand the transactions included in items 6.1 and 6.2

**Current quarter
\$A'000**

31

-

Salary and fee payments made to directors for the quarter.

7. Payments to related entities of the entity and their associates

- 7.1 Aggregate amount of payments to these parties included in item 1.2
- 7.2 Aggregate amount of cash flow from loans to these parties included in item 2.3
- 7.3 Include below any explanation necessary to understand the transactions included in items 7.1 and 7.2

**Current quarter
\$A'000**

14

-

Shared services at normal commercial rates.

Mining exploration entity and oil and gas exploration entity quarterly report

8. Financing facilities available <i>Add notes as necessary for an understanding of the position</i>	Total facility amount at quarter end \$A'000	Amount drawn at quarter end \$A'000
8.1 Loan facilities	1,000	800
8.2 Credit standby arrangements	-	-
8.3 Other (please specify)	-	-
8.4 Include below a description of each facility above, including the lender, interest rate and whether it is secured or unsecured. If any additional facilities have been entered into or are proposed to be entered into after quarter end, include details of those facilities as well.		

Funding for resource drilling and working capital through loan agreement with major shareholder Zeta Resources Limited.

9. Estimated cash outflows for next quarter	\$A'000
9.1 Exploration and evaluation	100
9.2 Development	-
9.3 Production	-
9.4 Staff costs	33
9.5 Administration and corporate costs	25
9.6 Other (provide details if material)	-
9.7 Total estimated cash outflows	158

10. Changes in tenements (items 2.1(b) and 2.2(b) above)	Tenement reference and location	Nature of interest	Interest at beginning of quarter	Interest at end of quarter
10.1 Interests in mining tenements and petroleum tenements lapsed, relinquished or reduced	-	Please refer to the Quarterly Activities Report – 31 March 2019. No changes to interests.	-	-
10.2 Interests in mining tenements and petroleum tenements acquired or increased	-	Please refer to the Quarterly Activities Report – 31 March 2019. No change.	-	-

Compliance statement

- 1 This statement has been prepared in accordance with accounting standards and policies which comply with Listing Rule 19.11A.
- 2 This statement gives a true and fair view of the matters disclosed.

Sign here: Date:24 April 2019.....
(Company secretary)

Print name:Lloyd Flint.....

Notes

1. The quarterly report provides a basis for informing the market how the entity's activities have been financed for the past quarter and the effect on its cash position. An entity that wishes to disclose additional information is encouraged to do so, in a note or notes included in or attached to this report.
2. If this quarterly report has been prepared in accordance with Australian Accounting Standards, the definitions in, and provisions of, AASB 6: Exploration for and Evaluation of Mineral Resources and AASB 107: Statement of Cash Flows apply to this report. If this quarterly report has been prepared in accordance with other accounting standards agreed by ASX pursuant to Listing Rule 19.11A, the corresponding equivalent standards apply to this report.
3. Dividends received may be classified either as cash flows from operating activities or cash flows from investing activities, depending on the accounting policy of the entity.