



ASX ANNOUNCEMENT

ASX:NSB

Correction to Presentation released 22 October 2019

NeuroScientific Biopharmaceuticals Limited (ASX:NSB) wishes to issue the following correction pertaining to key milestones included in the “NSB - Techknow Conference Presentation Oct 19” released on 22 October 2019.

The *Results on additional efficacy study in CVN Alzheimer’s model* are expected to be completed in November 2019 and not in August 2019 as implied by the graphic.

An updated and correct presentation has been released reflecting this correction.

ENDS

Contacts

Mr Matthew Liddelow
CEO and Managing Director
ml@neuroscientific.com
+61 8 6382 1805

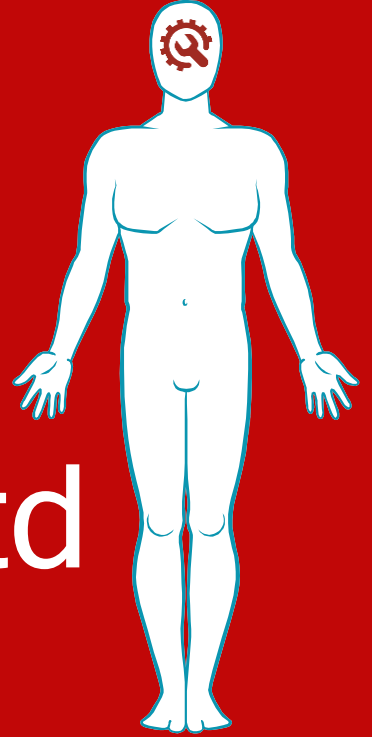
Thomas Spencer
CFO & Company Secretary
ir@neuroscientific.com
+61 491 108 250

About NeuroScientific Biopharmaceuticals Limited

NeuroScientific Biopharmaceuticals (ASX:NSB) is a company developing peptide-based pharmaceutical drugs that target a number of neurodegenerative conditions with high unmet medical demand. The company’s product portfolio includes EmtinB, a therapeutic peptide initially targeting Alzheimer’s disease, as well as other Emtin peptides (EmtinAc, EmtinAn, and EmtinBn) which have demonstrated similar therapeutic potential as EmtinB. For more information, please visit www.neuroscientific.com

NeuroScientific Biopharmaceuticals Ltd

ASX.NSB



NeuroScientific
BIOPHARMACEUTICALS

Novel drug therapies for neurodegenerative
conditions

DISCLAIMER

The purpose of the presentation is to provide an update of the business of NeuroScientific Biopharmaceuticals Ltd (“NeuroScientific”, or “the Company”). These slides have been prepared as a presentation aid only and the information they contain may require further explanation and/or clarification. Further information is available upon request.

The views expressed in this presentation contain information derived from publicly available sources that have not been independently verified. No representation or warranty is made as to the accuracy, completeness or reliability of the information. Any forward looking statements in this presentation have been prepared on the basis of a number of assumptions which may prove incorrect and the current intentions, plans, expectations and beliefs about future events are subject to risks, uncertainties and other factors, many of which are outside NeuroScientific’s control. Important factors that could cause actual results to differ materially from assumptions or expectations expressed or implied in this presentation include known and unknown risks. Because actual results could differ materially to assumptions made and NeuroScientific’s current intentions, plans, expectations and beliefs about the future, you are urged to view all forward looking statements contained in this presentation with caution.

This presentation should not be relied on as a recommendation or forecast by NeuroScientific. Nothing in this presentation should be construed as either an offer to sell or a solicitation of an offer to buy or sell shares in any jurisdiction.

CORPORATE OVERVIEW

- ▶ Completed IPO listing @20c on the ASX on the 27 July 2018
- ▶ Lead candidate funded through to completion of Phase I
- ▶ Pipeline of potential therapeutic candidates in multiple indications with strong IP protection

Capital Structure

ASX code	NSB	
Shares on issue	78.3M	
Options (20c exp 7/03/2021)	60.7M	
Price (close 21/10/2019)	\$0.235	\$0.435 12m High \$0.130 12m Low
Market cap	\$18M	
Cash at end of June Quarter	\$5.0M*	
McRae Investments Pty Ltd	18.8M (24%)	

*\$553k options exercised in August 2019

LEADERSHIP



MATT LIDDELOW MPharm

13+ years experience commercialising medical devices and pharmaceuticals for multinational companies including AstraZeneca

MD & CEO

STEPHEN QUANTRILL MBA

20 years' experience in corporate advisory and company directorship, Executive Chairman of McRae Investments

Non-executive Director

ANTON UVAROV PhD

Founding director of Actinogen an advanced Alzheimer's biotech company. Former Director of Dimerix and Imugene. Former Biotech Analyst with Citigroup, US

Executive Director

BRIAN LEEDMAN MBA

Co-founder of ResApp Health, Imugene and Oncosil Medical. Former Director of Alcideon Limited and Chairman of Ausbiotech (WA)

Non-executive Chairman

TREATMENT MARKETS WITH UNMET NEED

Alzheimer's disease




48M people globally
have dementia

70% of dementias
Alzheimer's disease

US \$818B global
economic burden

US\$5B drug sales pa

Optic nerve conditions



5% of population
suffer vision loss due to
damaged optic nerve

60M people
affected by glaucoma

US\$3B sales pa

ALZHEIMER'S DISEASE: The need for novel therapeutics

Drugs targeting the beta-amyloid protein have all failed in late-stage clinical trials...

- Pathology of Alzheimer's disease still not definitive
- Drugs may have been administered too late
- Patient selection for clinical trials
- 20-years of research and BILLIONS of \$ focused on beta-amyloid plaques has not translated to any effective treatment



Frequency of Alzheimer's disease could be reduced by 50% if the onset could be delayed by 5-years

LEAD CANDIDATE: EMTINB



NOVEL

- Modeled on Metallothionein (MT-II) - a well known neuroprotective and neurogenerative compound, with EmtinB showing superior drug properties
- Binds LRP-1 receptors - novel Mechanism of Action (MOA)
- Stops cell death & stimulates regeneration



VALIDATED

- Preclinical in vitro models - successfully repeated
- Animal models demonstrated efficacy and unique properties



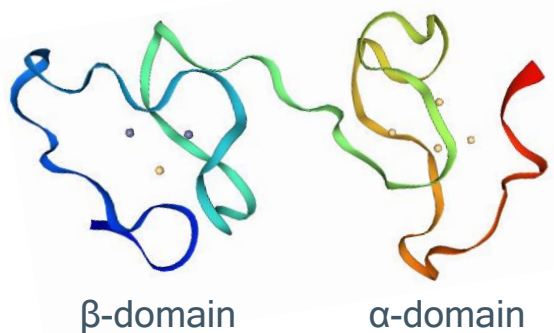
MULTIPLE INDICATIONS

- MOA: LRP-1 receptor ubiquitous
- Not directly targeting a process of disease



EVOLUTION OF EMTINB

MT-II Structure



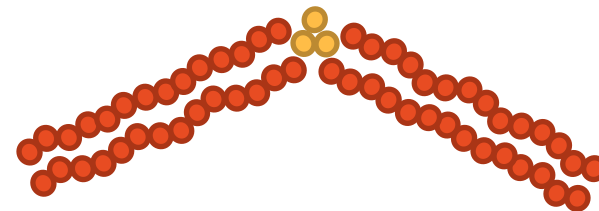
- ▶ 61 amino acid length
- ▶ Binds divalent metal ions
- ▶ Difficult to manufacture

EmtinB Peptide



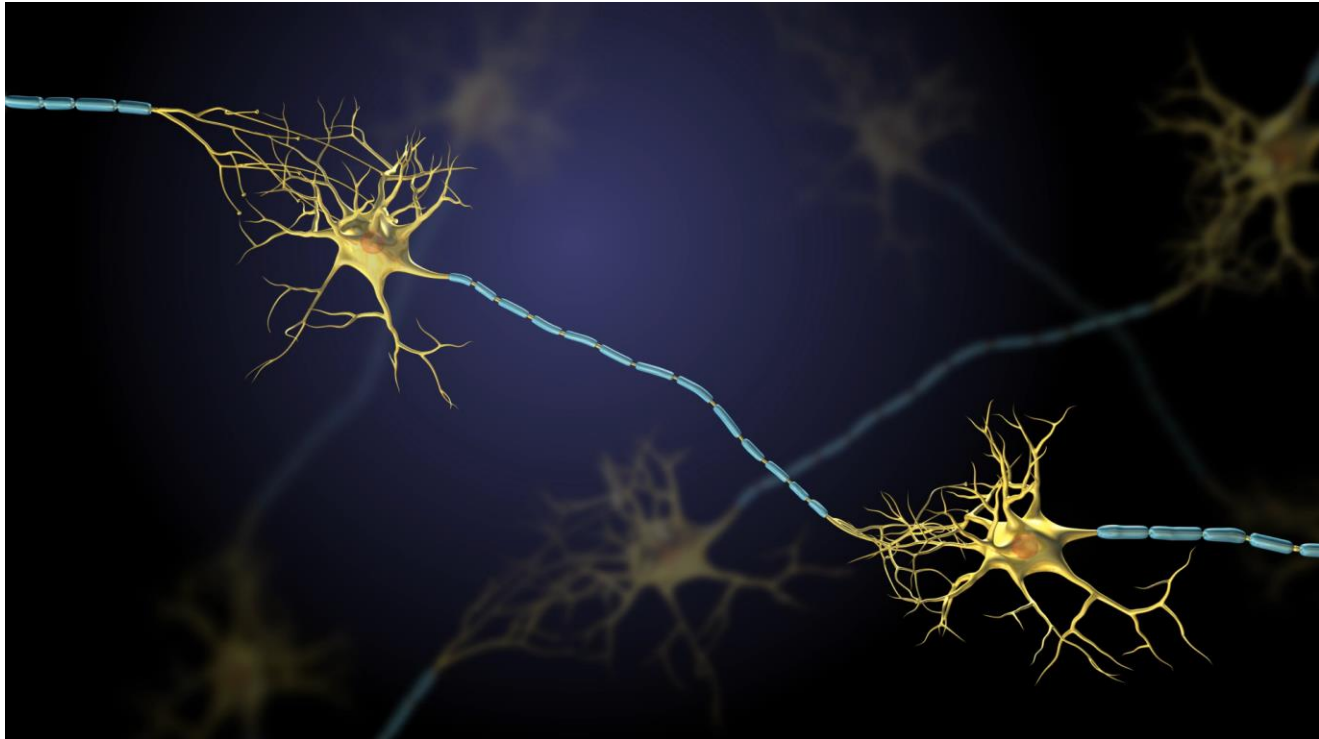
- ▶ 14 amino acid length
- ▶ Isolated from the β-domain of MT-II protein

EmtinB Peptide Dendrimer



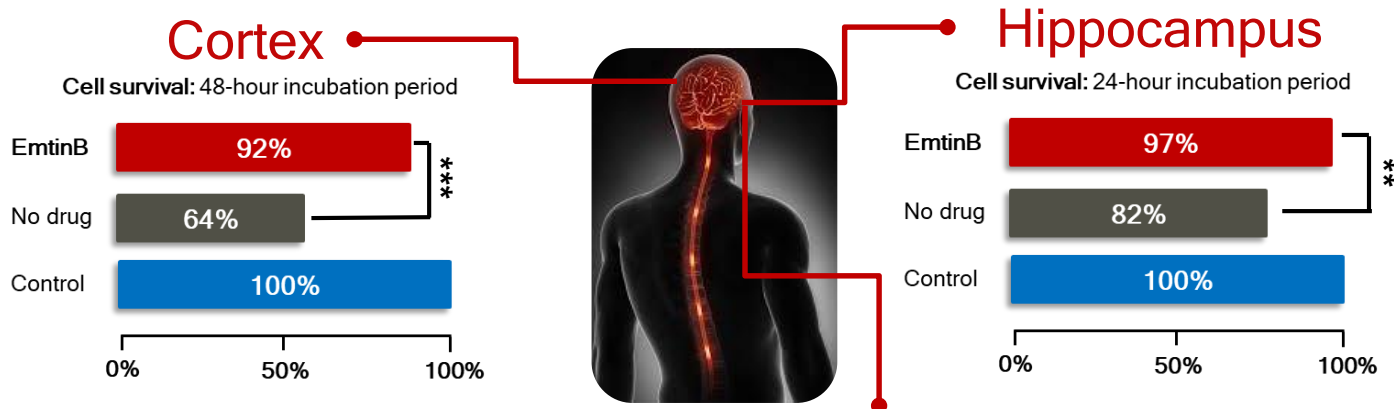
- ▶ Synthesised as a dendrimer:
 - Increased potency and stability

EMTINB MECHANISM OF ACTION: Binding LRP-1 receptor

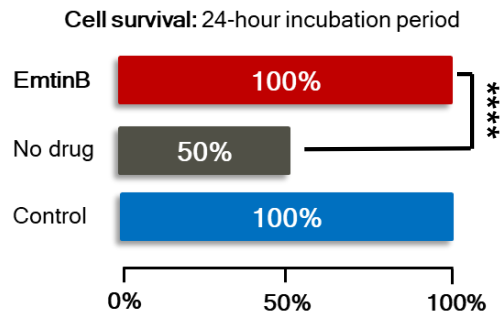


EMTINB SCIENTIFIC DATA

Preclinical survival

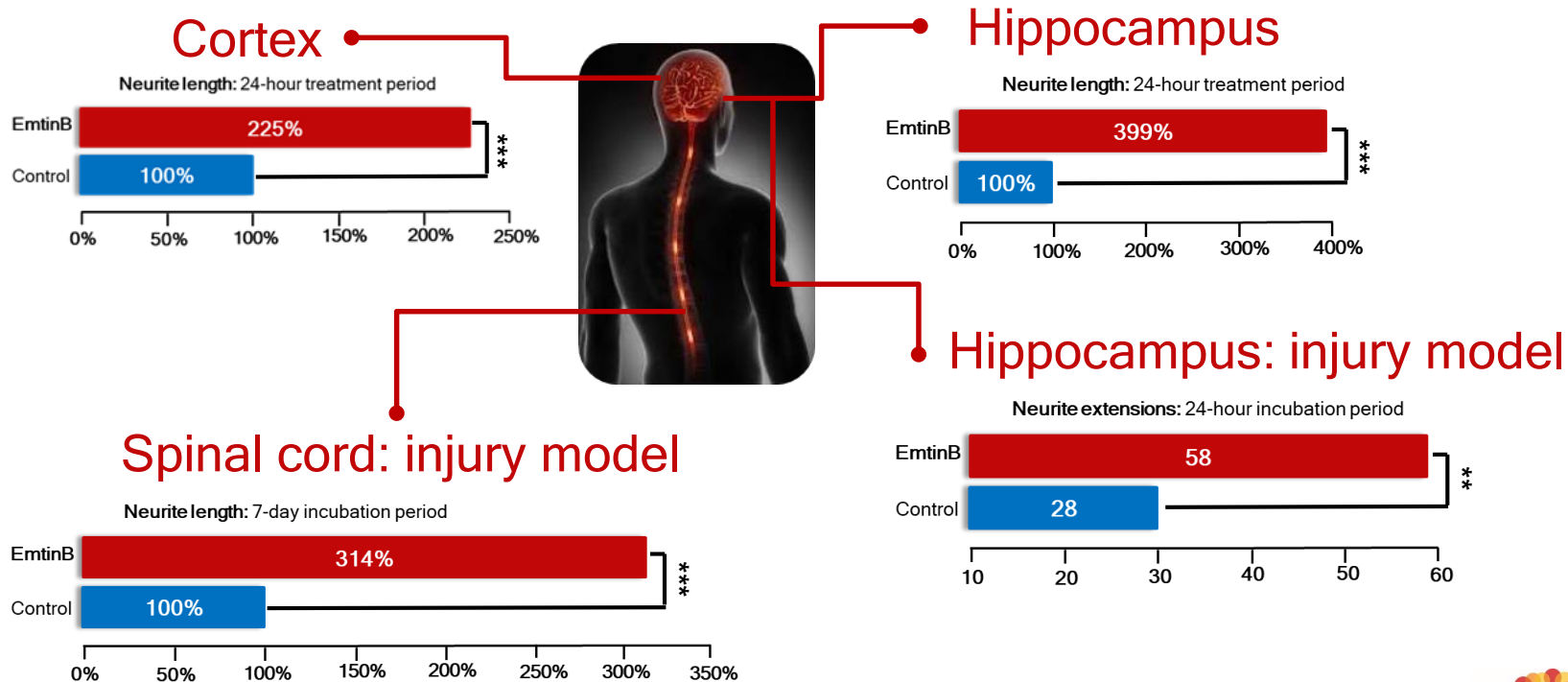


Hippocampus: Alzheimer's model



EMTINB SCIENTIFIC DATA

Preclinical regeneration



EMTINB SCIENTIFIC DATA

Spinal cord injury model

- ▶ Primary neurons isolated from spinal cord tissue of adult rats
- ▶ EmtinB (30 μ g/mL) neuron regeneration >300% vs. untreated control
- ▶ EmtinB (30 μ g/mL) neuron regeneration >2x Copaxone®; marketed drug for Multiple Sclerosis
- ▶ EmtinB significantly increased synaptic connections (18) vs. control (1.8) and Copaxone® (12)
- ▶ EmtinB stimulated longest axon ever recorded in this model

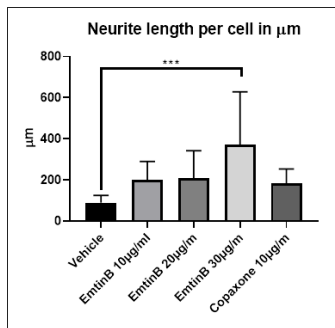



Figure 1: Mean neurite length per cell.

***p<0.001 vs. vehicle using one-way ANOVA followed by Tukey test.

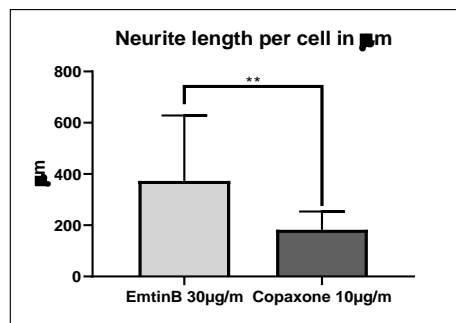


Figure 2: Mean neurite length per cell. EmtinB (30 μ g/ml) vs. Copaxone (10 μ g/ml).

**p<0.01 vs. Copaxone using T-test.

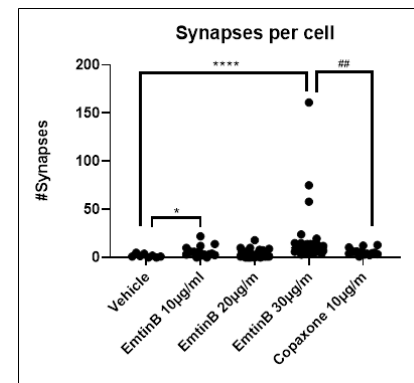


Figure 3: Mean number of synapses per cell

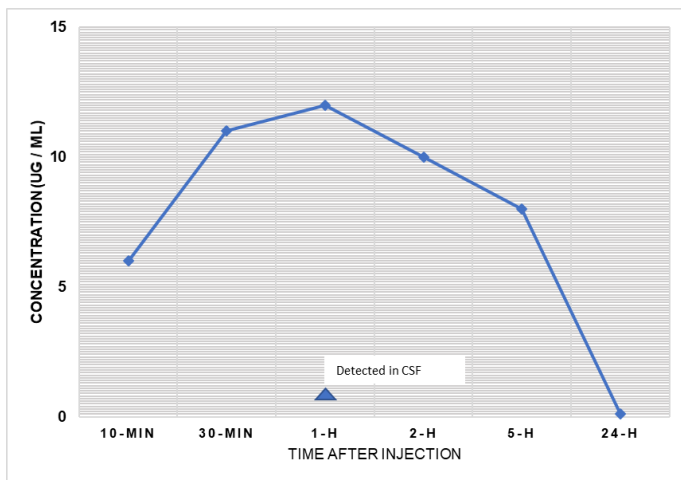
* p<0.05 vs. Vehicle using Kruskal-Wallis test.
 ## p<0.01 vs. Copaxone 10 μ g/ml using Kruskal-Wallis test.
 **** p<0.0001 vs. Vehicle using Kruskal-Wallis test.



EMTINB SCIENTIFIC DATA

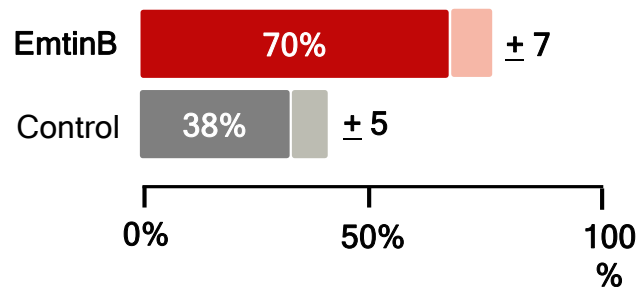
Preclinical studies: animal models

Crosses the blood brain barrier



Slowed progression of disease (memory impairment) by >80% in Alzheimer's animal model

Cognition: treatment for 48 days

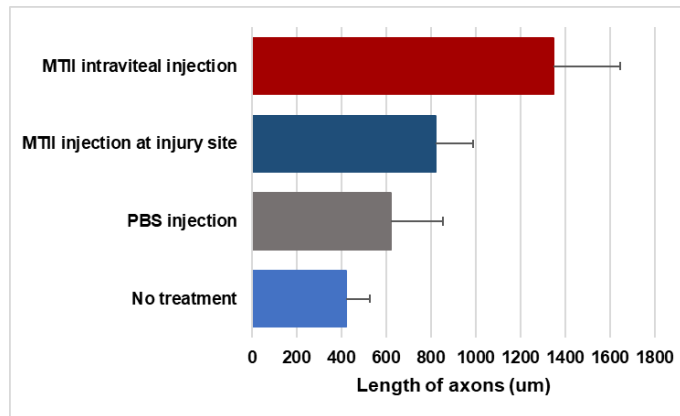


SUPPORTING SCIENTIFIC DATA

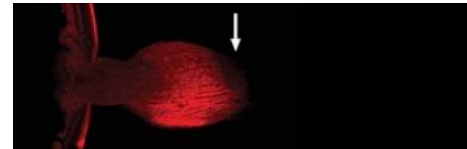
Regenerating the optic nerve

- ▶ Precursor to EmtinB (MT-II) stimulated regenerative growth of optic nerve after complete surgical transection
- ▶ Promotes axonal regeneration through an inhibitory environment in vivo

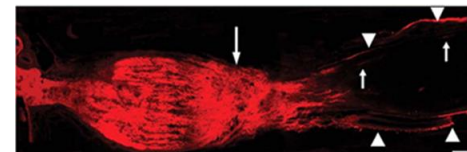
Optic Nerve Growth



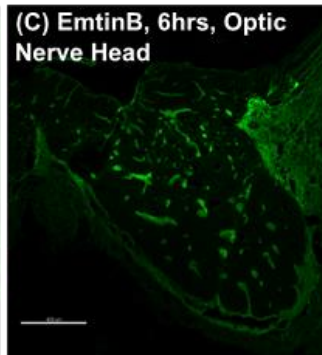
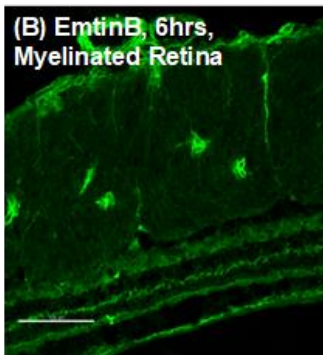
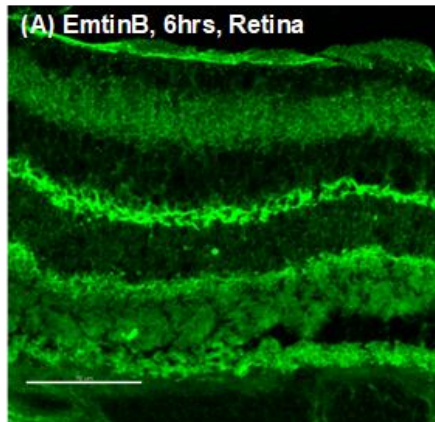
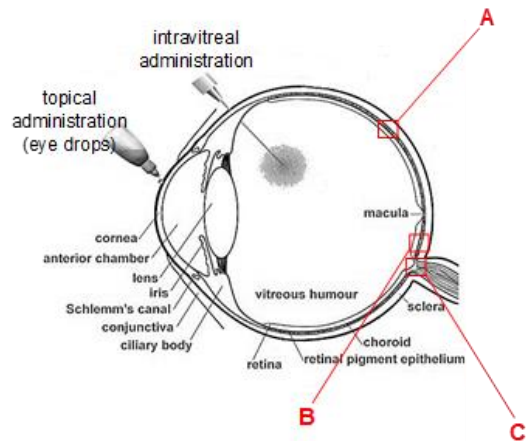
No treatment - post transection



Treatment




EmtinB Can be a Novel Treatment for Glaucoma with Disease-Modifying Potential



- New data demonstrates the ability of EmtinB to penetrate the retina and optic nerve of the rabbit eye with no side effects
- Data from rabbit study also indicates that EmtinB could be developed into a disease modifying eye drop formulation
- Previously shown that Metallothionein (EmtinB is modeled on Metallothionein) is a powerful promoter of axonal regeneration of the completely severed mature optic nerve in rat model
- Data form a breakthrough study in pig Glaucoma model expected by YE2019

EMTINB DEVELOPMENT SCHEDULE



STRATEGIC PARTNERSHIPS



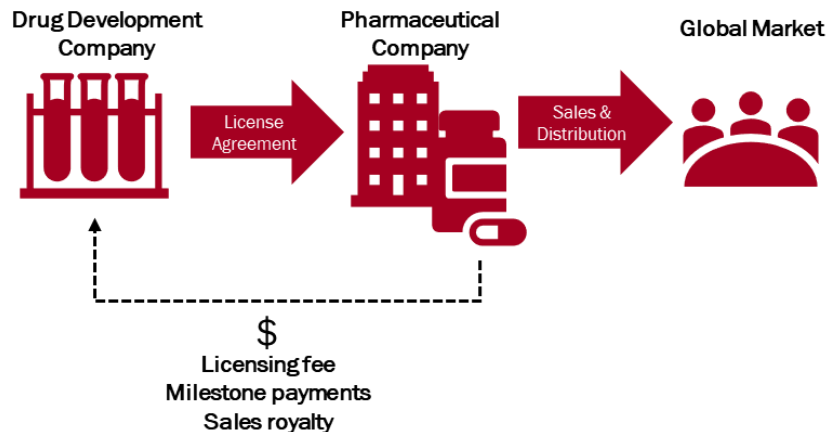
- ▶ Partner for preclinical studies
- ▶ Managed >3300 unique compounds
- ▶ >500 IND/CTD programs in the last 5-years
- ▶ Offer complete development solution from preclinical to clinical to market



- ▶ Partner for ophthalmology studies
- ▶ Developed 1st artificial cornea
- ▶ Developed 1st transgenic animal model for macular degeneration
- ▶ Glaucoma treatment recently acquired by global pharma Allergan

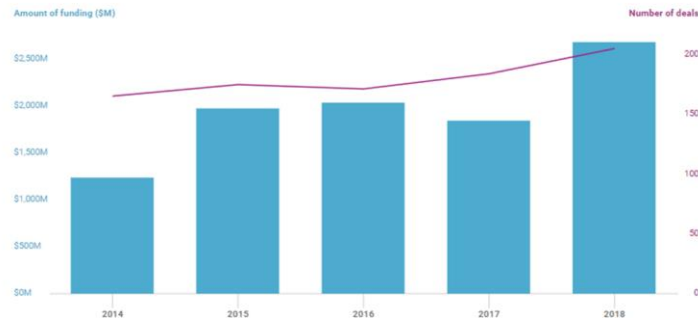
BUSINESS MODEL

- ▶ Company will seek to out-license EmtinB for late-stage clinical development
- ▶ Potential for multiple treatment indications will be attractive to “big pharma”



Neuroscience startups saw an increase in funding in 2018

Funding activity between 2014 – 2018



Source: cbinsights.com

CBINSIGHTS

KEY MILESTONES



OCT-19

Report on ocular tissue distribution study in rabbits.




DEC-19

Results on efficacy study in glaucoma pig model



Nov-19

Results on additional efficacy study in CVN Alzheimer's model

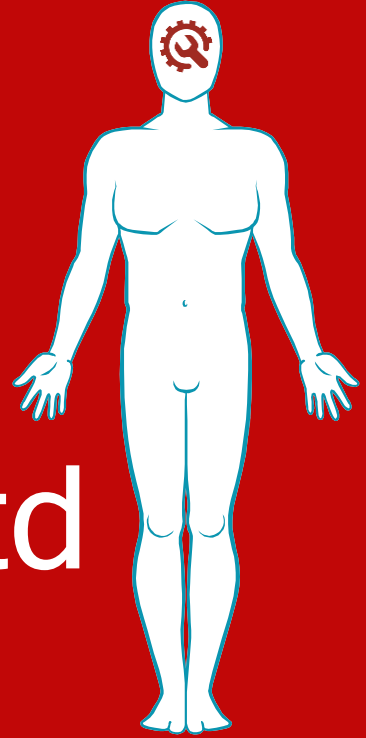


NOV/DEC -19

Expected conclusion of safety & toxicity studies

NeuroScientific Biopharmaceuticals Ltd

ASX.NSB



NeuroScientific
BIOPHARMACEUTICALS

Novel drug therapies for neurodegenerative
conditions