



NEXUSMINERALS

**AGM Presentation
November 2019**

DISCLAIMER & COMPETENT PERSONS STATEMENT

- This document contains forward looking statements. Forward looking statements are not based on historical facts, but are based on Nexus's current expectations of future results or events. These forward looking statements are subject to risks, uncertainties and assumptions which could cause actual results or events to differ materially from the expectations described in such forward looking statements. While Nexus believes that the expectations reflected in the forward looking statements in this document are reasonable, no assurance can be given that such expectations will prove to be correct. Matters as yet not known to Nexus or not currently considered material by Nexus, may cause actual results or events to be materially different from those expressed, implied or projected in any forward looking statements. Any forward looking statement contained in this document is qualified by this cautionary statement.
- The information contained in this presentation is for informational purposes only and does not constitute an offer to issue, or arrange to issue, securities or other financial products. The information contained in this presentation is not investment or financial product advice and is not intended to be used as the basis for making an investment decision. The presentation has been prepared without taking into account the investment objectives, financial situation or particular needs of any particular person.
- No representation or warranty, express or implied, is made as to the fairness, accuracy, completeness or correctness of the information, opinions and conclusions contained in this presentation. To the maximum extent permitted by law, none of Nexus Minerals Limited, its directors, employees or agents, nor any other person accepts any liability, including, without limitation, any liability arising out of fault or negligence, for any loss arising from the use of the information contained in this presentation. In particular, no representation or warranty, express or implied is given as to the accuracy, completeness or correctness, likelihood of achievement or reasonableness or any forecasts, prospects or returns contained in this presentation nor is any obligation assumed to update such information. Such forecasts, prospects or returns are by their nature subject to significant uncertainties and contingencies.
- Before making an investment decision, you should consider, with or without the assistance of a financial adviser, whether an investment is appropriate in light of your particular investment needs, objectives and financial circumstances. Past performance is no guarantee of future performance.
- The distribution of this document in jurisdictions outside Australia may be restricted by law. Any recipient of this document outside Australia must seek advice on and observe any such restrictions.
- In particular, this presentation does not constitute an offer to sell, or a solicitation of an offer to buy, securities in the United States or to any "U.S. person" (as defined in Regulation S under the U.S. Securities Act of 1933, as amended ("Securities Act")). The securities referred to in this presentation have not been and will not be registered under the Securities Act or under the securities laws of any state in the United States. Securities may not be offered or sold in the United States or to, or for the account or benefit of, any U.S. person, unless the securities have been registered under the Securities Act or an exemption from registration is available.
- The information in this report that relates to the Crusader Mineral Resource Estimate is based upon information compiled by Mr Adam James, a Competent Person who is a member of The Australian Institute of Mining and Metallurgy and the Australian Institute of Geoscientists. Mr James is a full-time employee of Nexus Minerals Limited. Mr James has sufficient experience that is relevant to the style of mineralisation and type of deposit under consideration and to the activity being undertaken to qualify as a Competent Person as defined in the 2012 Edition of the 'Australasian Code for Reporting of Exploration Results, Mineral Resources and Ore Reserves'. Mr James consents to the inclusion in the report of matters based on his information in the form and context in which it appears.
- The information in this report that relates to Exploration Results, Mineral Resources or Ore Reserves is based on, and fairly represents, information and supporting documentation, prepared, compiled or reviewed by Mr Andy Tudor, who is a Member of the Australasian Institute of Mining and Metallurgy and the Australian Institute of Geoscientists. Mr Tudor is the Managing Director and full-time employee of Nexus Minerals Limited. Mr Tudor has sufficient experience which is relevant to the style of mineralisation and type of deposit under consideration and to the activity for which he is undertaking to qualify as a Competent Person as defined in the 2012 Edition of the "Australian Code for Reporting of Exploration Results, Mineral Resources and Ore Reserves". Mr Tudor consents to the inclusion in the report of the matters based on his information in the form and context in which it appears.
- The exploration results are available to be viewed on the Company website www.nexus-minerals.com. The Company confirms it is not aware of any new information that materially affects the information included in the original announcement. The Company confirms that the form and context in which the Competent Person's findings are present have not been materially modified from the original announcements of 6/9/2018, 20/9/2018, 16/10/18, 29/11/2018, 24/1/2019, 4/2/2019, 27/2/19, 15/3/2019, 2/4/2019, 9/4/2019, 16/4/2019, 18/4/2019, 29/5/2019, 8/7/2019, 28/8/2019, 8/10/2019 and 21/10/2019.
- No Ore Reserves have currently been defined on the Pinnacles JV Gold Project, nor the Wallbrook Gold Project. There has been insufficient exploration and technical studies to estimate an Ore Reserve and it is uncertain if further exploration and/or technical studies will result in the estimation of an Ore Reserve. The potential for the development of a mining operation and sale of ore from the Pinnacles JV Gold Project or the Wallbrook Gold Project has yet to be established.

COMPANY SNAPSHOT



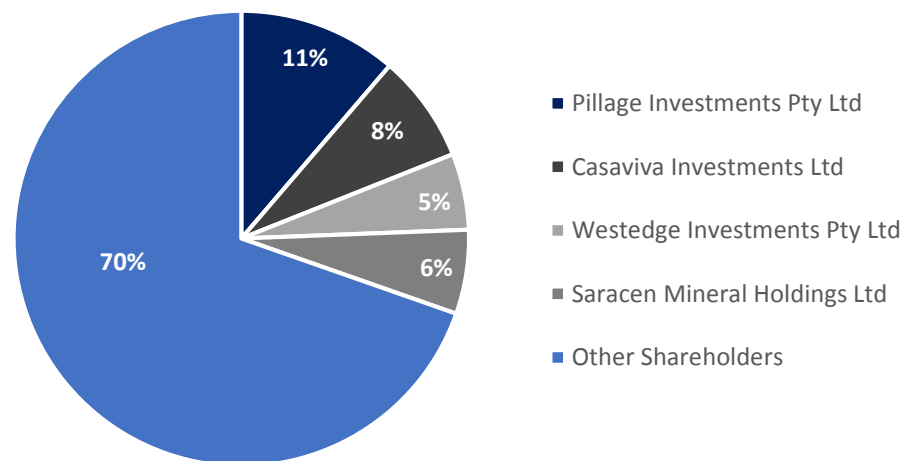
CORPORATE OVERVIEW

Nexus Minerals Limited	ASX: NXM
Shares	118 million
Share Price (25/11/2019)	A\$0.046
Market Cap (25/11/2019)	A\$5.40m
Cash (30/09/2019)	A\$2.9m
Enterprise Value	A\$2.5m
Shareholders	800
Top 20	49.90%

BOARD AND MANAGEMENT

Chairman	Mr Paul Boyatzis
Managing Director	Mr Andy Tudor
Non - Executive Director	Dr Mark Elliott
Non - Executive Director	Mr Bruce Maluish
Company Secretary	Mr Phil MacLeod

Share Ownership



ASX:NXM




FWB:YAK



TARGETING DISCOVERY OF LARGE SCALE GOLD DEPOSITS IN WESTERN AUSTRALIAN GOLDFIELDS

- Strategic landholding in Eastern Goldfields, WA
- Saracen Mineral Holdings (Saracen ASX:SAR)
 - ❑ 6% Shareholder & JV Partner
- Highly Prospective Regional Tenement Package
 - ❑ Wallbrook Gold Project– 250km²
 - ❑ Pinnacles Gold Project – 125km²
- Professional Team
 - ❑ Gold Exploration Focus
 - ❑ Development Experience



PROJECT LOCATIONS

Eastern Goldfields Western Australia

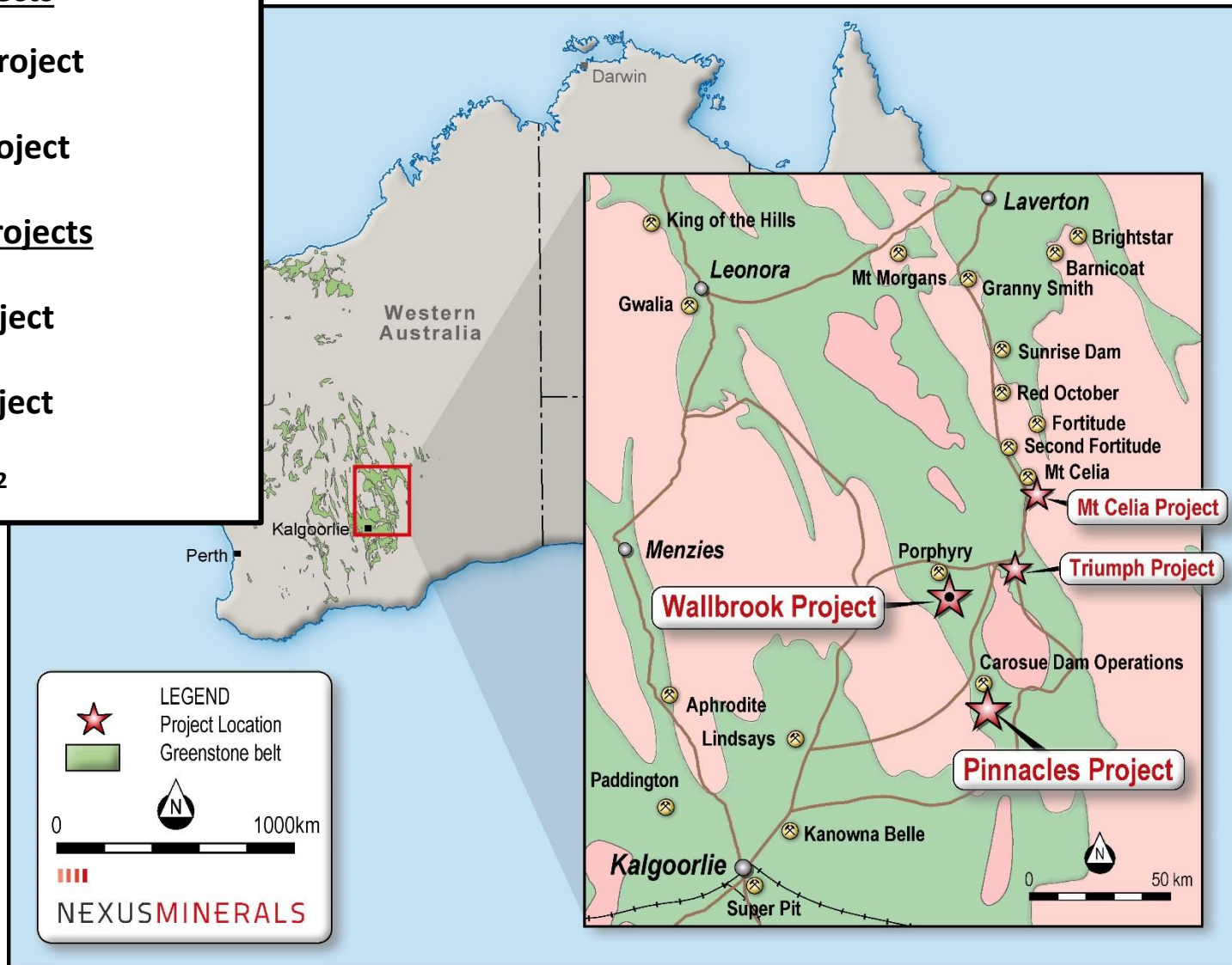
Key Projects

- Wallbrook Gold Project
- Pinnacles Gold Project

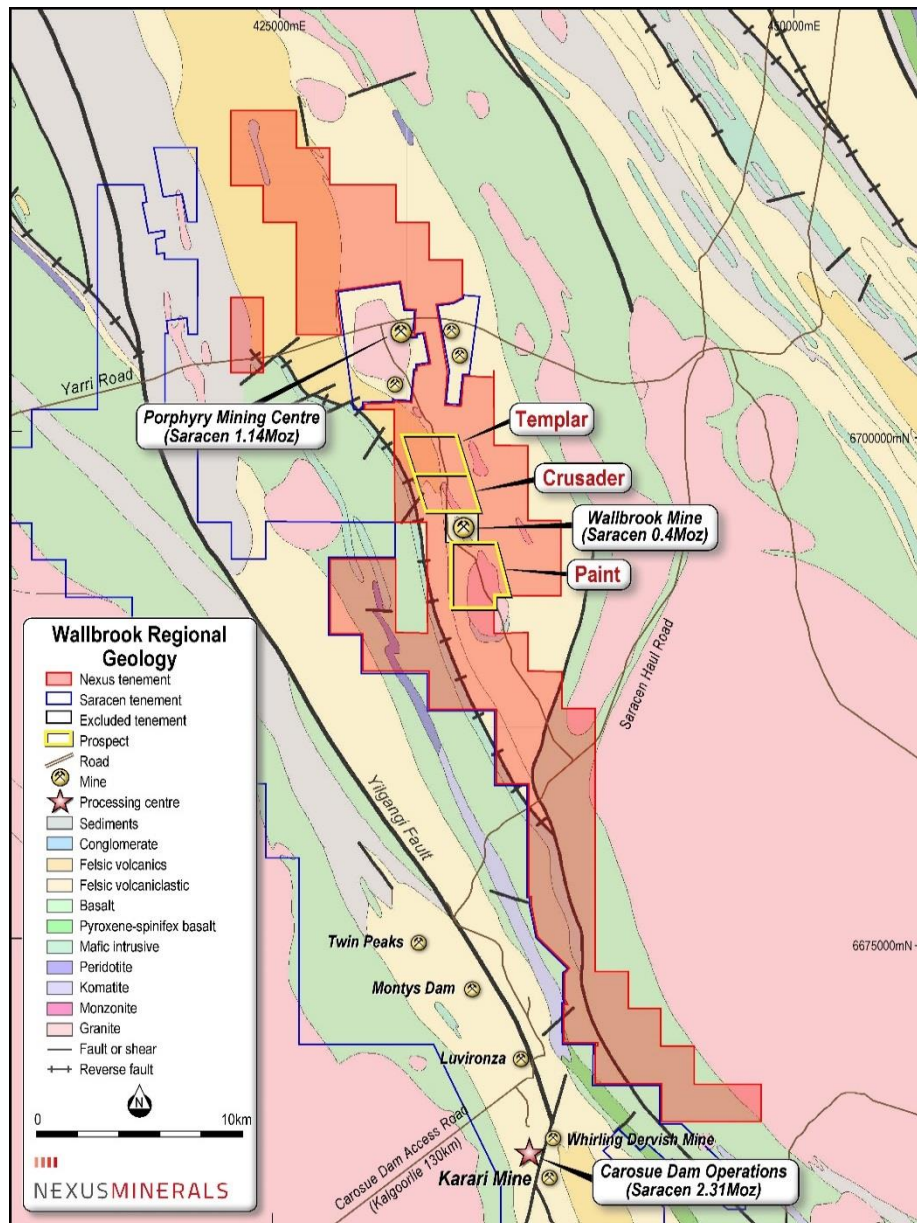
Portfolio Projects

- Triumph Gold Project
- Mt Celia Gold Project

Total Package 680km²

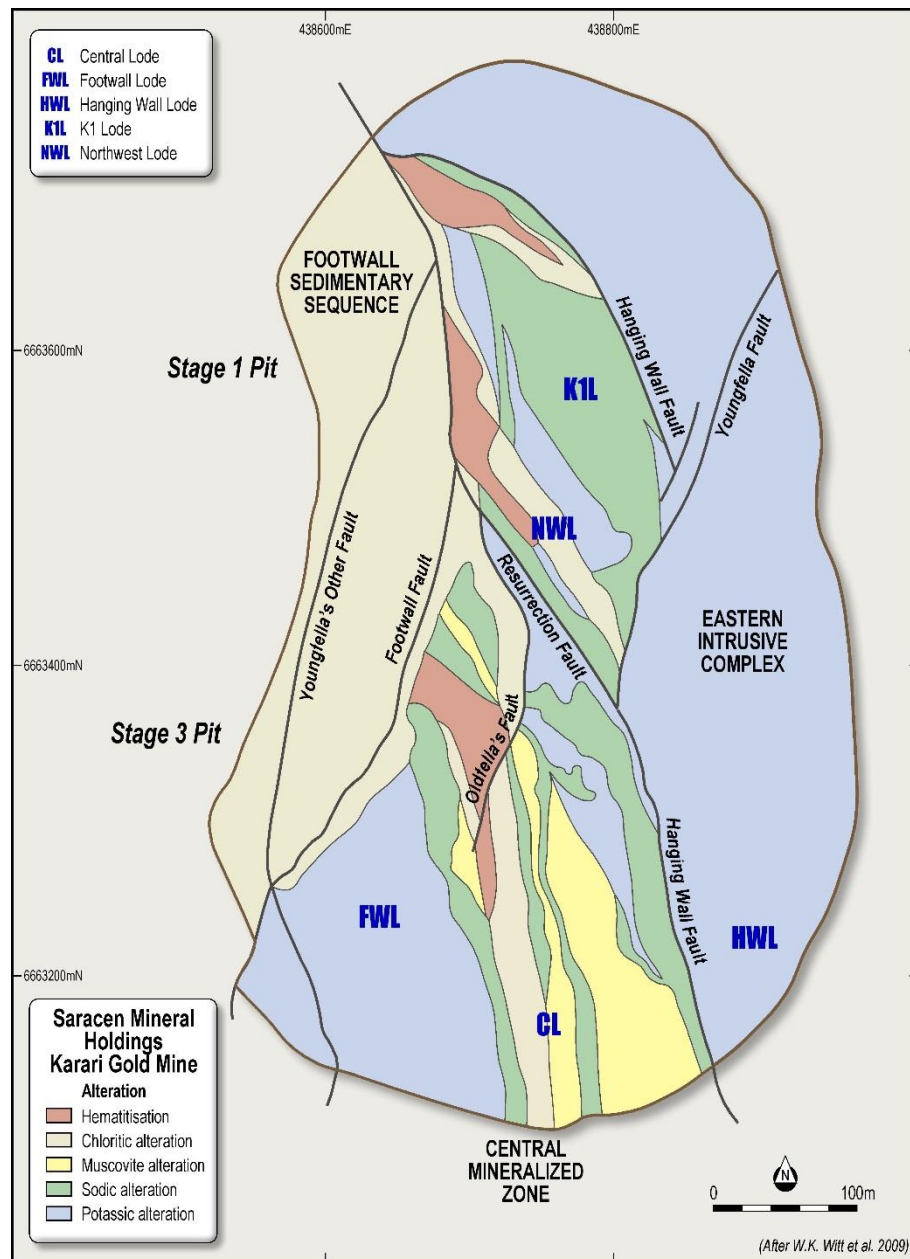


WALLBROOK GOLD PROJECT



- 140km northeast of Kalgoorlie & immediately north of Saracen's Carosue Dam Operations
- Saracen aggressively exploring adjacent tenement package – Upgrading Carosue Dam facilities – mill, paste plant, camp, airstrip.....
- 250km² contiguous tenement package – Some 50km strike of prospective geology
- Geology & structural setting highly prospective for hosting gold mineralisation
Multi Million Ounce Gold District
- Significant historical gold results, limited follow up, largely underexplored landholding
- Regional gold deposits are located
 - ✓ Proximal to porphyry intrusions
 - ✓ Within altered intruded host rocks

SARACEN'S KARARI GOLD MINE – “THE TARGET STYLE”



Karari Gold Mine Discovery*

1991

- 400m gold soil anomaly;
- RAB drilling identified >100ppb Au anomaly;
- Discovery hole
 - 26m @ 0.13g/t Au (from 58m)
Hosted in small felsic intrusive;
 - 54m @ 0.21g/t Au (from 154m)
Hosted in strongly foliated hematite altered zone. This interval included 2 narrow zones of +1g/t Au

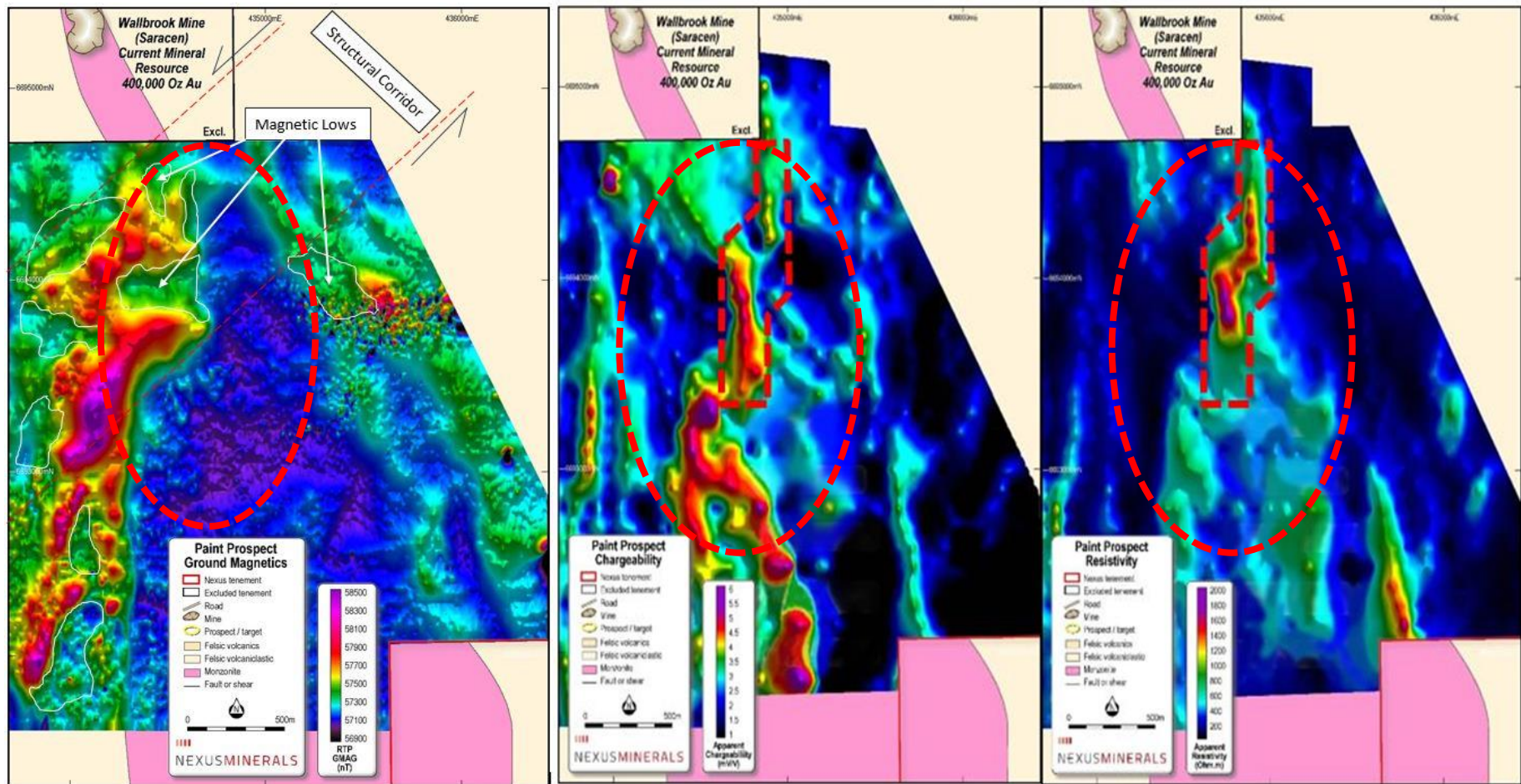
1997

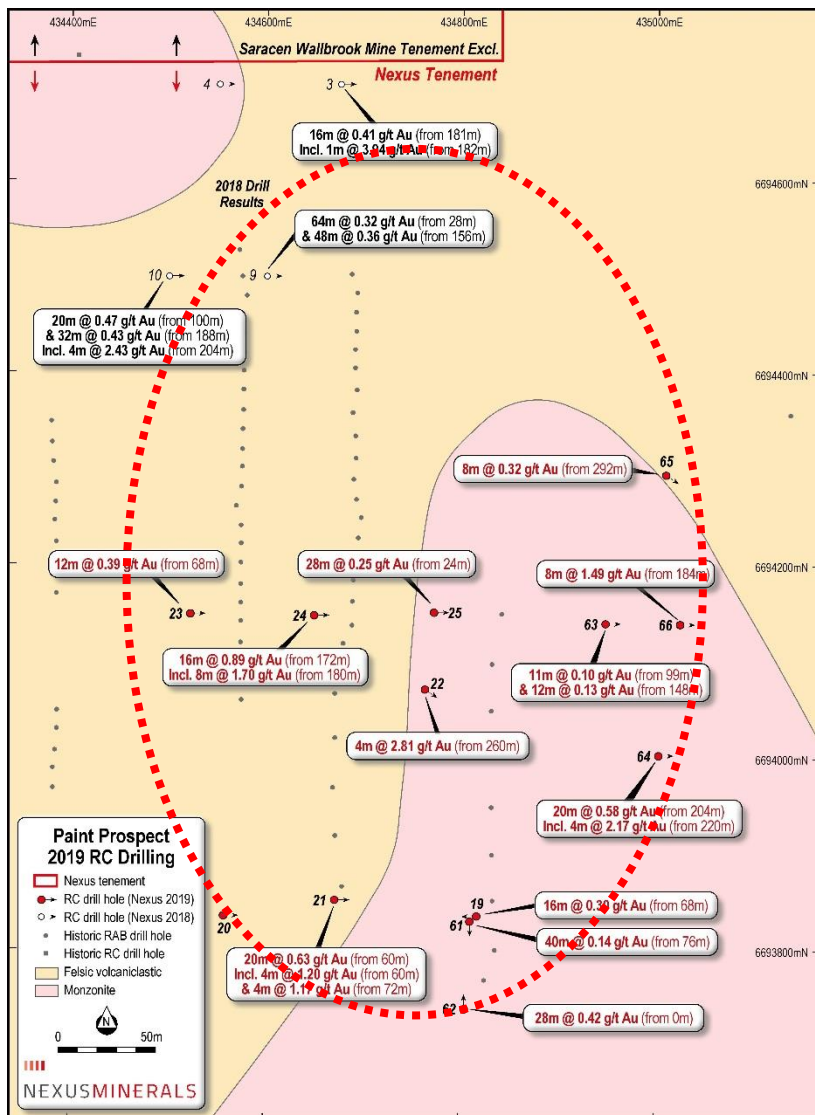
- RC Drill Program returned
 - 12m @ 2.05g/t Au (from 38m);
 - 12m @ 3.03g/t Au (from 58m).

*Carosue Dam Gold Project – Evolution of a Discovery
Langworthy and Joyce
New Generation Gold Mines Conference 1999

Nexus Geophysical Surveys - excellent vectors for mineralisation and drill planning

- High Resolution Ground Magnetics – Structure + anomalous magnetic lows within magnetic highs
- Coincident GAIP Chargeability & Resistivity anomaly – Silicification and sulphide concentration
- Gravity – Highlights potential hydrothermal alteration and complex structural features



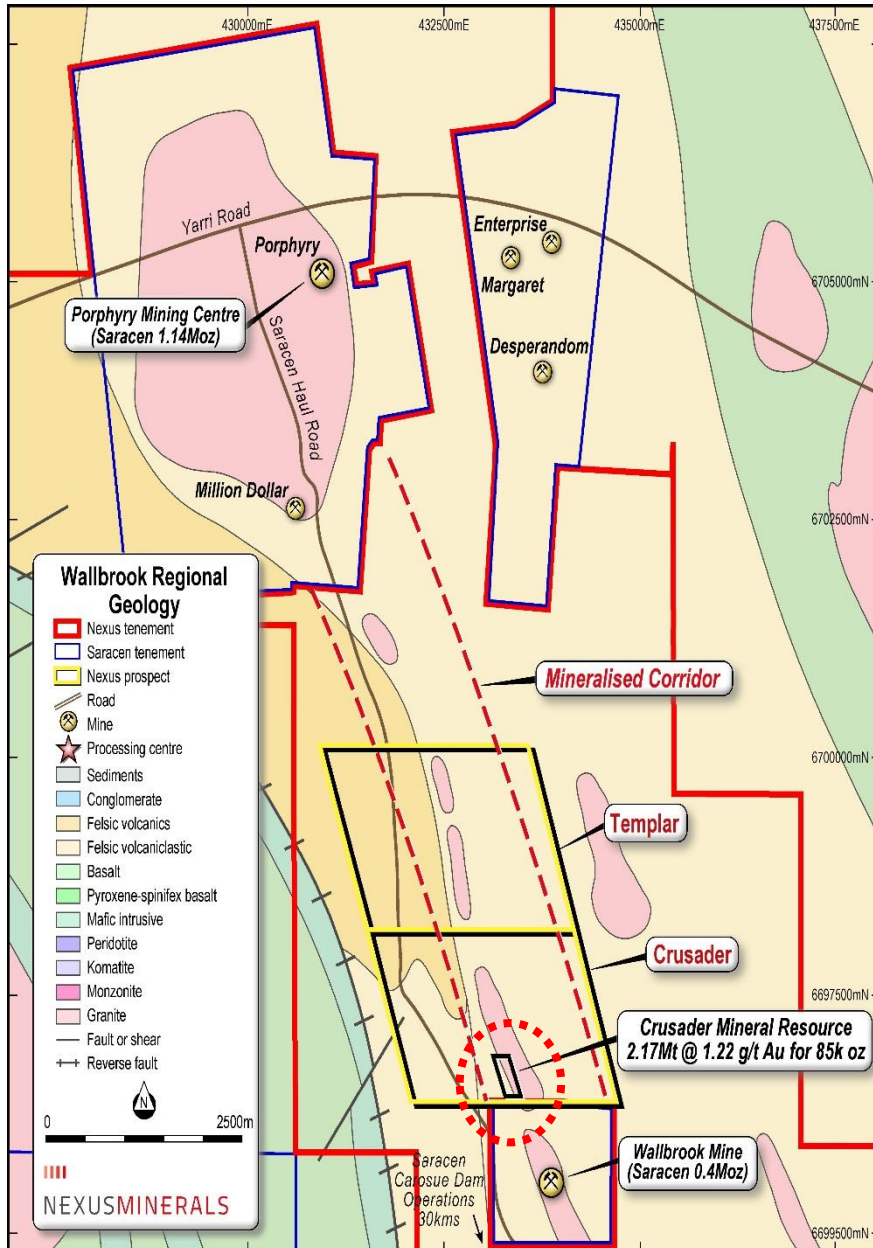


Targeting “Karari Style” Mineralisation

- Nexus RC Drill holes – Mineralisation hosted in variably hematite altered intrusive and host rocks
- Multiple zones of 1g/t+ Au intersections
 - 64m @ 0.32g/t Au (from 28m)
 - 48m @ 0.36g/t Au (from 156m)
 - 20m @ 0.63g/t Au (from 60m)
 - 20m @ 0.58g/t Au (from 204m)
 - 28m @ 0.42g/t Au (from 0m)



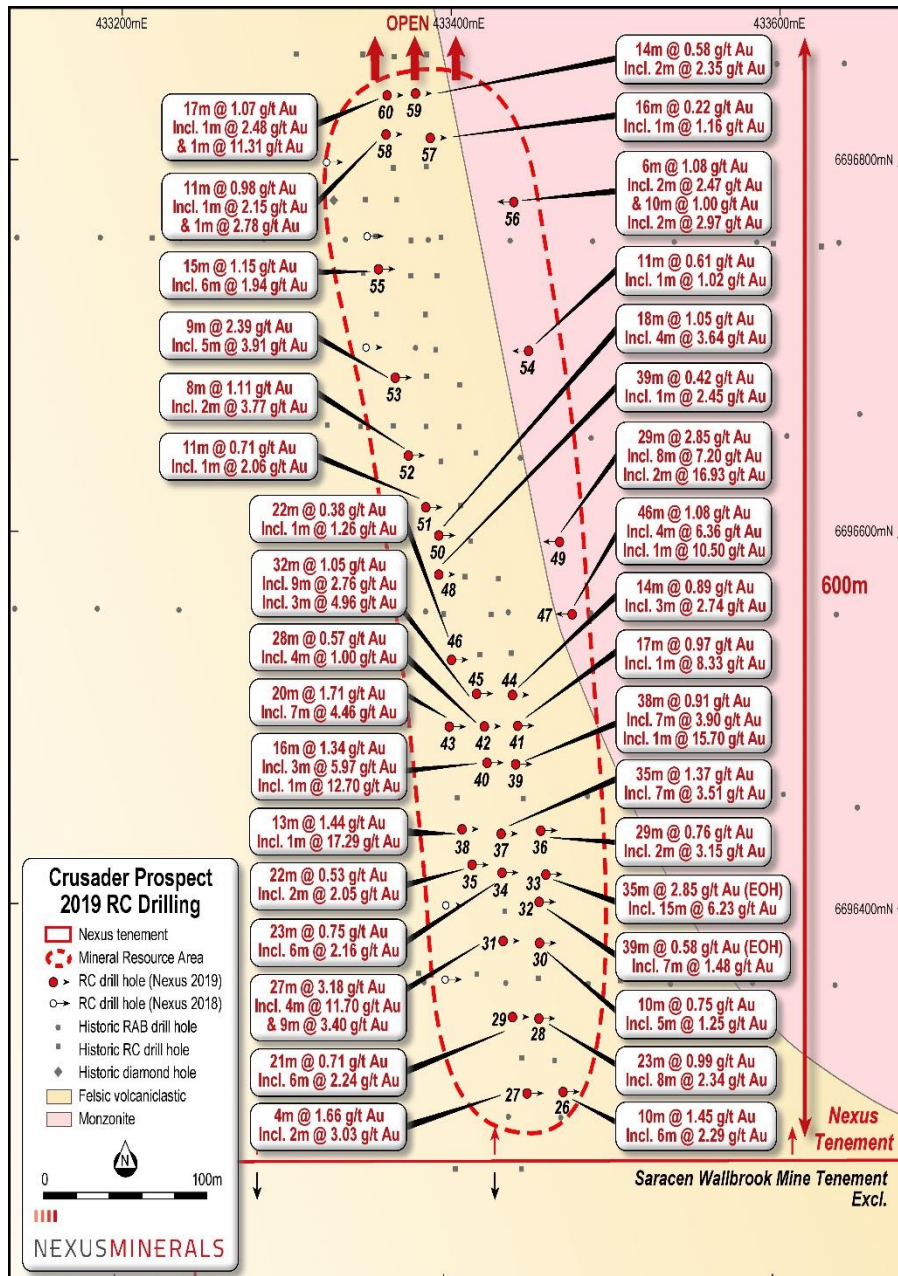
NMWBR18-010 204-208m. 4m @ 2.43g/t Au. Brick-red coloured hematitic alteration at contact of high-level porphyry intrusive and volcanic host rock



Exploration Completed 2019

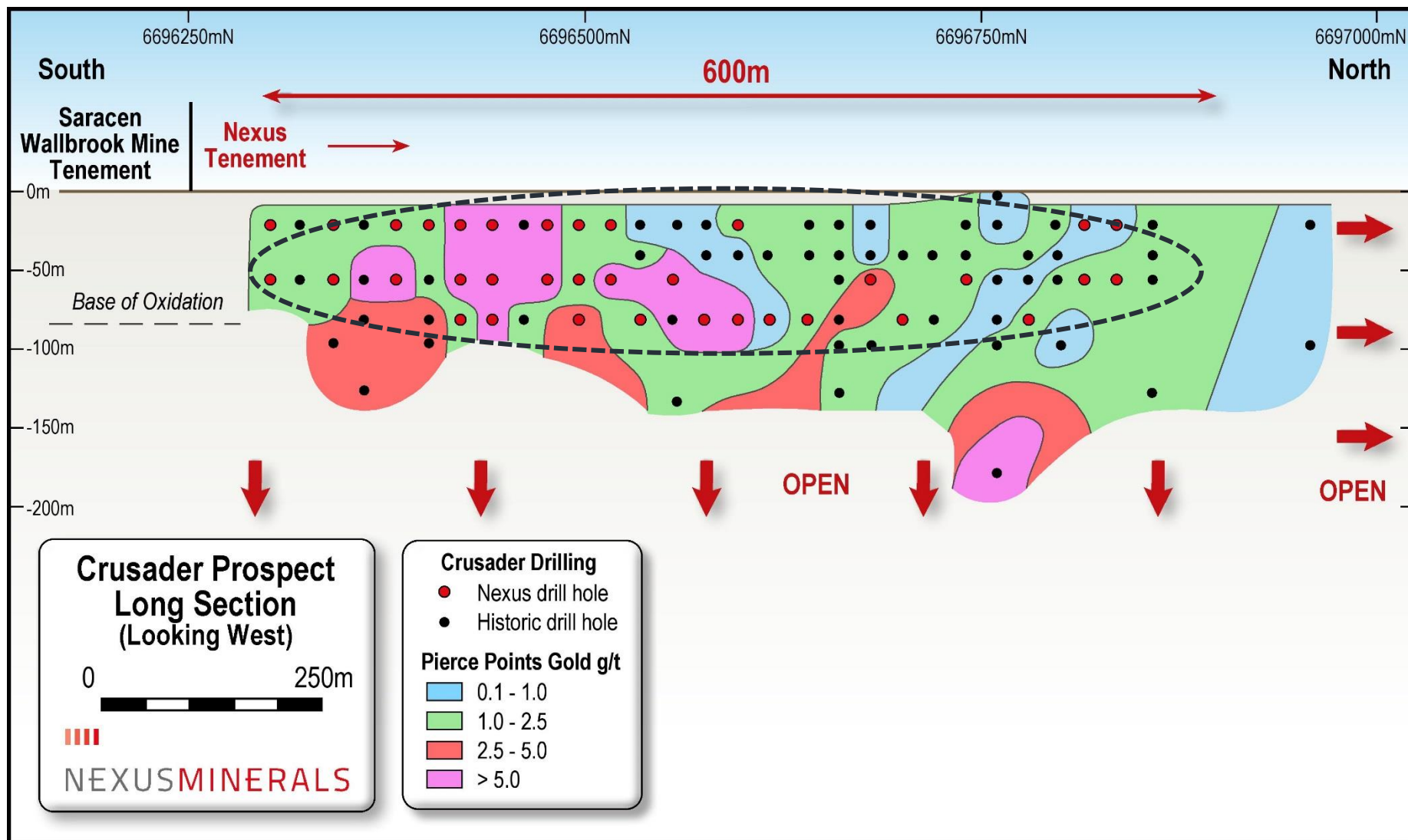
- Crusader Prospect 40 hole 4626m RC Drill program confirmed mineralisation style, alteration style and gold grades along 600m strike zone;
- Crusader JORC 2012 Mineral Resource Estimate;
 - ❑ 2.17Mt @ 1.22g/t Au for 85,000 ounces
- High resolution ground magnetic survey confirms strike zone of interest extends through Crusader and Templar Prospects to the north;
- Gravity survey over Templar Prospect highlights extension of Crusader Prospect gravity low corridor;
- Modelling reveals multiple NW striking / steeply dipping zones of mineralisation over >5km strike;
- Multiple surface gold soil geochemical anomalies (+9ppb Au / Max 920 ppb Au);
- Geological and structural mapping, combined with surface geochemistry, outline mineralised trends.

CRUSADER PROSPECT

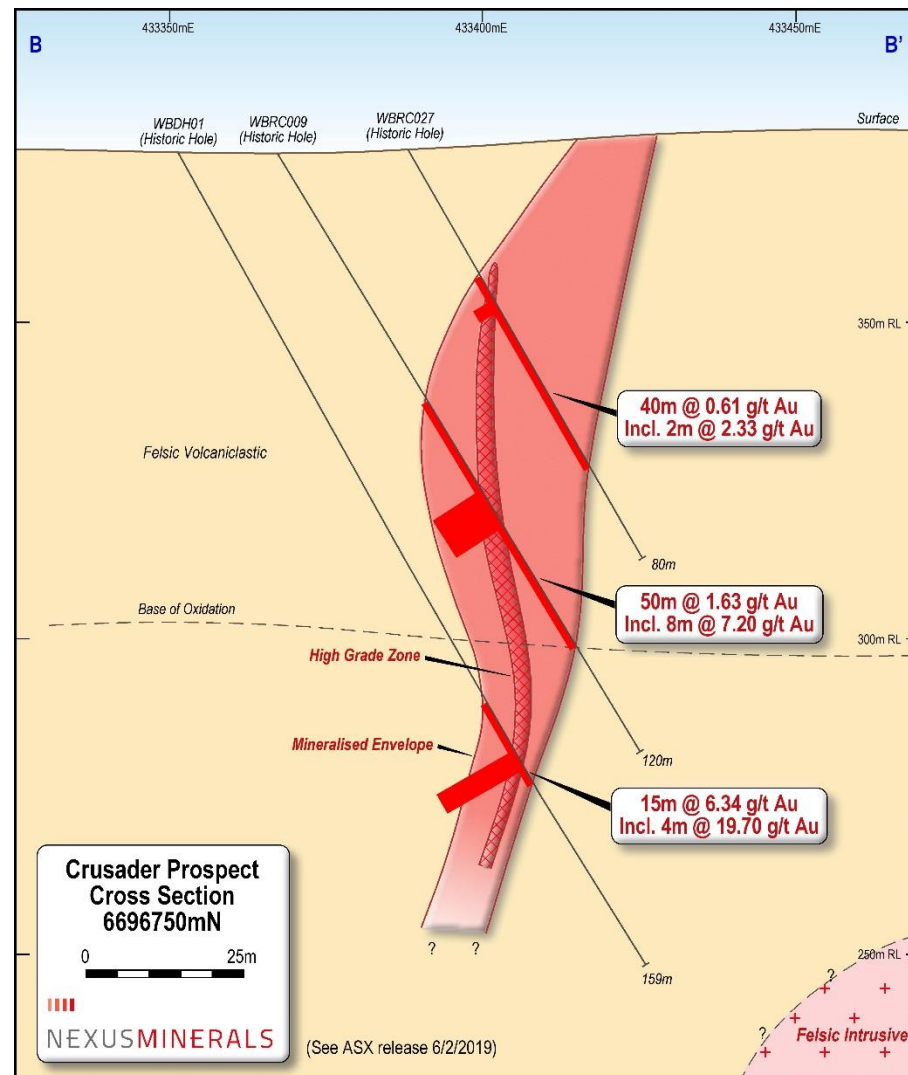
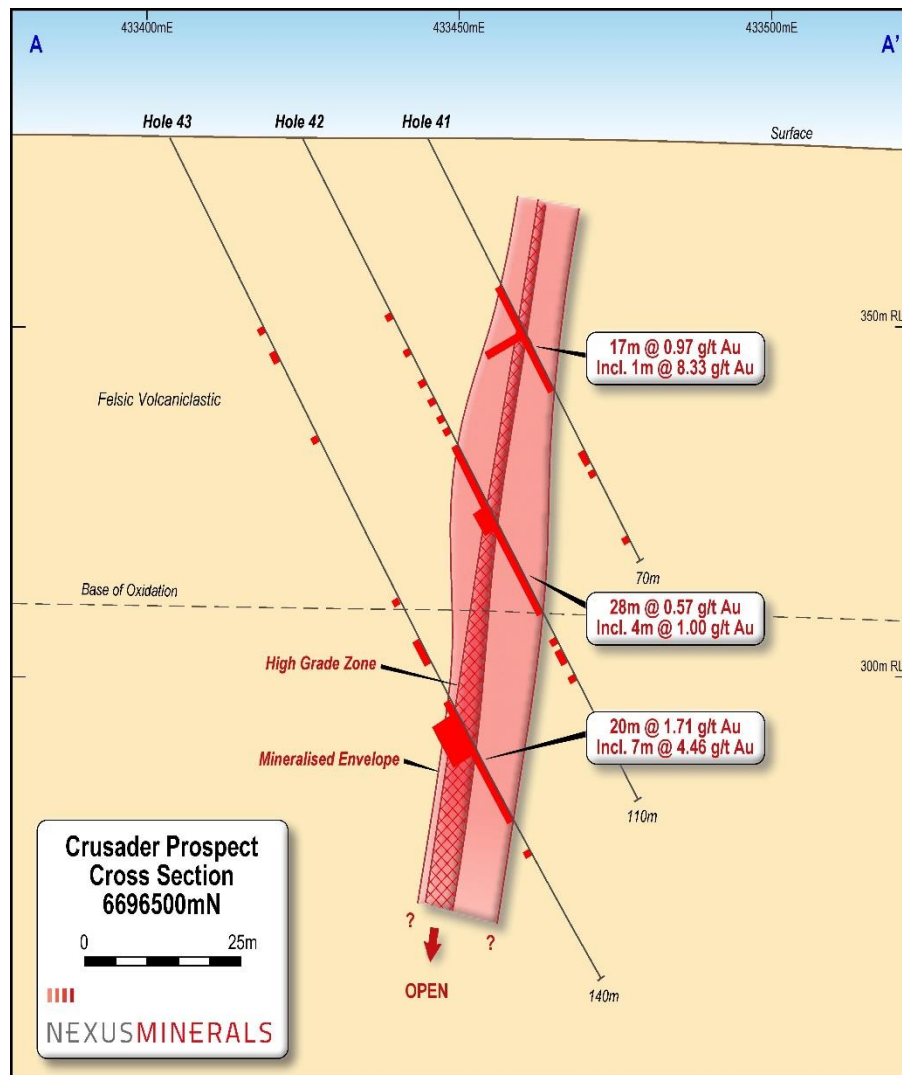


- Crusader Prospect 40 hole 4626m RC Drill program confirmed mineralisation style, alteration style and gold grades along 600m strike zone;
- Crusader JORC 2012 Mineral Resource Estimate;
 - ❑ 2.17Mt @ 1.22g/t Au for 85,000 ounces
- 54% of the mineral resource within the Indicated category, drilling concentrated on the top 100m;
- Resource remains open to the north and at depth;
- Best intersections include;
 - Hole#31 - 27m @ 3.18g/t Au (from 61m)
 - ✓ incl. 4m @ 11.70g/t Au
 - ✓ incl. 1m @ 30.33g/t Au
 - ✓ and 9m @ 3.40g/t Au
 - Hole#33 - 35m @ 2.85g/t Au (from 25m to EOH)
 - ✓ incl. 15m @ 6.23 g/t Au
 - ✓ incl. 1m @ 21.95g/t Au
 - Hole#49 - 29m @ 2.85g/t Au (from 30m)
 - ✓ incl. 8m @ 7.20g/t Au
 - ✓ incl. 2m @ 16.93g/t Au
 - ✓ incl. 1m @ 20.13g/t Au

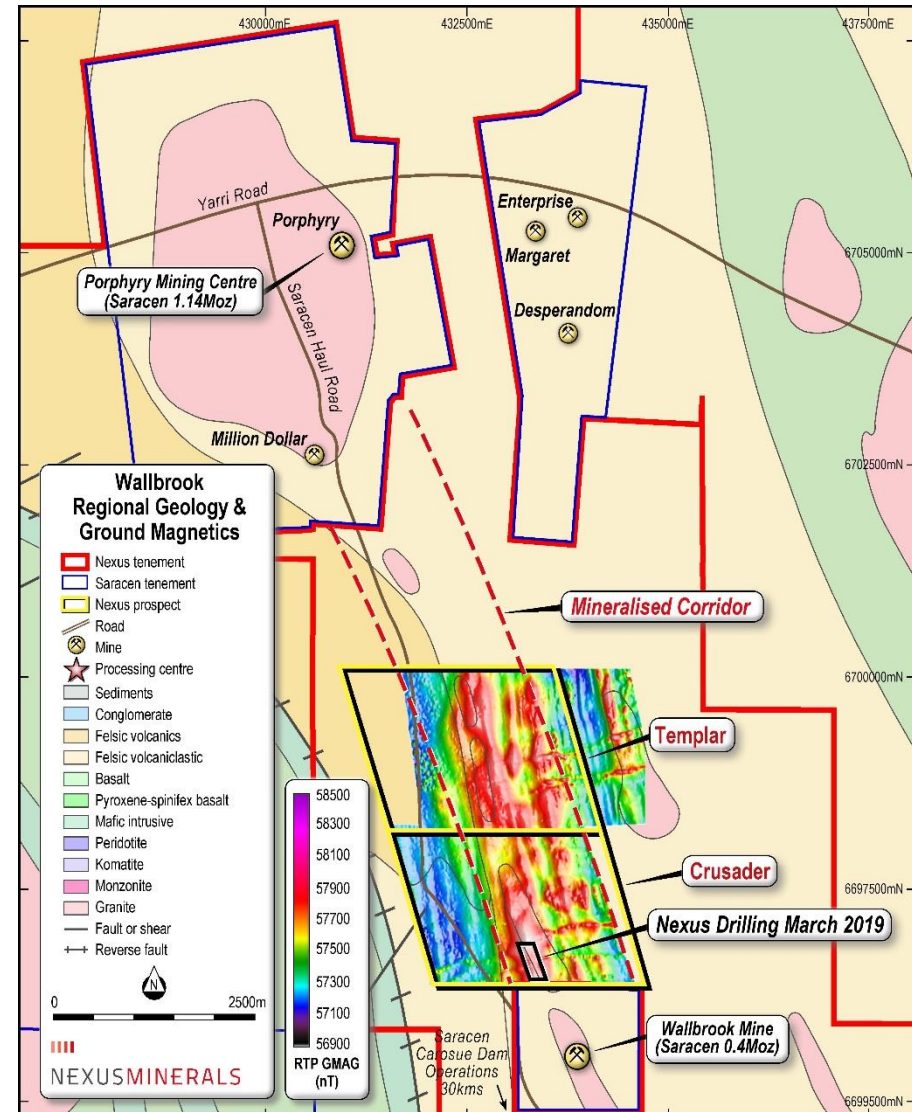
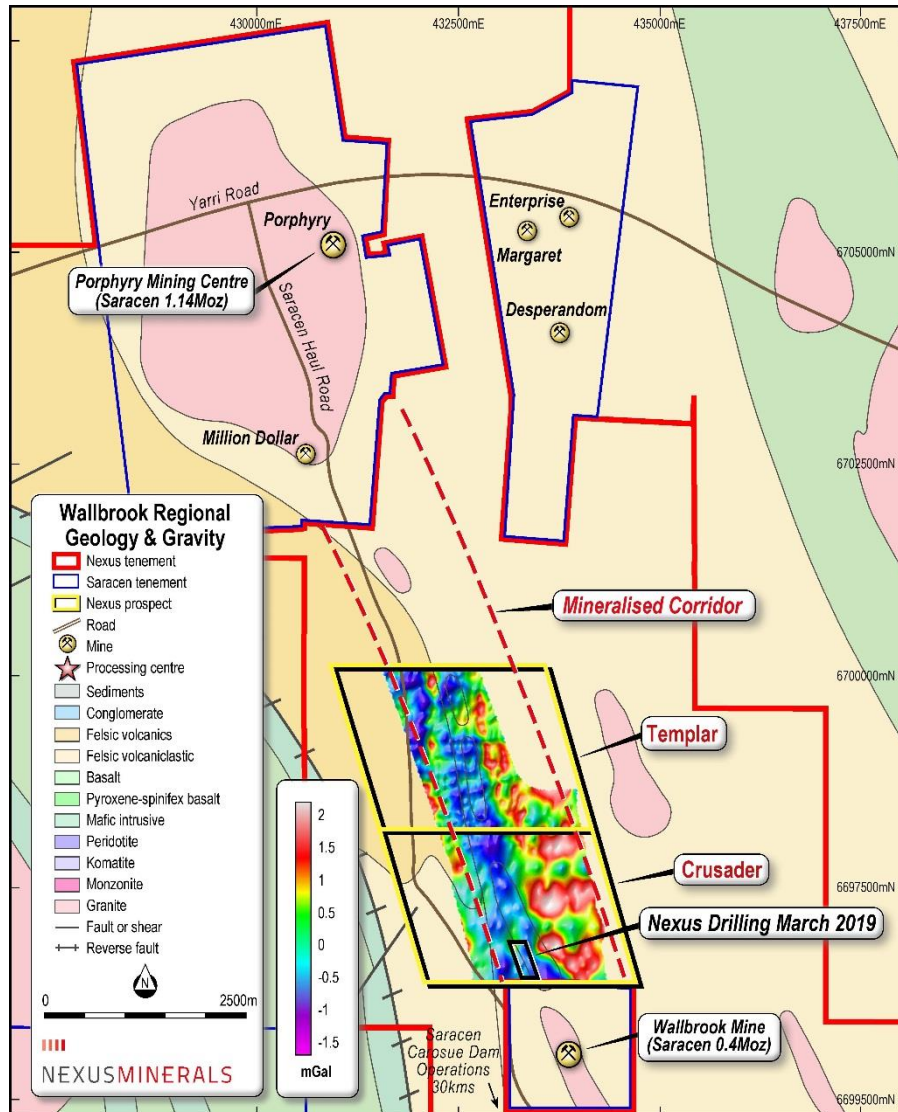
--- Mineral Resource Envelope



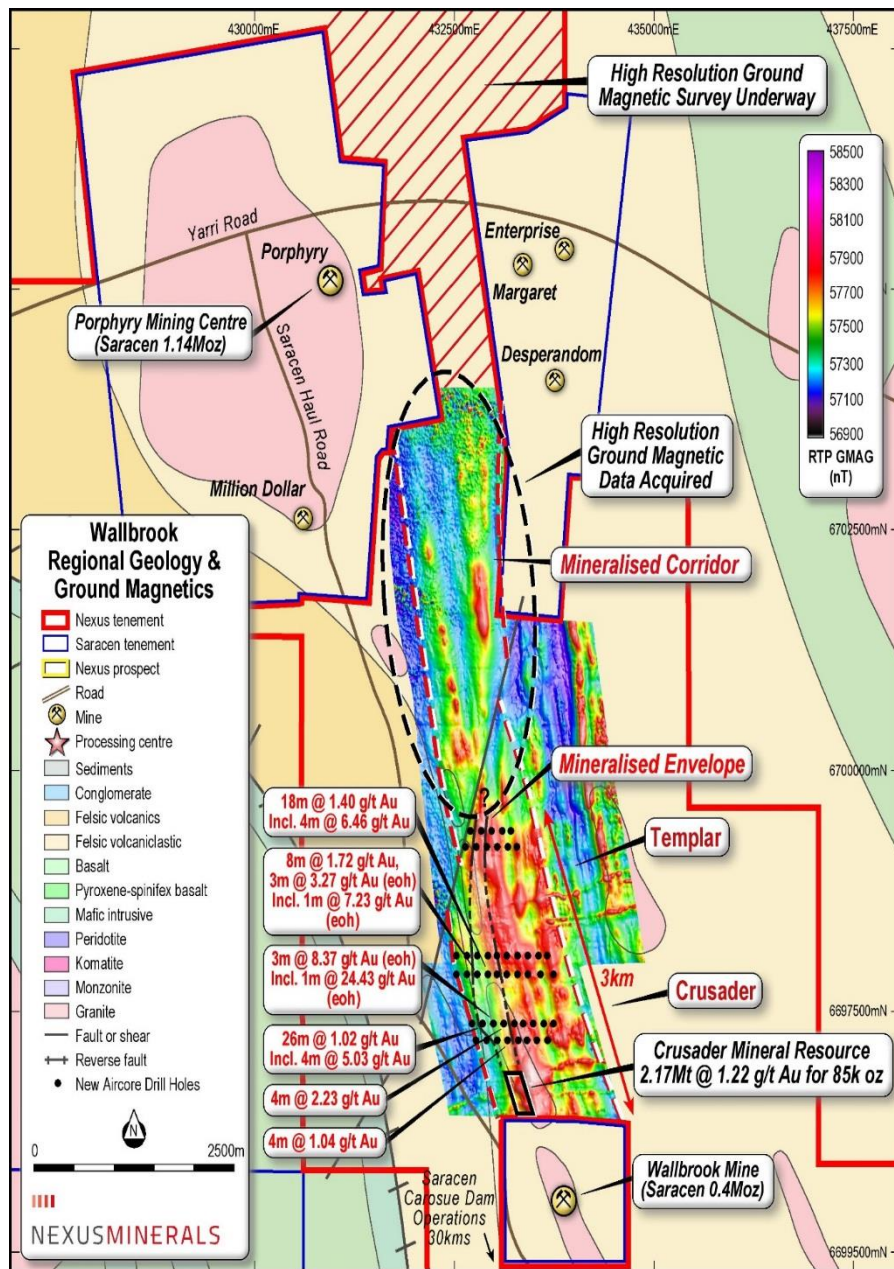
CRUSADER PROSPECT



Gravity and High Resolution Ground Magnetics surveys = Highlight mineralised corridor

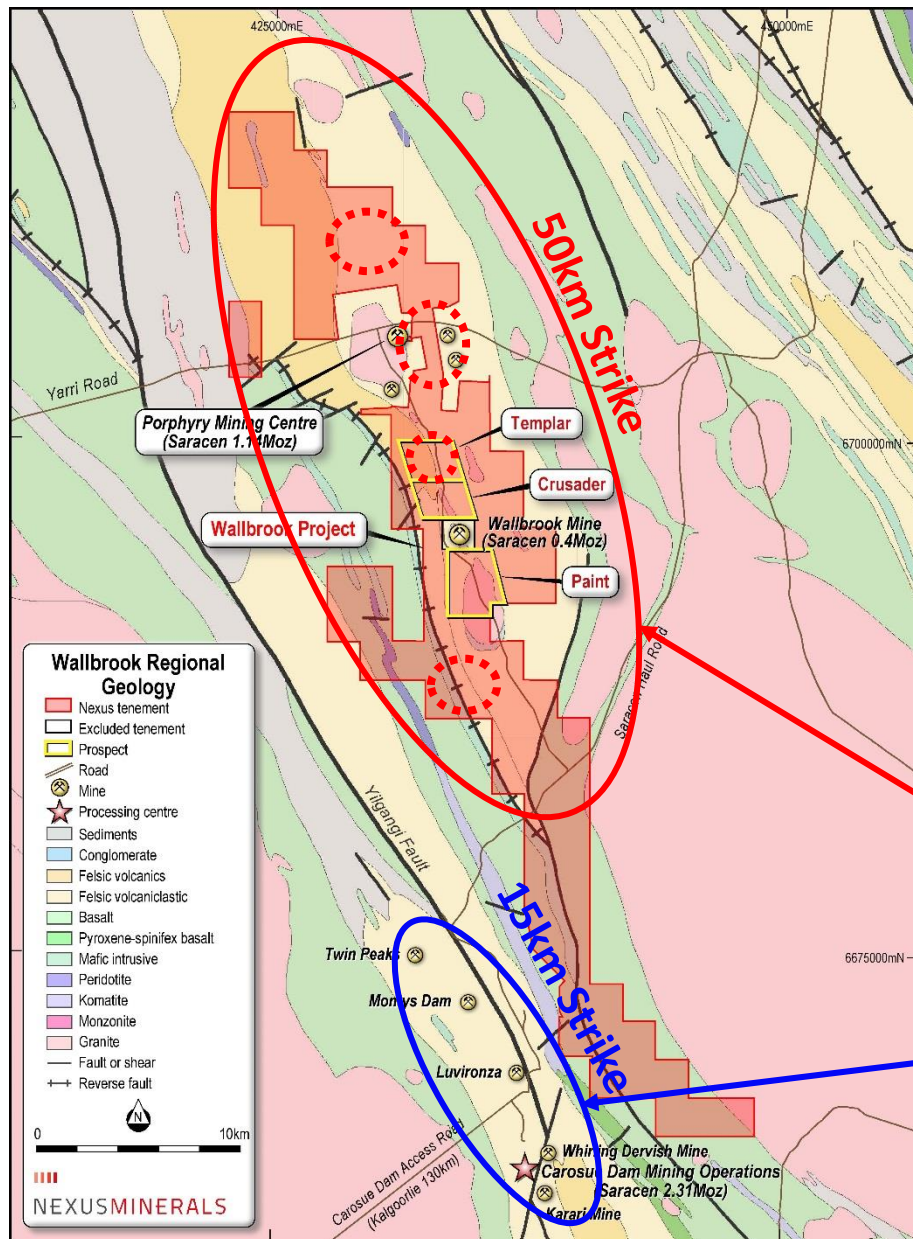


TEMPLAR PROSPECT AND THE GAP



Exploration Completed

- 4,375m Aircore drill program completed September;
- Templar Aircore program tested multiple targets and successfully delineated the mineralised corridor;
 - Hole #19 - 3m @ 8.37g/t Au (eoh)
 - Incl 1m @ 24.43g/t Au (eoh)
 - Hole #35 - 18m @ 1.40g/t Au
 - Incl 4m @ 6.46g/t Au
 - Hole #17 - 26m @ 1.02g/t Au
 - Incl 4m @ 5.03g/t Au
 - Hole #36 - 8m @ 1.72g/t Au
 - Incl 3m @ 3.27g/t Au (eoh)
 - Incl 1m @ 7.23g/t Au (eoh)
 - Hole #14 - 4m @ 2.23g/t Au
- High resolution ground magnetic survey acquired has successfully mapped lithological continuity and identified structural discontinuities;
- High resolution ground magnetic survey underway covering ground to the north of Templar through The Gap.



Planned Exploration Activities

- Historic data compilation across 250km² tenure
- Exploration strategy development
- Geological - Alteration - Structural mapping
- Analysis of new & historical geochemical datasets
- Modelling of new & historical geophysical datasets
- Ground geophysical surveys – Gravity & Magnetics
- Aircore / RC / Diamond drill programs

➤ Prospects identified to date for follow-up exploration and prospective drill targeting

Nexus Minerals “Corridor of Riches” ???
“The RIGHT Rocks”

Saracen’s “Corridor of Riches”
Mineral Resources 2.31Moz Gold
Mineral Reserves 1.0Moz Gold
- and Growing

(Source: Saracen Mineral Holdings website)

NEXUS 6 MONTH PROGRAM

	Jan 2020	Feb 2020	March 2020	April 2020	May 2020	June 2020
Wallbrook			Templar / The Gap Prospect 4000m Aircore Drill program		Templar / The Gap Prospect RC Follow up Drill program	
			Detailed High Resolution Ground Magnetic Survey The Gap and moving North			
			Paint Prospect regional target assessment utilizing SWIR analysis for mineralisation vectoring and drill targeting			
			Regional Tenement Package - Geological – Alteration – Structural Mapping			
Pinnacles					GT7 Geological & Structural Mapping	
R&D Project	Data Collection – 12,000 samples to be characterised by SWIR analysis					

- ✓ Highly Prospective and strategic landholding
- ✓ Major gold producer Saracen – shareholder, JV partner and supporter of Nexus' district exploration activities
- ✓ Active gold explorer in multi million ounce Au region – largely underexplored landholding
- ✓ Highly prospective tenement packages – large deposit exploration focus
- ✓ Systematic exploration of projects – utilising multiple disciplinary techniques
- ✓ Access to mill infrastructure – Saracens Carosue Dam processing facility
- ✓ Professional & experienced management team
- ✓ \$2.9 million Cash on Hand

Contact:

Mr Andy Tudor
Managing Director
andy.tudor@nexus-minerals.com

NEXUS MINERALS LIMITED ASX:NXM
ABN: 96 122 074 006

PO Box 2803,
West Perth WA 6872

T: +61 8 9481 1749
W: www.nexus-minerals.com

Thank You