

ASX RELEASE: 25 June 2020

Metalicity Continues to Deliver Spectacular Drill Hole Results for the Kookynie Gold Project

HIGHLIGHTS

- First assays deliver spectacular, near surface, high grade drilling results at the Kookynie Gold project, including:
 - LPRC0012 – 4m @ 16.3g/t Au from 42 metres,
 - inc. 3m @ 20.7g/t Au from 42 metres
 - LPRC0015 – 9m @ 5.7g/t Au from 35 metres,
 - inc. 2m @ 17.9g/t Au from 40 metres
 - LPRC0013 – 4m @ 13/g/t Au from 33 metres
 - LPRC0006 – 3m @ 9.92g/t Au from 18 metres
 - LPRC0010 – 4m @ 7.08g/t Au from 18 metres
 - LPRC0005 – 3m @ 6.81g/t Au from 9 metres
 - LPRC0016 – 12m @ 2.34g/t Au from 52 metres.
- All but 1 drill hole of the 11 received to date has returned a significant intercept.
- Assays are pending for the remaining 33 drill holes which are due in the coming weeks.
- Drilling continues to highlight the high-grade and shallow nature of mineralisation at the Kookynie Gold Project

Metalicity Limited (ASX: MCT) (“MCT” or “Company”) is pleased to announce the return of spectacular first assays from June 2020 Phase One drilling programme at the Kookynie Gold Project* in the Eastern Goldfields, Western Australia, approximately 60 kilometres south southwest of Leonora.

Metalicity has received assays for the first 11 holes of a 44-hole initial program, which has confirmed significant and extensive high grade, near surface gold mineralisation at the Leipold Prospect. 33 drill holes are pending results which are due for release in the coming weeks.

Commenting on the drilling results, Metalicity Managing Director, Jason Livingstone said:

“We started 2020 with some great intersections and the spectacular results are continuing. With all our drilling programmes to date, we have managed to intersect the mineralised structure at all prospects especially at the Leipold Prospect. With every drill hole completed we continue to illustrate that the Kookynie Gold Project has the potential to be a prolific gold area. Again, these results are very shallow, which if converted to resources and reserves, could be potentially open pittable.”

“Of the 11 drill holes that we have received our assays results for, 10 out of 11 returned a significant intercept. We still have 33 holes remaining where we have not received the assays for yet. This is the remaining Leipold and all the McTavish drilling completed in June 2020. Given the tenure of the intercepts returned so far, I eagerly await the balance of the results and duly look forward to presenting those to our shareholders and the market in general.”

*Please refer to ASX Announcement “Metalicity Farms Into Prolific Kookynie & Yundamindra Gold Projects, WA” dated 6th May 2019 with Nex Metals Explorations Ltd, ASX:NME.

Assay & Drilling Discussion

The Kookynie Project is host to seven, significant prospects; Champion, McTavish, Leipold, Diamantina, Cosmopolitan and Cumberland (collectively known as the DCC Trend), and finally, the Altona Trend 1.5 kilometres east of the DCC Trend. The table below summarises the significant intercepts from the 11 returned drill holes of the 34 completed drill holes from this recent drilling programme at Leipold. A further 10 holes were drilled at McTavish, for a total of 44 holes for 2,255 metres:

				MGA94_Zone 51 South													
Prospect	HoleID	Tenement	Hole Type	Collar Easting	Collar Northing	RL	Magnetic Azimuth	Dip	Final Depth	From (m)	To (m)	Down Hole Width (m)	Grade (Au g/t)	Comments			
Leipold	LPRC0005	M40/22	RC	350,713	6,752,113	430	250	-60	30	9	12	3	6.81	3m @ 6.81g/t Au from 9 metres			
	LPRC0006			350,732	6,752,121	430	250	-60	36	18	21	3	9.92	3m @ 9.92g/t Au from 18 metres			
										26	27	1	2.7	1m @ 2.7g/t Au from 26 metres			
	LPRC0007			350,720	6,752,092	430	250	-60	30	15	19	4	3.71	4m @ 3.71g/t Au from 15 metres			
	LPRC0008			350,739	6,752,099	430	250	-60	36	21	25	4	4.12	4m @ 4.12g/t Au from 21 metres			
	LPRC0009			350,728	6,752,074	430	250	-60	30	No intercept >1g/t Au							
	LPRC0010			350,746	6,752,081	430	250	-60	36	18	22	4	7.08	4m @ 7.08g/t Au from 18 metres			
										32	33	1	1.98	1m @ 1.98g/t Au from 32 metres			
	LPRC0011			350,765	6,752,088	430	250	-60	54	41	43	2	8.57	2m @ 8.57g/t Au from 41 metres			
										31	32	1	1.26	1m @ 1.26g/t Au from 31 metres			
	LPRC0012			350,784	6,752,096	430	250	-60	78	42	46	4	16.3	4m @ 16.3g/t Au from 42 metres			
										Including		42	45	3	20.7	inc. 3m @ 20.7g/t Au from 42 metres	
	LPRC0013			350,751	6,752,128	430	250	-60	54	33	37	4	13.28	4m @ 13.28g/t Au from 33 metres			
	LPRC0015			350,757	6,752,107	430	250	-60	60	30	31	1	2.69	1m @ 2.69g/t Au from 30 metres			
										35	44	9	5.7	9m @ 5.7g/t Au from 35 metres			
LPRC0016				350,776	6,752,114	430	250	-60	84	Including		40	42	2	17.9	inc. 2m @ 17.9g/t Au from 40 metres	
										46	47	1	1.26	1m @ 1.26g/t Au from 46 metres			
										49	50	1	4.48	1m @ 4.48g/t Au from 49 metres			
										52	64	12	2.34	12m @ 2.34g/t Au from 52 metres			
										54	57	3	5.1	inc. 3m @ 5.1g/t Au from 54 metres			

Table 1 – Significant Drill Hole Intercepts

Intercepts were calculated based on a sample returning an assay value of greater than 1 g/t Au over an interval greater than 1 metre, but not including any more than 1 metre of internal material that graded less than 1 g/t Au.

The June 2020 Phase One drilling programme was designed to step out and continue to confirm the mineralisation observed in our previous drilling programmes, but also to confirm and continue the step out from historical drilling at both the Leipold and McTavish Prospects. The full sample and assay list for the available assays is available in Appendix Two along with the collar details for all drill holes drilled in the Phase One June 2020 drilling programme. This programme tested the shallow mineralisation observed at the Leipold Prospect. Please refer to Figure 1 for Prospect and tenure locations within the greater Kookynie Gold Project:

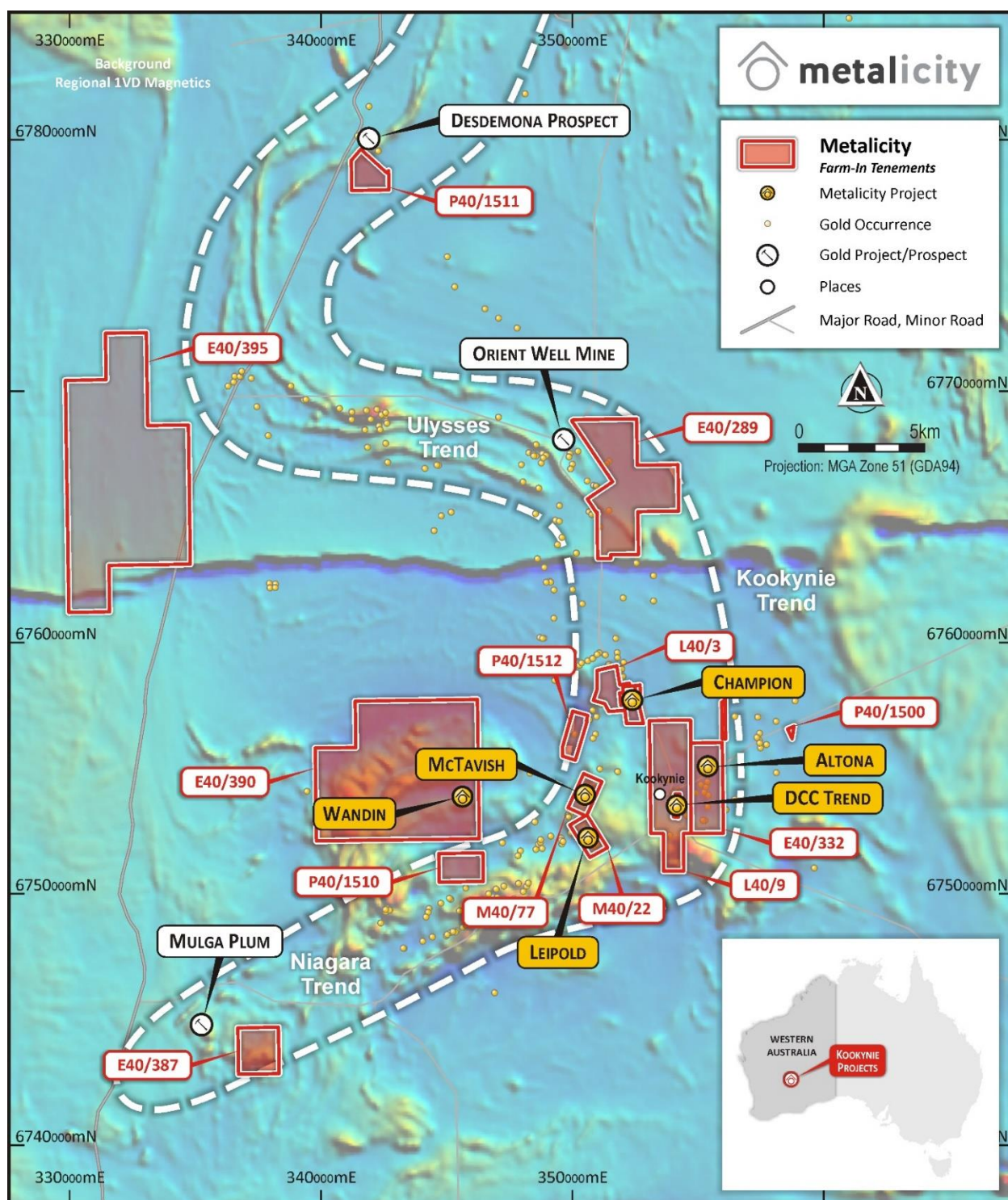


Figure 1 – Kookynie Prospect Locality Map with mineralised trends.

Drill Hole Plane of Vein Long Section

Below is a drill hole plane of vein long section, cross section and collar plot that illustrate the recent drilling pierce points and discussion detailing the significance of the results to date at the Leipold Prospect. As noted earlier in this announcement, not all assays from the June 2020 Phase One drilling programme are available now, therefore, all assays received to date for an entire hole have been plotted on a long section to illustrate the strike extents of the mineralisation observed to date.

South

North

KNOWN MINERALISATION

OPEN

LEIPOLD OPEN PIT

0 50m

Projection: MGA Zone 51 (GDA94)

metalicity

LEIPOLD PROSPECT LONGSECTION

Legend:

- MCT Drillhole
- Significant Drillhole Intercept (g/t x metres)
 - > 40.0
 - 20.0 - 40.0
 - 10.0 - 20.0
 - 5.0 - 10.0
 - 1.0 - 5.0
 - ⊠ NSI (No Significant Intercept)
 - Assays Pending

Drillhole Data:

- LPRC0007:** 4m @ 3.71g/t Au fr 21m
- LPRC0008:** 4m @ 4.12g/t Au fr 21m
- LPRC0010:** 4m @ 7.08g/t Au fr 18m
- LPRC0005:** 3m @ 6.81g/t Au fr 9m
- LPRC0002:** 4m @ 7.10g/t Au fr 18m incl. 2m @ 10.8g/t Au fr 19m
- LPRC0006:** 3m @ 9.92g/t Au fr 18m
- LPRC0003:** 6m @ 9.40g/t Au fr 24m incl. 2m @ 19.0g/t Au fr 26m
- LPRC0001:** 9m @ 7.31g/t Au fr 34m incl. 3m @ 7.91g/t Au fr 34m incl. 4m @ 10.4g/t Au fr 39m and 1m @ 31.2g/t Au fr 40m
- LPRC0004:** 8m @ 3.20g/t Au fr 38m incl. 3m @ 6.30g/t Au fr 38m
- LPRC0013:** 4m @ 13.28g/t Au fr 33m
- LPRC0011:** 2m @ 8.57g/t Au fr 41m
- LPRC0015:** 9m @ 5.70g/t Au fr 35m incl. 2m @ 17.9g/t Au fr 40m
- LPRC0012:** 4m @ 16.3g/t Au fr 42m incl. 3m @ 20.7g/t Au fr 42m
- LPRC0016:** 12m @ 2.34g/t Au fr 52m incl. 3m @ 5.10g/t Au fr 54m

Coordinates:

- Top Left: 350,765mE, 6,754,937mN, 431mRL
- Top Right: 350,652mE, 6,752,313mN, 429mRL



metalicity

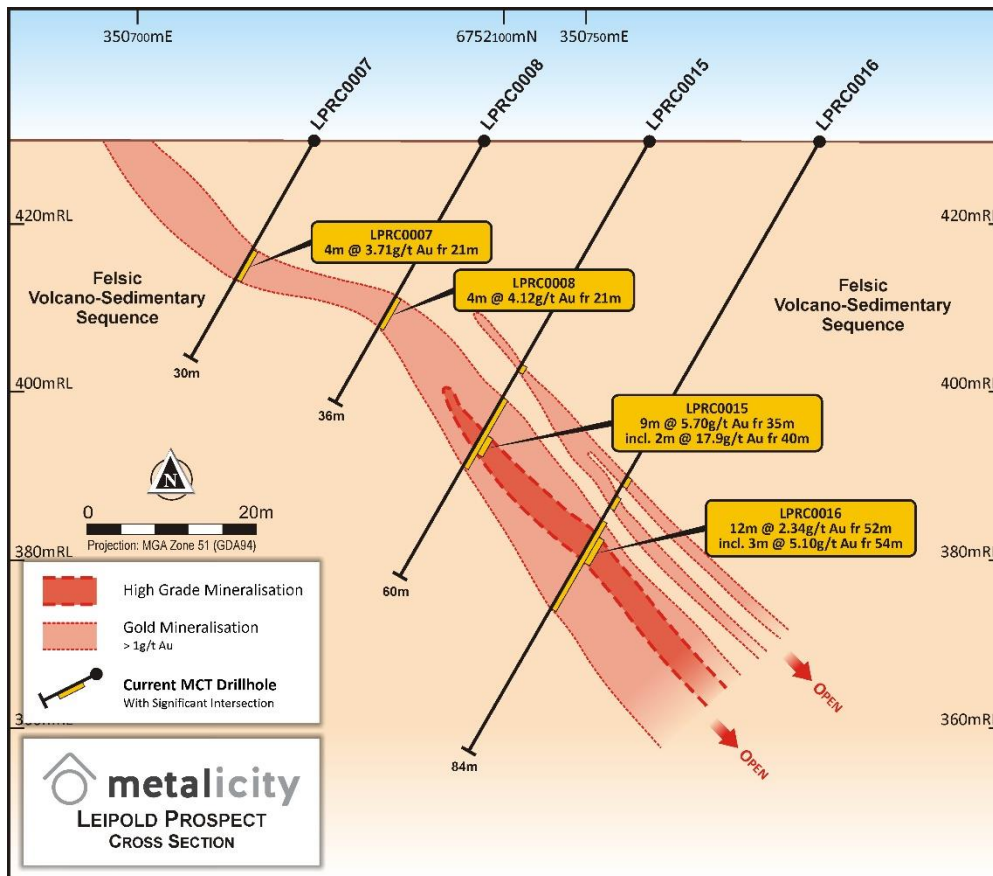


Figure 3 – Leipold Selected Cross Section of recent drilling.

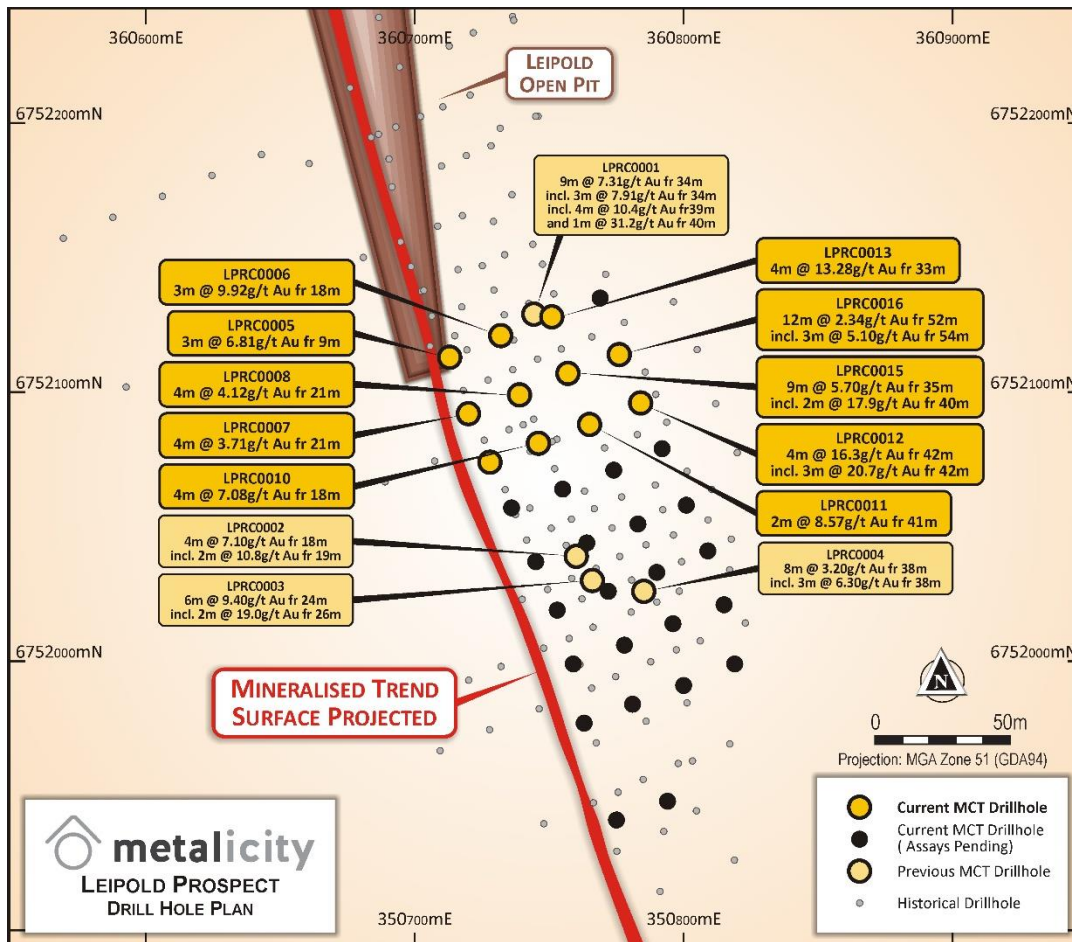


Figure 4 – Leipold Collar Plot of all drilling and mineralised trend.

The Company completed thirty-four (34) Reverse Circulation (RC) drill holes at the Leipold Prospect for a total of 1,721 metres in an area that is below the known historical workings and significantly up and down dip and along strike from historical drilling. We are pleased that each of the drill holes intersected the structure, although 10 of the 11 available drill hole results returned a significant intercept, demonstrating the up dip and strike continuance of mineralisation beyond the previously defined limits.

This is incredibly exciting and continues to demonstrate very shallow mineralisation exists at the Leipold Prospect. Table One illustrates all the available drill hole intercepts returned to date for the Leipold Prospect. Note that the McTavish Prospect also had 10 holes completed for 534 metres, giving the total for the Phase One June 2020 drilling programme a total of 44 drill holes for 2,255 metres.

Noteworthy is the consistent widths and relatively consistent grades observed at the Leipold Prospect in relation to the structural framework that hosts the mineralisation. The structural framework appears to be a general north south trending auriferous vein dipping moderately shallow towards the east, but with cross cutting south west trending cross structures with south easterly dips interacting and producing these plunging higher grading shoots. Therefore, with the exceptions of significantly wider mineralised intercepts, we are observing a general halo of mineralisation but with higher grading, southerly plunging shoots within the mineralised envelope. Whilst the Company has validated its structural interpretation through this drilling, the rationale behind the very high detailed drone magnetic survey is to allow for an efficient and high confidence interpretation of the 8 kilometres of strike the Kookynie Gold Project hosts from these known Prospects. Applying this learning to other targets within the Project will ensure that targets are evaluated efficiently, and work performed will be as effective as possible.

Pending Assays & Drone Magnetism Survey

As stated, this announcement details 11 holes of the 44 drill holes that were drilled in the Phase One June 2020 drilling programme. The Company still has the balance of the 33 drill holes pending. We expect to receive those results in their entirety over the coming weeks.

As the drill hole assay results become available, the Company will fold those results into our interpretations and refine further work plans. This is our methodical approach to ensure that future work is efficient and as effective as possible. This coupled with the soon to be finalised drone magnetic survey, continued evaluation of the known Prospects will continue, but target generation exercises on the 8 kilometres of untested strike potential will be evaluated with drill targets defined.

Plan Moving Forward

With most of the assays still pending, we are using this information derived from the RC drilling to plan further work at both Leipold and McTavish. We await the drone magnetism survey, with these pending assays to finalise our next stage which will be articulated as the results are presented over the coming weeks. It is intended to expand the next programme of work to continue to evaluate Champion, Altona and to return to the Cosmopolitan Gold Mine area where 360,000 ounces was produced historically at a head grade of 15 g/t over the life of that mine between 1896 to 1922.

Quality Control

The Company, as is normal during a drilling programme, implemented a quality assurance and control process (QAQC) whereby reconciliations with the drilled metre, the representative sample, and the actual sample bag that was submitted to the laboratory was rigorously controlled. Sampling and the designated analytical methods were also based on geology. That is interpreted mineralised zones were submitted for Screen Fire Assay whereas non mineralised interpreted zones were submitted for Fire Assay as a double check on the interpretation. The original cone split samples from the rig mounted cone splitter were submitted to the laboratory for analytical and QAQC investigations.

Furthermore, usual Industry Practice is to insert a standard (referred to as a CRM – Certified Reference Material that has a known grade within a specified confidence interval), a duplicate or a blank (whereby it is devoid of any mineralisation whatsoever) into the sampling regime to ensure, and on top of the

laboratories own QAQC measures of 1 sample in every 20 is to represent one of these samples to ensure quality control.

The results returned by the laboratory where within the CRM stated acceptable standard deviation limits and the duplicity of the samples, given the nature of the mineralisation, were within acceptable limits.

Geology

The Kookynie Project area is in the Keith-Kilkenny Tectonic Zone within the north-northwest trending Archean-aged Malcolm greenstone belt. The Keith-Kilkenny Tectonic Zone is a triangular shaped area hosting a succession of Archean mafic-ultramafic igneous and meta-sedimentary rocks. Regional magnetic data indicates the Kookynie region is bounded to the west by the north-trending Mt George Shear, the Keith-Kilkenny Shear Zone to the east and the Mulliberry Granitoid Complex to the south.

There are several styles of gold mineralisation identified in the Kookynie region. The largest system discovered to date is the high-grade mineralisation mined at the Admiral/Butterfly area, Desdemona area and Kookynie (Niagara) areas. The gold mineralisation is associated with pyritic quartz veins hosted within north to northeast dipping structures cross-cutting 'favourable' lithologies which can also extend into shears along geological contacts. Gold mineralisation at Kookynie tends to be preferentially concentrated in magnetite dominated granitic fractions of the overall granite plutons observed within the Kookynie area.

This Announcement is approved by Jason Livingstone, Managing Director & CEO of Metalicity Limited.

ENQUIRIES

Investors

Jason Livingstone
MD & CEO
+61 8 6500 0202
jlivingstone@metality.com.au

This Announcement is designed to lift the Trading Halt in the Company Securities put in place on 24th June 2020.

Competent Person Statement

Information in this report that relates to Exploration results and targets is based on, and fairly reflects, information compiled by Mr. Jason Livingstone, a Competent Person who is a Member of the Australian Institute of Geoscientists. Mr. Livingstone is an employee of Metalicity Limited. Mr. Livingstone has sufficient experience that is relevant to the style of mineralisation and type of deposit under consideration and to the activity which he is undertaking to qualify as a Competent Person as defined by the 2012 Edition of the Australasian Code for Reporting of Exploration Results, Mineral Resources and Ore Reserves. Mr. Livingstone consents to the inclusion of the data in the form and context in which it appears.

Note

This Announcement is designed to also supplement for Nex Metals Exploration as it relates to our farm-in agreement as announced on the 6th May 2019 titled *"Metalicity Farms Into Prolific Kookynie & Yundamindra Gold Projects, WA"*.

Forward Looking Statements

This announcement may contain certain "forward-looking statements" which may not have been based solely on historical facts, but rather may be based on the Company's current expectations about future events and results. Where the Company expresses or implies an expectation or belief as to future events or results, such expectation or belief is expressed in good faith and believed to have reasonable basis. However, forward-looking statements:

- (a) are necessarily based upon a number of estimates and assumptions that, while considered reasonable by the Company, are inherently subject to significant technical, business, economic, competitive, political and social uncertainties and contingencies;
- (b) involve known and unknown risks and uncertainties that could cause actual events or results to differ materially from estimated or anticipated events or results reflected in such forward-looking statements. Such risks include, without limitation, resource risk, metals price volatility, currency fluctuations, increased production costs and variances in ore grade or recovery rates from those assumed in mining plans, as well as political and operational risks in the countries and states in which the Company operates or supplies or sells product to, and governmental regulation and judicial outcomes; and
- (c) may include, among other things, statements regarding estimates and assumptions in respect of prices, costs, results and capital expenditure, and are or may be based on assumptions and estimates related to future technical, economic, market, political, social and other conditions. The words "believe", "expect", "anticipate", "indicate", "contemplate", "target", "plan", "intends", "continue", "budget", "estimate", "may", "will", "schedule" and similar expressions identify forward-looking statements.

All forward-looking statements contained in this presentation are qualified by the foregoing cautionary statements. Recipients are cautioned that forward-looking statements are not guarantees of future performance and accordingly recipients are cautioned not to put undue reliance on forward-looking statements due to the inherent uncertainty therein.

The Company disclaims any intent or obligation to publicly update any forward-looking statements, whether as a result of new information, future events or results or otherwise.

Appendix One – JORC Code, 2012 Edition – Table 1

Section 1: Sampling Techniques and Data

Criteria	JORC Code explanation	Commentary
Sampling techniques	<ul style="list-style-type: none"> • <i>Nature and quality of sampling (eg cut channels, random chips, or specific specialised industry standard measurement tools appropriate to the minerals under investigation, such as down hole gamma sondes, or handheld XRF instruments, etc). These examples should not be taken as limiting the broad meaning of sampling.</i> • <i>Include reference to measures taken to ensure sample representivity and the appropriate calibration of any measurement tools or systems used.</i> • <i>Aspects of the determination of mineralisation that are Material to the Public Report.</i> • <i>In cases where 'industry standard' work has been done this would be relatively simple (eg 'reverse circulation drilling was used to obtain 1 m samples from which 3 kg was pulverised to produce a 30 g charge for fire assay'). In other cases more explanation may be required, such as where there is coarse gold that has inherent sampling problems. Unusual commodities or mineralisation types (eg submarine nodules) may warrant disclosure of detailed information.</i> 	<ul style="list-style-type: none"> • Reverse circulation (RC) sampling was conducted by the offsideers on the drill rig and checked at the end of each rod (6 metres) to ensure that the sample ID's matched the interval that was intended to be represented by that sample ID. No issues were seen or noted by the Competent person during the entire drilling campaign. These samples are kept onsite in a secure location available for further analysis if required. • All RC samples were sieved and washed to ensure samples were taken from the appropriate intervals. The presence of quartz veining +/- sulphide presence +/- alteration was used to determine if a zone was interpreted to be mineralised. If the sample was deemed to be potentially mineralised, the samples were submitted for screen fire assay. If no mineralisation was observed, the sample was submitted for check using fire assay. • All samples were submitted for analysis, no compositing took place. • The quality of the sampling is industry standard and was completed with the utmost care to ensure that the material being sampled, can be traced back to the interval taken from the drill hole for both RC and diamond core. • OREAS standards of 60 gram charges of OREAS 22F (Au grade range of <1ppb Au – this is a blank), OREAS 251 (Au grade range of 0.498ppm Au to 0.510ppm Au), OREAS 219 (Au grade range of 0.753ppm Au to 0.768ppm Au) and OREAS 229b (Au grade range of 11.86ppm Au to 12.04ppm Au) were used in alternating and sporadic patterns at a ratio of 1 QAQC sample in 20 samples submitted. The material used to make these standards was sourced from a West Australian, Eastern Goldfields orogenic gold deposits.
Drilling techniques	<ul style="list-style-type: none"> • <i>Drill type (eg core, reverse circulation, open-hole hammer, rotary air blast, auger, Bangka, sonic, etc) and details (eg core diameter, triple or standard tube, depth of diamond tails, face-sampling bit or other type, whether core is oriented and if so, by what method, etc).</i> 	<ul style="list-style-type: none"> • RC drilling used a bit size of 5 ¼ inch.
Drill sample recovery	<ul style="list-style-type: none"> • <i>Method of recording and assessing core and chip sample recoveries and results assessed.</i> • <i>Measures taken to maximise sample recovery and ensure representative nature of the samples.</i> 	<ul style="list-style-type: none"> • RC drilling sample recovery was excellent. • No relationship was displayed between recovery and grade nor loss/gain of fine/course material.

	<ul style="list-style-type: none"> Whether a relationship exists between sample recovery and grade and whether sample bias may have occurred due to preferential loss/gain of fine/coarse material. 	
Logging	<ul style="list-style-type: none"> Whether core and chip samples have been geologically and geotechnically logged to a level of detail to support appropriate Mineral Resource estimation, mining studies and metallurgical studies. Whether logging is qualitative or quantitative in nature. Core (or costean, channel, etc) photography. The total length and percentage of the relevant intersections logged. 	<ul style="list-style-type: none"> All recovered sample from RC has been geologically logged to a level where it would support an appropriate Mineral Resource Estimate, mining studies and metallurgical test work. Logging was qualitative based on the 1 metre samples derived from the RC drilling.
Sub-sampling techniques and sample preparation	<ul style="list-style-type: none"> If core, whether cut or sawn and whether quarter, half or all core taken. If non-core, whether riffled, tube sampled, rotary split, etc and whether sampled wet or dry. For all sample types, the nature, quality and appropriateness of the sample preparation technique. Quality control procedures adopted for all sub-sampling stages to maximise representivity of samples. Measures taken to ensure that the sampling is representative of the in situ material collected, including for instance results for field duplicate/second-half sampling. Whether sample sizes are appropriate to the grain size of the material being sampled. 	<ul style="list-style-type: none"> RC samples were cone split from the rig. All RC samples were dry. All recoveries were >90%. Duplicates or a CRM standard were inserted every 20 samples. The Competent Person is of the opinion the sampling method is appropriate.
Quality of assay data and laboratory tests	<ul style="list-style-type: none"> The nature, quality and appropriateness of the assaying and laboratory procedures used and whether the technique is considered partial or total. For geophysical tools, spectrometers, handheld XRF instruments, etc, the parameters used in determining the analysis including instrument make and model, reading times, calibrations factors applied and their derivation, etc. Nature of quality control procedures adopted (eg standards, blanks, duplicates, external laboratory checks) and whether acceptable levels of accuracy (ie lack of bias) and precision have been established. 	<ul style="list-style-type: none"> Fire assay and screen fire assay was used for selected RC samples. The methodologies employed in these analytical procedures are industry standard with appropriate checks and balances throughout their own processes. The analytical method employed is appropriate for the style of mineralisation and target commodity present. No geophysical tools, spectrometers, handheld XRF instruments were used. A 1 in 20 standard or duplicate or blank was employed during this programme. QAQC analysis shows that the lab performed within the specifications of the QAQC protocols. The standards used were from OREAS and based on material sourced from with the Eastern Goldfields. Blanks were also sourced from OREAS as well.

Verification of sampling and assaying	<ul style="list-style-type: none"> • The verification of significant intersections by either independent or alternative company personnel. • The use of twinned holes. • Documentation of primary data, data entry procedures, data verification, data storage (physical and electronic) protocols. • Discuss any adjustment to assay data. 	<ul style="list-style-type: none"> • No umpire analysis has been performed. • No twinned holes have been completed. • Data was collected on to standardised templates in the field and data entered at night. Cross checks were performed verifying field data • No adjustment to the available assay data has been made.
Location of data points	<ul style="list-style-type: none"> • Accuracy and quality of surveys used to locate drill holes (collar and down-hole surveys), trenches, mine workings and other locations used in Mineral Resource estimation. • Specification of the grid system used. • Quality and adequacy of topographic control. 	<ul style="list-style-type: none"> • Drill hole collars will be surveyed using a DGPS. • The RC holes were downhole surveyed using a “Champ Gyro multi-shot down hole survey camera”. • GDA94 Zone 51S was used, collars will be picked up by a qualified surveyor using a DGPS (Trimble S7). • The surveyed collar coordinates appear to be sufficient, however, better definition is required of the topography to allow for a JORC 2012 compliant estimation. • Appendix Two contains collar coordinates as drilled:
Data spacing and distribution	<ul style="list-style-type: none"> • Data spacing for reporting of Exploration Results. • Whether the data spacing and distribution is sufficient to establish the degree of geological and grade continuity appropriate for the Mineral Resource and Ore Reserve estimation procedure(s) and classifications applied. • Whether sample compositing has been applied. 	<ul style="list-style-type: none"> • The data spacing is sufficient to establish a relatively high confidence in geological and grade continuity, however, peripheral data to support the drill holes requires further work to ensure compliance with JORC 2012 guidelines. • No sample compositing was applied beyond the calculation of down hole significant intercepts.
Orientation of data in relation to geological structure	<ul style="list-style-type: none"> • Whether the orientation of sampling achieves unbiased sampling of possible structures and the extent to which this is known, considering the deposit type. • If the relationship between the drilling orientation and the orientation of key mineralised structures is considered to have introduced a sampling bias, this should be assessed and reported if material. 	<ul style="list-style-type: none"> • All drilling was perpendicular to the main structure that hosts mineralisation. Secondary structures oblique to the main structure may have influence hanging and foot wall intercepts. • The author believes that the drilling orientation and the orientation of key mineralised structures has not introduced a bias.
Sample security	<ul style="list-style-type: none"> • The measures taken to ensure sample security. 	<ul style="list-style-type: none"> • The chain of supply from rig to the laboratory was overseen a contract geologist under the supervision of the Competent Person. At no stage has any person or entity outside of the Competent Person, the contract geologist, the drilling contractor, and the assay laboratory came into contact with the samples. • Samples dispatched to the laboratory were delivered to the laboratory by a

		contract geologist, no third-party courier used.
Audits or reviews	<ul style="list-style-type: none"> The results of any audits or reviews of sampling techniques and data. 	<ul style="list-style-type: none"> No external audit of the results, beyond the laboratory internal QAQC measures, has taken place.

Section 2: Reporting of Exploration Results

Criteria	JORC Code explanation	Commentary
Mineral tenement and land tenure status	<ul style="list-style-type: none"> Type, reference name/number, location and ownership including agreements or material issues with third parties such as joint ventures, partnerships, overriding royalties, native title interests, historical sites, wilderness or national park and environmental settings. The security of the tenure held at the time of reporting along with any known impediments to obtaining a licence to operate in the area. 	<ul style="list-style-type: none"> Please refer to the tenement column below to where the drill holes were completed. Nex Metals Explorations Ltd hold the tenure in question. Metalicity is currently performing an earn in option as part of our farm in agreement (please refer to ASX Announcement “Metalicity Farms Into Prolific Kookynie & Yundamindra Gold Projects, WA” dated 6th May 2019) No impediments exist to obtaining a license to operate over the listed tenure above.
Exploration done by other parties	<ul style="list-style-type: none"> Acknowledgment and appraisal of exploration by other parties. 	<ul style="list-style-type: none"> Nex Metals Explorations Ltd have done a great job of collating the historical drilling completed over the previous 30 years. The historical work completed requires further field verification via re-down hole surveying (if possible) of drill holes beyond 60 metres depth – it appears below this depth; hole deviation becomes a factor in establishing the location of mineralisation in 3D. Furthermore, collar pickups require verification. All laboratory certificates for the assays on file are collated, only recommendation is possibly more duplicate information in mineralised zones.
Geology	<ul style="list-style-type: none"> Deposit type, geological setting and style of mineralisation. 	<ul style="list-style-type: none"> Kookynie: <ul style="list-style-type: none"> The project area is in the Keith-Kilkenny Tectonic Zone within the north-northwest trending Archean-aged Malcolm greenstone belt. The Keith-Kilkenny Tectonic Zone is a triangular shaped area hosting a succession of Archean mafic-ultramafic igneous and meta-sedimentary rocks. Regional magnetic data indicates the Kookynie region is bounded to the west by the north-trending Mt George Shear, the Keith-Kilkenny Shear Zone to the east and the Mulliberry Granitoid Complex to the south. There are several styles of gold mineralisation identified in the Kookynie region. The largest system discovered to date is the high-

		grade mineralisation mined at the Admiral/Butterfly area, Desdemona area and Niagara area. The gold mineralisation is associated with pyritic quartz veins hosted within north to northeast dipping structures cross-cutting 'favourable' lithologies which can also extend into shears along geological contacts. Gold mineralisation tends to be preferentially concentrated in differentiated dolerite sills associated with pyrite/carbonate/silica/sericite wall rock alteration.
<i>Drill hole Information</i>	<ul style="list-style-type: none"> • A summary of all information material to the understanding of the exploration results including a tabulation of the following information for all Material drill holes: <ul style="list-style-type: none"> ○ easting and northing of the drill hole collar ○ elevation or RL (Reduced Level – elevation above sea level in metres) of the drill hole collar ○ dip and azimuth of the hole ○ down hole length and interception depth ○ hole length. • If the exclusion of this information is justified on the basis that the information is not Material and this exclusion does not detract from the understanding of the report, the Competent Person should clearly explain why this is the case. 	<ul style="list-style-type: none"> • For Kookynie (and Yundramindra), please refer to the Company's announcement dated 6th May 2019, "Metalicity Farms Into Prolific Kookynie & Yundamindra Gold Projects, WA", for all historical drill collar information, and selected significant intercepts. • For the drilling performed and subject to this announcement, please see Appendix Two in this announcement.
<i>Data aggregation methods</i>	<ul style="list-style-type: none"> • In reporting Exploration Results, weighting averaging techniques, maximum and/or minimum grade truncations (eg cutting of high grades) and cut-off grades are usually Material and should be stated. • Where aggregate intercepts incorporate short lengths of high grade results and longer lengths of low grade results, the procedure used for such aggregation should be stated and some typical examples of such aggregations should be shown in detail. • The assumptions used for any reporting of metal equivalent values should be clearly stated. 	<ul style="list-style-type: none"> • All intercepts have been calculated using the weighted average method but are based on 1 metre samples from RC drilling. Specific intervals within a interval have been described as part of the overall intercept statement. All results are presented in Appendix 2 for the reader to reconcile the Competent Persons' calculations. • Intercepts were calculated based on a sample returning an assay value of greater than 1 g/t Au over an interval greater than 1 metre, but not including any more than 1 metre of internal material that graded less than 1 g/t Au. Intervals were based on geology and no top cut off was applied. • No metal equivalents are discussed or reported.
<i>Relationship between mineralisation widths and</i>	<ul style="list-style-type: none"> • These relationships are particularly important in the reporting of Exploration Results. • If the geometry of the mineralisation with respect to the drill hole angle is known, its nature should be reported. 	<ul style="list-style-type: none"> • Given the shallow dipping nature (approximately -45° on average) of the mineralisation observed at Kookynie, the nominal drilling inclination of -60° lends to close to truth width intercepts. • However, cross cutting structures within the hanging wall and footwall are

<i>intercept lengths</i>	<ul style="list-style-type: none"> ● <i>If it is not known and only the down hole lengths are reported, there should be a clear statement to this effect (eg 'down hole length, true width not known').</i> 	noted and may influence the results.
<i>Diagrams</i>	<ul style="list-style-type: none"> ● <i>Appropriate maps and sections (with scales) and tabulations of intercepts should be included for any significant discovery being reported These should include, but not be limited to a plan view of drill hole collar locations and appropriate sectional views.</i> 	<ul style="list-style-type: none"> ● Please see main body of the announcement for the relevant figures.
<i>Balanced reporting</i>	<ul style="list-style-type: none"> ● <i>Where comprehensive reporting of all Exploration Results is not practicable, representative reporting of both low and high grades and/or widths should be practiced to avoid misleading reporting of Exploration Results.</i> 	<ul style="list-style-type: none"> ● All results have been presented. Please refer to Appendix 2.
<i>Other substantive exploration data</i>	<ul style="list-style-type: none"> ● <i>Other exploration data, if meaningful and material, should be reported including (but not limited to): geological observations; geophysical survey results; geochemical survey results; bulk samples – size and method of treatment; metallurgical test results; bulk density, groundwater, geotechnical and rock characteristics; potential deleterious or contaminating substances.</i> 	<ul style="list-style-type: none"> ● The area has had significant historical production recorded and is accessible via the MINEDEX database. ● All stated mineral resources for the Kookynie (and Yundramindra) Projects are pre-JORC 2012. Considerable work around bulk density, QAQC, down hole surveys and metallurgy, coupled with the planned drilling will be required to ensure compliance with JORC 2012 guidelines.
<i>Further work</i>	<ul style="list-style-type: none"> ● <i>The nature and scale of planned further work (eg tests for lateral extensions or depth extensions or large-scale step-out drilling).</i> ● <i>Diagrams clearly highlighting the areas of possible extensions, including the main geological interpretations and future drilling areas, provided this information is not commercially sensitive.</i> 	<ul style="list-style-type: none"> ● Metalicity intends to drill the known and extend the mineralised occurrences within the Kookynie and Yundramindra Projects. The Yundramindra Project is currently under the plaint process, however Metalicity believes that Nex Metals is well advanced in defending those claims. The drilling will be designed to validate historical drilling with a view to making maiden JORC 2012 Mineral Resource Estimate statements. Metalicity has made the aspirational statement of developing “significant resource and reserve base on which to commence a sustainable mining operation focusing on grade and margin”. ● Diagrams pertinent to the area’s in question are supplied in the body of this announcement.

Appendix Two – Drilling and Assay Information

Reverse Circulation Drilling and Assay Information:

Collar Information:

Prospect	Tenement	Actual Hold ID	GDA94 Z51 East	GDA94 Z51 North	GDA94 Z51 RL	Magnetic Azimuth	Dip	Hole Depth	Drill Type	Results discussed in this Announcement
Leipold	M40/22	LPRC0005	350,713	6,752,113	430	250	-60	30	RC	Results Disclosed
Leipold	M40/22	LPRC0006	350,732	6,752,121	430	250	-60	36	RC	Results Disclosed
Leipold	M40/22	LPRC0007	350,720	6,752,092	430	250	-60	30	RC	Results Disclosed
Leipold	M40/22	LPRC0008	350,739	6,752,099	430	250	-60	36	RC	Results Disclosed
Leipold	M40/22	LPRC0009	350,728	6,752,074	430	250	-60	30	RC	Results Disclosed
Leipold	M40/22	LPRC0010	350,746	6,752,081	430	250	-60	36	RC	Results Disclosed
Leipold	M40/22	LPRC0011	350,765	6,752,088	430	250	-60	54	RC	Results Disclosed
Leipold	M40/22	LPRC0012	350,784	6,752,096	430	250	-60	78	RC	Results Disclosed
Leipold	M40/22	LPRC0013	350,751	6,752,128	430	250	-60	54	RC	Results Disclosed
Leipold	M40/22	LPRC0014	350,769	6,752,135	430	250	-60	75	RC	Assays Pending
Leipold	M40/22	LPRC0015	350,757	6,752,107	430	250	-60	60	RC	Results Disclosed
Leipold	M40/22	LPRC0016	350,776	6,752,114	430	250	-60	84	RC	Results Disclosed
Leipold	M40/22	LPRC0017	350,736	6,752,057	430	250	-60	30	RC	Assays Pending
Leipold	M40/22	LPRC0018	350,755	6,752,064	430	250	-60	42	RC	Assays Pending
Leipold	M40/22	LPRC0019	350,774	6,752,071	430	250	-60	54	RC	Assays Pending
Leipold	M40/22	LPRC0020	350,792	6,752,079	430	250	-60	72	RC	Assays Pending
Leipold	M40/22	LPRC0021	350,745	6,752,037	430	250	-60	30	RC	Assays Pending
Leipold	M40/22	LPRC0022	350,764	6,752,044	430	250	-60	42	RC	Assays Pending
Leipold	M40/22	LPRC0023	350,783	6,752,051	430	250	-60	60	RC	Assays Pending
Leipold	M40/22	LPRC0024	350,801	6,752,058	430	250	-60	78	RC	Assays Pending
Leipold	M40/22	LPRC0025	350,753	6,752,019	430	250	-60	30	RC	Assays Pending
Leipold	M40/22	LPRC0026	350,772	6,752,026	430	250	-60	40	RC	Assays Pending
Leipold	M40/22	LPRC0027	350,759	6,751,999	430	250	-60	36	RC	Assays Pending
Leipold	M40/22	LPRC0028	350,778	6,752,006	430	250	-60	42	RC	Assays Pending
Leipold	M40/22	LPRC0029	350,763	6,751,977	430	250	-60	30	RC	Assays Pending
Leipold	M40/22	LPRC0030	350,781	6,751,984	430	250	-60	40	RC	Assays Pending
Leipold	M40/22	LPRC0031	350,775	6,751,941	430	250	-60	30	RC	Assays Pending
Leipold	M40/22	LPRC0032	350,794	6,751,948	430	250	-60	48	RC	Assays Pending
Leipold	M40/22	LPRC0033	350,790	6,752,033	430	250	-60	60	RC	Assays Pending
Leipold	M40/22	LPRC0034	350,809	6,752,041	430	250	-60	78	RC	Assays Pending
Leipold	M40/22	LPRC0035	350,796	6,752,014	430	250	-60	60	RC	Assays Pending
Leipold	M40/22	LPRC0036	350,815	6,752,021	430	250	-60	78	RC	Assays Pending
Leipold	M40/22	LPRC0037	350,800	6,751,991	430	250	-60	60	RC	Assays Pending
Leipold	M40/22	LPRC0038	350,819	6,751,999	430	250	-60	78	RC	Assays Pending
McTavish	M40/77	McTRC0006	350,599	6,754,095	423	270	-60	42	RC	Assays Pending
McTavish	M40/77	McTRC0007	350,595	6,754,080	423	270	-60	48	RC	Assays Pending
McTavish	M40/77	McTRC0008	350,635	6,754,080	423	270	-60	72	RC	Assays Pending
McTavish	M40/77	McTRC0009	350,655	6,754,080	423	270	-60	84	RC	Assays Pending
McTavish	M40/77	McTRC0010	350,590	6,754,120	423	270	-60	36	RC	Assays Pending
McTavish	M40/77	McTRC0011	350,610	6,754,120	423	270	-60	54	RC	Assays Pending
McTavish	M40/77	McTRC0012	350,630	6,754,125	423	270	-60	66	RC	Assays Pending
McTavish	M40/77	McTRC0013	350,575	6,754,050	423	270	-60	36	RC	Assays Pending
McTavish	M40/77	McTRC0014	350,595	6,754,050	423	270	-60	42	RC	Assays Pending
McTavish	M40/77	McTRC0015	350,615	6,754,050	423	270	-60	54	RC	Assays Pending
Total								2,255		

Assay Information (including duplicates and CRM Analysis):

Note:

“Void – No Sample” means an underground working was intercepted and has been mined out. Therefore, no sample was able to be recovered.

“Duplicate” – means a field duplicate was taken at the rig to test the repeatability of an assay.

“Standard XXXXX” – means a sample was inserted at a known grade to test the analysis process to ensure its accuracy.

“I/S” – means insufficient sample was submitted to be able to perform an analysis on.

“X” – means the result was below detection.

Duplicates and CRM analysis was not used in the calculation of the significant intercepts.

Hole_ID	From	To	Analysis	Assay g/t Au	Comments
LPRC0005	0	1	Fire Assay	0.037	
LPRC0005	1	2	Fire Assay	0.024	
LPRC0005	2	3	Fire Assay	0.258	
LPRC0005	3	4	Fire Assay	0.113	
LPRC0005	4	5	Fire Assay	0.104	
LPRC0005	5	6	Fire Assay	0.226	
LPRC0005	6	7			VOID - NO SAMPLE
LPRC0005	7	8			VOID - NO SAMPLE
LPRC0005	8	9			VOID - NO SAMPLE
LPRC0005	9	10	Screen Fire Assay	4.61	
LPRC0005	10	11	Screen Fire Assay	9.8	
LPRC0005	11	12	Screen Fire Assay	6.01	
LPRC0005	12	13	Screen Fire Assay	0.11	
LPRC0005	13	14	Fire Assay	0.015	
LPRC0005	14	15	Fire Assay	0.014	
LPRC0005	15	16	Fire Assay	X	
LPRC0005	16	17	Fire Assay	X	
LPRC0005	17	18	Fire Assay	X	
LPRC0005	18	19	Fire Assay	X	
LPRC0005	18	19	Fire Assay	X	Duplicate
LPRC0005	19	20	Fire Assay	X	
LPRC0005	20	21	Fire Assay	X	
LPRC0005	21	22	Fire Assay	X	
LPRC0005	22	23	Fire Assay	0.023	
LPRC0005	23	24	Fire Assay	X	
LPRC0005	24	25	Fire Assay	X	
LPRC0005	25	26	Fire Assay	X	
LPRC0005	26	27	Fire Assay	0.008	
LPRC0005	27	28	Fire Assay	X	
LPRC0005	28	29	Fire Assay	0.046	
LPRC0005			Fire Assay	0.492	STANDARD OREAS 251
LPRC0005	29	30	Fire Assay	0.046	
LPRC0006	0	1	Fire Assay	0.072	
LPRC0006	1	2	Fire Assay	0.066	
LPRC0006	2	3	Fire Assay	0.013	
LPRC0006	3	4	Fire Assay	0.017	
LPRC0006	4	5	Fire Assay	0.012	
LPRC0006	5	6	Fire Assay	0.046	
LPRC0006	6	7	Fire Assay	0.019	
LPRC0006	7	8	Fire Assay	0.023	
LPRC0006	8	9	Fire Assay	0.013	

LPRC0006	9	10	Fire Assay	0.013	
LPRC0006	10	11	Fire Assay	0.01	
LPRC0006	11	12	Fire Assay	0.014	
LPRC0006	12	13	Screen Fire Assay	0.03	
LPRC0006	13	14	Screen Fire Assay	0.03	
LPRC0006	14	15	Screen Fire Assay	0.02	
LPRC0006	15	16	Screen Fire Assay	0.02	
LPRC0006	16	17	Screen Fire Assay	0.16	
LPRC0006	17	18	Screen Fire Assay	0.98	
LPRC0006	18	19	Screen Fire Assay	12.64	
LPRC0006	18	19	Screen Fire Assay	12.78	Duplicate
LPRC0006	19	20	Screen Fire Assay	9.5	
LPRC0006	20	21	Screen Fire Assay	7.63	
LPRC0006	21	22	Screen Fire Assay	0.09	
LPRC0006	22	23	Screen Fire Assay	0.42	
LPRC0006	23	24	Screen Fire Assay	0.6	
LPRC0006	24	25	Screen Fire Assay	0.04	
LPRC0006	25	26	Screen Fire Assay	0.02	
LPRC0006	26	27	Fire Assay	2.697	
LPRC0006	27	28	Fire Assay	0.021	
LPRC0006	28	29	Fire Assay	0.049	
LPRC0006	29	30	Fire Assay	0.034	
LPRC0006	30	31	Fire Assay	0.026	
LPRC0006	31	32	Fire Assay	0.018	
LPRC0006	32	33	Fire Assay	0.011	
LPRC0006	33	34	Fire Assay	0.069	
LPRC0006	34	35	Fire Assay	0.032	
LPRC0006	35	36	Fire Assay	0.088	
LPRC0007	0	1	Fire Assay	0.269	
LPRC0007			Fire Assay	0.758	STANDARD OREAS 219
LPRC0007	1	2	Fire Assay	0.219	
LPRC0007	2	3	Fire Assay	0.073	
LPRC0007	3	4	Fire Assay	0.05	
LPRC0007	4	5	Fire Assay	0.056	
LPRC0007	5	6	Fire Assay	0.042	
LPRC0007	6	7	Fire Assay	0.035	
LPRC0007	7	8	Fire Assay	0.014	
LPRC0007	8	9	Fire Assay	0.01	
LPRC0007	9	10	Fire Assay	0.009	
LPRC0007	10	11	Fire Assay	0.014	
LPRC0007	11	12	Fire Assay	0.007	
LPRC0007	12	13	Fire Assay	0.008	
LPRC0007	13	14	Fire Assay	0.011	
LPRC0007	14	15	Fire Assay	0.013	
LPRC0007	15	16	Screen Fire Assay	4.18	
LPRC0007	16	17	Screen Fire Assay	6.32	
LPRC0007	17	18	Screen Fire Assay	2.52	
LPRC0007	18	19	Screen Fire Assay	1.82	
LPRC0007	19	20	Screen Fire Assay	0.01	
LPRC0007	19	20	Screen Fire Assay	0.01	Duplicate
LPRC0007	20	21	Fire Assay	0.006	
LPRC0007	21	22	Fire Assay	0.007	
LPRC0007	22	23	Fire Assay	0.007	
LPRC0007	23	24	Fire Assay	X	
LPRC0007	24	25	Fire Assay	X	
LPRC0007	25	26	Fire Assay	0.016	
LPRC0007	26	27	Fire Assay	X	
LPRC0007	27	28	Fire Assay	X	

LPRC0007	28	29	Fire Assay	0.018	
LPRC0007	29	30	Fire Assay	0.008	
LPRC0008	0	1	Fire Assay	0.053	
LPRC0008	1	2	Fire Assay	0.039	
LPRC0008	2	3	Fire Assay	0.022	
LPRC0008	3	4	Fire Assay	0.012	
LPRC0008	4	5	Fire Assay	0.012	
LPRC0008	5	6	Fire Assay	0.017	
LPRC0008	6	7	Screen Fire Assay	0.03	
LPRC0008	7	8	Screen Fire Assay	0.02	
LPRC0008	8	9			VOID - NO SAMPLE
LPRC0008	9	10	Screen Fire Assay	0.02	
LPRC0008	10	11	Screen Fire Assay	0.02	
LPRC0008	11	12	Screen Fire Assay	0.03	
LPRC0008	12	13	Screen Fire Assay	0.05	
LPRC0008	13	14	Fire Assay	0.196	
LPRC0008	14	15	Fire Assay	0.114	
LPRC0008	15	16	Fire Assay	0.057	
LPRC0008	16	17	Fire Assay	0.02	
LPRC0008	17	18	Fire Assay	0.247	
LPRC0008	18	19	Fire Assay	0.239	
LPRC0008	19	20	Fire Assay	0.111	
LPRC0008	20	21	Fire Assay	0.048	
LPRC0008	21	22	Fire Assay	1.112	
LPRC0008	22	23	Fire Assay	9.4	
LPRC0008	23	24	Fire Assay	2.45	
LPRC0008	24	25	Fire Assay	3.508	
LPRC0008	25	26	Fire Assay	0.014	
LPRC0008	26	27	Fire Assay	0.069	
LPRC0008	27	28	Fire Assay	0.008	
LPRC0008	28	29	Fire Assay	0.019	
LPRC0008			Fire Assay	12.134	STANDARD OREAS 229b
LPRC0008	29	30	Fire Assay	0.03	
LPRC0008	30	31	Fire Assay	0.006	
LPRC0008	31	32	Fire Assay	0.066	
LPRC0008	32	33	Fire Assay	0.007	
LPRC0008	33	34	Fire Assay	0.038	
LPRC0008	34	35	Fire Assay	0.019	
LPRC0008	35	36	Fire Assay	0.008	
LPRC0009	0	1	Fire Assay	0.206	
LPRC0009	1	2	Fire Assay	0.186	
LPRC0009	2	3	Fire Assay	0.177	
LPRC0009	3	4	Fire Assay	0.142	
LPRC0009	4	5	Fire Assay	0.352	
LPRC0009	5	6	Fire Assay	0.036	
LPRC0009	6	7	Fire Assay	0.041	
LPRC0009	7	8	Fire Assay	0.216	
LPRC0009	8	9	Fire Assay	0.026	
LPRC0009	9	10	Fire Assay	0.01	
LPRC0009	10	11	Fire Assay	0.007	
LPRC0009	11	12	Fire Assay	0.009	
LPRC0009	12	13	Fire Assay	0.006	
LPRC0009	12	13	Fire Assay	0.011	DUPLICATE
LPRC0009	13	14	Fire Assay	0.007	
LPRC0009	14	15	Fire Assay	0.007	
LPRC0009	15	16	Fire Assay	0.006	
LPRC0009	16	17	Fire Assay	0.006	
LPRC0009	17	18	Screen Fire Assay	X	

LPRC0009	18	19	Screen Fire Assay	0.01	
LPRC0009	19	20	Screen Fire Assay	0.01	
LPRC0009	20	21	Screen Fire Assay	0.02	
LPRC0009	21	22	Screen Fire Assay	0.02	
LPRC0009	22	23	Screen Fire Assay	X	
LPRC0009	23	24	Screen Fire Assay	0.03	
LPRC0009	24	25	Screen Fire Assay	0.02	
LPRC0009	25	26	Screen Fire Assay	0.03	
LPRC0009	26	27	Screen Fire Assay	0.04	
LPRC0009	27	28	Fire Assay	0.054	
LPRC0009	28	29	Fire Assay	0.215	
LPRC0009	29	30	Fire Assay	0.017	
LPRC0010	0	1	Fire Assay	0.085	
LPRC0010			Fire Assay	X	STANDARD OREAS 22f
LPRC0010	1	2	Fire Assay	0.039	
LPRC0010	2	3	Fire Assay	0.024	
LPRC0010	3	4	Fire Assay	0.026	
LPRC0010	4	5	Fire Assay	0.022	
LPRC0010	5	6	Fire Assay	0.022	
LPRC0010	6	7	Fire Assay	0.009	
LPRC0010	7	8	Fire Assay	0.014	
LPRC0010	8	9	Fire Assay	0.013	
LPRC0010	9	10	Fire Assay	0.02	
LPRC0010	10	11	Fire Assay	0.031	
LPRC0010	11	12	Fire Assay	0.053	
LPRC0010	12	13	Fire Assay	0.101	
LPRC0010	13	14	Fire Assay	0.257	
LPRC0010	14	15	Fire Assay	0.272	
LPRC0010	15	16	Fire Assay	0.073	
LPRC0010	16	17	Fire Assay	0.022	
LPRC0010	17	18	Fire Assay	0.021	
LPRC0010	18	19	Screen Fire Assay	13.2	
LPRC0010	19	20	Screen Fire Assay	3.68	
LPRC0010	19	20	Screen Fire Assay	3.52	DUPLICATE
LPRC0010	20	21			VOID - NO SAMPLE
LPRC0010	21	22	Screen Fire Assay	4.35	
LPRC0010	22	23	Fire Assay	0.015	
LPRC0010	23	24	Fire Assay	0.494	
LPRC0010	24	25	Fire Assay	0.008	
LPRC0010	25	26	Fire Assay	0.032	
LPRC0010	26	27	Fire Assay	0.015	
LPRC0010	27	28	Fire Assay	0.016	
LPRC0010	28	29	Fire Assay	0.015	
LPRC0010	29	30	Fire Assay	X	
LPRC0010	29	30	Fire Assay	0.006	DUPLICATE
LPRC0010	30	31	Fire Assay	X	
LPRC0010	31	32	Fire Assay	0.009	
LPRC0010	32	33	Fire Assay	0.092	
LPRC0010	33	34	Fire Assay	0.006	
LPRC0010	34	35	Fire Assay	0.19	
LPRC0010	35	36	Fire Assay	0.083	
LPRC0011	0	1	Fire Assay	0.119	
LPRC0011	1	2	Fire Assay	0.058	
LPRC0011	2	3	Fire Assay	0.028	
LPRC0011	3	4	Fire Assay	0.017	
LPRC0011	4	5	Fire Assay	0.009	
LPRC0011	5	6	Fire Assay	0.012	
LPRC0011	6	7	Fire Assay	0.02	

LPRC0011	7	8	Fire Assay	0.009	
LPRC0011	8	9	Fire Assay	0.009	
LPRC0011	9	10	Fire Assay	0.009	
LPRC0011	10	11	Fire Assay	0.009	
LPRC0011	11	12	Fire Assay	X	
LPRC0011	12	13	Fire Assay	0.006	
LPRC0011	13	14	Fire Assay	0.005	
LPRC0011	14	15	Fire Assay	0.007	
LPRC0011	15	16	Fire Assay	0.005	
LPRC0011	16	17	Fire Assay	0.014	
LPRC0011	17	18	Fire Assay	0.009	
LPRC0011	18	19	Fire Assay	0.007	
LPRC0011	19	20	Fire Assay	0.006	
LPRC0011	20	21	Fire Assay	0.006	
LPRC0011	21	22	Fire Assay	0.011	
LPRC0011			Fire Assay	0.253	STANDARD G311-3
LPRC0011	22	23	Fire Assay	0.044	
LPRC0011	23	24	Fire Assay	0.062	
LPRC0011	24	25	Fire Assay	0.075	
LPRC0011	25	26	Fire Assay	0.299	
LPRC0011	26	27	Fire Assay	0.034	
LPRC0011	27	28	Fire Assay	0.024	
LPRC0011	28	29	Fire Assay	0.014	
LPRC0011	29	30	Fire Assay	0.017	
LPRC0011	30	31	Fire Assay	0.007	
LPRC0011	31	32	Fire Assay	0.014	
LPRC0011	32	33	Fire Assay	1.981	
LPRC0011	33	34	Fire Assay	0.196	
LPRC0011	34	35	Fire Assay	0.63	
LPRC0011	35	36	Fire Assay	0.109	
LPRC0011	36	37	Screen Fire Assay	0.12	
LPRC0011	37	38			VOID - NO SAMPLE
LPRC0011	38	39			VOID - NO SAMPLE
LPRC0011	39	40			VOID - NO SAMPLE
LPRC0011	40	41			VOID - NO SAMPLE
LPRC0011	41	42	Screen Fire Assay	15.91	
LPRC0011	42	43	Screen Fire Assay	1.22	
LPRC0011	43	44	Screen Fire Assay	0.74	
LPRC0011	44	45	Screen Fire Assay	0.25	
LPRC0011	45	46	Screen Fire Assay	0.13	
LPRC0011	46	47	Screen Fire Assay	0.16	
LPRC0011	47	48	Screen Fire Assay	0.05	
LPRC0011	48	49	Screen Fire Assay	0.04	
LPRC0011	49	50	Fire Assay	0.009	
LPRC0011	50	51	Fire Assay	0.008	
LPRC0011	51	52	Fire Assay	0.008	
LPRC0011	52	53	Fire Assay	0.009	
LPRC0011	53	54	Fire Assay	X	
LPRC0012	0	1	Fire Assay	0.106	
LPRC0012	1	2	Fire Assay	0.091	
LPRC0012	2	3	Fire Assay	0.031	
LPRC0012	3	4	Fire Assay	0.017	
LPRC0012	4	5	Fire Assay	0.012	
LPRC0012	5	6	Fire Assay	0.011	
LPRC0012			Fire Assay	0.518	STANDARD G311-1
LPRC0012	6	7	Fire Assay	0.012	
LPRC0012	7	8	Fire Assay	0.01	
LPRC0012	8	9	Fire Assay	0.011	

LPRC0012	9	10	Fire Assay	0.015	
LPRC0012	10	11	Fire Assay	0.011	
LPRC0012	11	12	Fire Assay	0.007	
LPRC0012	12	13	Fire Assay	0.009	
LPRC0012	13	14	Fire Assay	0.007	
LPRC0012	14	15	Fire Assay	0.012	
LPRC0012	15	16	Fire Assay	0.009	
LPRC0012	16	17	Fire Assay	0.006	
LPRC0012	17	18	Fire Assay	X	
LPRC0012	18	19	Fire Assay	X	
LPRC0012	19	20	Fire Assay	X	
LPRC0012	20	21	Fire Assay	X	
LPRC0012	21	22	Fire Assay	0.009	
LPRC0012	22	23	Fire Assay	X	
LPRC0012	23	24	Fire Assay	X	
LPRC0012	24	25	Fire Assay	0.005	
LPRC0012	24	25	Fire Assay	0.005	DUPLICATE
LPRC0012	25	26	Fire Assay	0.011	
LPRC0012	26	27	Fire Assay	0.006	
LPRC0012	27	28	Fire Assay	X	
LPRC0012	28	29	Fire Assay	0.02	
LPRC0012	29	30	Fire Assay	0.094	
LPRC0012	30	31	Fire Assay	0.133	
LPRC0012	31	32	Fire Assay	1.257	
LPRC0012	32	33	Fire Assay	0.028	
LPRC0012	33	34	Fire Assay	0.011	
LPRC0012	34	35	Fire Assay	0.012	
LPRC0012	34	35	Fire Assay	0.021	DUPLICATE
LPRC0012	35	36	Fire Assay	0.226	
LPRC0012	36	37	Fire Assay	0.013	
LPRC0012	37	38	Fire Assay	0.126	
LPRC0012	38	39	Fire Assay	0.145	
LPRC0012	39	40	Fire Assay	0.046	
LPRC0012	40	41	Fire Assay	0.033	
LPRC0012	41	42	Fire Assay	0.018	
LPRC0012	42	43	Fire Assay	17.46	
LPRC0012	43	44	Fire Assay	27.71	
LPRC0012	44	45	Screen Fire Assay	16.9	
LPRC0012	45	46	Screen Fire Assay	3.13	
LPRC0012	46	47	Screen Fire Assay	0.13	
LPRC0012	47	48	Screen Fire Assay	1.05	
LPRC0012	48	49	Screen Fire Assay	0.27	
LPRC0012	49	50	Screen Fire Assay	0.9	
LPRC0012	50	51	Screen Fire Assay	0.05	
LPRC0012	51	52	Screen Fire Assay	0.11	
LPRC0012	52	53	Screen Fire Assay	0.1	
LPRC0012	53	54	Screen Fire Assay	0.08	
LPRC0012	54	55			VOID - NO SAMPLE
LPRC0012	55	56			VOID - NO SAMPLE
LPRC0012	56	57			VOID - NO SAMPLE
LPRC0012	57	58			VOID - NO SAMPLE
LPRC0012	58	59			VOID - NO SAMPLE
LPRC0012	59	60	Screen Fire Assay	0.04	
LPRC0012	60	61	Screen Fire Assay	0.73	
LPRC0012	61	62	Fire Assay	0.283	
LPRC0012	62	63	Fire Assay	0.076	
LPRC0012			Fire Assay	X	STANDARD GL6912-2
LPRC0012	63	64	Fire Assay	0.025	

LPRC0012	64	65	Fire Assay	0.007	
LPRC0012	65	66	Fire Assay	0.035	
LPRC0012	66	67	Fire Assay	0.03	
LPRC0012	67	68	Fire Assay	0.009	
LPRC0012	68	69	Fire Assay	0.182	
LPRC0012	69	70	Fire Assay	0.035	
LPRC0012	70	71	Fire Assay	0.022	
LPRC0012	71	72	Fire Assay	0.045	
LPRC0012	72	73	Fire Assay	0.02	
LPRC0012	73	74	Fire Assay	0.006	
LPRC0012	74	75	Fire Assay	0.011	
LPRC0012	75	76	Fire Assay	0.007	
LPRC0012	76	77	Fire Assay	0.014	
LPRC0012	77	78	Fire Assay	0.028	
LPRC0013	0	1	Fire Assay	0.087	
LPRC0013	1	2	Fire Assay	0.036	
LPRC0013	2	3	Fire Assay	0.026	
LPRC0013	3	4	Fire Assay	0.015	
LPRC0013	4	5	Fire Assay	0.016	
LPRC0013	4	5	Fire Assay	0.017	DUPLICATE
LPRC0013	5	6	Fire Assay	0.011	
LPRC0013	6	7	Fire Assay	0.029	
LPRC0013	7	8	Fire Assay	0.013	
LPRC0013	8	9	Fire Assay	0.013	
LPRC0013	9	10	Fire Assay	0.014	
LPRC0013	10	11	Fire Assay	0.015	
LPRC0013	11	12	Fire Assay	0.01	
LPRC0013	12	13	Fire Assay	X	
LPRC0013	13	14	Fire Assay	X	
LPRC0013	14	15	Fire Assay	0.038	
LPRC0013	15	16	Fire Assay	0.083	
LPRC0013	16	17	Fire Assay	0.006	
LPRC0013	17	18	Fire Assay	X	
LPRC0013	18	19	Fire Assay	0.015	
LPRC0013	19	20	Fire Assay	0.009	
LPRC0013	20	21	Fire Assay	0.044	
LPRC0013	21	22	Fire Assay	0.017	
LPRC0013	22	23	Fire Assay	X	
LPRC0013			Fire Assay	12.06	STANDARD OREAS 229b
LPRC0013	23	24	Fire Assay	0.011	
LPRC0013	24	25	Fire Assay	0.015	
LPRC0013	25	26	Fire Assay	0.058	
LPRC0013	26	27	Fire Assay	0.055	
LPRC0013	27	28	Fire Assay	X	
LPRC0013	28	29	Fire Assay	X	
LPRC0013	29	30	Fire Assay	0.264	
LPRC0013	30	31	Fire Assay	0.02	
LPRC0013	31	32	Fire Assay	0.005	
LPRC0013	32	33	Screen Fire Assay	0.03	
LPRC0013	33	34	Screen Fire Assay	12.04	
LPRC0013	34	35	Screen Fire Assay	5.99	
LPRC0013	35	36	Screen Fire Assay	31.1	
LPRC0013	36	37	Screen Fire Assay	4	
LPRC0013	37	38	Fire Assay	0.176	
LPRC0013	38	39	Fire Assay	0.106	
LPRC0013	39	40	Fire Assay	0.117	
LPRC0013	40	41	Fire Assay	0.271	
LPRC0013	41	42	Fire Assay	0.461	

LPRC0013	41	42	Fire Assay	0.481	DUPLICATE
LPRC0013	42	43	Screen Fire Assay	0.18	
LPRC0013	43	44	Screen Fire Assay	0.09	
LPRC0013	44	45	Screen Fire Assay	0.04	
LPRC0013	45	46	Screen Fire Assay	0.02	
LPRC0013	46	47	Fire Assay	0.026	
LPRC0013	47	48	Fire Assay	0.139	
LPRC0013	48	49	Fire Assay	0.044	
LPRC0013	49	50	Fire Assay	0.016	
LPRC0013	50	51	Fire Assay	0.091	
LPRC0013	51	52	Fire Assay	Pending	
LPRC0013	51	52	Fire Assay	Pending	DUPLICATE
LPRC0013	52	53	Fire Assay	Pending	
LPRC0013	53	54	Fire Assay	Pending	
LPRC0015	0	1	Fire Assay	0.043	
LPRC0015	1	2	Fire Assay	0.032	
LPRC0015	2	3	Fire Assay	0.024	
LPRC0015	3	4	Fire Assay	0.018	
LPRC0015	4	5	Fire Assay	0.007	
LPRC0015	4	5	Fire Assay	0.008	DUPLICATE
LPRC0015	5	6	Fire Assay	0.015	
LPRC0015	6	7	Fire Assay	0.014	
LPRC0015	7	8	Fire Assay	0.015	
LPRC0015	8	9	Fire Assay	0.008	
LPRC0015	9	10	Fire Assay	X	
LPRC0015	10	11	Fire Assay	0.006	
LPRC0015	11	12	Fire Assay	X	
LPRC0015	12	13	Fire Assay	0.011	
LPRC0015	13	14	Fire Assay	X	
LPRC0015	14	15	Fire Assay	0.007	
LPRC0015	15	16	Fire Assay	0.009	
LPRC0015	16	17	Fire Assay	X	
LPRC0015	17	18	Fire Assay	0.011	
LPRC0015	18	19	Fire Assay	0.025	
LPRC0015	19	20	Fire Assay	0.009	
LPRC0015	20	21	Fire Assay	0.007	
LPRC0015	21	22	Fire Assay	X	
LPRC0015	22	23	Fire Assay	0.006	
LPRC0015	23	24	Fire Assay	0.034	
LPRC0015	24	25	Fire Assay	0.006	
LPRC0015	25	26	Fire Assay	0.006	
LPRC0015	26	27	Fire Assay	0.012	
LPRC0015	27	28	Fire Assay	0.006	
LPRC0015	28	29	Fire Assay	X	
LPRC0015	29	30	Fire Assay	X	
LPRC0015	30	31	Fire Assay	2.69	
LPRC0015	31	32	Screen Fire Assay	0.03	
LPRC0015	32	33	Screen Fire Assay	0.17	
LPRC0015	33	34			VOID - NO SAMPLE
LPRC0015	34	35	Screen Fire Assay	0.49	
LPRC0015	35	36	Screen Fire Assay	2.46	
LPRC0015	36	37	Screen Fire Assay	6.4	
LPRC0015	37	38	Screen Fire Assay	2.53	
LPRC0015	38	39	Screen Fire Assay	1.19	
LPRC0015	39	40	Screen Fire Assay	1.01	
LPRC0015	40	41	Screen Fire Assay	23.04	
LPRC0015	41	42	Screen Fire Assay	12.82	
LPRC0015	42	43	Screen Fire Assay	0.63	

LPRC0015	43	44	Screen Fire Assay	1.21	
LPRC0015	44	45	Screen Fire Assay	0.25	
LPRC0015	45	46	Screen Fire Assay	0.06	
LPRC0015	46	47	Screen Fire Assay	0.05	
LPRC0015	47	48	Fire Assay	0.581	
LPRC0015	48	49	Fire Assay	0.247	
LPRC0015	49	50	Fire Assay	0.066	
LPRC0015	50	51	Fire Assay	0.055	
LPRC0015	51	52	Fire Assay	0.078	
LPRC0015	52	53	Fire Assay	0.673	
LPRC0015	52	53	Fire Assay	0.758	DUPLICATE
LPRC0015	53	54	Fire Assay	0.103	
LPRC0015	54	55	Fire Assay	0.014	
LPRC0015	55	56	Fire Assay	0.025	
LPRC0015	56	57	Fire Assay	0.034	
LPRC0015	57	58	Fire Assay	0.02	
LPRC0015	58	59	Fire Assay	0.026	
LPRC0015	59	60	Fire Assay	0.05	
LPRC0016	0	1	Fire Assay	0.116	
LPRC0016	1	2	Fire Assay	0.036	
LPRC0016	2	3	Fire Assay	0.015	
LPRC0016	3	4	Fire Assay	0.015	
LPRC0016	4	5	Fire Assay	0.01	
LPRC0016	5	6	Fire Assay	0.01	
LPRC0016	6	7	Fire Assay	0.025	
LPRC0016	7	8	Fire Assay	0.01	
LPRC0016	8	9	Fire Assay	0.007	
LPRC0016	9	10	Fire Assay	0.008	
LPRC0016	10	11	Fire Assay	0.009	
LPRC0016			Fire Assay	0.51	STANDARD - G311-1
LPRC0016	11	12	Fire Assay	X	
LPRC0016	12	13	Fire Assay	X	
LPRC0016	13	14	Fire Assay	X	
LPRC0016	14	15	Fire Assay	0.008	
LPRC0016	15	16	Fire Assay	X	
LPRC0016	16	17	Fire Assay	X	
LPRC0016	17	18	Fire Assay	X	
LPRC0016	18	19	Fire Assay	0.005	
LPRC0016	19	20	Fire Assay	X	
LPRC0016	20	21	Fire Assay	X	
LPRC0016	21	22	Fire Assay	0.014	
LPRC0016	22	23	Fire Assay	0.011	
LPRC0016	23	24	Fire Assay	0.058	
LPRC0016	24	25	Fire Assay	0.006	
LPRC0016	25	26	Fire Assay	0.005	
LPRC0016	26	27	Fire Assay	0.056	
LPRC0016	27	28	Fire Assay	0.067	
LPRC0016	28	29	Fire Assay	0.024	
LPRC0016	29	30	Fire Assay	0.045	
LPRC0016	29	30	Fire Assay	0.044	DUPLICATE
LPRC0016	30	31	Fire Assay	0.038	
LPRC0016	31	32	Fire Assay	0.072	
LPRC0016	32	33	Fire Assay	0.272	
LPRC0016	33	34	Fire Assay	0.03	
LPRC0016	34	35	Fire Assay	0.225	
LPRC0016	35	36	Fire Assay	0.249	
LPRC0016	36	37	Fire Assay	0.383	
LPRC0016	37	38	Fire Assay	0.254	

LPRC0016	38	39	Fire Assay	0.212	
LPRC0016	39	40	Fire Assay	0.037	
LPRC0016	39	40	Fire Assay	0.035	DUPLICATE
LPRC0016	40	41	Fire Assay	0.373	
LPRC0016	41	42	Fire Assay	0.054	
LPRC0016	42	43	Fire Assay	0.065	
LPRC0016	43	44	Fire Assay	0.052	
LPRC0016	44	45	Fire Assay	0.012	
LPRC0016	45	46	Fire Assay	X	
LPRC0016	46	47	Screen Fire Assay	1.26	
LPRC0016	47	48	Screen Fire Assay	0.04	
LPRC0016	48	49	Screen Fire Assay	0.06	
LPRC0016	49	50	Screen Fire Assay	4.48	
LPRC0016	50	51	Screen Fire Assay	0.32	
LPRC0016	51	52	Screen Fire Assay	0.14	
LPRC0016	52	53	Screen Fire Assay	2.06	
LPRC0016	53	54	Fire Assay	2.29	
LPRC0016	54	55	Fire Assay	3.1	
LPRC0016	55	56	Fire Assay	5.4	
LPRC0016	56	57	Fire Assay	6.71	
LPRC0016	57	58	Fire Assay	2.95	
LPRC0016	58	59	Fire Assay	0.43	
LPRC0016	59	60	Screen Fire Assay	1.08	
LPRC0016	60	61	Screen Fire Assay	1.01	
LPRC0016	61	62	Screen Fire Assay	1.11	
LPRC0016	62	63	Screen Fire Assay	0.69	
LPRC0016	63	64	Screen Fire Assay	1.29	
LPRC0016	64	65	Fire Assay	0.044	
LPRC0016	65	66	Fire Assay	0.057	
LPRC0016	66	67	Fire Assay	0.185	
LPRC0016	67	68	Fire Assay	0.055	
LPRC0016			Fire Assay	12.242	STANDARD OREAS 229b
LPRC0016	68	69	Fire Assay	0.048	
LPRC0016	69	70	Fire Assay	0.054	
LPRC0016	70	71	Fire Assay	0.127	
LPRC0016	71	72	Fire Assay	0.069	
LPRC0016	72	73	Fire Assay	0.163	
LPRC0016	73	74	Fire Assay	0.065	
LPRC0016	74	75	Fire Assay	0.053	
LPRC0016	75	76	Fire Assay	0.075	
LPRC0016	76	77	Fire Assay	0.151	
LPRC0016	77	78	Fire Assay	0.091	
LPRC0016	78	79	Fire Assay	0.032	
LPRC0016	79	80	Fire Assay	0.072	
LPRC0016	80	81	Fire Assay	0.077	
LPRC0016	81	82	Fire Assay	0.069	
LPRC0016	82	83	Fire Assay	0.073	
LPRC0016	83	84	Fire Assay	0.101	