

Spectacular gold hits from maiden drill program at Yalgoo

Bonanza grade intercept of 1m at 1,439.55g/t within a broader zone of 6m at 244.91g/t from outside the historical resource envelope at the Melville Deposit

Highlights:

- Outstanding results received from the first four holes completed as part of the Company's maiden Reverse Circulation (RC) drill program at the Yalgoo Gold Project in WA. Significant assay results from drilling at the Melville Deposit include:
 - **6m at 244.9g/t from 50m including 1m at 1,439.55g/t from 51m** and 1m at 16.95g/t from 55m, 14m at 1.00g/t from 58m including 1m @ 2.61g/t and 1m @ 3.73g/t, and 2m @ 1.06g/t from 106m to the end-of-hole (in a mineralised porphyry unit) (FMRC0008)
 - **13m at 3.65g/t from 113m including 4m at 9.19g/t from 119m** (FMRC0010)
 - 9m at 1.32g/t from surface including 1m at 4.76g/t from 7m, 1m at 3.49g/t from 96m, 2m at 1.87g/t from 101m and 1m at 2.66g/t from 105m (FMRC0009)
 - 4m @ 1.24g/t from 3m and 1m at 5.76g/t from 69m (FMRC0007)
- All of these initial results are from outside the historical resource envelope at Melville, highlighting strong potential to upgrade and grow the resource base at Yalgoo.
- Porphyry intrusives at Melville confirmed as mineralised and strongly implicated as introducing high-grade gold fluids into the rocks of the Yalgoo Gold Project. All four Firefly holes intersected mineralised porphyry, high-grade gold in porphyry-associated quartz veining and/or wide intersections of mineralised porphyry-related wallrock alteration. FMRC0008 also ended in mineralised porphyry at 108m (2m @ 1.06g/t).
- Assays from the remaining six holes completed as part of the initial 10-hole, 1,200m RC program expected over the next week.
- Next phase of the multi-pronged, 10,000m drill program set to resume shortly.

Firefly Resources Ltd (ASX: FFR; Firefly or the Company) is pleased to advise that it has intersected spectacular high-grade gold mineralisation at shallow depths, including a **bonanza intercept of 1,439.55g/t**, from the very first holes drilled as part of its maiden drilling program at the recently acquired Yalgoo Gold Project in Western Australia.

The Yalgoo Project is located 175km east of Geraldton and encompasses a 600km² tenement package covering an entire historic goldfield that has an extensive history of high-grade gold production but has had no exploration for the past 15 years (see Figure 1). Firefly recently commenced its maiden Reverse Circulation (RC) drilling program at Yalgoo, with the first round of drilling designed primarily to validate the historical mineral resource estimate over the Melville Gold Deposit and upgrade it to JORC 2012 compliance.

Approximately 1,200m of RC drilling for 10 holes has been completed to date as part of a larger 10,000m multi-stage campaign. Assays have been received so far from the first four holes drilled as part of this initial program, which are reported in this announcement.

The remaining assays are expected to be returned in the coming week, and the next phase of RC drilling is scheduled to resume shortly.

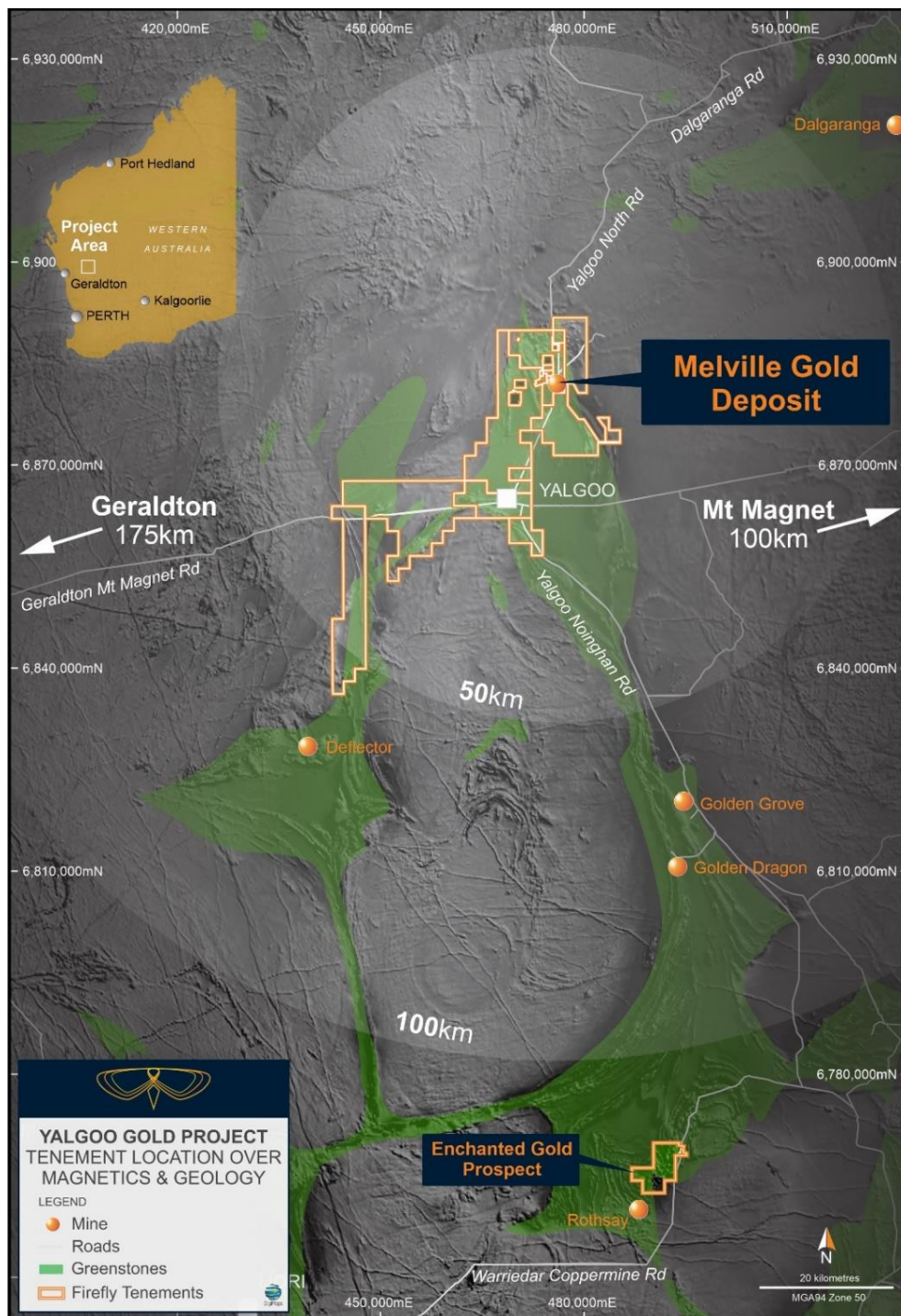


Figure 1. Firefly's Yalgoo Gold Project illustrating regional-scale tenure of the under-explored greenstone belt and proximity to multiple gold-specific and gold-capable process plants.

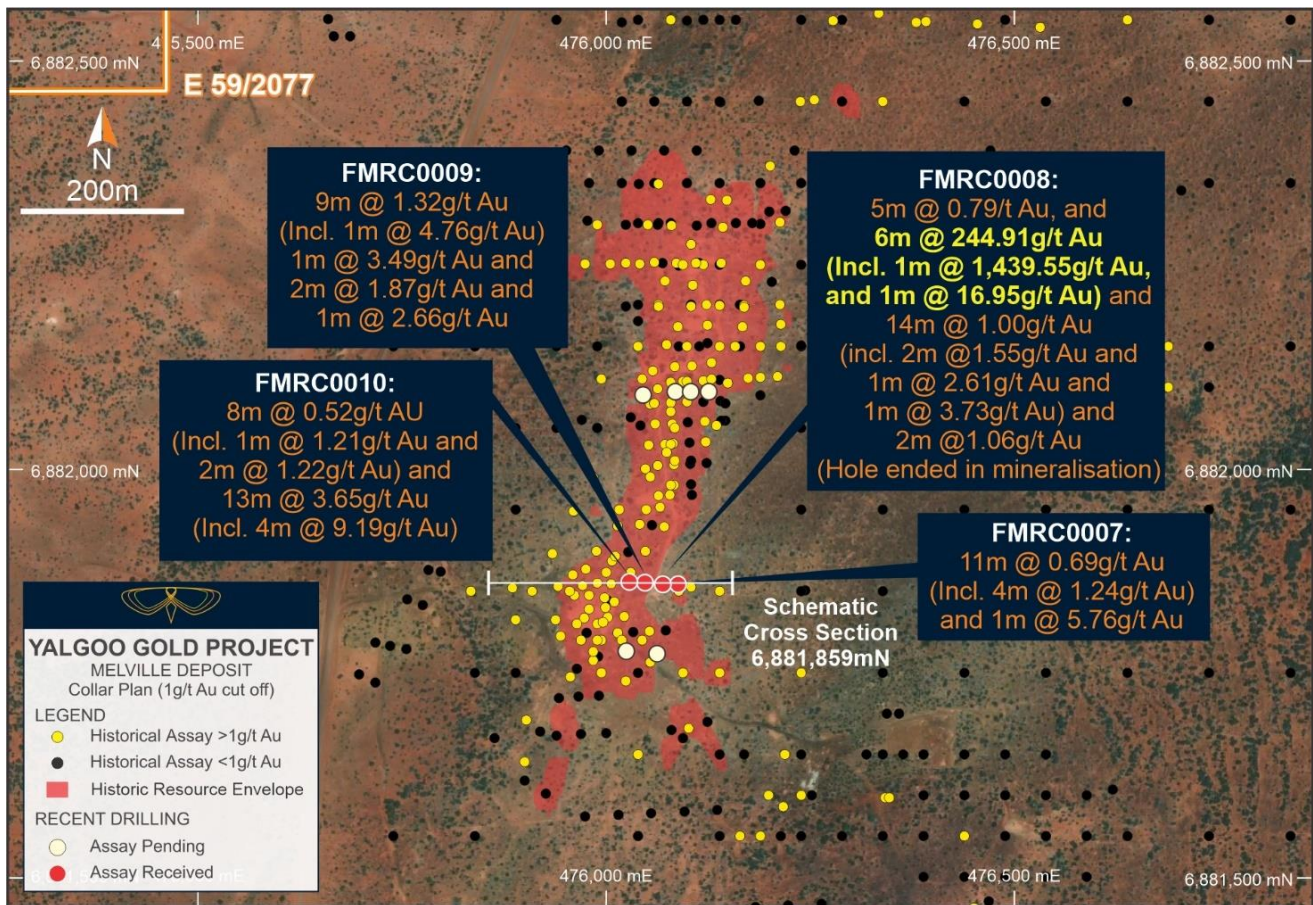


Figure 2. Plan view of the Melville Gold Deposit with historic drilling and recent Firefly RC drill-hole locations.

Significant assay results from these four holes are summarised in Table 1 below:

Hole ID	Interval	Grade	Depth	Comments	
FMRC0007	11m	0.69g/t	0	Shallow mineralised regolith	
	including	4m	1.24g/t		
	1m	5.76g/t	69		
FMRC0008	5m	0.79g/t	1	Shallow mineralised regolith	
	6m	244.91g/t	50		
	including	1m	1,439.55g/t		51
	1m	16.95g/t	55		
	7m	1.29g/t	58		
	including	1m	3.73g/t		65
	1m	1.12g/t	70		
FMRC0009	2m	1.06g/t	106	Hole ended in mineralised porphyry	
	9m	1.31g/t	0		
	including	1m	4.76g/t		7
	1m	3.49g/t	96		
FMRC0010	2m	1.87g/t	101	Shallow mineralised regolith	
	1m	2.66g/t	105		
	8m	0.52g/t	0		
FMRC0010	13m	3.65g/t	113	Shallow mineralised regolith	
	including	4m	9.19g/t		119

Table 1. Significant intercepts from the first four Firefly drill-holes at the Melville Gold Deposit.

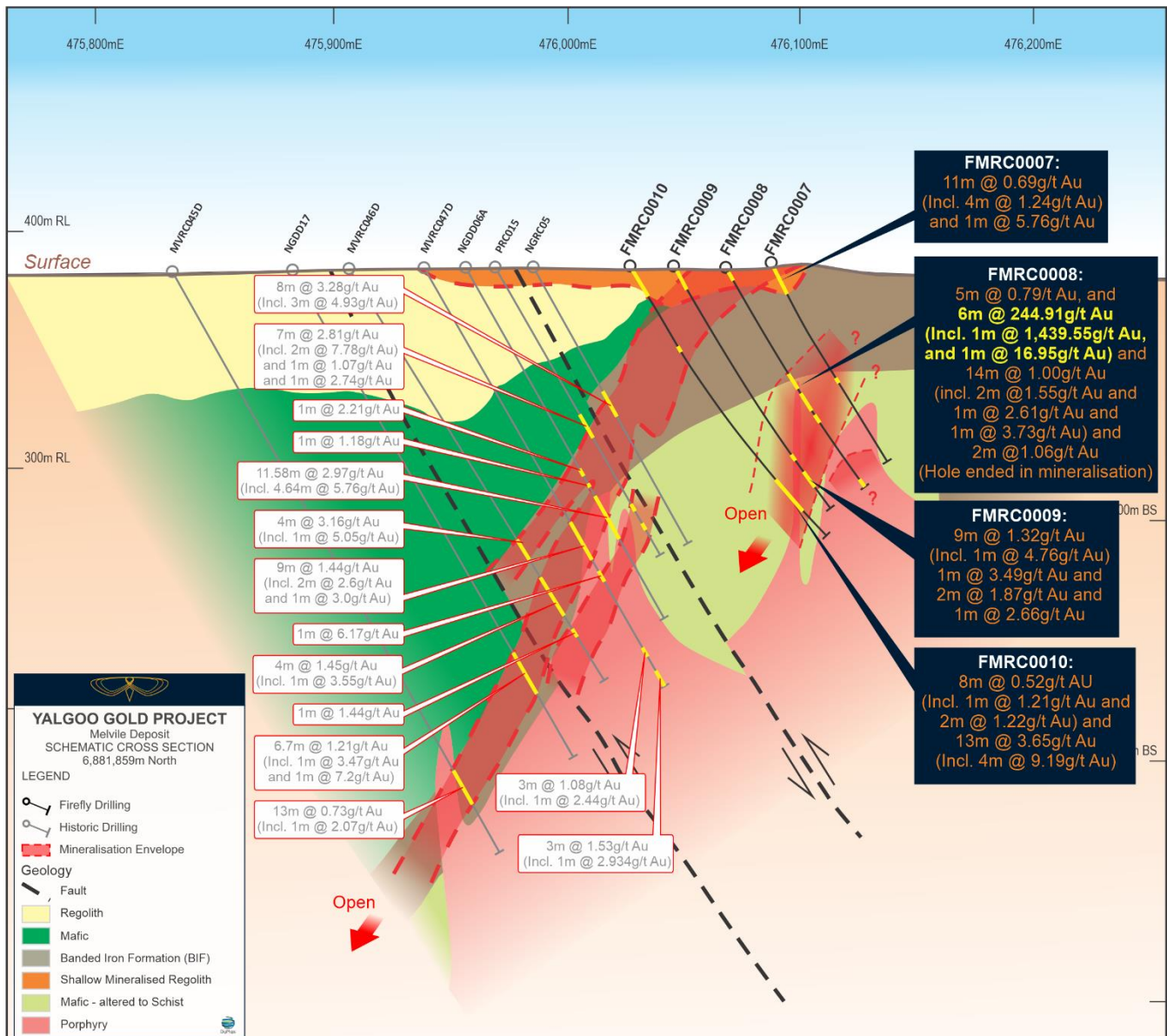


Figure 3. Geological cross-section of the Melville Gold Deposit illustrating the four Firefly drill-holes for which assays have been received.

Competent Persons Statement

The information in this announcement that relates to Exploration Targets, Exploration Results, Mineral Resources or Ore Reserves is based on information reviewed, collated and compiled by Mr Simon Lawson, a full-time employee and the Managing Director of Firefly Resources Ltd. Mr Lawson is a professional geoscientist and Member of The Australian Institute of Mining and Metallurgy and has sufficient experience relevant to the style of mineralisation and type of deposit under consideration, and to the activity which has been undertaken, to qualify as a Competent Person as defined in the 2012 Edition of the Joint Ore Reserves Committee (JORC) Australasian Code for Reporting of Exploration Results, Mineral Resources, and Ore Reserves. Mr Lawson consents to the inclusion in this announcement of the matters based on this information in the form and context in which it appears.

Management Comment

Commenting on the results, Firefly Managing Director, Simon Lawson, said: *"This is fantastic start to our maiden drill program at Yalgoo and gives us a lot of confidence that we are in a richly endowed gold field with huge potential, particularly given how little exploration it has seen in the past two decades.*

"The first 10 drill-holes of this campaign were multi-purpose in that they were designed to test our existing geological understanding of the Melville deposit – in particular, to give us a better understanding of the various mineralisation styles, validate the continuity and extent of the historical resource interpretation/wireframing prior to our planned update, and also give Firefly a potential upside opportunity in the form of new intercepts and extensions to existing mineralisation."

"We have managed to achieve all those aims in just the first four of the 10 drill-holes at the flagship deposit and I am extremely proud of the Firefly team for getting boots, and a drill-rig, on the ground so quickly and executing on the plan.

*"We have been blessed with one of the best exploration results I could have hoped for in our first program at Yalgoo, in the shape of a spectacular intercept of **6m @ 244.91g/t** including a remarkable zone of **1m @ 1439.55g/t**. This is a monster result from just 50m depth, in a new ore position located on the margins of, and along-strike from, the historical Melville Deposit resource estimate.*

"While we are naturally excited and motivated by this extraordinary result, we will continue to be systematic and disciplined in our approach to exploration. Bonanza grade intercepts are a rare occurrence in gold exploration and the reality is that we are targeting consistent mineralisation over a wide area.

"The 6Moz Mt Magnet gold camp, located less than 100km away in the same rocks and with the same mineralisation styles, is the geological analogue we are chasing here at Yalgoo. The only difference is that Firefly plans to accelerate the 120-year history of Mt Magnet and compress it into the here and now for our shareholders."

Authorised by Simon Lawson, Managing Director – Firefly Resources Ltd

Investor Inquiries

Firefly Resources Limited
08 9322 2338
info@fireflyresources.com.au

Media Inquiries

Read Corporate
Nicholas Read
08 9388 1474
nicholas@readcorporate.com.au



Figure 4. Abundant gold grains panned out of FMRC0008 RC drill-hole intercept on-site at Yalgoo Gold Project. Note the fine gold in the top of the pan and coarse crystalline nuggets to the right and at the base of the image.

Annexure A

Collar Table

Drill Hole ID	Drill Type	Prospect	Easting (m)	Northing (m)	Azimuth (deg)	Dip (deg)	RL (m)	Total Depth (m)	Assays
FMRC0001	RC	Melville	476025.6	6881779	90	-60	385	120	Assays Pending
FMRC0002	RC	Melville	476063.3	6881776	90	-60	385	99	Assays Pending
FMRC0003	RC	Melville	476046.2	6882093	90	-60	379	150	Assays Pending
FMRC0004	RC	Melville	476085.7	6882097	90	-60	378	120	Assays Pending
FMRC0005	RC	Melville	476104.6	6882097	90	-60	378	105	Assays Pending
FMRC0006	RC	Melville	476126.7	6882097	90	-60	377	95	Assays Pending
FMRC0007	RC	Melville	476089	6881861	90	-60	385	95	Assays Received
FMRC0008	RC	Melville	476070.4	6881861	90	-60	383	108	Assays Received
FMRC0009	RC	Melville	476048.5	6881863	90	-60	383	120	Assays Received
FMRC0010	RC	Melville	476029.3	6881864	90	-60	383	140	Assays Received
MVRC045D	RC/DD	Melville	475834	6881851	90	-62	382.61	282.2	Historical
NGDD17	DD	Melville	475885	6881855	93	-60	384.21	240	Historical
MVRC046D	RC/DD	Melville	475909	6881851	90	-60	384.37	198.1	Historical
MVRC047D	RC/DD	Melville	475955	6881851	90	-60	385	207	Historical
NGDD06A	DD	Melville	475971	6881858	93	-60	384.8	140.8	Historical
PRC015	RC	Melville	475989	6881861	90	-60	381	130	Historical
NGRC05	RC	Melville	476006	6881860	93	-60	383.82	94	Historical

Annexure B

Assay Table

Hole ID	From	To	Interval	Au (g/t)
FMRC0007	0	1	1	0.41
FMRC0007	1	2	1	0.2
FMRC0007	2	3	1	0.23
FMRC0007	3	4	1	0.66
FMRC0007	4	5	1	1.48
FMRC0007	5	6	1	1.82
FMRC0007	6	7	1	1
FMRC0007	7	8	1	0.24
FMRC0007	8	9	1	0.63
FMRC0007	9	10	1	0.68
FMRC0007	10	11	1	0.29
FMRC0007	11	12	1	0.09
FMRC0007	12	13	1	0.07
FMRC0007	13	14	1	0.06
FMRC0007	14	15	1	0.05
FMRC0007	15	16	1	0.54
FMRC0007	16	17	1	0.09
FMRC0007	17	18	1	0.08
FMRC0007	18	19	1	0.06
FMRC0007	19	20	1	0.03
FMRC0007	20	21	1	0.05
FMRC0007	21	22	1	0.07
FMRC0007	22	23	1	0.06
FMRC0007	23	24	1	0.06
FMRC0007	24	25	1	0.04
FMRC0007	25	26	1	0.01
FMRC0007	26	27	1	0.66
FMRC0007	27	28	1	0.8
FMRC0007	28	29	1	0.07
FMRC0007	29	30	1	0.12
FMRC0007	30	31	1	0.14
FMRC0007	31	32	1	0.05
FMRC0007	32	33	1	0.07
FMRC0007	33	34	1	0.01
FMRC0007	34	35	1	0.03
FMRC0007	35	36	1	0.02
FMRC0007	36	37	1	0.58
FMRC0007	37	38	1	0.42
FMRC0007	38	39	1	0.06

Hole ID	From	To	Interval	Au (g/t)
FMRC0007	39	40	1	0.03
FMRC0007	40	41	1	1.05
FMRC0007	41	42	1	0.04
FMRC0007	42	43	1	0.03
FMRC0007	43	44	1	0.05
FMRC0007	44	45	1	0.05
FMRC0007	45	46	1	0.07
FMRC0007	46	47	1	0.05
FMRC0007	47	48	1	0.13
FMRC0007	48	49	1	0.25
FMRC0007	49	50	1	0.69
FMRC0007	50	51	1	0.31
FMRC0007	51	52	1	0.12
FMRC0007	52	53	1	0.09
FMRC0007	53	54	1	0.25
FMRC0007	54	55	1	0.24
FMRC0007	55	56	1	0.19
FMRC0007	56	57	1	0.03
FMRC0007	57	58	1	0.02
FMRC0007	58	59	1	0.01
FMRC0007	59	60	1	0.01
FMRC0007	60	61	1	0.01
FMRC0007	61	62	1	0.02
FMRC0007	62	63	1	0
FMRC0007	63	64	1	0.04
FMRC0007	64	65	1	0
FMRC0007	65	66	1	0.01
FMRC0007	66	67	1	0
FMRC0007	67	68	1	0
FMRC0007	68	69	1	0.12
FMRC0007	69	70	1	5.76
FMRC0007	70	71	1	0.17
FMRC0007	71	72	1	0.08
FMRC0007	72	73	1	0.04
FMRC0007	73	74	1	0.03
FMRC0007	74	75	1	0.05
FMRC0007	75	76	1	0.08
FMRC0007	76	77	1	0.05
FMRC0007	77	78	1	0.07

Hole ID	From	To	Interval	Au (g/t)
FMRC0007	78	79	1	0.08
FMRC0007	79	80	1	0.03
FMRC0007	80	81	1	0.04
FMRC0007	81	82	1	0.04
FMRC0007	82	83	1	0.08
FMRC0007	83	84	1	0.08
FMRC0007	84	85	1	0.06
FMRC0007	85	86	1	0.07
FMRC0007	86	87	1	0.1
FMRC0007	87	88	1	0.04
FMRC0007	88	89	1	0.08
FMRC0007	89	90	1	0.02
FMRC0007	90	91	1	0.04
FMRC0007	91	92	1	0.08
FMRC0007	92	93	1	0
FMRC0007	93	94	1	0
FMRC0007	94	95	1	0.03
FMRC0008	0	1	1	0.06
FMRC0008	1	2	1	0.29
FMRC0008	2	3	1	0.32
FMRC0008	3	4	1	1.07
FMRC0008	4	5	1	1.52
FMRC0008	5	6	1	0.73
FMRC0008	6	7	1	0.18
FMRC0008	7	8	1	0.07
FMRC0008	8	9	1	0.08
FMRC0008	9	10	1	0.1
FMRC0008	10	11	1	0.28
FMRC0008	11	12	1	0.43
FMRC0008	12	13	1	0.14
FMRC0008	13	14	1	0.09
FMRC0008	14	15	1	0.08
FMRC0008	15	16	1	0
FMRC0008	16	17	1	0
FMRC0008	17	18	1	0
FMRC0008	18	19	1	0.03
FMRC0008	19	20	1	0.03
FMRC0008	20	21	1	0
FMRC0008	21	22	1	0.08
FMRC0008	22	23	1	0.01
FMRC0008	23	24	1	0.01
FMRC0008	24	25	1	0.04

Hole ID	From	To	Interval	Au (g/t)
FMRC0008	25	26	1	0.02
FMRC0008	26	27	1	0
FMRC0008	27	28	1	0
FMRC0008	28	29	1	0.01
FMRC0008	29	30	1	0
FMRC0008	30	31	1	0
FMRC0008	31	32	1	0
FMRC0008	32	33	1	0.04
FMRC0008	33	34	1	0.06
FMRC0008	34	35	1	0.08
FMRC0008	35	36	1	0.03
FMRC0008	36	37	1	0
FMRC0008	37	38	1	0
FMRC0008	38	39	1	0.01
FMRC0008	39	40	1	0
FMRC0008	40	41	1	0.05
FMRC0008	41	42	1	0.05
FMRC0008	42	43	1	0.03
FMRC0008	43	44	1	0.05
FMRC0008	44	45	1	0.04
FMRC0008	45	46	1	0.06
FMRC0008	46	47	1	0.04
FMRC0008	47	48	1	0.08
FMRC0008	48	49	1	0.02
FMRC0008	49	50	1	0.4
FMRC0008	50	51	1	5.48
FMRC0008	51	52	1	1439.55
FMRC0008	52	53	1	5.23
FMRC0008	53	54	1	1.94
FMRC0008	54	55	1	0.34
FMRC0008	55	56	1	16.95
FMRC0008	56	57	1	0.12
FMRC0008	57	58	1	0.2
FMRC0008	58	59	1	0.75
FMRC0008	59	60	1	1.41
FMRC0008	60	61	1	1.68
FMRC0008	61	62	1	0.76
FMRC0008	62	63	1	0.56
FMRC0008	63	64	1	2.61
FMRC0008	64	65	1	0.14
FMRC0008	65	66	1	3.73
FMRC0008	66	67	1	0.15
FMRC0008	67	68	1	0.07

Hole ID	From	To	Interval	Au (g/t)
FMRC0008	68	69	1	0.14
FMRC0008	69	70	1	0.53
FMRC0008	70	71	1	1.12
FMRC0008	71	72	1	0.21
FMRC0008	72	73	1	0.9
FMRC0008	73	74	1	0.16
FMRC0008	74	75	1	0.18
FMRC0008	75	76	1	0.46
FMRC0008	76	77	1	0.38
FMRC0008	77	78	1	0.13
FMRC0008	78	79	1	0.07
FMRC0008	79	80	1	0.09
FMRC0008	80	81	1	0.06
FMRC0008	81	82	1	0.15
FMRC0008	82	83	1	0.3
FMRC0008	83	84	1	0.32
FMRC0008	84	85	1	0.03
FMRC0008	85	86	1	0.09
FMRC0008	86	87	1	0.16
FMRC0008	87	88	1	0.11
FMRC0008	88	89	1	0.05
FMRC0008	89	90	1	0.08
FMRC0008	90	91	1	0.07
FMRC0008	91	92	1	0
FMRC0008	92	93	1	0.03
FMRC0008	93	94	1	0.04
FMRC0008	94	95	1	0.01
FMRC0008	95	96	1	0.93
FMRC0008	96	97	1	0.2
FMRC0008	97	98	1	AA*
FMRC0008	98	99	1	0.34
FMRC0008	99	100	1	0.21
FMRC0008	100	101	1	0.12
FMRC0008	101	102	1	0.29
FMRC0008	102	103	1	0.53
FMRC0008	103	104	1	0.35
FMRC0008	104	105	1	0.79
FMRC0008	105	106	1	0.36
FMRC0008	106	107	1	0.86
FMRC0008	107	108	1	1.27
FMRC0009	0	1	1	0.6
FMRC0009	1	2	1	0.99
FMRC0009	2	3	1	0.52

*AA = Awaiting Assay

Hole ID	From	To	Interval	Au (g/t)
FMRC0009	3	4	1	1.87
FMRC0009	4	5	1	1.16
FMRC0009	5	6	1	0.72
FMRC0009	6	7	1	0.32
FMRC0009	7	8	1	4.76
FMRC0009	8	9	1	0.91
FMRC0009	9	10	1	0.36
FMRC0009	10	11	1	0.3
FMRC0009	11	12	1	0.27
FMRC0009	12	13	1	0.1
FMRC0009	13	14	1	0.09
FMRC0009	14	15	1	0.57
FMRC0009	15	16	1	0.21
FMRC0009	16	17	1	0.09
FMRC0009	17	18	1	0.37
FMRC0009	18	19	1	0.18
FMRC0009	19	20	1	0.06
FMRC0009	20	21	1	0.14
FMRC0009	21	22	1	0.47
FMRC0009	22	23	1	0.31
FMRC0009	23	24	1	0.13
FMRC0009	24	25	1	0.07
FMRC0009	25	26	1	0.05
FMRC0009	26	27	1	0.08
FMRC0009	27	28	1	0.05
FMRC0009	28	29	1	0.09
FMRC0009	29	30	1	0.17
FMRC0009	30	31	1	0.24
FMRC0009	31	32	1	0.26
FMRC0009	32	33	1	0.16
FMRC0009	33	34	1	0.1
FMRC0009	34	35	1	0.09
FMRC0009	35	36	1	0.1
FMRC0009	36	37	1	0.11
FMRC0009	37	38	1	0.15
FMRC0009	38	39	1	0.14
FMRC0009	39	40	1	0.13
FMRC0009	40	41	1	0.12
FMRC0009	41	42	1	0.12
FMRC0009	42	43	1	0.16
FMRC0009	43	44	1	0
FMRC0009	44	45	1	0.03
FMRC0009	45	46	1	0

Hole ID	From	To	Interval	Au (g/t)
FMRC0009	46	47	1	0.09
FMRC0009	47	48	1	0.01
FMRC0009	48	49	1	0.04
FMRC0009	49	50	1	0.1
FMRC0009	50	51	1	0.09
FMRC0009	51	52	1	0.25
FMRC0009	52	53	1	0.03
FMRC0009	53	54	1	0.04
FMRC0009	54	55	1	0.01
FMRC0009	55	56	1	0.02
FMRC0009	56	57	1	0.04
FMRC0009	57	58	1	0.02
FMRC0009	58	59	1	0.06
FMRC0009	59	60	1	0.11
FMRC0009	60	61	1	0.11
FMRC0009	61	62	1	0.07
FMRC0009	62	63	1	0.06
FMRC0009	63	64	1	0.03
FMRC0009	64	65	1	0.09
FMRC0009	65	66	1	0.06
FMRC0009	66	67	1	0.1
FMRC0009	67	68	1	0.09
FMRC0009	68	69	1	0.07
FMRC0009	69	70	1	0.05
FMRC0009	70	71	1	0.05
FMRC0009	71	72	1	0.03
FMRC0009	72	73	1	0.05
FMRC0009	73	74	1	0.21
FMRC0009	74	75	1	0.09
FMRC0009	75	76	1	0.03
FMRC0009	76	77	1	0.03
FMRC0009	77	78	1	0
FMRC0009	78	79	1	0.08
FMRC0009	79	80	1	0.04
FMRC0009	80	81	1	0.08
FMRC0009	81	82	1	0.02
FMRC0009	82	83	1	0.01
FMRC0009	83	84	1	0.04
FMRC0009	84	85	1	0.02
FMRC0009	85	86	1	0.01
FMRC0009	86	87	1	0.01
FMRC0009	87	88	1	0.01
FMRC0009	88	89	1	0

Hole ID	From	To	Interval	Au (g/t)
FMRC0009	89	90	1	0.03
FMRC0009	90	91	1	0.02
FMRC0009	91	92	1	0.09
FMRC0009	92	93	1	0.64
FMRC0009	93	94	1	0.24
FMRC0009	94	95	1	0.12
FMRC0009	95	96	1	0.15
FMRC0009	96	97	1	3.49
FMRC0009	97	98	1	0.16
FMRC0009	98	99	1	0.04
FMRC0009	99	100	1	0.31
FMRC0009	100	101	1	0.23
FMRC0009	101	102	1	0.99
FMRC0009	102	103	1	2.75
FMRC0009	103	104	1	0.41
FMRC0009	104	105	1	0.11
FMRC0009	105	106	1	2.66
FMRC0009	106	107	1	0.44
FMRC0009	107	108	1	0.29
FMRC0009	108	109	1	0.81
FMRC0009	109	110	1	0.07
FMRC0009	110	111	1	0.04
FMRC0009	111	112	1	0.08
FMRC0009	112	113	1	0.1
FMRC0009	113	114	1	0.47
FMRC0009	114	115	1	0.06
FMRC0009	115	116	1	0.07
FMRC0009	116	117	1	0.04
FMRC0009	117	118	1	0.08
FMRC0009	118	119	1	0.17
FMRC0009	119	120	1	0.09
FMRC0010	0	1	1	0.27
FMRC0010	1	2	1	0.28
FMRC0010	2	3	1	0.23
FMRC0010	3	4	1	0.34
FMRC0010	4	5	1	1.21
FMRC0010	5	6	1	0.7
FMRC0010	6	7	1	0.93
FMRC0010	7	8	1	0.23
FMRC0010	8	9	1	0.19
FMRC0010	9	10	1	0.13
FMRC0010	10	11	1	0.08
FMRC0010	11	12	1	0.08

Hole ID	From	To	Interval	Au (g/t)
FMRC0010	12	13	1	0.08
FMRC0010	13	14	1	0.11
FMRC0010	14	15	1	0
FMRC0010	15	16	1	0.02
FMRC0010	16	17	1	0
FMRC0010	17	18	1	0.04
FMRC0010	18	19	1	0.04
FMRC0010	19	20	1	0.01
FMRC0010	20	21	1	0.03
FMRC0010	21	22	1	0.02
FMRC0010	22	23	1	0.17
FMRC0010	23	24	1	0.01
FMRC0010	24	25	1	0
FMRC0010	25	26	1	0.03
FMRC0010	26	27	1	0
FMRC0010	27	28	1	0.02
FMRC0010	28	29	1	0
FMRC0010	29	30	1	0.01
FMRC0010	30	31	1	0.01
FMRC0010	31	32	1	0
FMRC0010	32	33	1	0.01
FMRC0010	33	34	1	0.04
FMRC0010	34	35	1	0.13
FMRC0010	35	36	1	0.09
FMRC0010	36	37	1	0.01
FMRC0010	37	38	1	0.05
FMRC0010	38	39	1	0.01
FMRC0010	39	40	1	0.08
FMRC0010	40	41	1	0.03
FMRC0010	41	42	1	0.01
FMRC0010	42	43	1	0.13
FMRC0010	43	44	1	0.23
FMRC0010	44	45	1	0.91
FMRC0010	45	46	1	1.52
FMRC0010	46	47	1	0.08
FMRC0010	47	48	1	0.34
FMRC0010	48	49	1	0.17
FMRC0010	49	50	1	0.24
FMRC0010	50	51	1	0.08
FMRC0010	51	52	1	0.15
FMRC0010	52	53	1	0.16
FMRC0010	53	54	1	0.4
FMRC0010	54	55	1	0.27

Hole ID	From	To	Interval	Au (g/t)
FMRC0010	55	56	1	0.22
FMRC0010	56	57	1	0.04
FMRC0010	57	58	1	0.02
FMRC0010	58	59	1	0.14
FMRC0010	59	60	1	0.07
FMRC0010	60	61	1	0.01
FMRC0010	61	62	1	0.01
FMRC0010	62	63	1	0
FMRC0010	63	64	1	0
FMRC0010	64	65	1	0.05
FMRC0010	65	66	1	0.15
FMRC0010	66	67	1	0.01
FMRC0010	67	68	1	0.03
FMRC0010	68	69	1	0.03
FMRC0010	69	70	1	0
FMRC0010	70	71	1	0.03
FMRC0010	71	72	1	0
FMRC0010	72	73	1	0.01
FMRC0010	73	74	1	0.05
FMRC0010	74	75	1	0.03
FMRC0010	75	76	1	0
FMRC0010	76	77	1	0
FMRC0010	77	78	1	0.02
FMRC0010	78	79	1	0.03
FMRC0010	79	80	1	0.03
FMRC0010	80	81	1	0.02
FMRC0010	81	82	1	0.14
FMRC0010	82	83	1	0.04
FMRC0010	83	84	1	0.01
FMRC0010	84	85	1	0.04
FMRC0010	85	86	1	0.02
FMRC0010	86	87	1	0.06
FMRC0010	87	88	1	0.02
FMRC0010	88	89	1	0
FMRC0010	89	90	1	0.03
FMRC0010	90	91	1	0
FMRC0010	91	92	1	0.04
FMRC0010	92	93	1	0.07
FMRC0010	93	94	1	0.13
FMRC0010	94	95	1	0.02
FMRC0010	95	96	1	0.05
FMRC0010	96	97	1	0.03
FMRC0010	97	98	1	0.02

Hole ID	From	To	Interval	Au (g/t)
FMRC0010	98	99	1	0.01
FMRC0010	99	100	1	0.04
FMRC0010	100	101	1	0.27
FMRC0010	101	102	1	0.5
FMRC0010	102	103	1	0.3
FMRC0010	103	104	1	0.37
FMRC0010	104	105	1	0.07
FMRC0010	105	106	1	0.12
FMRC0010	106	107	1	0.02
FMRC0010	107	108	1	0
FMRC0010	108	109	1	0
FMRC0010	109	110	1	0.04
FMRC0010	110	111	1	0.03
FMRC0010	111	112	1	0.78
FMRC0010	112	113	1	0.07
FMRC0010	113	114	1	2.36
FMRC0010	114	115	1	0.47
FMRC0010	115	116	1	1.03
FMRC0010	116	117	1	1.4
FMRC0010	117	118	1	0.7
FMRC0010	118	119	1	1.62
FMRC0010	119	120	1	17.2
FMRC0010	120	121	1	2.54
FMRC0010	121	122	1	12.15
FMRC0010	122	123	1	4.87
FMRC0010	123	124	1	1.68
FMRC0010	124	125	1	0.95
FMRC0010	125	126	1	0.55
FMRC0010	126	127	1	0.46
FMRC0010	127	128	1	0.06
FMRC0010	128	129	1	0.06
FMRC0010	129	130	1	0.02
FMRC0010	130	131	1	AA
FMRC0010	131	132	1	0.11
FMRC0010	132	133	1	0.08
FMRC0010	133	134	1	0.43
FMRC0010	134	135	1	0.15
FMRC0010	135	136	1	0.14
FMRC0010	136	137	1	0.13
FMRC0010	137	138	1	0.07
FMRC0010	138	139	1	0.09
FMRC0010	139	140	1	0.03
MVRC045D	0	2	2	0.25

Hole ID	From	To	Interval	Au (g/t)
MVRC045D	2	4	2	0.16
MVRC045D	4	6	2	0.07
MVRC045D	6	8	2	0.1
MVRC045D	8	10	2	0.01
MVRC045D	10	12	2	0
MVRC045D	12	14	2	0
MVRC045D	14	16	2	0.01
MVRC045D	16	18	2	0
MVRC045D	18	20	2	0.01
MVRC045D	20	22	2	0
MVRC045D	22	24	2	0
MVRC045D	24	26	2	0
MVRC045D	26	28	2	0
MVRC045D	28	30	2	0
MVRC045D	30	32	2	0.02
MVRC045D	32	34	2	0.01
MVRC045D	34	36	2	0
MVRC045D	36	38	2	0
MVRC045D	38	40	2	0
MVRC045D	40	42	2	0
MVRC045D	42	44	2	0.38
MVRC045D	44	46	2	0.06
MVRC045D	46	48	2	0.01
MVRC045D	48	50	2	0
MVRC045D	50	52	2	0.02
MVRC045D	52	54	2	0.01
MVRC045D	54	56	2	0.02
MVRC045D	56	58	2	0.02
MVRC045D	58	60	2	0.05
MVRC045D	60	62	2	0.01
MVRC045D	62	64	2	0.01
MVRC045D	64	66	2	0.01
MVRC045D	66	68	2	0.01
MVRC045D	68	70	2	0.13
MVRC045D	70	72	2	0
MVRC045D	72	74	2	0.01
MVRC045D	74	76	2	0
MVRC045D	76	78	2	0.02
MVRC045D	78	80	2	0
MVRC045D	80	82	2	0
MVRC045D	82	84	2	0
MVRC045D	84	86	2	0
MVRC045D	86	88	2	0

Hole ID	From	To	Interval	Au (g/t)
MVRC045D	88	90	2	0
MVRC045D	90	92	2	0
MVRC045D	92	94	2	0.01
MVRC045D	94	96	2	0.02
MVRC045D	96	98	2	0
MVRC045D	98	100	2	0.02
MVRC045D	100	102	2	0.02
MVRC045D	102	104	2	0
MVRC045D	104	106	2	0.01
MVRC045D	106	108	2	0.01
MVRC045D	108	110	2	0.02
MVRC045D	110	112	2	0.3
MVRC045D	112	114	2	0.02
MVRC045D	114	116	2	0.01
MVRC045D	116	118	2	0.14
MVRC045D	118	120	2	0.76
MVRC045D	120	122	2	0.15
MVRC045D	122	124	2	0.05
MVRC045D	124	126	2	0.01
MVRC045D	126	128	2	0
MVRC045D	128	130	2	0.01
MVRC045D	130	132	2	0
MVRC045D	132	134	2	0.01
MVRC045D	134	136	2	0
MVRC045D	136	138	2	0
MVRC045D	138	140	2	0.01
MVRC045D	140	142	2	0
MVRC045D	142	144	2	0.01
MVRC045D	144	146	2	0.01
MVRC045D	146	148	2	0.02
MVRC045D	148	150	2	0.02
MVRC045D	150	152	2	0.02
MVRC045D	152	154	2	0.03
MVRC045D	154	156	2	0.01
MVRC045D	156	158	2	0.01
MVRC045D	158	160	2	0
MVRC045D	160	162	2	0
MVRC045D	162	164	2	0.01
MVRC045D	164	166	2	0.03
MVRC045D	166	168	2	0
MVRC045D	168	170	2	0
MVRC045D	170	172	2	0
MVRC045D	172	174	2	0.01

Hole ID	From	To	Interval	Au (g/t)
MVRC045D	174	176	2	0
MVRC045D	176	178	2	0
MVRC045D	178	180	2	0.03
MVRC045D	180	182	2	0.02
MVRC045D	182	184	2	0.03
MVRC045D	184	186	2	0.01
MVRC045D	186	188	2	0.03
MVRC045D	188	190	2	0.01
MVRC045D	190	192	2	0
MVRC045D	192	193.4	1.4	0
MVRC045D	193.4	194	0.6	0.01
MVRC045D	194	195	1	0
MVRC045D	195	196	1	0
MVRC045D	196	197	1	0
MVRC045D	197	198	1	0
MVRC045D	198	199	1	0
MVRC045D	199	200	1	0
MVRC045D	200	201	1	0
MVRC045D	201	202	1	0
MVRC045D	202	203	1	0
MVRC045D	203	204	1	0
MVRC045D	204	205	1	0
MVRC045D	205	206	1	0.02
MVRC045D	206	207	1	0
MVRC045D	207	208	1	0
MVRC045D	208	209	1	0.01
MVRC045D	209	210	1	0
MVRC045D	210	211	1	0
MVRC045D	211	212	1	0.01
MVRC045D	212	213	1	0.01
MVRC045D	213	214	1	0.02
MVRC045D	214	215	1	0
MVRC045D	215	216	1	0
MVRC045D	216	217	1	0.04
MVRC045D	217	218	1	0.01
MVRC045D	218	219	1	0
MVRC045D	219	220	1	0
MVRC045D	220	221	1	0
MVRC045D	221	222	1	0
MVRC045D	222	223	1	0.01
MVRC045D	223	224	1	0
MVRC045D	224	225	1	0.02
MVRC045D	225	226	1	0.02

Hole ID	From	To	Interval	Au (g/t)
MVRC045D	226	227	1	0
MVRC045D	227	228	1	0
MVRC045D	228	229	1	0
MVRC045D	229	230	1	0
MVRC045D	230	231	1	0
MVRC045D	231	232	1	0.01
MVRC045D	232	233	1	0
MVRC045D	233	234	1	0
MVRC045D	234	235	1	0
MVRC045D	235	236	1	0.01
MVRC045D	236	237	1	0
MVRC045D	237	238	1	0
MVRC045D	238	239	1	0.01
MVRC045D	239	240	1	0.04
MVRC045D	240	241	1	0.15
MVRC045D	241	242	1	0.15
MVRC045D	242	243	1	1.14
MVRC045D	243	244	1	0.62
MVRC045D	244	245	1	0.83
MVRC045D	245	246	1	0.49
MVRC045D	246	247	1	0.08
MVRC045D	247	248	1	0.55
MVRC045D	248	249	1	2.07
MVRC045D	249	250	1	0.29
MVRC045D	250	251	1	0.11
MVRC045D	251	252	1	0.51
MVRC045D	252	253	1	0.69
MVRC045D	253	254	1	1.12
MVRC045D	254	255	1	1.03
MVRC045D	255	256	1	0.11
MVRC045D	256	257	1	0.19
MVRC045D	257	258	1	0.01
MVRC045D	258	259	1	0.08
MVRC045D	259	260	1	0.04
MVRC045D	260	261	1	0
MVRC045D	261	262	1	0
MVRC045D	262	263	1	0
MVRC045D	263	264	1	0.22
MVRC045D	264	265	1	0
MVRC045D	265	266	1	0
MVRC045D	266	267	1	0
MVRC045D	267	268	1	0.04
MVRC045D	268	269	1	0.16

Hole ID	From	To	Interval	Au (g/t)
MVRC045D	269	270	1	0.08
MVRC045D	270	271	1	0.11
MVRC045D	271	272	1	0.18
MVRC045D	272	273	1	0.06
MVRC045D	273	274	1	0.02
MVRC045D	274	275	1	0.02
MVRC045D	275	276	1	0.02
MVRC045D	276	277	1	0
MVRC045D	277	278	1	0
MVRC045D	278	279	1	0.02
MVRC045D	279	280	1	0
MVRC045D	280	281	1	0
MVRC045D	281	282.2	1.2	0
NGDD17	0	3	3	0.23
NGDD17	3	6	3	0.2
NGDD17	6	9	3	0.04
NGDD17	9	12	3	0.02
NGDD17	12	26	14	-2
NGDD17	26	29	3	0
NGDD17	29	32	3	0
NGDD17	32	35	3	0
NGDD17	35	38	3	0
NGDD17	38	41	3	0
NGDD17	41	75	34	-2
NGDD17	75	78	3	0
NGDD17	78	81	3	0
NGDD17	81	90	9	-2
NGDD17	90	93	3	0
NGDD17	93	96	3	0.01
NGDD17	96	99	3	0
NGDD17	99	102	3	0
NGDD17	102	105	3	0
NGDD17	105	108	3	0
NGDD17	108	111	3	0
NGDD17	111	115	4	0
NGDD17	115	116	1	0.03
NGDD17	116	117	1	0.01
NGDD17	117	118	1	0
NGDD17	118	119	1	0.01
NGDD17	119	120	1	0.01
NGDD17	120	121	1	0.01
NGDD17	121	122	1	0
NGDD17	122	123	1	0.01

Hole ID	From	To	Interval	Au (g/t)
NGDD17	123	124	1	0.04
NGDD17	124	125	1	0.01
NGDD17	125	126	1	0.01
NGDD17	126	127	1	0
NGDD17	127	128	1	0.03
NGDD17	128	129	1	0.02
NGDD17	129	130	1	0
NGDD17	130	131	1	0.01
NGDD17	131	132	1	0.07
NGDD17	132	133	1	0.03
NGDD17	133	134	1	0.03
NGDD17	134	135	1	0.01
NGDD17	135	136	1	0.02
NGDD17	136	137	1	0.01
NGDD17	137	138	1	0.01
NGDD17	138	139	1	0.02
NGDD17	139	140	1	0.03
NGDD17	140	141	1	0
NGDD17	141	142	1	0
NGDD17	142	143	1	0
NGDD17	143	144	1	0
NGDD17	144	145	1	0.03
NGDD17	145	146	1	0
NGDD17	146	147	1	0.01
NGDD17	147	147.86	0.86	0
NGDD17	147.86	148.86	1	0.02
NGDD17	148.86	150.86	2	0.02
NGDD17	150.86	152.86	2	0.04
NGDD17	152.86	153.86	1	0.46
NGDD17	153.86	154.86	1	0.1
NGDD17	154.86	156	1.14	0.01
NGDD17	156	157	1	0.04
NGDD17	157	158	1	0.01
NGDD17	158	159	1	0.01
NGDD17	159	160	1	0.43
NGDD17	160	161	1	0
NGDD17	161	161.85	0.85	0.02
NGDD17	161.85	162.15	0.3	0.86
NGDD17	162.15	163	0.85	0
NGDD17	163	164	1	0
NGDD17	164	165	1	0
NGDD17	165	166	1	0
NGDD17	166	167	1	0

Hole ID	From	To	Interval	Au (g/t)
NGDD17	167	168	1	0
NGDD17	168	169	1	0
NGDD17	169	170	1	0
NGDD17	170	171	1	0.02
NGDD17	171	171.93	0.93	0
NGDD17	171.93	172.93	1	0.19
NGDD17	172.93	173.93	1	0.01
NGDD17	173.93	174.93	1	0.01
NGDD17	174.93	175.93	1	0.02
NGDD17	175.93	177.22	1.29	0
NGDD17	177.22	178.57	1.35	0.05
NGDD17	178.57	179.57	1	0.07
NGDD17	179.57	180.54	0.97	0.01
NGDD17	180.54	182.2	1.66	0
NGDD17	182.2	183.2	1	0.06
NGDD17	183.2	184.2	1	0.86
NGDD17	184.2	185.2	1	0.25
NGDD17	185.2	186.2	1	0.25
NGDD17	186.2	187	0.8	0.03
NGDD17	187	188	1	0.04
NGDD17	188	188.73	0.73	0.17
NGDD17	188.73	190	1.27	3.47
NGDD17	190	190.43	0.43	0.93
NGDD17	190.43	191.43	1	0.75
NGDD17	191.43	192.43	1	0.67
NGDD17	192.43	193.43	1	0.2
NGDD17	193.43	194.43	1	0.25
NGDD17	194.43	195.43	1	2.2
NGDD17	195.43	195.85	0.42	0.06
NGDD17	195.85	196.85	1	0.14
NGDD17	196.85	197.85	1	0.58
NGDD17	197.85	198.85	1	0.92
NGDD17	198.85	200	1.15	0.2
NGDD17	200	201	1	0.27
NGDD17	201	202	1	0.03
NGDD17	202	203	1	0.18
NGDD17	203	204	1	0.01
NGDD17	204	205	1	0.01
NGDD17	205	206	1	0.44
NGDD17	206	207	1	0.13
NGDD17	207	208	1	0.1
NGDD17	208	209	1	0
NGDD17	209	210	1	0

Hole ID	From	To	Interval	Au (g/t)
NGDD17	210	211	1	0.11
NGDD17	211	212	1	0.01
NGDD17	212	213	1	0.15
NGDD17	213	215.5	2.5	0.05
NGDD17	215.5	216	0.5	0.02
NGDD17	216	217	1	0.02
NGDD17	217	218	1	0.01
NGDD17	218	219	1	0
NGDD17	219	220	1	0.03
NGDD17	220	221	1	0.03
NGDD17	221	222	1	0.1
NGDD17	222	223	1	0.34
NGDD17	223	224	1	0.05
NGDD17	224	225	1	0.05
NGDD17	225	226	1	0.01
NGDD17	226	227	1	0
NGDD17	227	228	1	0.02
NGDD17	228	229	1	0.22
NGDD17	229	229.5	0.5	0.01
NGDD17	229.5	230.5	1	0.04
NGDD17	230.5	231.5	1	0
NGDD17	231.5	232.5	1	0.02
NGDD17	232.5	233.5	1	0.04
NGDD17	233.5	234	0.5	0.13
NGDD17	234	235	1	0.12
NGDD17	235	236	1	0.22
NGDD17	236	237	1	0.01
NGDD17	237	238	1	0.2
NGDD17	238	239	1	0.16
NGDD17	239	240	1	0
MVRC046D	0	2	2	0.26
MVRC046D	2	4	2	0.14
MVRC046D	4	6	2	0.4
MVRC046D	6	8	2	0.05
MVRC046D	8	10	2	0.02
MVRC046D	10	12	2	0.01
MVRC046D	12	14	2	0.03
MVRC046D	14	16	2	0.01
MVRC046D	16	18	2	0.02
MVRC046D	18	20	2	0.02
MVRC046D	20	22	2	0.04
MVRC046D	22	24	2	0.02
MVRC046D	24	26	2	0.15

Hole ID	From	To	Interval	Au (g/t)
MVRC046D	26	28	2	0.04
MVRC046D	28	30	2	0
MVRC046D	30	32	2	0.01
MVRC046D	32	34	2	0.01
MVRC046D	34	36	2	0
MVRC046D	36	38	2	0
MVRC046D	38	40	2	0.05
MVRC046D	40	42	2	0.07
MVRC046D	42	44	2	0.09
MVRC046D	44	46	2	0.07
MVRC046D	46	48	2	0.13
MVRC046D	48	50	2	0.05
MVRC046D	50	52	2	0.03
MVRC046D	52	54	2	0
MVRC046D	54	56	2	0.07
MVRC046D	56	58	2	0.13
MVRC046D	58	60	2	0.1
MVRC046D	60	62	2	0.08
MVRC046D	62	64	2	0.06
MVRC046D	64	66	2	0.01
MVRC046D	66	68	2	0.02
MVRC046D	68	70	2	0.11
MVRC046D	70	72	2	0.45
MVRC046D	72	74	2	1.47
MVRC046D	74	76	2	0.11
MVRC046D	76	78	2	0.04
MVRC046D	78	80	2	0.02
MVRC046D	80	82	2	0.04
MVRC046D	82	84	2	0.03
MVRC046D	84	86	2	0.02
MVRC046D	86	88	2	0.01
MVRC046D	88	90	2	0
MVRC046D	90	92	2	0.02
MVRC046D	92	94	2	0.03
MVRC046D	94	96	2	0.02
MVRC046D	96	98	2	0.02
MVRC046D	98	100.5	2.5	0.01
MVRC046D	100.5	101	0.5	0.04
MVRC046D	101	102	1	0.01
MVRC046D	102	103	1	0.01
MVRC046D	103	104	1	0.02
MVRC046D	104	105	1	0.01
MVRC046D	105	106	1	0

Hole ID	From	To	Interval	Au (g/t)
MVRC046D	106	107	1	0.01
MVRC046D	107	108	1	0.02
MVRC046D	108	109	1	0
MVRC046D	109	110	1	0
MVRC046D	110	111	1	0.01
MVRC046D	111	112	1	0
MVRC046D	112	113	1	0
MVRC046D	113	114	1	0.01
MVRC046D	114	115	1	0.03
MVRC046D	115	116	1	0.11
MVRC046D	116	117	1	0.01
MVRC046D	117	118	1	0.01
MVRC046D	118	119	1	0
MVRC046D	119	120	1	0.01
MVRC046D	120	121	1	0.01
MVRC046D	121	122	1	0
MVRC046D	122	123	1	0.05
MVRC046D	123	124	1	0.01
MVRC046D	124	125	1	0
MVRC046D	125	126	1	0.01
MVRC046D	126	127	1	0.02
MVRC046D	127	128	1	0.01
MVRC046D	128	129	1	0.01
MVRC046D	129	130	1	0.01
MVRC046D	130	131	1	0.01
MVRC046D	131	132	1	0
MVRC046D	132	133	1	0.01
MVRC046D	133	134	1	0
MVRC046D	134	135	1	0
MVRC046D	135	136	1	0.01
MVRC046D	136	137	1	0.04
MVRC046D	137	138	1	3.8
MVRC046D	138	139	1	1.59
MVRC046D	139	140	1	5.05
MVRC046D	140	141	1	2.2
MVRC046D	141	142	1	0.03
MVRC046D	142	143	1	0.05
MVRC046D	143	144	1	0.12
MVRC046D	144	145	1	0
MVRC046D	145	146	1	0
MVRC046D	146	147	1	0
MVRC046D	147	148	1	0
MVRC046D	148	149	1	0

Hole ID	From	To	Interval	Au (g/t)
MVRC046D	149	150	1	0.01
MVRC046D	150	151	1	0.12
MVRC046D	151	152	1	3.55
MVRC046D	152	153	1	0.15
MVRC046D	153	154	1	0.39
MVRC046D	154	155	1	1.69
MVRC046D	155	156	1	0.08
MVRC046D	156	157	1	0.09
MVRC046D	157	158	1	0.04
MVRC046D	158	159	1	0.05
MVRC046D	159	160	1	0.12
MVRC046D	160	161	1	0.03
MVRC046D	161	162	1	0.18
MVRC046D	162	163	1	0.19
MVRC046D	163	164	1	0.01
MVRC046D	164	165	1	0.01
MVRC046D	165	166	1	0.07
MVRC046D	166	167	1	0.06
MVRC046D	167	168	1	1.44
MVRC046D	168	169	1	0.07
MVRC046D	169	170	1	0
MVRC046D	170	171	1	0
MVRC046D	171	172	1	0
MVRC046D	172	173	1	0.02
MVRC046D	173	174	1	0.02
MVRC046D	174	175	1	0.01
MVRC046D	175	176	1	0
MVRC046D	176	177	1	0.03
MVRC046D	177	178	1	0.39
MVRC046D	178	179	1	0.41
MVRC046D	179	180	1	0.11
MVRC046D	180	181	1	0.45
MVRC046D	181	182	1	0.02
MVRC046D	182	183	1	0.05
MVRC046D	183	184	1	0
MVRC046D	184	185	1	0.07
MVRC046D	185	186	1	0.22
MVRC046D	186	187	1	0
MVRC046D	187	188	1	0
MVRC046D	188	189	1	0
MVRC046D	189	190	1	0
MVRC046D	190	191	1	0
MVRC046D	191	192	1	0

Hole ID	From	To	Interval	Au (g/t)
MVRC046D	192	193	1	0
MVRC046D	193	194	1	0.02
MVRC046D	194	195	1	0.04
MVRC046D	195	196	1	0.34
MVRC046D	196	197	1	0.01
MVRC046D	197	198.1	1.1	0.01
MVRC047D	0	2	2	0.06
MVRC047D	2	4	2	0.39
MVRC047D	4	6	2	0.51
MVRC047D	6	8	2	0.31
MVRC047D	8	10	2	0.09
MVRC047D	10	12	2	0.02
MVRC047D	12	14	2	0.01
MVRC047D	14	16	2	0.04
MVRC047D	16	18	2	0.01
MVRC047D	18	20	2	0
MVRC047D	20	22	2	0
MVRC047D	22	24	2	0
MVRC047D	24	26	2	0
MVRC047D	26	28	2	0
MVRC047D	28	30	2	0
MVRC047D	30	32	2	0
MVRC047D	32	34	2	0
MVRC047D	34	36	2	0
MVRC047D	36	38	2	0
MVRC047D	38	40	2	0
MVRC047D	40	42	2	0.01
MVRC047D	42	44	2	0.01
MVRC047D	44	46	2	0
MVRC047D	46	48	2	0
MVRC047D	48	50	2	0
MVRC047D	50	52	2	0
MVRC047D	52	54	2	0
MVRC047D	54	56	2	0
MVRC047D	56	58	2	0
MVRC047D	58	60	2	0.01
MVRC047D	60	62	2	0
MVRC047D	62	64	2	0
MVRC047D	64	66	2	0
MVRC047D	66	68	2	0
MVRC047D	68	70	2	0
MVRC047D	70	71.9	1.9	0.24
MVRC047D	71.9	73	1.1	0

Hole ID	From	To	Interval	Au (g/t)
MVRC047D	73	74	1	0.01
MVRC047D	74	75	1	0
MVRC047D	75	76	1	0
MVRC047D	76	77	1	0
MVRC047D	77	78	1	0
MVRC047D	78	79	1	0
MVRC047D	79	80	1	0
MVRC047D	80	81	1	0
MVRC047D	81	82	1	0.01
MVRC047D	82	83	1	0.01
MVRC047D	83	84	1	0.01
MVRC047D	84	85	1	0.02
MVRC047D	85	86	1	0
MVRC047D	86	87	1	0.01
MVRC047D	87	88.3	1.3	0.01
MVRC047D	88.3	89.5	1.2	0
MVRC047D	89.5	93.3	3.8	0
MVRC047D	93.3	98.2	4.9	0.02
MVRC047D	98.2	99	0.8	0.12
MVRC047D	99	100.5	1.5	0.92
MVRC047D	100.5	101.4	0.9	0.19
MVRC047D	101.4	103	1.6	0.15
MVRC047D	103	104.7	1.7	0.1
MVRC047D	104.7	106	1.3	1.5
MVRC047D	106	107	1	0.08
MVRC047D	107	108	1	0.12
MVRC047D	108	109	1	0.41
MVRC047D	109	110.3	1.3	0.1
MVRC047D	110.3	111	0.7	0.15
MVRC047D	111	112	1	0.56
MVRC047D	112	113	1	0.21
MVRC047D	113	114	1	0.94
MVRC047D	114	115	1	0.41
MVRC047D	115	116	1	0.53
MVRC047D	116	117	1	2.85
MVRC047D	117	118	1	2.35
MVRC047D	118	119	1	0.93
MVRC047D	119	120	1	0.8
MVRC047D	120	121	1	0.29
MVRC047D	121	122	1	3
MVRC047D	122	123	1	0.94
MVRC047D	123	124	1	0.73
MVRC047D	124	125	1	1.06

Hole ID	From	To	Interval	Au (g/t)
MVRC047D	125	126	1	0.04
MVRC047D	126	127	1	0.02
MVRC047D	127	128	1	0.04
MVRC047D	128	129	1	0.03
MVRC047D	129	130	1	0.04
MVRC047D	130	131	1	0
MVRC047D	131	132	1	0.01
MVRC047D	132	133	1	0.21
MVRC047D	133	134	1	0
MVRC047D	134	135	1	0
MVRC047D	135	136	1	0.04
MVRC047D	136	137	1	0.06
MVRC047D	137	138	1	0
MVRC047D	138	139	1	0.07
MVRC047D	139	140	1	6.17
MVRC047D	140	141	1	0.06
MVRC047D	141	142	1	0.07
MVRC047D	142	143	1	0.12
MVRC047D	143	144	1	0.01
MVRC047D	144	145	1	0.02
MVRC047D	145	146	1	0.02
MVRC047D	146	147	1	0.06
MVRC047D	147	148	1	0.23
MVRC047D	148	149	1	0.2
MVRC047D	149	150	1	0.01
MVRC047D	150	151	1	0.15
MVRC047D	151	152	1	0
MVRC047D	152	153	1	0
MVRC047D	153	154	1	0
MVRC047D	154	155	1	0
MVRC047D	155	156	1	0
MVRC047D	156	157	1	0
MVRC047D	157	158	1	0
MVRC047D	158	159	1	0.01
MVRC047D	159	160	1	0
MVRC047D	160	161	1	0
MVRC047D	161	162	1	0
MVRC047D	162	163	1	0
MVRC047D	163	164	1	0.36
MVRC047D	164	165	1	0
MVRC047D	165	166	1	0
MVRC047D	166	167	1	0
MVRC047D	167	168	1	0.03

Hole ID	From	To	Interval	Au (g/t)
MVRC047D	168	169	1	0.01
MVRC047D	169	170	1	0.01
MVRC047D	170	171	1	0.2
MVRC047D	171	172	1	0.03
MVRC047D	172	173	1	0
MVRC047D	173	174	1	0.01
MVRC047D	174	175	1	0
MVRC047D	175	176	1	0
MVRC047D	176	177	1	0
MVRC047D	177	178	1	0
MVRC047D	178	179	1	0.07
MVRC047D	179	180	1	0.01
MVRC047D	180	181	1	0
MVRC047D	181	182	1	0
MVRC047D	182	183	1	0.01
MVRC047D	183	184	1	0
MVRC047D	184	185	1	0
MVRC047D	185	186	1	0.01
MVRC047D	186	187	1	0.1
MVRC047D	187	188	1	2.4
MVRC047D	188	189	1	0.17
MVRC047D	189	190	1	0.66
MVRC047D	190	191	1	0.17
MVRC047D	191	192	1	0.03
MVRC047D	192	193	1	0.02
MVRC047D	193	194	1	0.03
MVRC047D	194	195	1	0.01
MVRC047D	195	196	1	0
MVRC047D	196	197	1	0
MVRC047D	197	198	1	1.04
MVRC047D	198	199	1	0.61
MVRC047D	199	200	1	2.93
MVRC047D	200	201	1	0.21
MVRC047D	201	202	1	0.17
MVRC047D	202	203	1	0.3
MVRC047D	203	204	1	0.07
MVRC047D	204	205	1	0.05
MVRC047D	205	206	1	0.09
MVRC047D	206	207	1	0.01
NGDD06A	0	4	4	0.29
NGDD06A	4	7	3	0.76
NGDD06A	7	10	3	0.1
NGDD06A	10	34	24	-2

Hole ID	From	To	Interval	Au (g/t)
NGDD06A	34	36	2	0.06
NGDD06A	36	44	8	-2
NGDD06A	44	47	3	0.04
NGDD06A	47	49	2	-2
NGDD06A	49	52	3	0.04
NGDD06A	52	73	21	-2
NGDD06A	73	74	1	0.03
NGDD06A	74	75	1	-2
NGDD06A	75	77	2	0.05
NGDD06A	77	82	5	-2
NGDD06A	82	85	3	0
NGDD06A	85	88	3	0.02
NGDD06A	88	90	2	0.1
NGDD06A	90	93	3	0.41
NGDD06A	93	96	3	0.67
NGDD06A	96	99	3	0.07
NGDD06A	99	102	3	0.14
NGDD06A	102	103	1	0.17
NGDD06A	103	104	1	2.21
NGDD06A	104	105	1	0.01
NGDD06A	105	106	1	0.05
NGDD06A	106	107	1	0.11
NGDD06A	107	108	1	1.18
NGDD06A	108	108.95	0.95	0.01
NGDD06A	108.95	109.55	0.6	0.04
NGDD06A	109.55	110.05	0.5	0.06
NGDD06A	110.05	111.08	1.03	0.13
NGDD06A	111.08	112	0.92	0.11
NGDD06A	112	113	1	0.04
NGDD06A	113	114	1	0.07
NGDD06A	114	115	1	0.06
NGDD06A	115	115.42	0.42	0.04
NGDD06A	115.42	115.72	0.3	1.3
NGDD06A	115.72	116.75	1.03	1.47
NGDD06A	116.75	117.62	0.87	3.26
NGDD06A	117.62	118.8	1.18	1.09
NGDD06A	118.8	119.3	0.5	0.93
NGDD06A	119.3	120	0.7	1.34
NGDD06A	120	121	1	5.42
NGDD06A	121	122	1	4.4
NGDD06A	122	123	1	3.33
NGDD06A	123	124	1	7.53
NGDD06A	124	124.64	0.64	8.16

Hole ID	From	To	Interval	Au (g/t)
NGDD06A	124.64	125.7	1.06	0.32
NGDD06A	125.7	126.08	0.38	2
NGDD06A	126.08	127	0.92	1.08
NGDD06A	127	128	1	0.06
NGDD06A	128	129.2	1.2	0.42
NGDD06A	129.2	130.2	1	0.07
NGDD06A	130.2	130.97	0.77	0.48
NGDD06A	130.97	131.38	0.41	0.59
NGDD06A	131.38	132.33	0.95	0.24
NGDD06A	132.33	132.66	0.33	0.11
NGDD06A	132.66	134.1	1.44	0.06
NGDD06A	134.1	134.8	0.7	0.02
NGDD06A	134.8	135.8	1	0
NGDD06A	135.8	136.47	0.67	0.01
NGDD06A	136.47	137.7	1.23	0.02
NGDD06A	137.7	138	0.3	0.02
NGDD06A	138	139	1	0.06
NGDD06A	139	140	1	0.05
NGDD06A	140	140.8	0.8	0
PRC015	0	4	4	0.77
PRC015	4	8	4	0.38
PRC015	8	12	4	0.04
PRC015	12	16	4	0.03
PRC015	16	20	4	0.06
PRC015	20	24	4	0.02
PRC015	24	28	4	0.01
PRC015	28	32	4	0.01
PRC015	32	36	4	0
PRC015	36	40	4	0
PRC015	40	41	1	0.01
PRC015	41	42	1	0.06
PRC015	42	43	1	0.02
PRC015	43	44	1	0.03
PRC015	44	45	1	0.01
PRC015	45	46	1	0.02
PRC015	46	47	1	0.21
PRC015	47	48	1	0.03
PRC015	48	49	1	0.04
PRC015	49	50	1	0.02
PRC015	50	51	1	0.01
PRC015	51	52	1	0.02
PRC015	52	53	1	0.03
PRC015	53	54	1	0.06

Hole ID	From	To	Interval	Au (g/t)
PRC015	54	55	1	0.09
PRC015	55	56	1	0.08
PRC015	56	57	1	0.02
PRC015	57	58	1	0.04
PRC015	58	59	1	0.03
PRC015	59	60	1	0.02
PRC015	60	61	1	0.02
PRC015	61	62	1	0.03
PRC015	62	63	1	0.02
PRC015	63	64	1	0.03
PRC015	64	65	1	0.01
PRC015	65	66	1	0.06
PRC015	66	67	1	0.06
PRC015	67	68	1	0.05
PRC015	68	69	1	0.02
PRC015	69	70	1	0.03
PRC015	70	71	1	1.41
PRC015	71	72	1	0.07
PRC015	72	73	1	2.45
PRC015	73	74	1	13.1
PRC015	74	75	1	0.34
PRC015	75	76	1	0.43
PRC015	76	77	1	1.9
PRC015	77	78	1	0.26
PRC015	78	79	1	0.15
PRC015	79	80	1	0.17
PRC015	80	81	1	0.06
PRC015	81	82	1	0.11
PRC015	82	83	1	0.04
PRC015	83	84	1	0.06
PRC015	84	85	1	0.18
PRC015	85	86	1	0.18
PRC015	86	87	1	0.19
PRC015	87	88	1	0.18
PRC015	88	89	1	0.12
PRC015	89	90	1	0.23
PRC015	90	91	1	0.03
PRC015	91	92	1	0.03
PRC015	92	93	1	0.1
PRC015	93	94	1	0.14
PRC015	94	95	1	0.18
PRC015	95	96	1	0.04
PRC015	96	97	1	0.01

Hole ID	From	To	Interval	Au (g/t)
PRC015	97	98	1	0.02
PRC015	98	99	1	0.03
PRC015	99	100	1	0.1
PRC015	100	101	1	0.08
PRC015	101	102	1	0.01
PRC015	102	103	1	0.01
PRC015	103	104	1	0.01
PRC015	104	105	1	0.09
PRC015	105	106	1	0.18
PRC015	106	107	1	0.03
PRC015	107	108	1	0.02
PRC015	108	109	1	0.01
PRC015	109	110	1	0.01
PRC015	110	111	1	0.03
PRC015	111	112	1	0.01
PRC015	112	113	1	0.01
PRC015	113	114	1	0
PRC015	114	115	1	0.01
PRC015	115	116	1	0.02
PRC015	116	117	1	0.04
PRC015	117	118	1	1.07
PRC015	118	119	1	0.01
PRC015	119	120	1	0.01
PRC015	120	121	1	0
PRC015	121	122	1	0.05
PRC015	122	123	1	2.74
PRC015	123	124	1	0.18
PRC015	124	125	1	0.07
PRC015	125	126	1	0.13
PRC015	126	127	1	0
PRC015	127	128	1	0.01
PRC015	128	129	1	0.01
PRC015	129	130	1	0
NGRC05	0	3	3	0.25
NGRC05	3	6	3	0.48
NGRC05	6	9	3	0.02
NGRC05	9	14	5	0
NGRC05	14	17	3	0.03
NGRC05	17	20	3	0
NGRC05	20	24	4	0
NGRC05	24	28	4	0
NGRC05	28	32	4	0
NGRC05	32	36	4	0

Hole ID	From	To	Interval	Au (g/t)
NGRC05	36	39	3	0
NGRC05	39	42	3	0
NGRC05	42	45	3	0.02
NGRC05	45	48	3	0.04
NGRC05	48	51	3	0.15
NGRC05	51	52	1	0.41
NGRC05	52	53	1	0.16
NGRC05	53	54	1	0.66
NGRC05	54	55	1	0.4
NGRC05	55	56	1	0.38
NGRC05	56	57	1	0.54
NGRC05	57	58	1	0.6
NGRC05	58	59	1	1.02
NGRC05	59	60	1	0.53
NGRC05	60	61	1	0.32
NGRC05	61	62	1	0.41
NGRC05	62	63	1	0.14
NGRC05	63	64	1	0.12
NGRC05	64	65	1	0.31

Hole ID	From	To	Interval	Au (g/t)
NGRC05	65	66	1	1.04
NGRC05	66	67	1	2.24
NGRC05	67	68	1	4.25
NGRC05	68	69	1	4.05
NGRC05	69	70	1	6.5
NGRC05	70	71	1	3.35
NGRC05	71	72	1	3.28
NGRC05	72	73	1	1.5
NGRC05	73	74	1	0.45
NGRC05	74	75	1	0.35
NGRC05	75	77	2	0.13
NGRC05	77	79	2	0.07
NGRC05	79	82	3	0.01
NGRC05	82	85	3	0.07
NGRC05	85	88	3	0.02
NGRC05	88	91	3	0.02
NGRC05	91	94	3	0

Annexure C

JORC TABLE 1
Section 1 Sampling Techniques and Data

Criteria	JORC Code Explanation	Commentary
Sampling techniques	<i>Nature and quality of sampling (e.g. cut channels, random chips, or specific specialised industry standard measurement tools appropriate to the minerals under investigation, such as down-hole gamma sondes, or handheld XRF instruments, etc). These examples should not be taken as limiting the broad meaning of sampling.</i>	<p><u>Current RC drill program</u></p> <p>All Reverse Circulation ('RC') samples consist of 1m primary sample calico bags taken directly off the cyclone splitter. Due to the nature of the Melville mineralisation being comprised of shallow oxide, transition, and fresh primary mineralisation it was decided that this sampling methodology was an efficient and low risk approach.</p> <p>Historical sampling criteria is unclear for pre 2008 drilling.</p> <p>FFR sampling is undertaken using standard industry practices including the use of duplicates, standards and blanks at regular intervals. All RC samples are split to 1-3kg in weight through the cyclone splitter on the drill rig for 1m drill intervals. A Thermo Scientific Niton GoldD XL3+ 950 Analyser is available on site to aid geological interpretation. No pXRF results are reported.</p>
	<i>Include reference to measures taken to ensure sample representivity and the appropriate calibration of any measurement tools or systems used.</i>	All co-ordinates are in UTM grid (GDA Zone 50). All drill hole collars are to be surveyed professionally on a campaign basis to an accuracy of 0.5 m. Initially all holes are picked up by the geologist with an accuracy of $\pm 2m$.
	<i>Aspects of the determination of mineralisation that are Material to the Public Report. In cases where 'industry standard' work has been done this would be relatively simple (e.g. 'reverse circulation drilling was used to obtain 1 m samples from which 3 kg was pulverised to produce a 30 g charge for fire assay'). In other cases more explanation may be required, such as where there is coarse gold that has inherent sampling problems. Unusual commodities or mineralisation types (e.g. submarine</i>	<p><u>Current RC drill program</u></p> <p>No compositing was conducted. The ~2-3kg primary samples were pulverised to produce a 500g charge for ore grade Au by accelerated cyanide leach using Assay Tabs/LeachWELL™ 60x reagent and AAS for a total of 4-hour leach (Au-AA15). All results equal to or greater than 0.5g/t are determined by AAS from a 50g fire assay performed on a cyanide leach residue (Au-AA26R) These protocols were used to deliver a preliminary understanding of total gold content and CIL plant recovery. Screen fire assay (Au-SCR22AA) and</p>

	<i>nodules) may warrant disclosure of detailed information.</i>	<p>gravimetric (Au-GRA22) protocols are undertaken on select high grade gold samples.</p> <p>All 1m samples are split to 1-3kg in weight through a cyclone splitter which is air blasted clean at the end of each rod. Individual samples weigh less than 3kg to ensure total preparation at the laboratory pulverisation stage. The sample size is deemed appropriate for the grain size of the material being sampled. Samples are sent to ALS Laboratories in Wangara where they are prepared and analysed using Au-AA15 (Lower limit of 0.01g/t Au and upper limit of 300g/t Au). Where high grade gold is noted, a blank quartz wash is inserted between and after bottle rolls to prevent contamination.</p>
<i>Drilling techniques</i>	<i>Drill type (e.g. core, reverse circulation, open-hole hammer, rotary air blast, auger, Bangka, sonic, etc) and details (e.g. core diameter, triple or standard tube, depth of diamond tails, face-sampling bit or other type, whether core is oriented and if so, by what method, etc).</i>	<p>RC drilling was used in this FFR program. Strike Drilling Pty Ltd utilised a slimline RC Schram SDR04 Track Mounted Rig with a SAT04 Auxiliary and Booster and a 5.5" face sampling hammer.</p> <p>Down hole surveys were undertaken at a maximum of 30m intervals using a north seeking gyroscopic tool not subject to magnetic interference.</p> <p>A total of 10 RC holes has been drilled by FFR at Melville.</p> <p>Historical RAB, AC, RC and DD drilling has been undertaken by several companies over a period of 30 years.</p>
<i>Drill sample recovery</i>	<i>Method of recording and assessing core and chip sample recoveries and results assessed.</i>	<p><u>Current RC drill program</u></p> <p>RC 1m primary samples are collected and assayed. Any high grade or bonanza grades are isolated, and duplicate sampled for reliability. Sample weights, dryness and recoveries are observed and noted in a field Toughbook computer by FFR field staff.</p>
	<i>Measures taken to maximise sample recovery and ensure representative nature of the samples.</i>	<p>FFR contracted drillers use industry appropriate methods to maximise sample recovery and minimise downhole contamination including using compressed air to maintain a dry sample in RC drilling. A cyclone splitter was utilised to split 1-3kg of sample by weight. The splitter was air blasted clean at the end of each rod.</p> <p>Historical sampling recovery is unclear for pre 2008 drilling.</p>

	<i>Whether a relationship exists between sample recovery and grade and whether sample bias may have occurred due to preferential loss/gain of fine/coarse material.</i>	No significant sample loss or bias has been noted in current drilling or has been found in historical exploration reports.
Logging	<i>Whether core and chip samples have been geologically and geotechnically logged to a level of detail to support appropriate Mineral Resource estimation, mining studies and metallurgical studies.</i>	All geological, structural and alteration related observations are stored in the database.
	<i>Whether logging is qualitative or quantitative in nature. Core (or costean, channel, etc) photography.</i>	Lithology, structure, alteration, mineralisation, weathering, colour, and any other important features of RC drill chips have been logged on a 1 m basis or in specific composite intervals.
	<i>The total length and percentage of the relevant intersections logged.</i>	All drill holes were logged in full on completion.
Subsampling techniques and sample preparation	<i>If core, whether cut or sawn and whether quarter, half or all core taken.</i>	Not applicable to this announcement.
	<i>If non-core, whether riffled, tube sampled, rotary split, etc and whether sampled wet or dry.</i>	Every 1 m RC interval was sampled dry as a bulk calico primary bag taken off the cyclone.
	<i>For all sample types, the nature, quality, and appropriateness of the sample preparation technique.</i>	Drill sample preparation and precious metal analysis if undertaken by a registered laboratory (ALS). Sample preparation is by dry pulverisation to 85% passing 75 micron.
	<i>Quality control procedures adopted for all sub-sampling stages to maximise representivity of samples.</i>	FFR field QAQC procedures involve the use of certified standards (1:40), blanks (1:40) and duplicates at appropriate intervals for early stage exploration programs. High, medium and low gold standards are used. Historical QAQC procedures are unclear for pre 2008 drilling.
	<i>Measures taken to ensure that the sampling is representative of the in-situ material collected, including for instance results for field duplicate/second-half sampling.</i>	Sampling is carried out using standard protocols and QAQC procedures as per industry practice. Duplicate samples are taken (~1:40) and more frequently when in prospective zones of mineralisation. They are routinely checked against the originals at the end of each program.
	<i>Whether sample sizes are appropriate to the grain size of the material being sampled.</i>	Sample sizes are considered appropriate for grain size of sample material to give an accurate indication of gold mineralisation.

Quality of assay data and laboratory tests	<i>The nature, quality and appropriateness of the assaying and laboratory procedures used and whether the technique is considered partial or total.</i>	On 1m cyclone split samples, analysis is undertaken by ALS laboratories (a registered laboratory), with Assay Tabs/LeachWELL™ 60x reagent and AAS for a total of 4-hour leach (Au-AA15). A screen fire assay is undertaken on select high-grade gold samples. Internal certified laboratory QAQC is undertaken including check samples, blanks and internal standards. This methodology is considered appropriate for gold mineralisation at the exploration stage.
	<i>For geophysical tools, spectrometers, handheld XRF instruments, etc, the parameters used in determining the analysis including instrument make and model, reading times, calibrations factors applied and their derivation, etc.</i>	No geophysical tools were used to estimate mineral or element percentages. Firefly uses a Thermo Scientific Niton GoldD XL3+ 950 Analyser to aid geological interpretation.
	<i>Nature of quality control procedures adopted (e.g. standards, blanks, duplicates, external laboratory checks) and whether acceptable levels of accuracy (i.e. lack of bias) and precision have been established.</i>	FFR field QAQC procedures involve the use of certified reference standards (1:40), duplicates (~1:30) and blanks (1:40) at appropriate intervals for early stage exploration programs. Historical QA/QC procedures are unclear for pre 2008 drilling.
Verification of sampling and assaying	<i>The verification of significant intersections by either independent or alternative company personnel.</i>	FFR samples are verified by the geologist before importing into the main FFR database (Microsoft Access). High-grade coarse gold related samples were managed and validated by laboratory staff in conjunction with company personnel.
	<i>The use of twinned holes.</i>	No twin holes were drilled during this program.
	<i>Documentation of primary data, data entry procedures, data verification, data storage (physical and electronic) protocols.</i>	Primary data is collected using a standard set of templates. Geological sample logging is undertaken on one metre intervals for all RC drilling with colour, structure, alteration, and lithology recorded for each interval. Data is verified before loading to the database. Geological logging of all samples is undertaken.
	<i>Discuss any adjustment to assay data.</i>	For 3D modelling purposes any intersects reported by the lab as <0.01 g/t Au are normalised to 0.00 g/t Au.
Location of data points	<i>Accuracy and quality of surveys used to locate drill holes (collar and down-hole surveys), trenches, mine workings and other locations used in Mineral Resource estimation.</i>	All maps and location data are in UTM grid (GDA 94 Zone 50) and historical drill hole collars have been surveyed or measured by hand-held GPS with an accuracy of ± 2m. Down hole surveys are

		undertaken using the axis digital clinometer and gyroscope down hole tool at regular 30m intervals.
	<i>Specification of the grid system used.</i>	All historical drill hole and sample co-ordinates have been normalised in the database to UTM grid (GDA94 Zone 50). Transformations were conducted from local grids where necessary for historical data sets.
	<i>Quality and adequacy of topographic control.</i>	All current and historical drill hole collars and RL's are surveyed by qualified surveyors in most instances in the resource areas post drilling. Drill hole collars are planned and set up using standard GPS with an accuracy of $\pm 2\text{m}$.
<i>Data spacing and distribution</i>	<i>Data spacing for reporting of Exploration Results.</i>	Variable drill hole spacings are used to adequately test targets and are determined from geochemical, geophysical and geological data together with historical drilling information. At the centre of the Melville ore body, a general grid of 20m drill spacings on 10-25m spaced lines was completed over multiple drill campaigns. Current drilling is planned at variable spacing to both infill (20m spacing) and extend the current resource (50-75 m spaced fence lines at 100-150 m depths).
	<i>Whether the data spacing and distribution is sufficient to establish the degree of geological and grade continuity appropriate for the Mineral Resource and Ore Reserve estimation procedure(s) and classifications applied.</i>	There is a JORC 1999 Mineral Resource at Melville defined by Prosperity Resources and reported to the ASX in 2004 above a cut-off grade of 1.0g/t Au. The indicated category contains 1,251,400 tonnes at a grade of 1.83g/t for a total of 75,377 oz Au. The inferred category contains 692,900 tonnes at a grade of 1.87g/t for a total of 41,740 oz Au. The relevant document is publicly available via the WAMEX database as report A74013. For further details refer to FFR ASX announcement 24 th June 2020, "Transformational Acquisition of Yalgoo Gold Project, WA".
	<i>Whether sample compositing has been applied.</i>	All current exploration drilling at Melville is being conducted on a 100% non-composite basis to facilitate assay data efficiency (eliminate field re-sampling), reliable mineralisation control interpretations and high confidence in resource estimations.

Orientation of data in relation to geological structure	Whether the orientation of sampling achieves unbiased sampling of possible structures and the extent to which this is known, considering the deposit type.	Most historical drill holes at the Melville deposit were drilled at a dip of -60 degrees and an azimuth of 090. The mineralisation is interpreted to dip between 45-60 degrees and striking NNE. The true width of historical intercepts is interpreted to be >75% of the drill intersection width. All current drilling is being undertaken at the same orientation for consistency and validation purposes.
	If the relationship between the drilling orientation and the orientation of key mineralised structures is considered to have introduced a sampling bias, this should be assessed and reported if material.	No orientation-based sampling bias is known at this time.
Sample security	The measures taken to ensure sample security.	Chain of custody is managed by FFR internal staff. Drill samples are stored on site and transported by a licenced reputable transport company to a registered laboratory in Perth (ALS Laboratories in Wangara). When at the laboratory samples are stored in a locked yard before being processed and tracked through preparation and analysis (Webtrieve system).
Audits or reviews	The results of any audits or reviews of sampling techniques and data.	The JORC 1999 Melville resource has been externally reviewed by Entech Mining Consultants as a part of the Firefly Resources acquisition due diligence. Entech outlined that independent validation of the block model and review of volume delineation and grade estimation identified no fatal flaws with respect to the Mineral Resource Estimate ('MRE') at the Melville Deposit.

JORC TABLE 1

Section 2 Reporting of Exploration Results

Criteria	JORC Code explanation	Commentary
Mineral tenement and land tenure status	<p>Type, reference name/number, location and ownership including agreements or material issues with third parties such as joint ventures, partnerships, overriding royalties, native title interests, historical sites, wilderness or national park and environmental settings.</p> <p>The security of the tenure held at the time of reporting along with any known impediments to obtaining a licence to operate in the area.</p>	<p>The Melville gold deposit is located on E59/2077.</p> <p>The Yalgoo project tenements consist of 16 licences. The tenements are partially subject to standard Native Title heritage agreements and state royalties. Third party royalties are present on some individual tenements.</p> <p>The Lady Lydia/Brilliant, Don Bradman and Prince George prospects are located on tenements E59/2077 and E59/2140. The Enchanted prospect is located on E59/2230. The Holland acquisition includes several gold prospects that cover P59/2134 (Continental), P59/2087, M59/0384, P59/2086 and M59/0358 (St Michaels, Xmas Box and Grey Cat). The tenements are in good standing and no known impediments exist.</p>
Exploration done by other parties	Acknowledgment and appraisal of exploration by other parties.	Historical drilling, surface sampling, soil sampling and geophysical surveys have been undertaken in different areas within the tenements intermittently by multiple third parties over a period of ~30 years.
Geology	Deposit type, geological setting, and style of mineralisation.	Geology comprises typical Archaean greenstone belt lithologies and granitic intrusions. The main style of mineralisation present is Yilgarn Archaean lode gold. Currently identified rock type hosts include: Channel Iron Deposit/Clay, Banded Iron Formation, Quartz Feldspar Porphyry, Amphibolite/Basalt & Mafic Schist.
Drill hole Information	A summary of all information material to the understanding of the exploration results including a tabulation of the following information for all Material drill holes: easting and northing of the drill hole collar elevation or RL (Reduced Level – elevation above sea level in metres) of the drill hole collar dip and azimuth of the hole or down hole length and interception depth hole length.	RC drill hole collars with assays received and collated for the current drill program at Melville are reported in this announcement. All relevant historical drill hole information has previously been reported by Chevron Exploration, Johnson's Well Mining NL, Roebuck Resources NL, Acacia Resources, Prosperity Resources, and various other companies over the years. It is publicly available in the Department of Mines and Petroleum's WAMEX open file database.

Data aggregation methods	<i>In reporting Exploration Results, weighting averaging techniques, maximum and/or minimum grade truncations (e.g. cutting of high grades) and cut-off grades are usually Material and should be stated.</i>	Significant assay intervals are recorded above 0.5/t Au. No cut-off has been applied to any sampling.
	<i>Where aggregate intercepts incorporate short lengths of high-grade results and longer lengths of low-grade results, the procedure used for such aggregation should be stated and some typical examples of such aggregations should be shown in detail.</i>	No cut-off has been applied to any sampling. Reported intervals are aggregated using individual assays above 1g/t Au with no more than 2m of internal dilution <0.5g/t Au for any interval.
	<i>The assumptions used for any reporting of metal equivalent values should be clearly stated.</i>	Not applicable to this announcement.
Relationship between mineralisation widths and intercept lengths	<i>These relationships are particularly important in the reporting of Exploration Results. If the geometry of the mineralisation with respect to the drill-hole angle is known, its nature should be reported. If it is not known and only the down hole lengths are reported, there should be a clear statement to this effect (e.g. 'down hole length, true width not known').</i>	True widths are not confirmed however drilling is planned perpendicular to interpreted targets.
Diagrams	<i>Appropriate maps and sections (with scales) and tabulations of intercepts should be included for any significant discovery being reported These should include, but not be limited to a plan view of drill hole collar locations and appropriate sectional views.</i>	Drill collar locations are in Annexure A of this release and a relevant geological section with grade to represent the Melville high-grade parallel lode discovery has been provided in this announcement.
Balanced reporting	<i>Where comprehensive reporting of all Exploration Results is not practicable, representative reporting of both low and high grades and/or widths should be practiced to avoid misleading reporting of Exploration Results.</i>	A complete down hole assay suite of the drill holes referenced in this announcement has been included, see Annexure B. All down hole grades have been shown.

<p><i>Other substantive exploration data</i></p>	<p><i>Other exploration data, if meaningful and material, should be reported including (but not limited to): geological observations; geophysical survey results; geochemical survey results; bulk samples – size and method of treatment; metallurgical test results; bulk density, groundwater, geotechnical and rock characteristics; potential deleterious or contaminating substances.</i></p>	<p>All material results from geochemical and geophysical surveys and drilling, related to these prospects has been reported or disclosed previously.</p>
<p><i>Further work</i></p>	<p><i>The nature and scale of planned further work (e.g. tests for lateral extensions or depth extensions or large-scale step out drilling).</i></p> <p><i>Diagrams clearly highlighting the areas of possible extensions, including the main geological interpretations and future drilling areas, provided this information is not commercially sensitive.</i></p>	<p>Further exploration is being planned by Firefly Resources using the acquisition database. The priority is to convert the Melville gold deposit into a maiden JORC 2012 compliant resource and to further grow the resource base across the entire Yalgoo project.</p> <p>Refer to figures in the body of this announcement.</p>