



15 September 2020

The Manager  
Market Announcements Office  
ASX Limited  
PO Box H224 Australia Square  
SYDNEY NSW 2001

Dear Sir/Madam

**PRECIOUS METALS VIRTUAL SUMMIT PRESENTATION**

Please find attached an updated version of the presentation to be given by Executive Chairman Tom Sanders to the Precious Metals Virtual Summit (Beaver Creek) this evening. The presentation is scheduled for 8pm AWST and can be accessed live, or as a replay subsequently, via the link <https://www.com/webcast/preciousmetals/brb.ax/>.

Authorised by the Board of Directors

A handwritten signature in black ink, appearing to read 'Tom Sanders'.

**Tom Sanders**  
Executive Chairman

**For further information on Breaker Resources NL please visit the Company's website at [www.breakerresources.com.au](http://www.breakerresources.com.au), or contact:**

Investors/Shareholders

Tom Sanders  
Tel: +61 8 9226 3666  
Email: [breaker@breakerresources.com.au](mailto:breaker@breakerresources.com.au)

Media

Paul Armstrong/Nicholas Read  
Read Corporate  
Tel: +61 8 9388 1474

12 Walker Avenue  
WEST PERTH WA 6005  
PO Box 244  
WEST PERTH WA 6872



ASX: BRB; ACN: 145 011 178

Telephone: (08) 9226 3666  
Facsimile: (08) 9226 3668  
Email: [breaker@breakerresources.com.au](mailto:breaker@breakerresources.com.au)  
Web: [www.breakerresources.com.au](http://www.breakerresources.com.au)

# A rare new greenfields gold camp, 100km from Kalgoorlie, Western Australia



This presentation is for information purposes only. Neither this presentation nor the information contained in it constitutes an offer, invitation, solicitation or recommendation in relation to the purchase or sale of shares in any jurisdiction. This presentation may not be distributed in any jurisdiction except in accordance with the legal requirements applicable in such jurisdiction. Recipients should inform themselves of the restrictions that apply in their own jurisdiction. A failure to do so may result in a violation of securities laws in such jurisdiction. This presentation does not constitute financial product advice and has been prepared without taking into account the recipient's investment objectives, financial circumstances or particular needs and the opinions and recommendations in this presentation are not intended to represent recommendations of particular investments to particular persons. Recipients should seek professional advice when deciding if an investment is appropriate. All securities transactions involve risks, which include (among others) the risk of adverse or unanticipated market, financial or political developments. To the maximum extent permitted by law, Breaker Resources NL (Breaker) does not warrant the accuracy, currency or completeness of the information in this presentation, nor the future performance of the Company, and will not be responsible for any loss or damage arising from the use of the information.

Certain statements contained in this presentation, including information as to the future financial or operating performance of Breaker and its projects, are forward-looking statements. Such forward-looking statements: are necessarily based upon a number of estimates and assumptions that, whilst considered reasonable by Breaker, are inherently subject to significant technical, business, economic, competitive, political and social uncertainties and contingencies; involve known and unknown risks and uncertainties that could cause actual events or results to differ materially from estimated or anticipated events or results reflected in such forward-looking statements; and may include, among other things, statements regarding targets, estimates and assumptions in respect of metal production and prices, operating costs and results, capital expenditures, Ore Reserves and Mineral Resources and anticipated grades and recovery rates, and are or may be based on assumptions and estimates related to future technical, economic, market, political, social and other conditions. Breaker disclaims any intent or obligation to update publicly any forward-looking statements, whether as a result of new information, future events or results or otherwise. The words "believe", "expect", "anticipate", "indicate", "contemplate", "target", "plan", "intends", "continue", "budget", "estimate", "may", "will", "schedule" and other similar expressions identify forward-looking statements. All forward-looking statements made in this presentation are qualified by the foregoing cautionary statements. Investors are cautioned that forward-looking statements are not guarantees of future performance and accordingly investors are cautioned not to put undue reliance on forward-looking statements due to the inherent uncertainty therein.

#### Competent Persons Statement

The information in this report that relates to Exploration Targets and Exploration Results is based on information compiled by Tom Sanders who is a Member of The Australasian Institute of Mining and Metallurgy. Mr Sanders is an officer of Breaker Resources NL and his services have been engaged by Breaker on an 80% of full time basis; he is also a shareholder in the Company. Mr Sanders has sufficient experience that is relevant to the style of mineralisation and type of deposit under consideration and to the activity being undertaken to qualify as a Competent Person as defined in the 2012 Edition of the 'Australasian Code for Reporting of Exploration Results, Mineral Resources and Ore Reserves'. Mr Sanders consents to the inclusion in the report of the matters based on his information in the form and context in which it appears.

#The information in this report that relates to the Mineral Resources and Exploration Targets is based on information announced to the ASX on 2 September 2019. Breaker confirms that it is not aware of any new information or data that materially affects the information included in the relevant market announcements, and that all material assumptions and technical parameters underpinning the estimates in the relevant market announcement continue to apply.

**Table: Lake Roe Project Bombora Deposit Mineral Resource September 2019**

Notes:

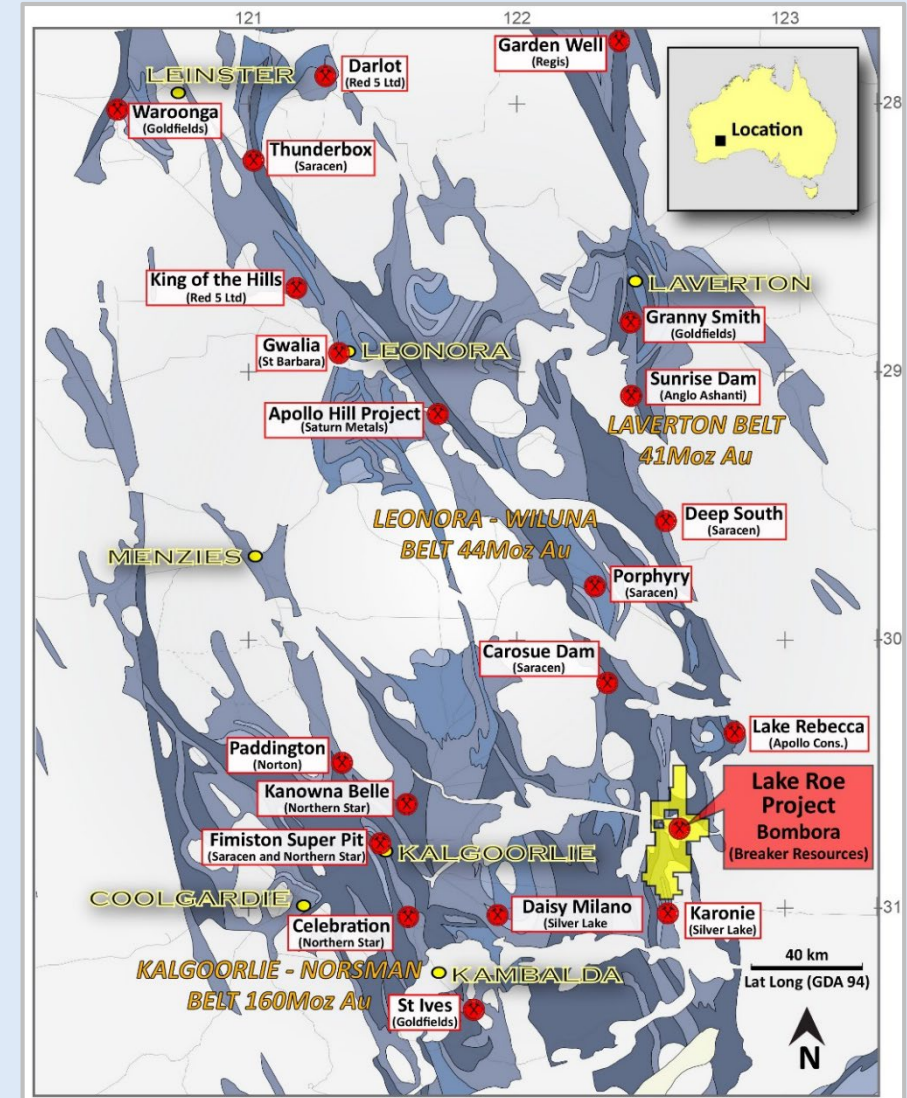
- Reported at 0.5g/t Au cut-off
- All figures rounded to reflect the appropriate level of confidence (apparent differences may occur due to rounding)

Classification	Tonnes	Au (g/t)	Ounces
Indicated	18,356,000	1.4	803,000
Inferred	4,853,000	1.1	178,000
Total	23,210,000	1.3	981,000



- ✦ **Greenfields discovery in Tier 1 location between two operating gold mines, 100km from Kalgoorlie, Australia**
- ✦ **1Moz open-pit Resource<sup>#</sup> (80% Indicated @ 1.4g/t Au<sup>#</sup>; US\$53/oz EV\*)**
  - Early de-risking – 250,000m of drilling to create development option
  - High-grade by nature – change the cut-off grade to go underground
  - Starts 5m from surface, extends to plus 800m depth, open all directions
  - 3.2km long deposit in single pit configuration, feasibility-level metallurgy, advanced environmental & hydro studies
- ✦ **2020 strategy – grow the Resource/expand mining options**
  - Three drill rigs running continuously; drilling indicates 30km-long system
- ✦ **Early success – three new large discovery areas outside Resource**
  - 1) Bombora depth extensions: +2km of high-grade lodes not in Resource
  - 2) Kopai-Crescent: 2km-long emerging discovery not in Resource
  - 3) Carbineer: 12km-long discovery zone 400m east of Bombora
- ✦ **A rare new emerging gold camp**
  - 50km of strike 100%-owned, 680km<sup>2</sup> tenure with granted mining lease

Lake Roe Project – Location





## Capital Structure (A\$1 = US\$0.73)

Cash	A\$3.7m* (no debt) A\$20m placement (30/07/2020) A\$3m Share Purchase Plan in progress	Market capitalisation Market capitalisation (post placement & SPP~)	A\$62m (\$0.24/share) A\$79m (\$0.24/share)
Issued Securities	260.4m shares (9.2m unlisted options) 327.1m shares post placement & SPP~	Key Holders	<div>Directors 10%</div> <div>Electrum 10%</div> <div>Paulson &amp; Co 10% (post-placement)</div> <div>Franklin Templeton 6%</div>
Top 20 Shareholders	60%		

## Long-term mining industry professionals aligned with shareholders



**Tom Sanders**  
Executive Chairman

*Geologist with over 35 years experience in exploration, mining and corporate management*



**Mike Kitney**  
Non-Executive Director

*Process engineer with over 40 years experience in project development, mineral processing and commissioning*



**Mark Edwards**  
Non-Executive Director

*Solicitor with over 30 years experience in resources and corporate law and project financing*



**Linton Putland**  
Non-Executive Director

*Mining engineer with over 30 years experience in mining operations and corporate management, former mine manager Paddington*



**Eric Vincent**  
Non-Executive Director

*Lawyer with extensive experience in US capital markets, former CEO of Electrum Group*

**Michelle Simson**  
Company Secretary

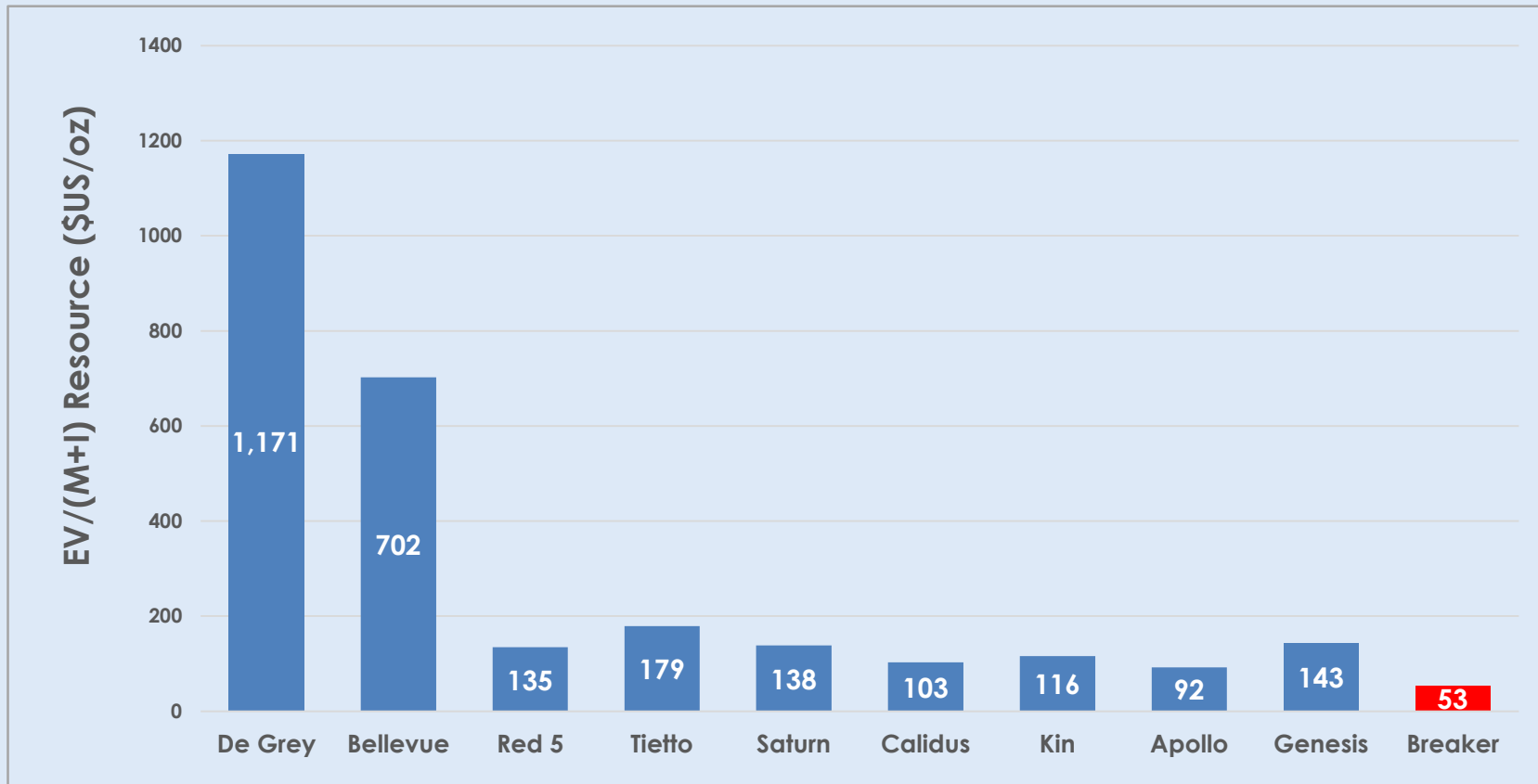
**Alastair Barker**  
Exploration Manager

**Stephane Roudaut**  
Supervising Geologist

*~Assumes A\$20m Placement and A\$3m Share Purchase Plan; \*30 June 2020*

# Deep de-risked value poised for re-rate

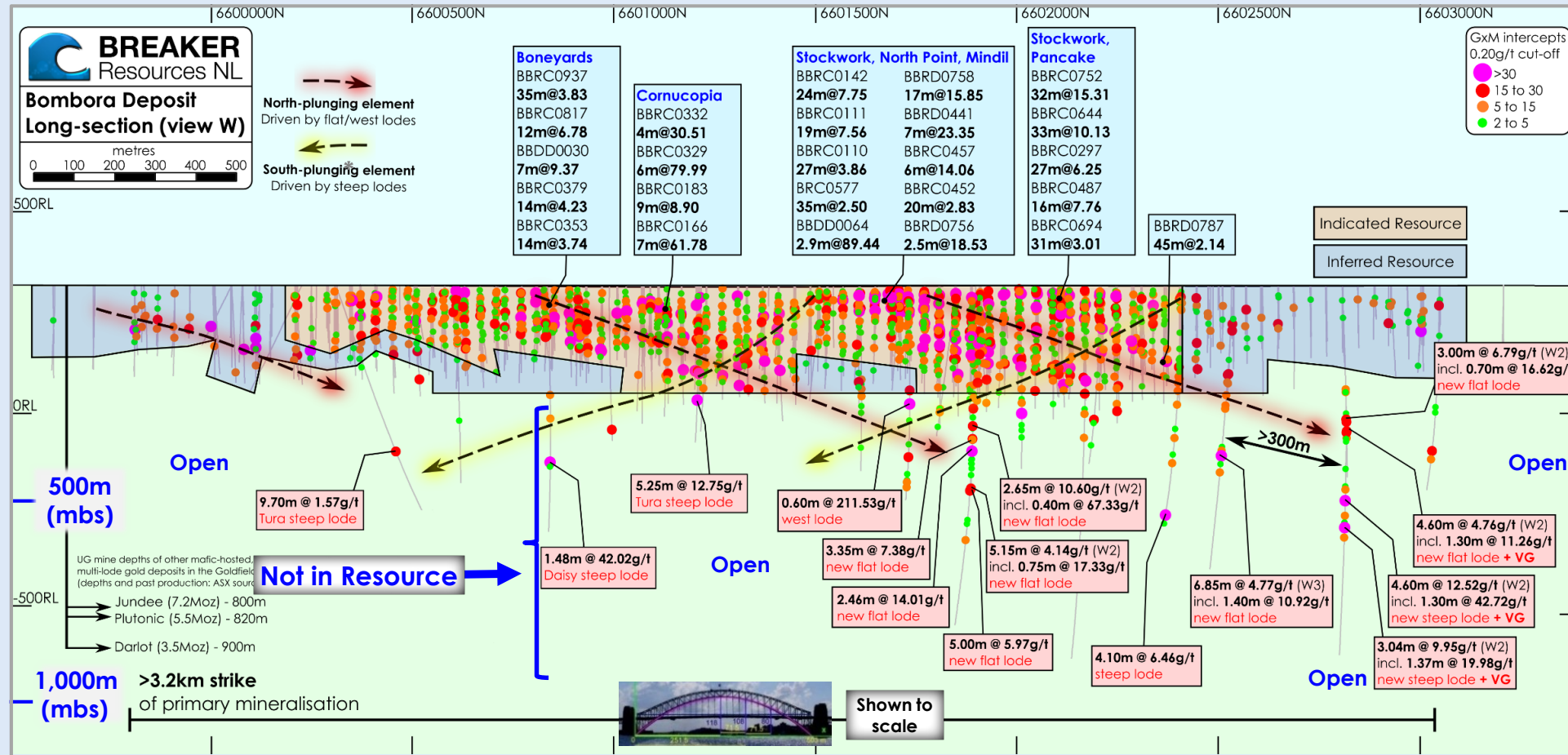
**Enterprise Value per Measured plus Indicated Resource Ounce (US\$/oz)  
for Breaker and its Peer Group Companies\* (A\$/US\$ = 0.73)**



\* Source data provided in Appendix 1



## Some of the best intersections in Australia in the last several years



- ✦ Change the lower cut-off grade to mine underground, eg.
  - 4.6m @ 12.52g/t Au
  - 5.25m @ 12.75g/t Au

- ✦ Limited by extent of drilling
- ✦ Single large pit configuration

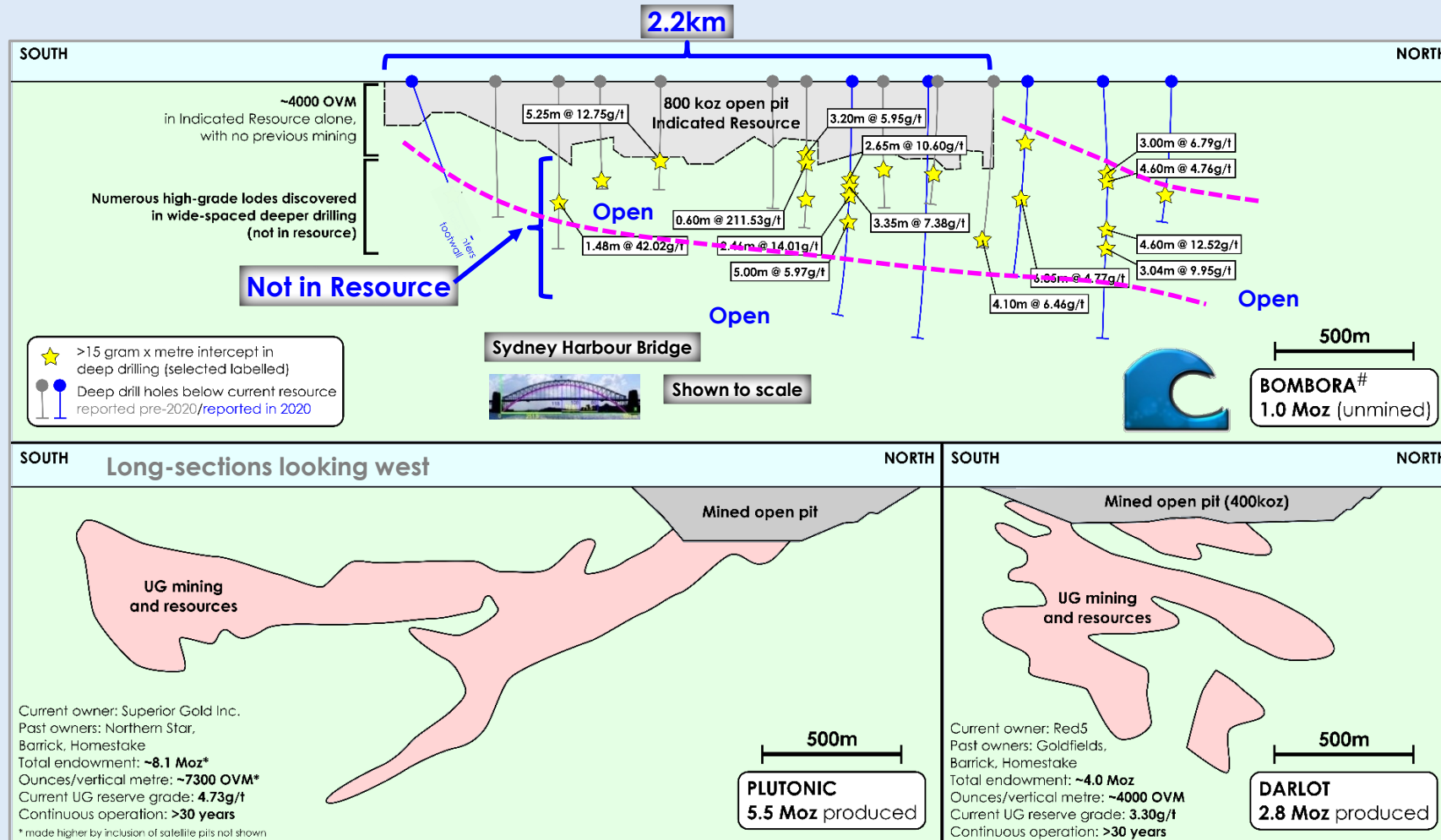
- ✦ Plus 2km strike length of high-grade lodes not yet in Resource

### ✦ Open pit Resource<sup>#</sup>

**Indicated:** 18.4Mt @ 1.4g/t Au (803koz); **Inferred:** 4.8Mt @ 1.1g/t Au (178koz)

# A sense of scale – already large but still growing

## Size comparison – Breaker's Bombora deposit vs Plutonic and Darlot at the same scale\*



✦ Three typical Australian Archean lode deposits at the same scale

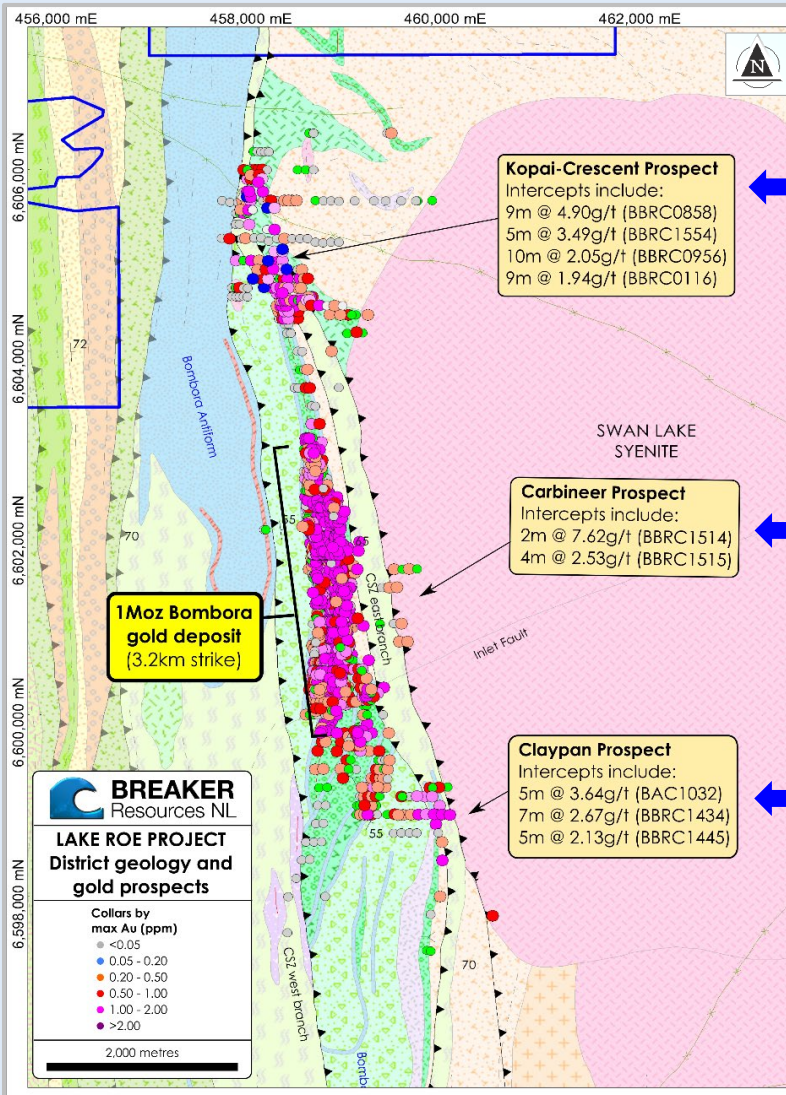
✦ Already large but still growing

✦ Plus 2km strike length of high-grade lodes outside the Resource



# Several areas of shallow discovery since start of 2020

RC & Diamond Drilling Maximum gold (g/t Au)



## Kopai-Crescent 2km north

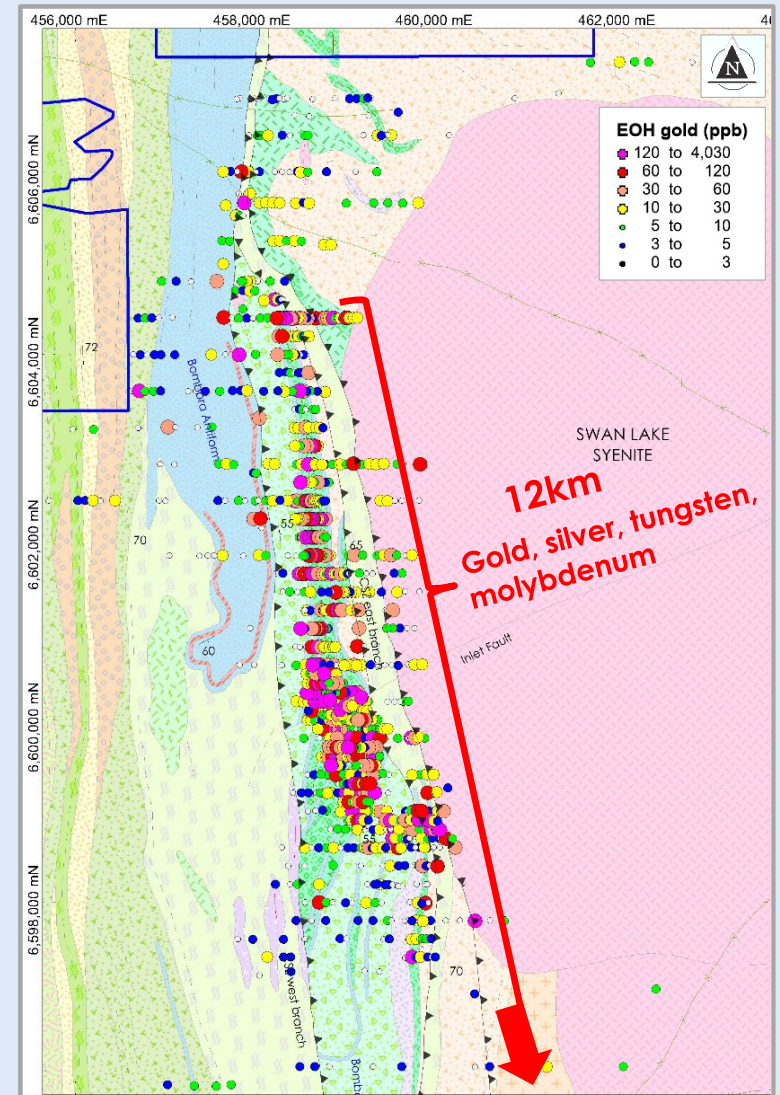
- ✦ RC hits over 2km so far
  - 9m @ 4.90g/t Au
  - 10m @ 2.05g/t Au
  - 9m @ 1.94g/t Au
  - 5m @ 3.49g/t Au

## 12km zone along granite contact 400m east

- ✦ Carbineer, first three RC holes
  - 2m @ 7.62g/t Au
  - 5m @ 2.53g/t Au
- ✦ Claypan RC drill hits
  - 5m @ 3.64g/t Au
  - 7m @ 2.67g/t Au
  - 5m @ 2.13g/t Au

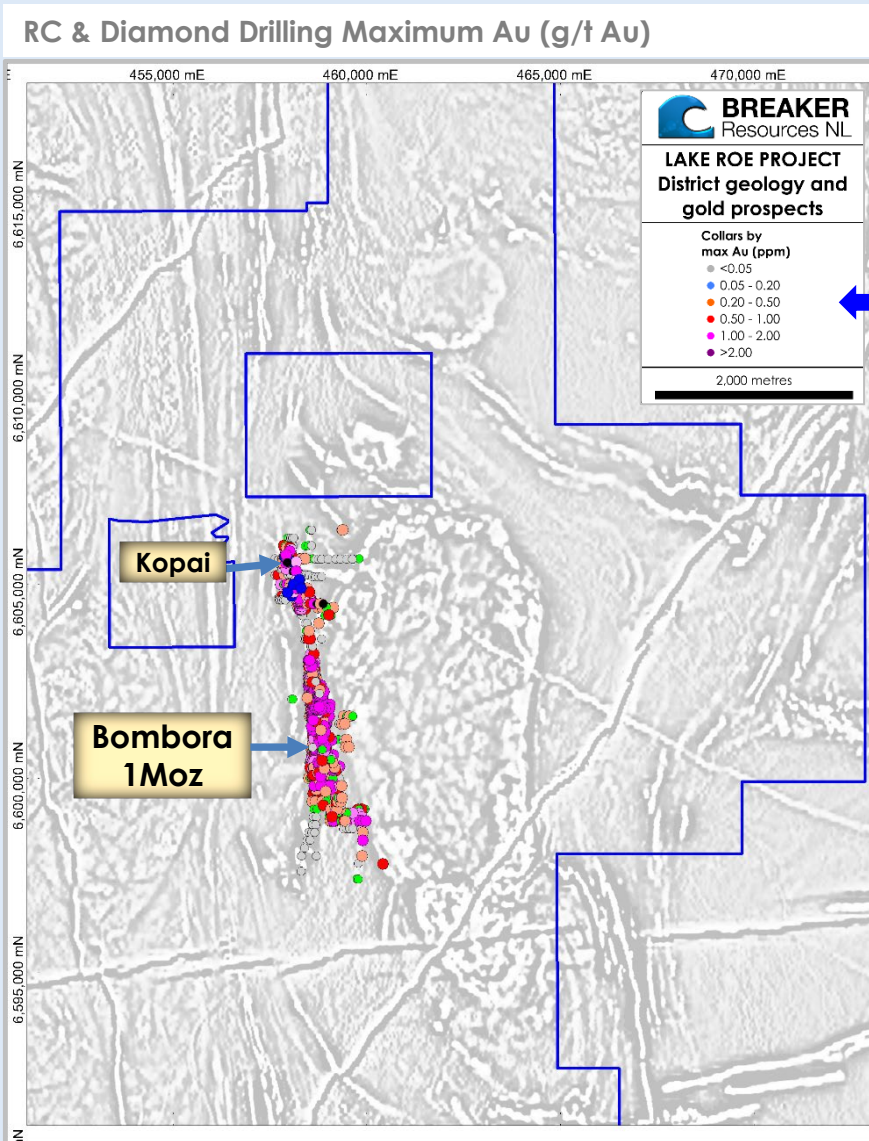
None of this is in Resource

Aircore Drilling End-of-hole gold (ppb Au)

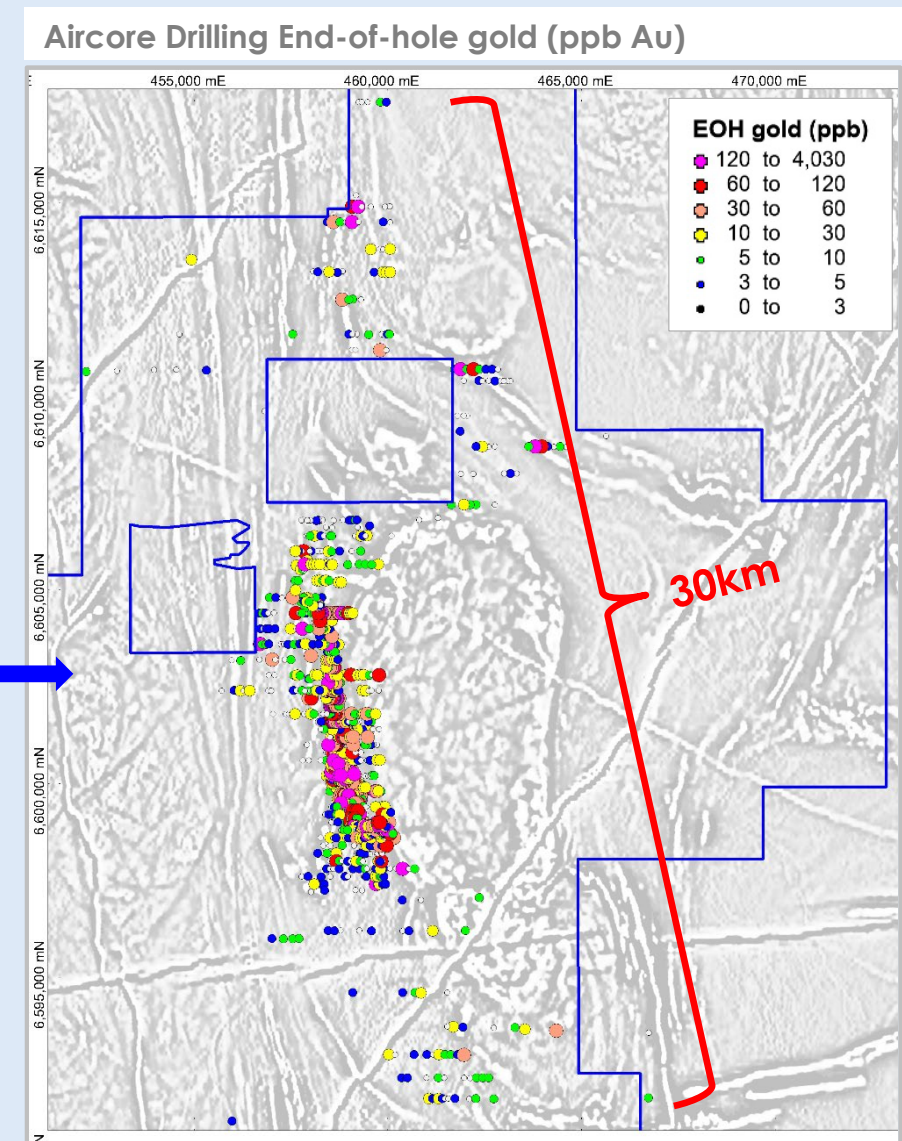




# Aircore drilling indicates a 30km gold system



- ✦ Recent RC and Diamond drilling has confirmed a 9km open gold system
- ✦ Recent aircore drilling indicates a 30km-long gold system
- ✦ New targets opening up in many areas





# The Lake Roe Project

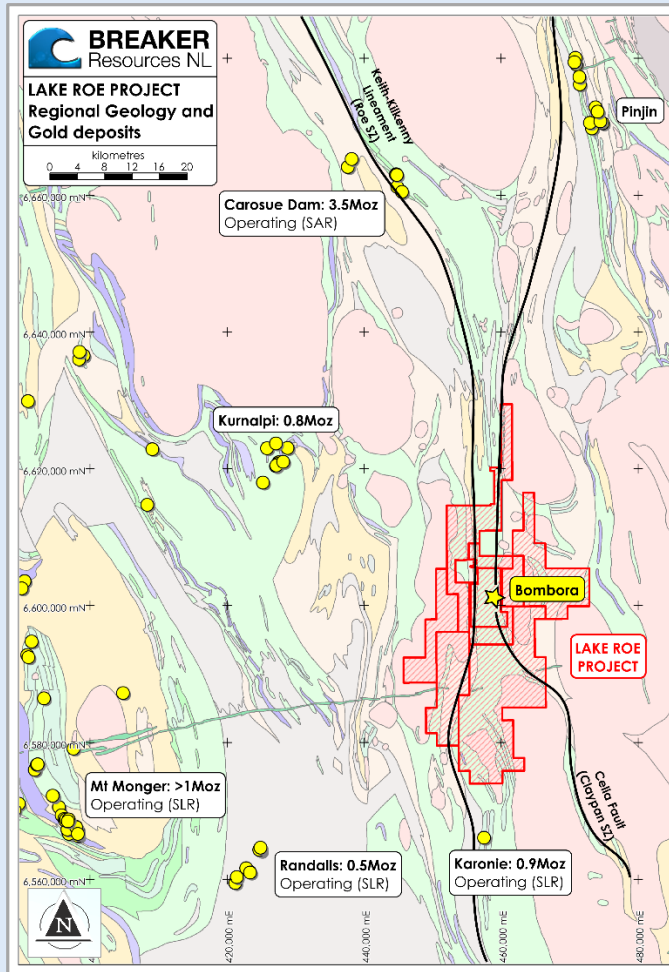
**Thin transported cover (5m-10m) – essentially no bedrock exposure**



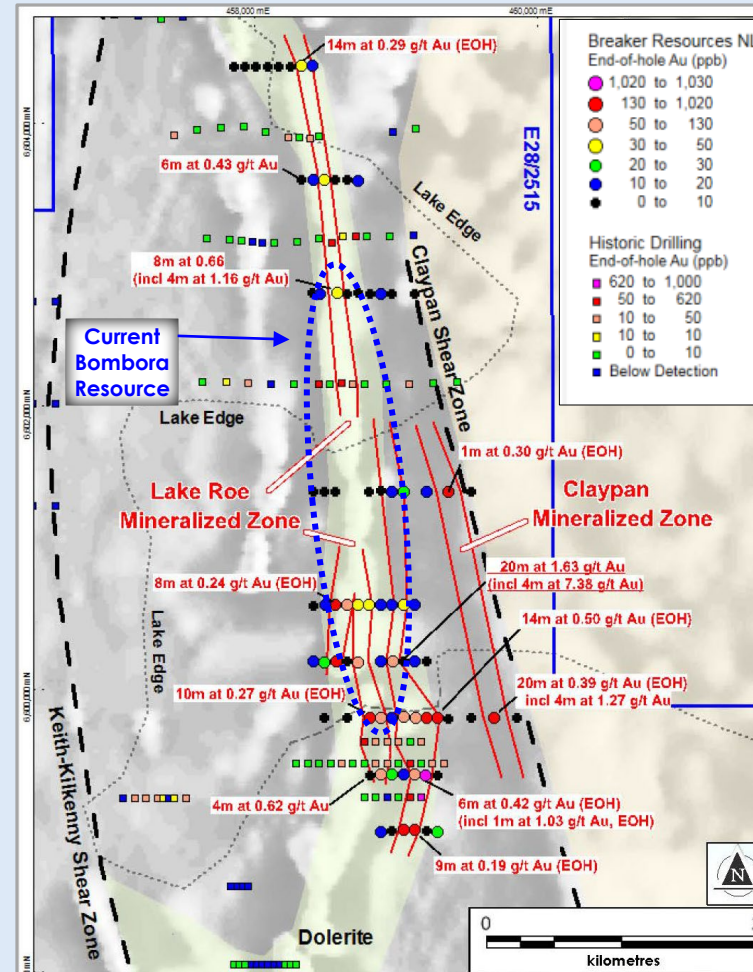
Found “under cover” by identifying the right structure and host rock,  
then wide-spaced aircore drilling to guide the RC drilling



Found “under cover” by identifying the right structure and host rock, and wide-spaced aircore drilling



Lake Roe Project location



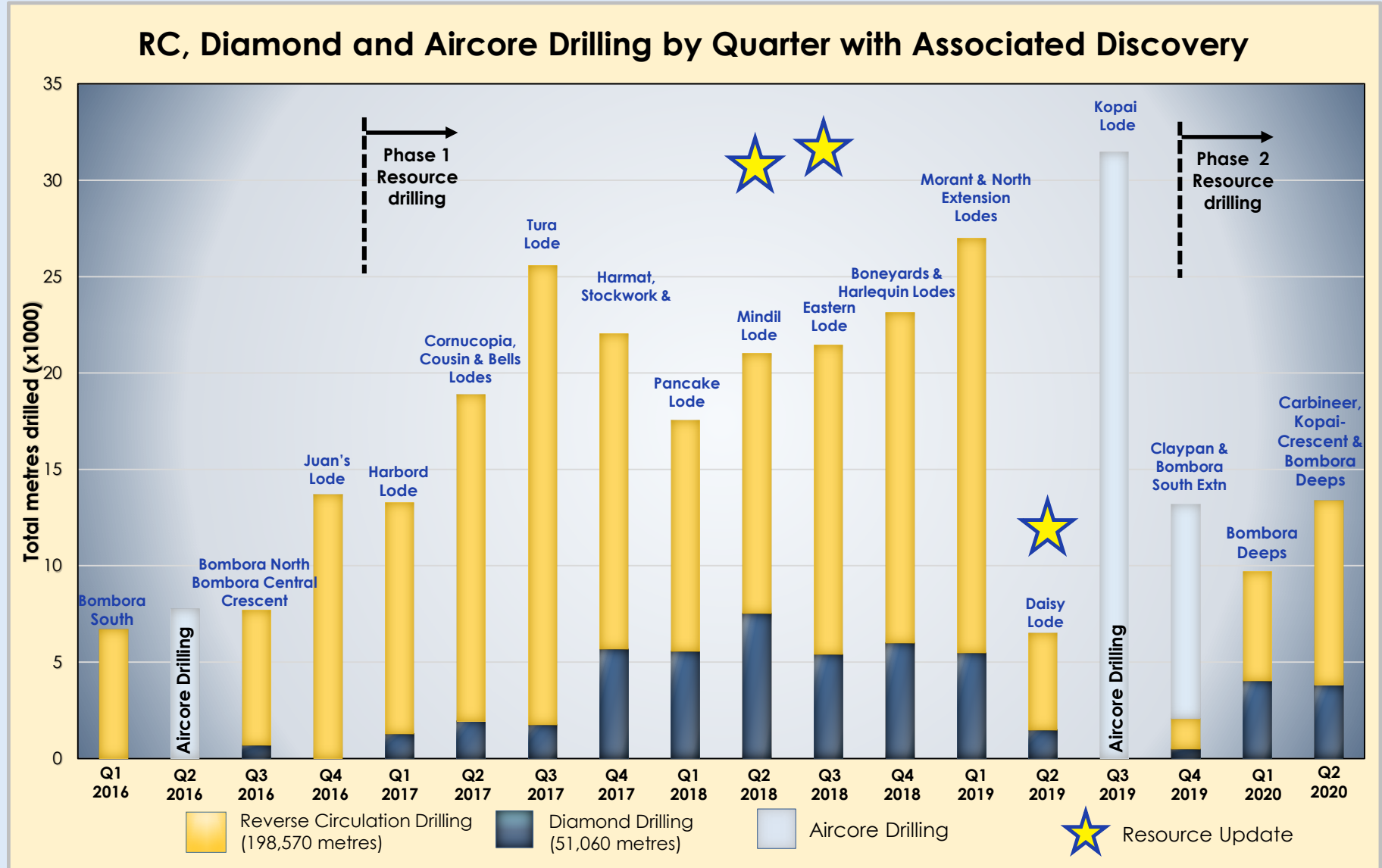
Maiden Aircore Drilling Program\*

- ✦ **2012 Breaker IPO** targeting new gold systems under transported cover in Kalgoorlie region
- ✦ **2014** Identified fractionated dolerite next to large regional structural between Carosue Dam and Karonie gold mines
- ✦ **2015 Aircore drilling – gold and pathfinder continuity on wide drill spacing (4m @ 7.38g/t in BAC0765\*)**
- ✦ **2016** First primary gold in BBRC0001, then three discoveries that merged into one deposit
- ✦ **2017** Resource delineation drilling
- ✦ **-2019** One 3km-long deposit that is still growing
- ✦ **2020 More discovery**  
Bombora Deepes, Kopai-Crescent, Carbineer

# Track record of consistent discovery over four years

At least three drill rigs operating continuously for foreseeable future

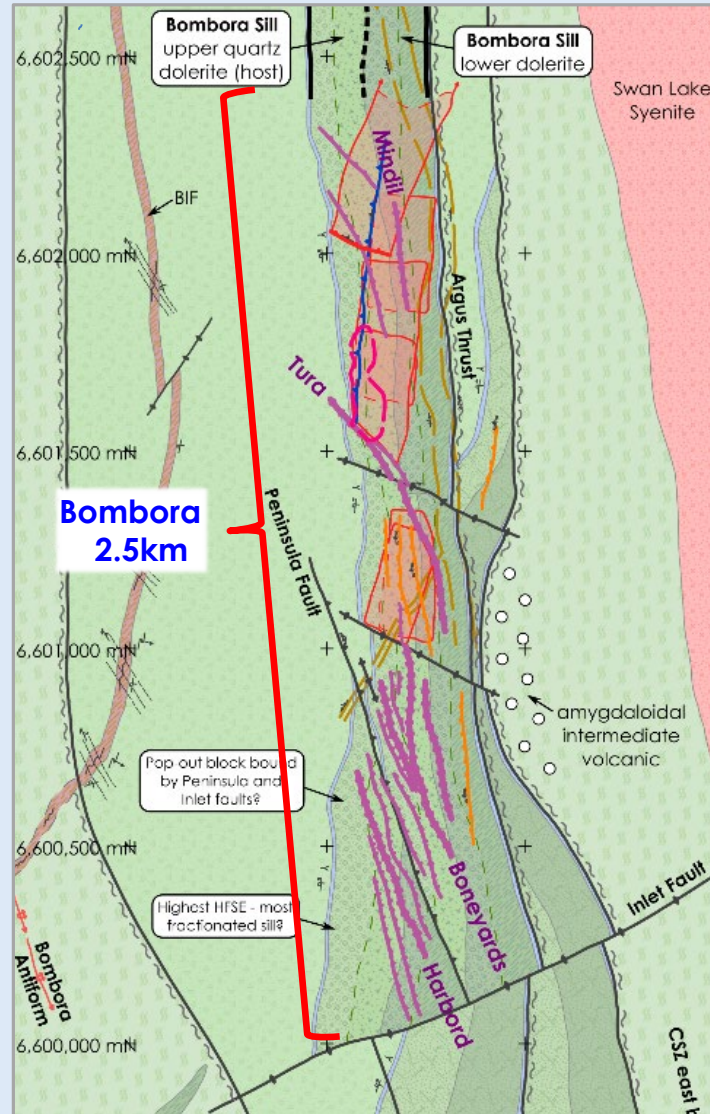
- ✦ At least one discovery every quarter for the last four years
- ✦ An evolving discovery that keeps growing
- ✦ Open in all directions after 250,000m RC/DD drilling





# Early focus on de-risking (250,000m RC & DD drilling)

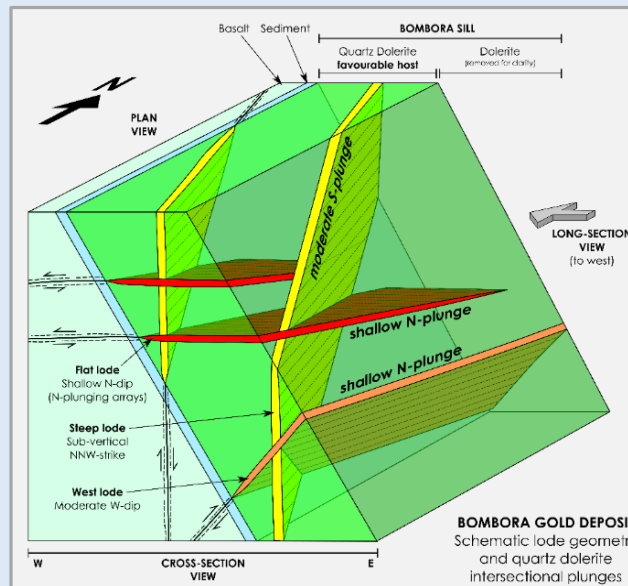
## Surface Geology



## Typical Archean lode gold deposit eg. Golden Mile, Plutonic, Bellevue



Fine gold in sulphide-bearing shear zones



Schematic cross-section

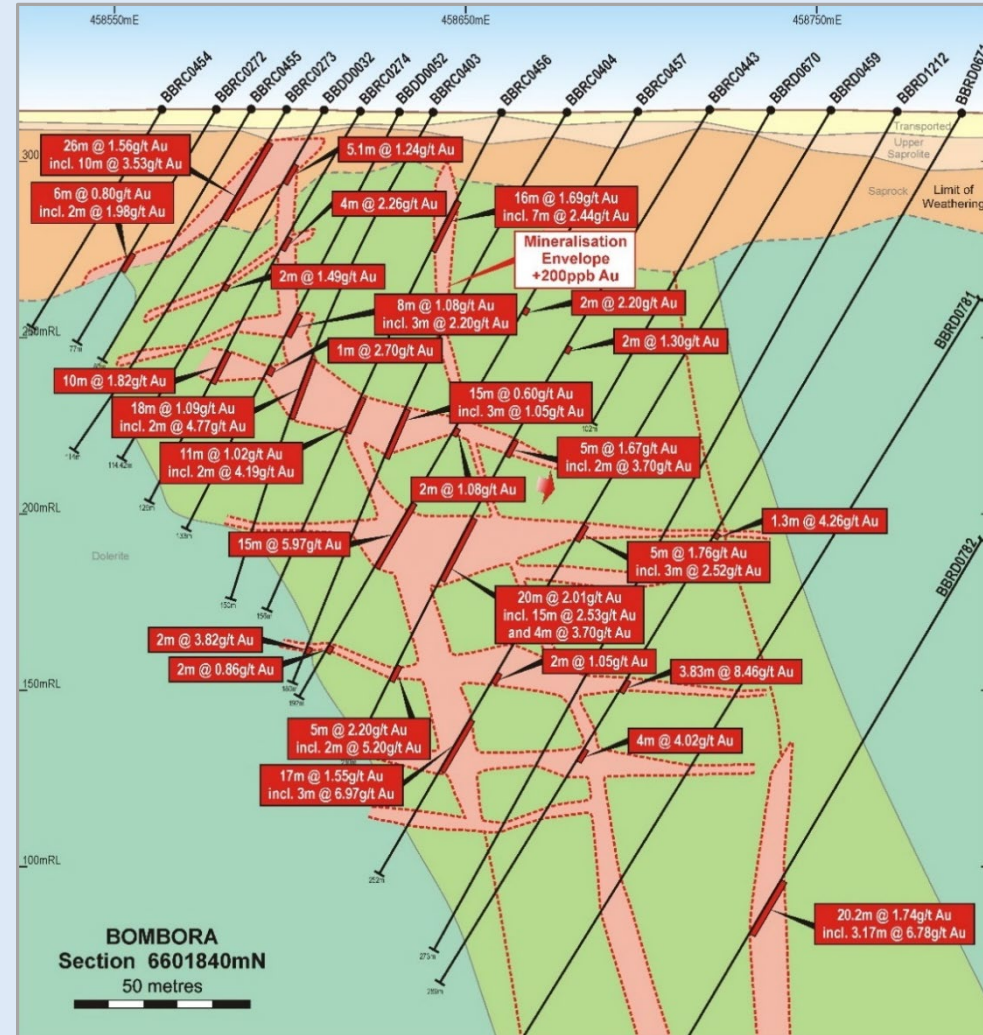
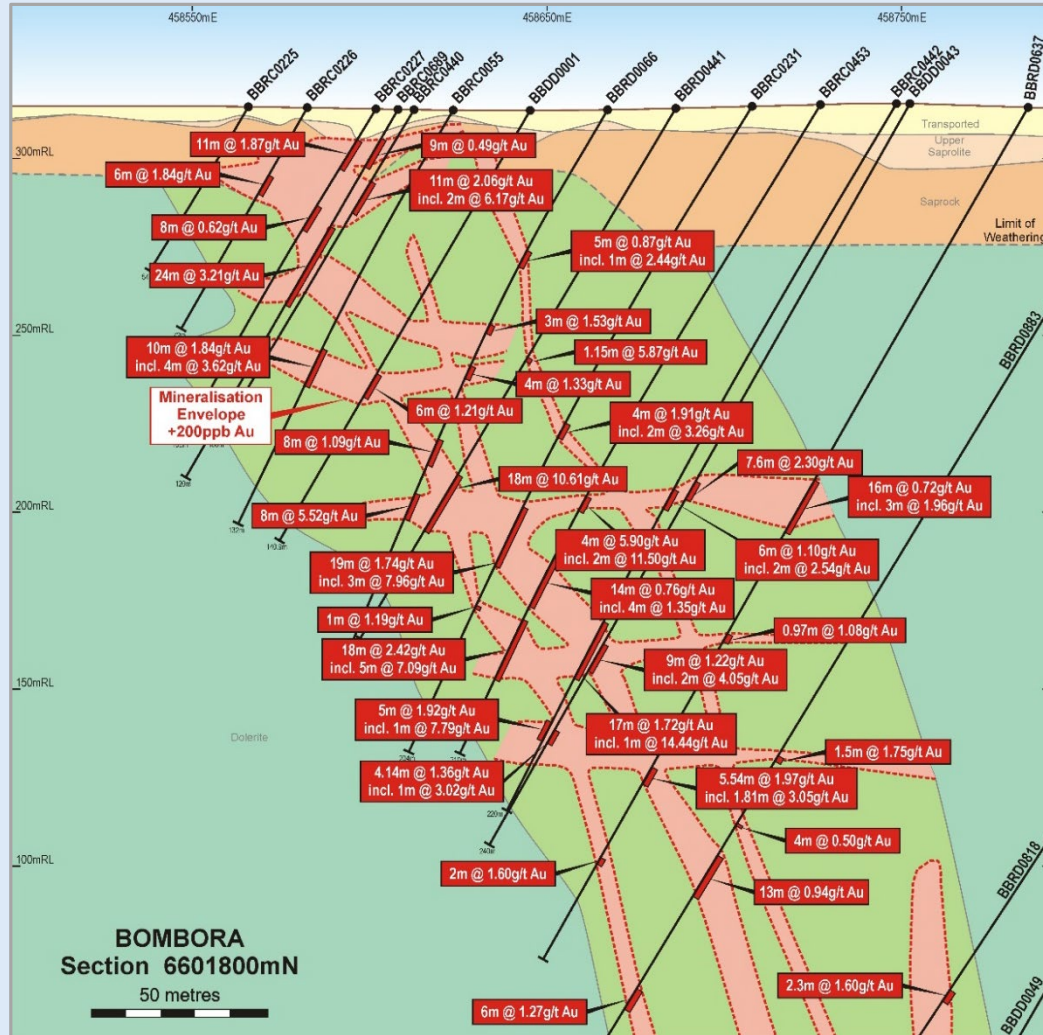
## ✦ Best geological analogy is Golden Mile, Kalgoorlie – three lode orientations in iron-rich dolerite

- Starting to see other host rocks outside Bombora deposit
- Starting to see “syenite-associated” gold potential to the east of Bombora



# Regular between sections over 3km distance

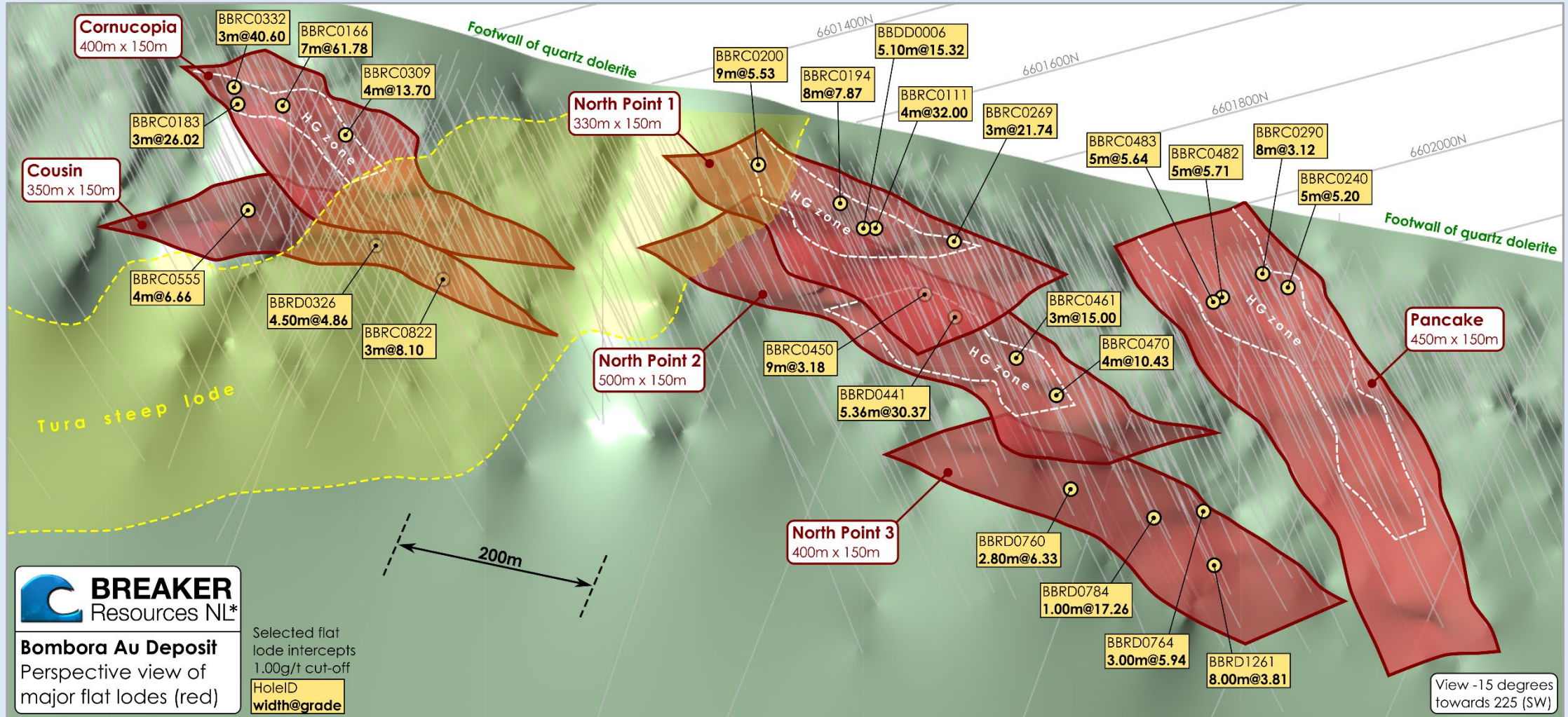
Low strip ratio configuration – lodes typically 1m to 10m wide – individual lode systems over ~1km-long



100 cross-sections like this over 3km strike length (40m or 20m section spacing)



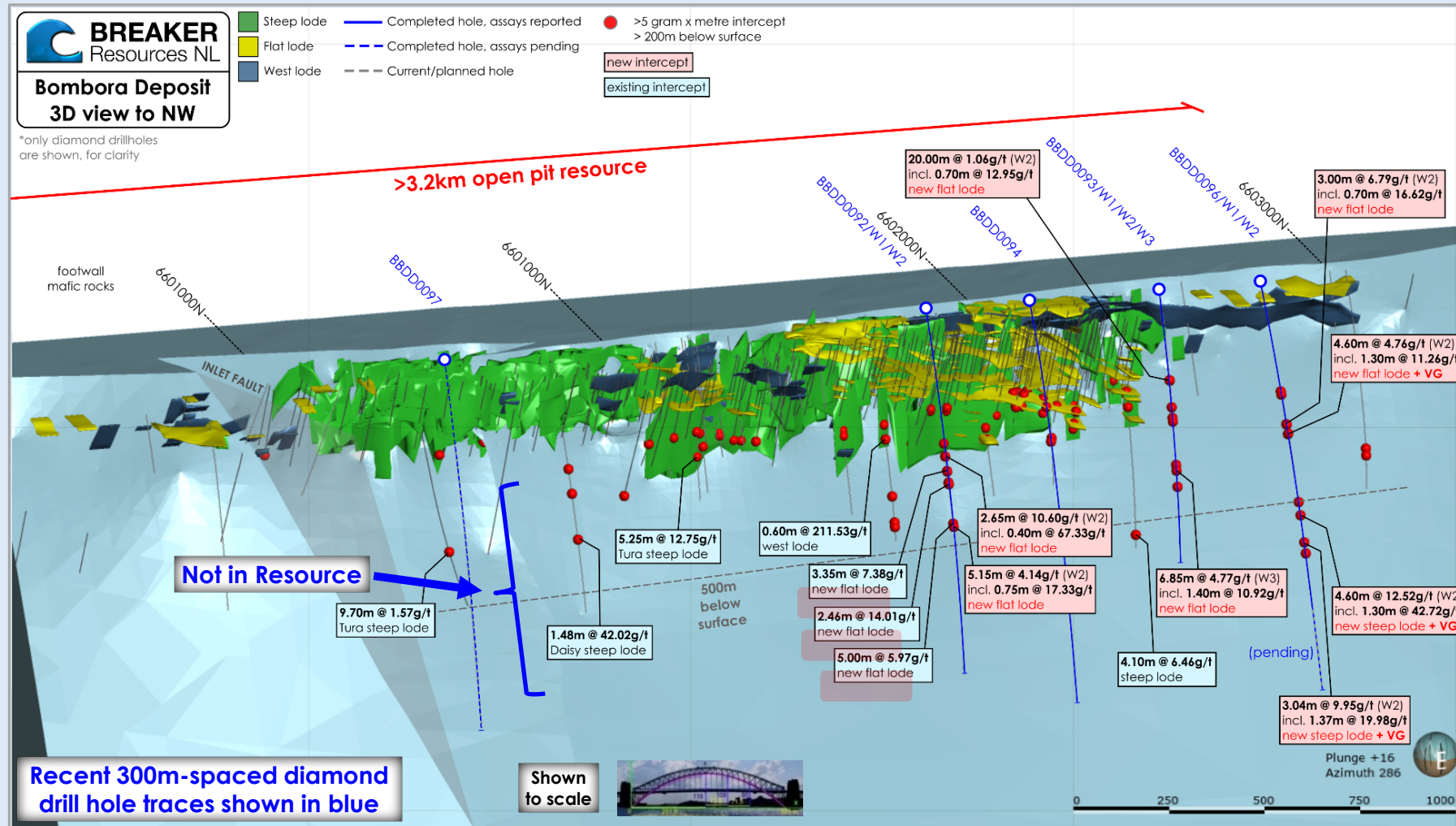
# Regular high-grade flat lodes






# Regular lodes that can be wire-framed and mined

## Reconnaissance drilling below Resource on 300m-wide step-outs



- ✦ We are discovering new lodes and extending known lodes at depth on 300m- spaced step-outs
- ✦ ...in preparation for Resource update
- ✦ Plus 2km strike length of high-grade lodes below the open pit Resource (not in Resource)
- ✦ Several lode systems are “kilometric” in scale



Comminution (oxide/fresh)



Gravity/cyanide extraction (oxide/fresh)

- ✦ **Modest ore hardness**  
Ball mill work index <16kWh/t for fresh mineralisation
- ✦ **Amenable to standard gravity/CIP/CIL plant**
- ✦ **Excellent gold recovery**  
92% oxide and fresh (using saline site water)  
96%-99% (using freshwater)
- ✦ **High gravity gold** 31% - 77% (oxide)  
32% - 90% (fresh)
- ✦ **Rapid gold leach kinetics**  
90% gold in 4 hours  
Low reagent consumption  
No deleterious elements



# Emerging new shallow gold discoveries

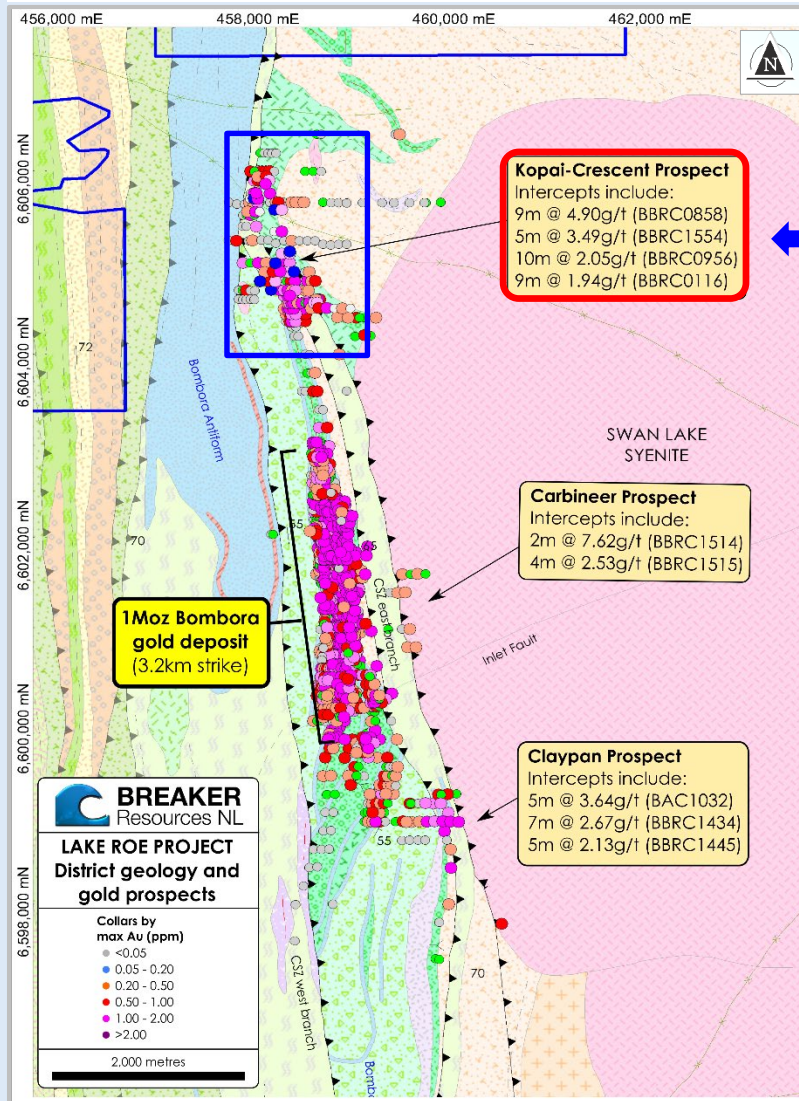


**2km-long Kopai-Crescent area**



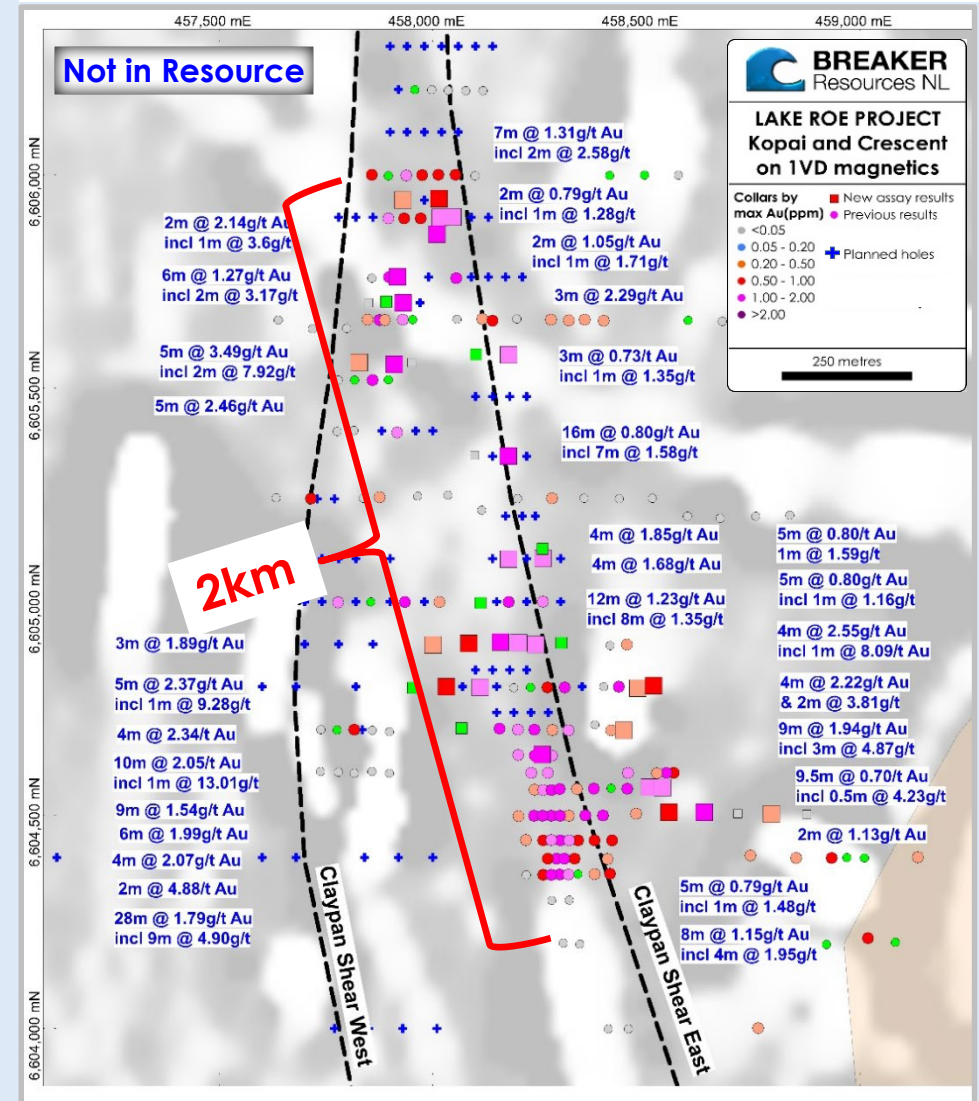
# Kopai-Crescent discovery 2km north of Bombora

RC & Diamond Drilling Maximum gold (g/t Au)\*



- ✦ 2km-long so far
- ✦ **Kopai-Crescent reconnaissance RC hits**
  - 9m @ 4.90g/t Au
  - 10m @ 2.05g/t Au
  - 9m @ 1.94g/t Au
  - 5m @ 3.49g/t Au
- ✦ **Not yet in Resource**
- ✦ Drilling underway to find the areal extent of the gold while delineating resource
- ✦ Outstanding growth potential

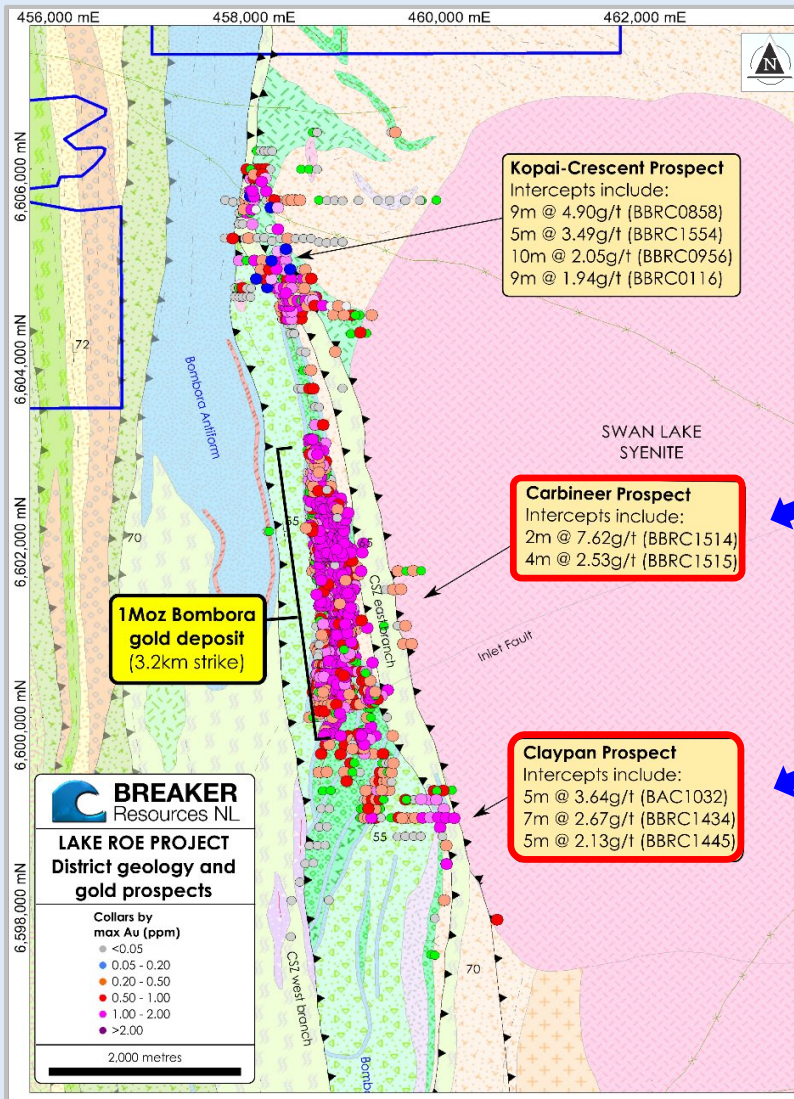
RC & Diamond Drilling Maximum Au (g/t Au)\*





# Carbineer-Claypan discovery 400m east of Bombora

RC & Diamond Drilling Maximum gold (g/t Au)

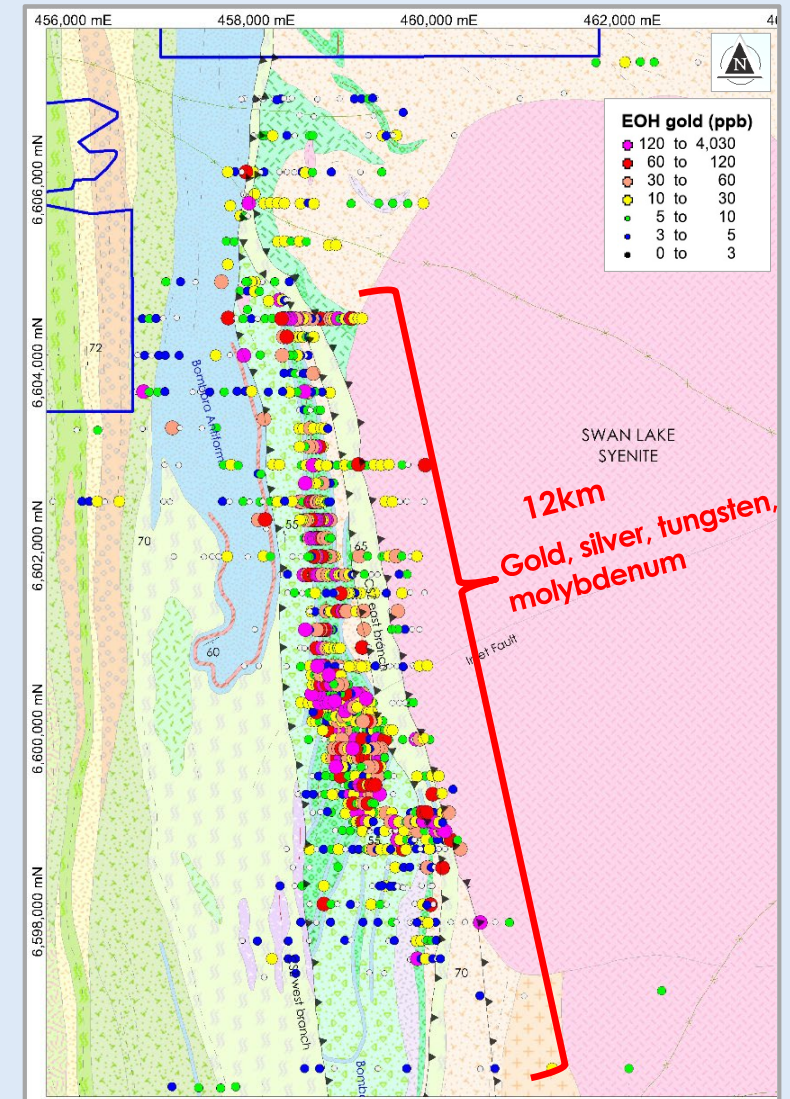


## Emerging discovery along 12km-long contact of Syenite

- ✦ Carbineer, first three RC drill holes:
  - 2m @ 7.62g/t Au
  - 5m @ 2.53g/t Au
- ✦ Claypan RC drill hits:
  - 5m @ 3.64g/t Au
  - 7m @ 2.67g/t Au
  - 5m @ 2.13g/t Au

Not yet tracked into syenite
- ✦ Anomalous end-of-hole gold, silver, tungsten, molybdenum over 12km (1,800 aircore drill holes)

Aircore Drilling End-of-hole gold (ppb Au)





# Summary: Location, grade, scale, value & growth



- ✦ A rare emerging greenfields gold camp in a Tier 1 location
- ✦ Well-funded, deep value and outstanding growth potential
- ✦ De-risked open pit base case set to expand
  - 1Moz open-pit Resource<sup>#</sup> (80% Indicated @ 1.4g/t gold<sup>#</sup>)
  - High-grade by nature, starting 5m from surface
  - 3.2km long deposit in single pit configuration, feasibility-level metallurgy, advanced environmental & hydro studies
- ✦ New discoveries set to expand Resource along strike/at depth
  - Large areas of identified gold not yet in resource
- ✦ Ongoing news flow and growth
  - At least three drill rigs running continuously
  - Resource updates
  - Ongoing discovery



# A rare new greenfields gold camp, 100km from Kalgoorlie, Western Australia



## Summary of source data for Enterprise Value per Measured plus Indicated Resource Ounce

	AOP	BGL	BRB	CAI	DEG	GMD	KIN	RED	STN	TIE
<b>Shares</b> (Appendix 2A/3B)	28/02/2020	18/08/2020	05/08/2020	13/08/2020	13/08/2020	20/07/2020	21/07/2020	20/07/2020	26/06/2020	21/08/2020
<b>Price</b> (ASX Closing Price)	09/09/2020	09/09/2020	09/09/2020	09/09/2020	09/09/2020	09/09/2020	09/09/2020	09/09/2020	09/09/2020	09/09/2020
<b>Debt</b> (Quarterly Cashflow Report)	30/07/2020	31/07/2020	27/07/2020	27/07/2020	31/07/2020	29/07/2020	13/07/2020	16/07/2020	31/07/2020	16/07/2020
<b>Cash</b> (Quarterly Cashflow Report)	30/07/2020	31/07/2020	27/07/2020	27/07/2020	31/07/2020	29/07/2020	13/07/2020	16/07/2020	31/07/2020	16/07/2020
<b>Resources</b> (ASX Announcement)	29/04/2020	07/07/2020	11/06/2020	27/07/2020	02/04/2020	24/06/2020	20/05/2020	12/05/2020	08/05/2020	10/06/2020

## Scale comparison of Bombora, Plutonic and Darlot gold deposits source data

### Plutonic

**Long-section:** "Corporate Presentation – June 2020" TSX-V release 10/06/2020

**Past production:** "Corporate Presentation – June 2020" TSX-V release 10/06/2020

**Current resources:** "Corporate Presentation – June 2020" TSX-V release 10/06/2020

**Total system endowment:** From past production + current resources

**Mine and resource depth:** From long-section

**System OVM:** "Total system endowment"/"Mine and resource depth"

**Current UG reserve grade:** "Corporate Presentation – June 2020" TSX-V release 10/06/2020

**Open pit production:** Unclear

### Darlot

**Long-section:** "Gold Fields Australia Site Visit: Darlot Gold Mine" PDF presentation [http://www.overendstudio.co.za/websites/gold\\_fields\\_2012/pdf/presentations/2014/14072014\\_andrew\\_bywater.pdf](http://www.overendstudio.co.za/websites/gold_fields_2012/pdf/presentations/2014/14072014_andrew_bywater.pdf)

**Past production:** "Resource and Reserve growth at Darlot Gold Mine" ASX release 10/02/2020

**Current resources:** "Resource and Reserve growth at Darlot Gold Mine" ASX release 10/02/2020

**Total system endowment:** From past production + current resources

**Mine and resource depth:** From long-section

**System OVM:** "Total system endowment"/"Mine and resource depth"

**Current UG reserve grade:** "Resource and Reserve growth at Darlot Gold Mine" ASX release 10/02/2020

**Open pit production:** Krcmarov, R., Beardsmore, T.J., King, J., Kellett, R. and Hay, R., 2000. Geology, regolith, mineralisation and mining of the Darlot-Centenary gold deposit, Yandal belt: in Phillips, GN, and Anand, RR. Yandal greenstone belt: Aust. Inst. of Geoscientists Bulletin, 32, pp.351-373.