



Troy Resources Limited Investor Update

February 2015



Disclaimer

This presentation has been prepared by Troy Resources Limited (**Troy**).

Summary of information: This presentation contains general and background information about Troy's activities current as at the date of the presentation and should not be considered to be comprehensive or to comprise all the information that an investor should consider when making an investment decision. The information is provided in summary form, has not been independently verified, and should not be considered to be comprehensive or complete. It should be read solely in conjunction with the oral briefing provided by Troy and all other documents provided to you by Troy. Troy is not responsible for providing updated information and assumes no responsibility to do so.

Not financial product advice: This presentation is not financial product, investment advice or a recommendation to acquire Troy securities and has been prepared without taking into account the objectives, financial situation or needs of individuals. Before making an investment decision prospective investors should consider the appropriateness of the information having regard to their own objectives, financial situation and needs, and seek legal, taxation and financial advice appropriate to their jurisdiction and circumstances. Troy is not licensed to provide financial product advice in respect of its securities or any other financial products. Cooling off rights do not apply to the acquisition of Troy securities. Troy assumes that the recipient is capable of making its own independent assessment, without reliance on this document, of the information and any potential investment and will conduct its own investigation.

Disclaimer: Each of Troy and its related bodies corporate and each of its respective directors, agents, officers, employees and advisers expressly disclaim, to the maximum extent permitted by law, all liabilities (however caused, including negligence) in respect of, make no representations regarding, and take no responsibility for, any part of this presentation and make no representation or warranty as to the currency, accuracy, reliability or completeness of any information, statements, opinions, conclusions or representations contained in this presentation. In particular, this presentation does not constitute, and shall not be relied upon as, a promise, representation, warranty or guarantee as to the past, present or the future performance of Troy.

Forward looking statements: This announcement contains "forward-looking statements" and "forward-looking information", including statements and forecasts which include without limitation, expectations regarding future performance, costs, production levels or rates, mineral reserves and resources, the financial position of Troy, industry growth and other trend projections. Often, but not always, forward-looking information can be identified by the use of words such as "plans", "expects", "is expected", "is expecting", "budget", "scheduled", "estimates", "forecasts", "intends", "anticipates", or "believes", or variations (including negative variations) of such words and phrases, or state that certain actions, events or results "may", "could", "would", "might", or "will" be taken, occur or be achieved. Such information is based on assumptions and judgements of management regarding future events and results. The purpose of forward-looking information is to provide the audience with information about management's expectations and plans. Readers are cautioned that forward-looking information involves known and unknown risks, uncertainties and other factors which may cause the actual results, performance or achievements of Troy and/or its subsidiaries to be materially different from any future results, performance or achievements expressed or implied by the forward-looking information. Such factors include, among others, changes in market conditions, future prices of gold and silver, the actual results of current production, development and/or exploration activities, changes in project parameters as plans continue to be refined, variations in grade or recovery rates, plant and/or equipment failure and the possibility of cost overruns. Forward-looking information and statements are based on the reasonable assumptions, estimates, analysis and opinions of management made in light of its experience and its perception of trends, current conditions and expected developments, as well as other factors that management believes to be relevant and reasonable in the circumstances at the date such statements are made, but which may prove to be incorrect. Troy believes that the assumptions and expectations reflected in such forward-looking statements and information are reasonable. Readers are cautioned that the foregoing list is not exhaustive of all factors and assumptions which may have been used. Troy does not undertake to update any forward-looking information or statements, except in accordance with applicable securities laws.

Not an offer: This presentation is not, and should not be considered as, an offer or an invitation to acquire securities in Troy or any other financial products and neither this document nor any of its contents will form the basis of any contract or commitment. This presentation is not a prospectus. Offers of securities in Troy will only be made in places in which, or to persons to whom it would be lawful to make such offers. This presentation must not be disclosed to any other party and does not carry any right of publication. Neither this presentation nor any of its contents may be reproduced or used for any other purpose without the prior written consent of Troy.

No Distribution in the US: This investor presentation is not an offer of securities for sale in the United States. Any securities to be issued by Troy have not been and will not be registered under the US Securities Act of 1933, as amended (the "**US Securities Act**") and may not be offered or sold in the United States absent registration or an exemption from registration under the US Securities Act. No public offer of the securities is being made in the United States and the information contained herein does not constitute an offer of securities for sale in the United States. This investor presentation is not for distribution directly or indirectly in or into the United States or to US persons.

Monetary values: Unless otherwise stated, all dollar values are in Australian dollars (A\$). The information in this presentation remains subject to change without notice.

Location



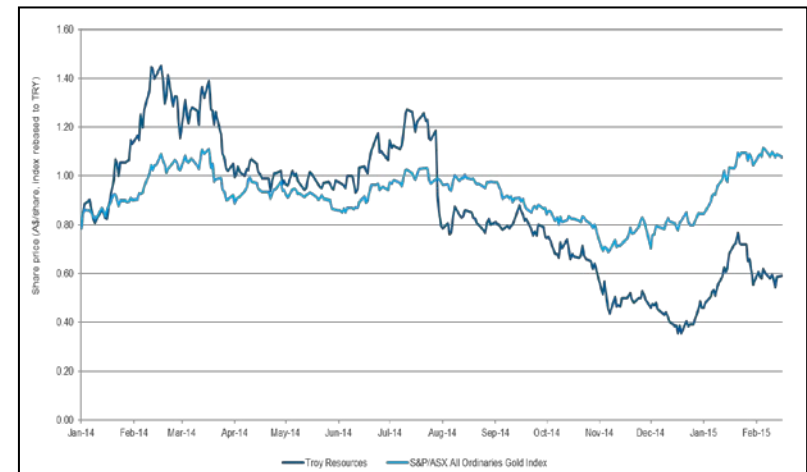
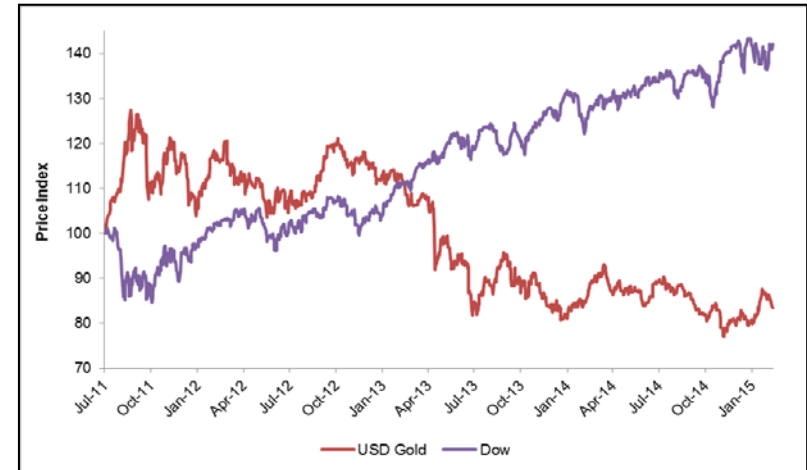
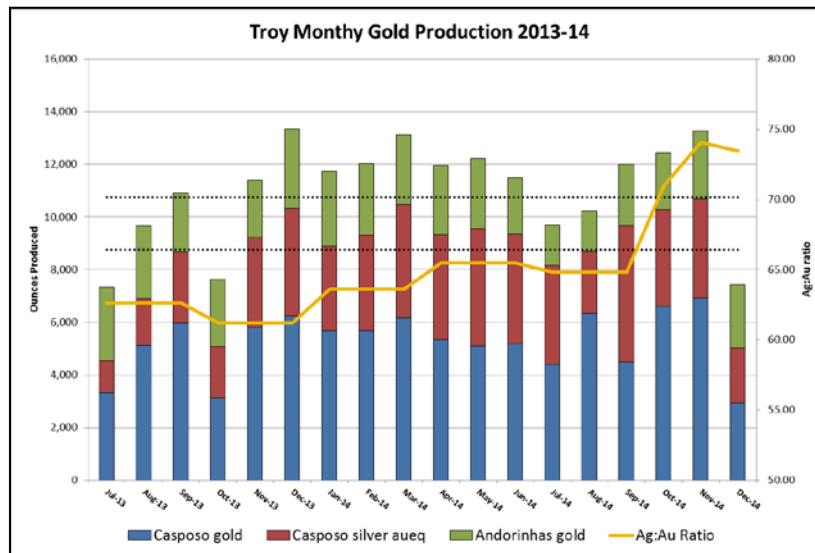
An Eventful & Transformational Year...

- **Karouni** becomes next chapter in the Troy story.
- Infill drilling programme at **Smarts** and **Hicks** confirms robust mining reserve and triggers green light for Project Development.
- Completion of PFS leads to arrangement of key debt funding package with Investec Bank.
- **Coruja** open pit at Andorinhas permitted and into production.
- Transition to full scale underground mining at **Casposo** complete.
- Drilling programme targeting **B Vein** and down-plunge **INCA Vein** to extend mine life underway.



With Challenges and Headwinds Each Step of the Way

- A resurgence in the US economy.
- Evolution from Contract Mining to group-wide Owner Operate.
- New mining methods introduced at Casposo.
- Geo-political pressures.
- *But Troy has stayed on track and delivered against guidelines and schedules in 2014.*



Source: Macquarie Bank

Troy Resources Limited

Company Overview

Market Statistics			Hedging (to January 2016)		
Share Price (on ASX) <small>close 17 Feb</small>	A\$	0.60	Gold	Oz	Price (US\$/oz)
Shares on Issue	m	195.3	Silver	1,583,000	\$17.99
Market Capitalisation	A\$m	117.2	Gold equivalent ³	99,400	\$1,237.25
Cash (31 Dec 2014)	A\$m	29.2	New Debt Facility		
Debt (31 Dec 2014) ¹	A\$m	71.1	Investec Bank		
Net Debt (31 Dec 2014)	A\$m	41.9	- Tranche A	A\$m	70
			- Tranche B	A\$m	30
Share Capital			Operating Statistics		
Ordinary shares		195,265,161	Gold Production (koz)	FY13	FY14
Investec Bank options		10,000,000	Silver Production (koz)		HY15
Employee Incentive Rights and Options		2,362,000	Gold Equivalent Production (koz)	103.0	93.9
Top 20 Shareholders		47.1%	Casposo C1 Cash Costs (US\$/oz)	1,361.1	2,475.6
Directors and Staff		9.3%	<i>~ Co-product basis</i>	127.1	132.9
			Andorinhas C1 Cash Costs (US\$/oz)	825	735
			NPAT (A\$m)	799	856
				18.6	(59) ²
					N/A

1. Comprises drawn amounts under the Investec Bank and ICBC (Argentina) S.A. debt facilities

2. After Karouni impairment charge of A\$61.4m

3. Based on Au:Ag ratio 1:74

Andorinhas Operations

- Underground mining scheduled to end in Q1 2015.
- Coruja Open Pit and stockpile treatment continues until June 2015.
- FY2015 guidance ~25,000oz gold.
- Very low closure costs.
- Continuous consultation with Community during closure process ~ Skills and equipment transfer within Troy Group wherever possible.
- AISC forecast to decline as open pit evolves and underground ramps down.



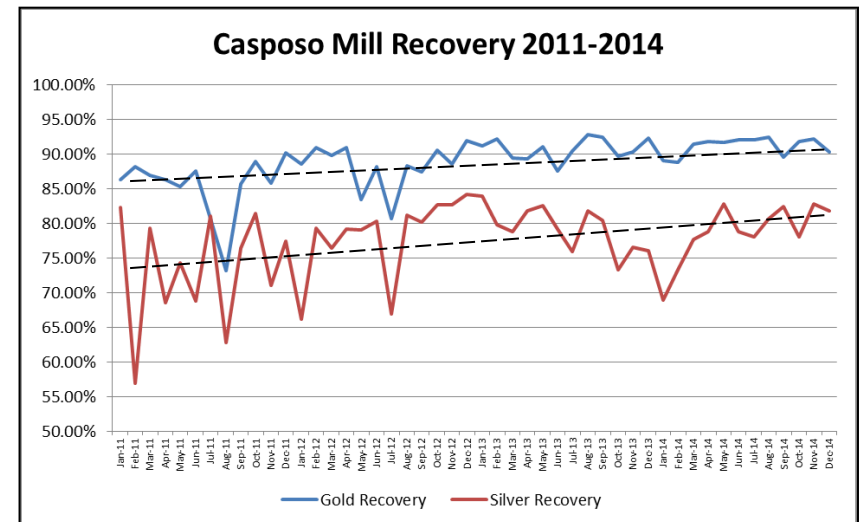
Andorinhas Scorecard

- FY2008 – FY2015 ~7 years.
- Project acquired with 126,300oz gold in Indicated and Inferred Resources.
- Exploration investment of US\$12.6M (85,764m drilling).
- 231,843oz of gold produced to date.
- Additional ~25,000oz from Coruja Pit and Shrink Stopping.
- Project cash flow to date US\$25.7M.
- Community Development Legacy including;
 - *Community health campaigns including providing freshwater for local schools and sponsorship for school recycling; provision of school equipment; an environmental park; a football stadium; rehabilitation of artesian mining activities; and a reforestation programme of more than 26,000 trees.*

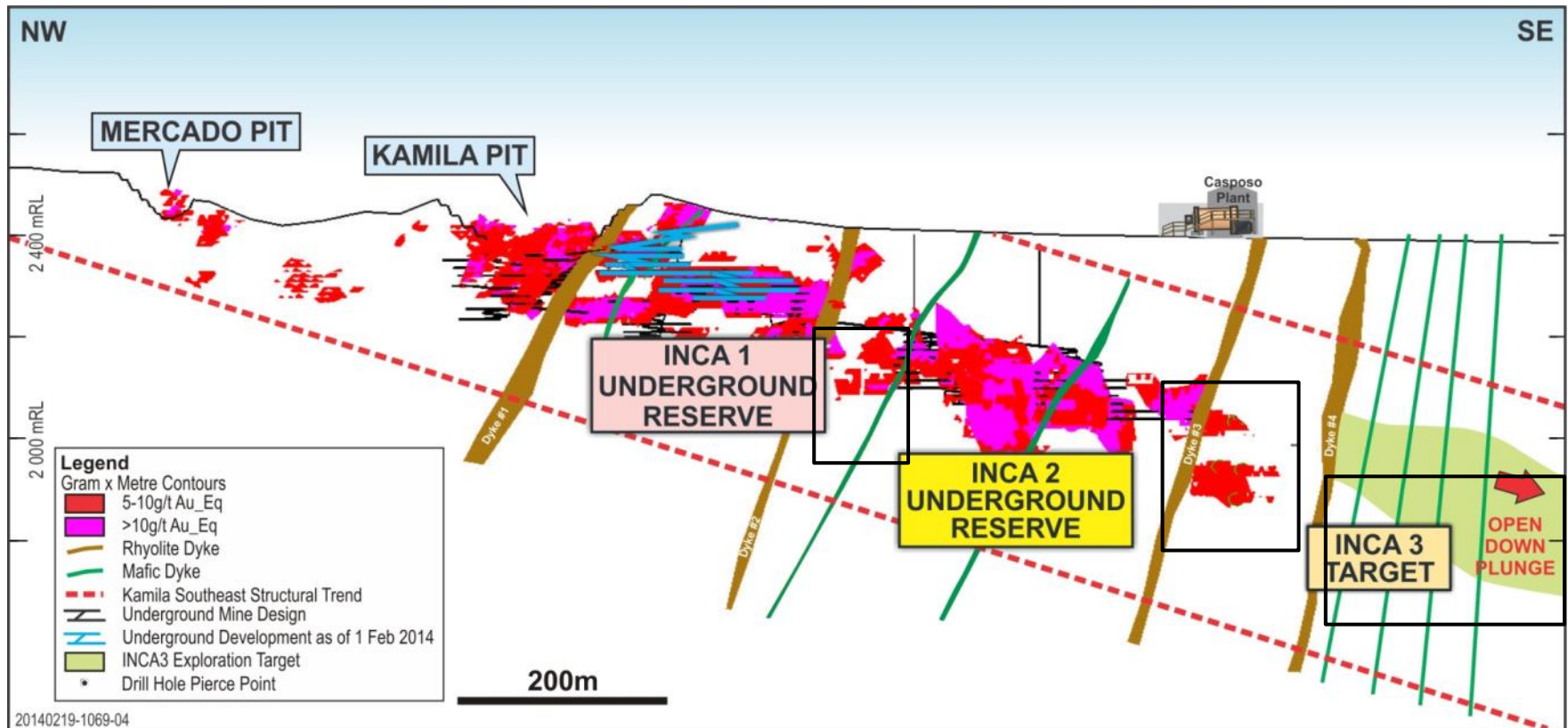


Casposo Operational Highlights

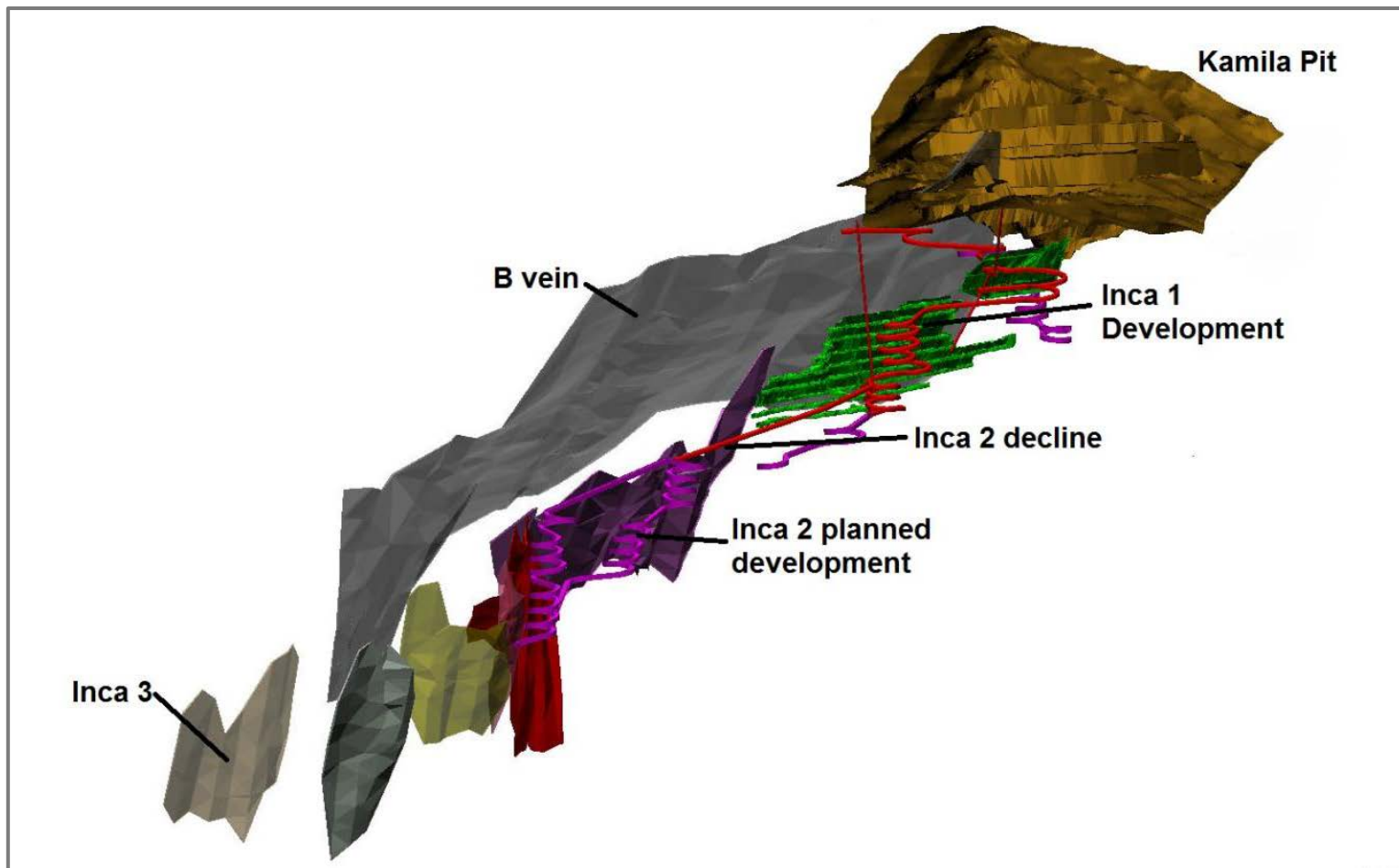
- Successful transition from Open Pit to Underground Operations.
- Ongoing development and training of Owner-Operate Underground Mining Team.
- FY14: Record gold equivalent production of 101,734oz at C1 Cash Costs of US\$735/oz. (*co-product basis*)
- Improved plant recoveries through changes to the leach circuit with silver up 9% and gold up 2.3% after alterations.
- FY15 Guidance: ~ 60,000oz Au, ~ 3.76Moz Ag or, 115,500oz Au_Eq (Au:Ag ratio 1:67).



Casposo Exploration Potential Along Strike to Southeast



Mine Life Extension

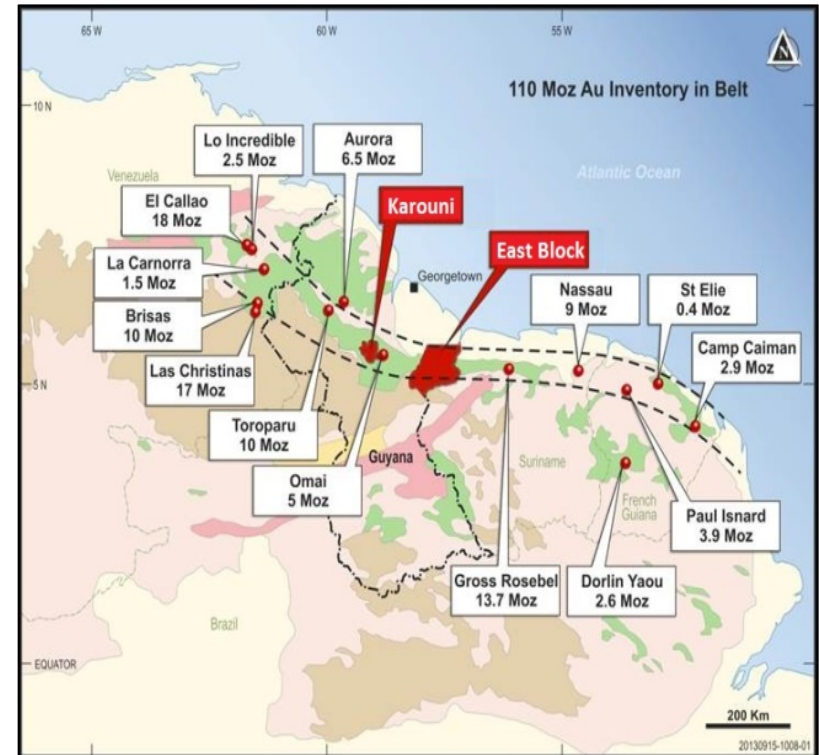


Karouni ~ The New “Frontier”

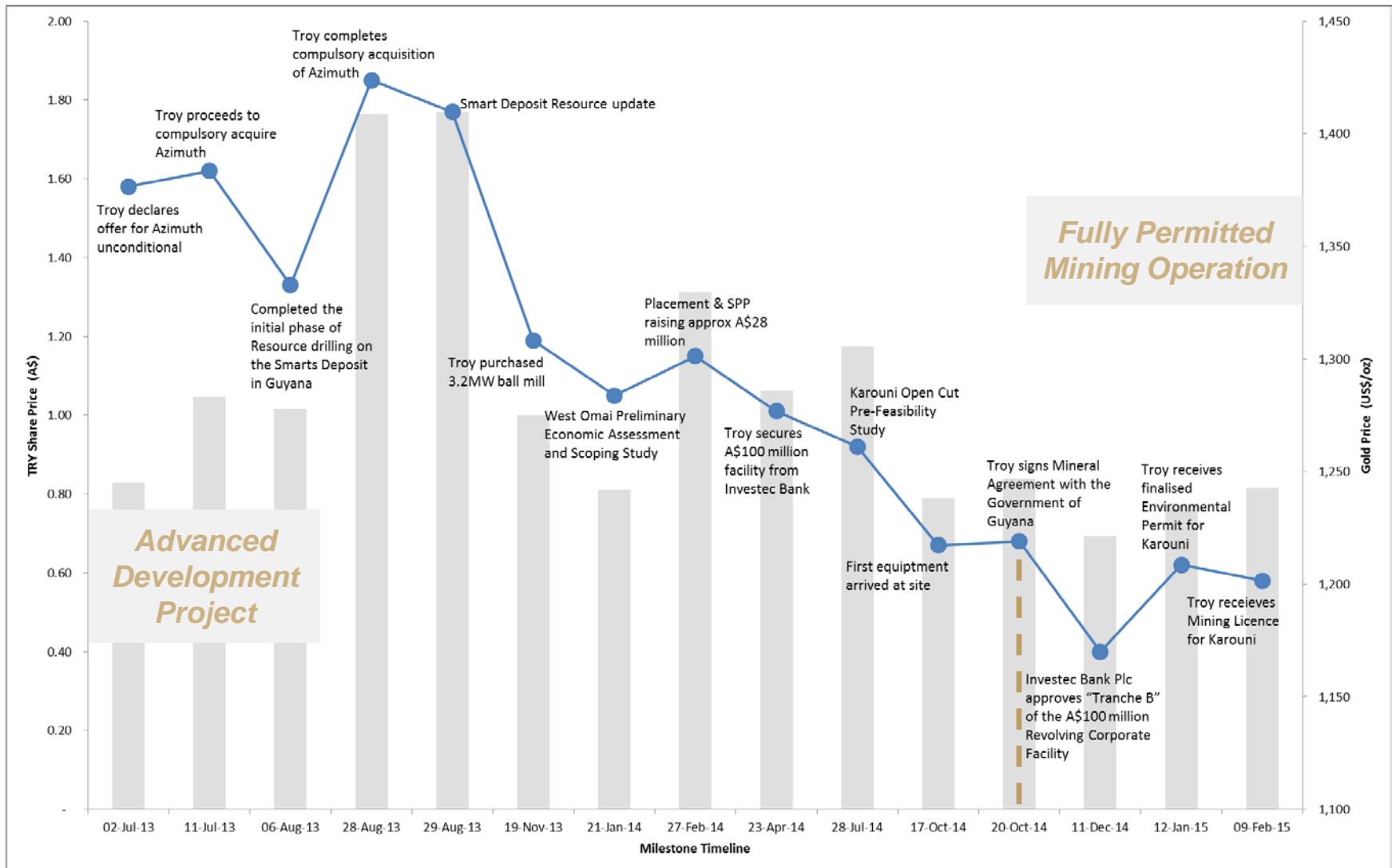


Karouni ~ The New “Frontier”

- Long history of major finds and operations within the Guyana Greenstone Shield Belt.
- Significant areas unexplored by modern exploration techniques.
- Favourable political stand on mining investment.
- Significant evidence of large gold systems from Artisanal Mining.
~ over 500,000oz/annum from this source according to official government reports.



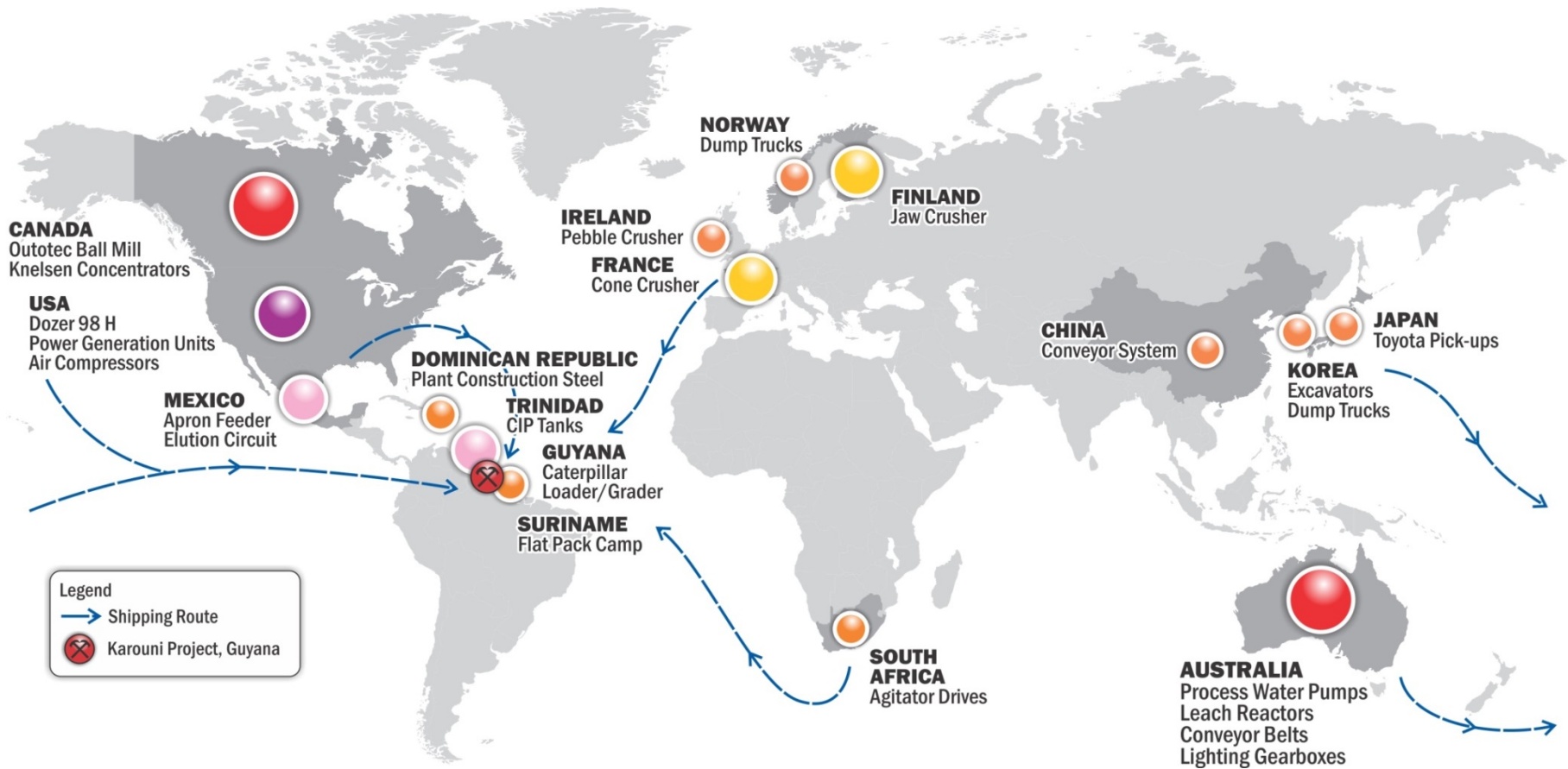
Karouni Project Development Milestones



Preliminary Feasibility Study – Open Cut Project Highlights (~US\$1,250/oz gold)

- Three year Open Pit mine life with annual average gold production of 101,000oz.
- Conventional CIL plant and gravity gold circuit treating a nominal 1Mtpa.
- Ore tonnes sourced: Smarts - 68% (1,774kt @ 4.7g/t) and Hicks - 32% (840kt @ 2.02g/t).
- Metallurgical recovery: 94%.
- AISC of ~ US\$630/oz.
- After tax payback of 1.2 years.
- After tax IRR of 50.2%.
- Build cost ~ **US\$70M**. Sustaining capital and capital spares over the life of mine of US\$6.4M.

Source Locations for Key Mine Equipment

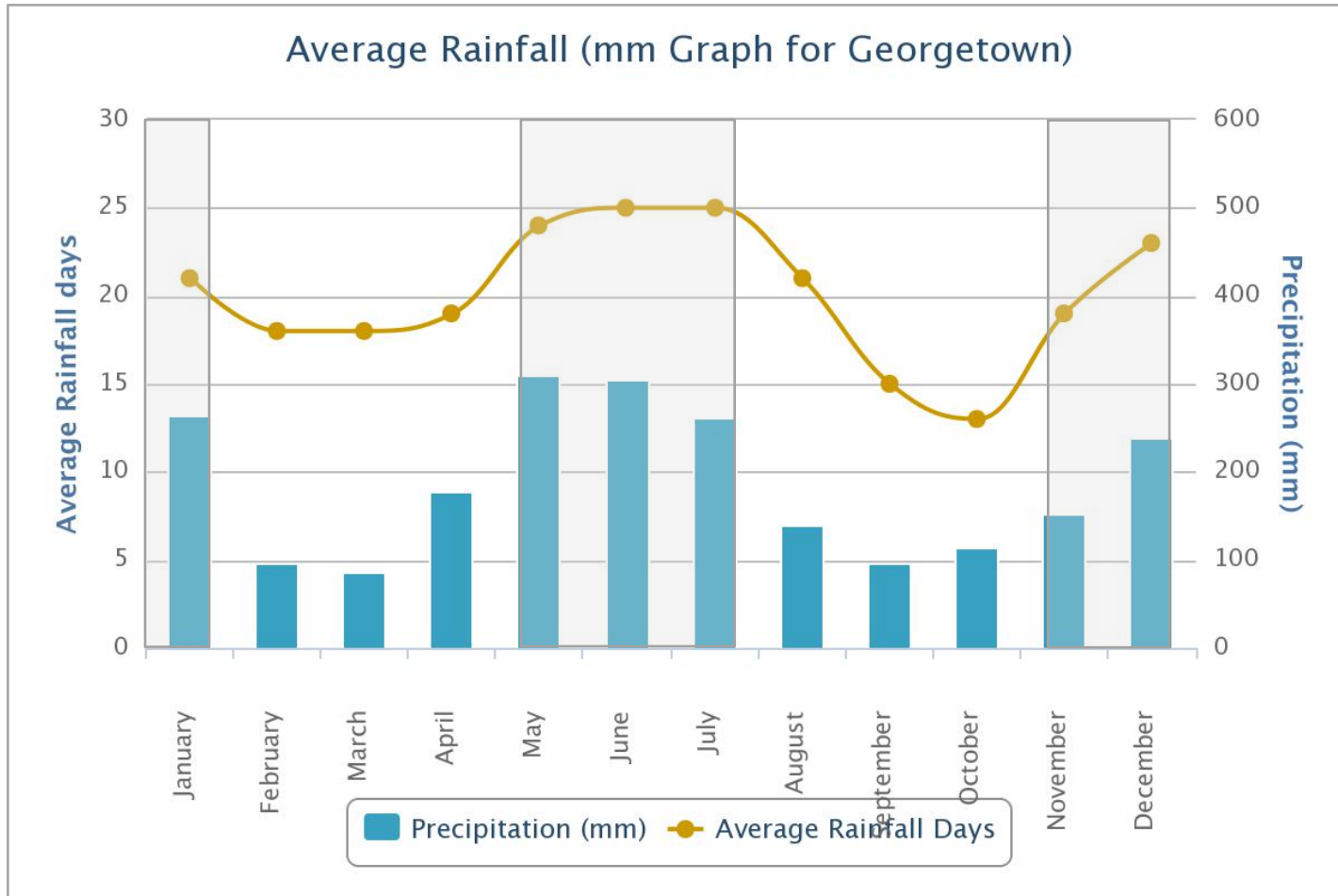


Karouni Construction Update (January 2015)

- **Mine Village** ~90% complete. Medical station in use. 328 workers on site.
- **Smarts Pits** – Surface clearing ~60% complete. Main water diversion channel ~50% complete. ~140,000bcm of pre-strip / overburden moved as borrow pit material. Haul road complete. Ready to mine.
- **Hicks Pits** – Surface clearing complete. Haul road complete. Grade control drilling underway. Ready to mine.
- **Plant** – Tailings Dam under construction. Leach and Detox Tanks complete. Tank bridges assembled & ready to install. All tank concrete including bund wall complete. Ball Mill foundation complete. Concreting Primary Crusher stand. Secondary Crusher foundation complete. Thickener base being formed for concrete. Power Station Gen Sets installed. Generator transformers installed. Stores building complete. Fuel farm under construction. Laboratory foundations complete. Main office building under construction. Chemicals on site end of April. Aerodrome re-certified and approved for night operation.



Average Rainfall




Note: Data reflects monthly rainfall statistics from 2000 to 2012.

Karouni Development Underway



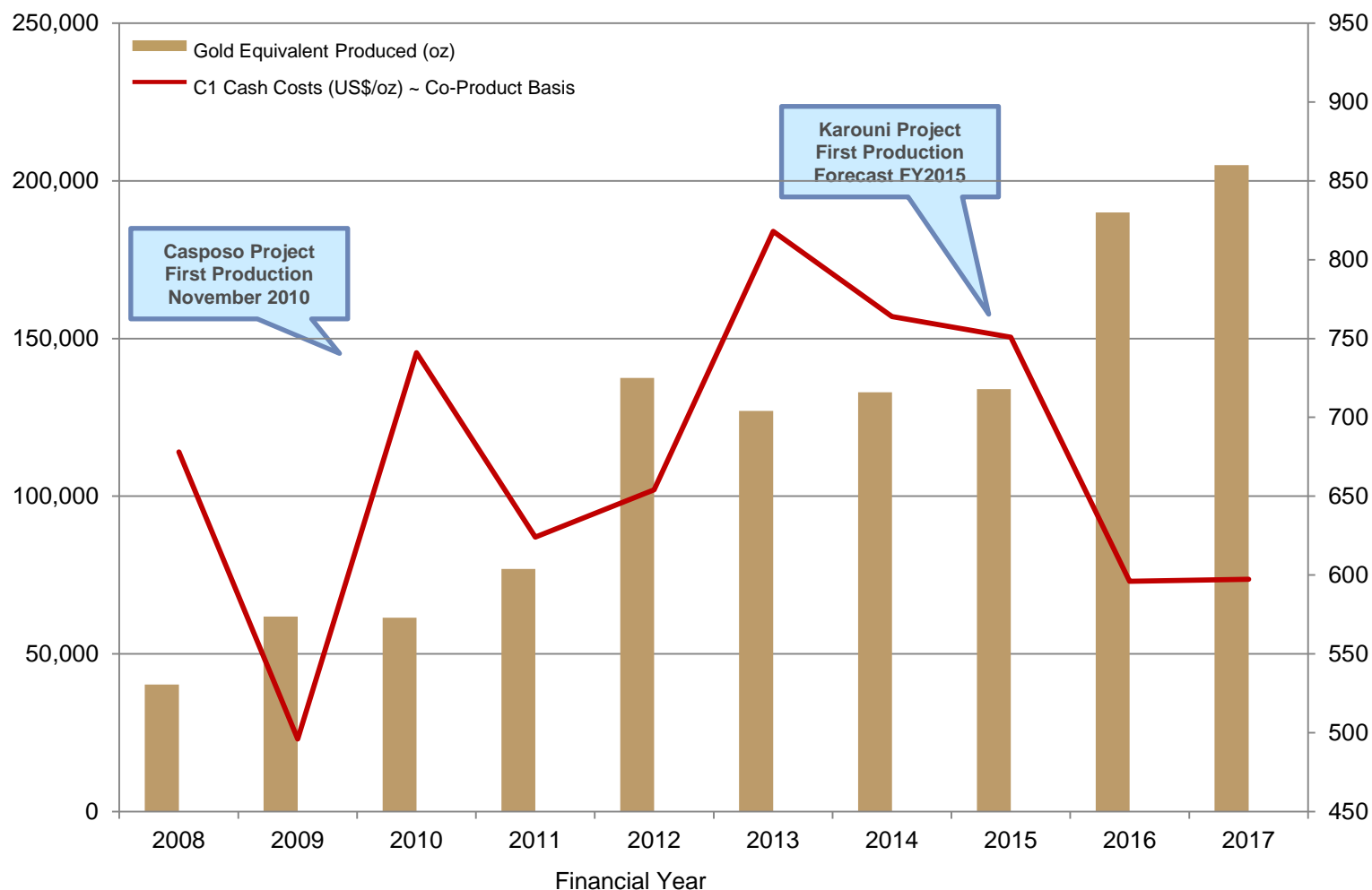
➤ Site preparation commenced 11 months ago, and...

Karouni Development Nears Completion

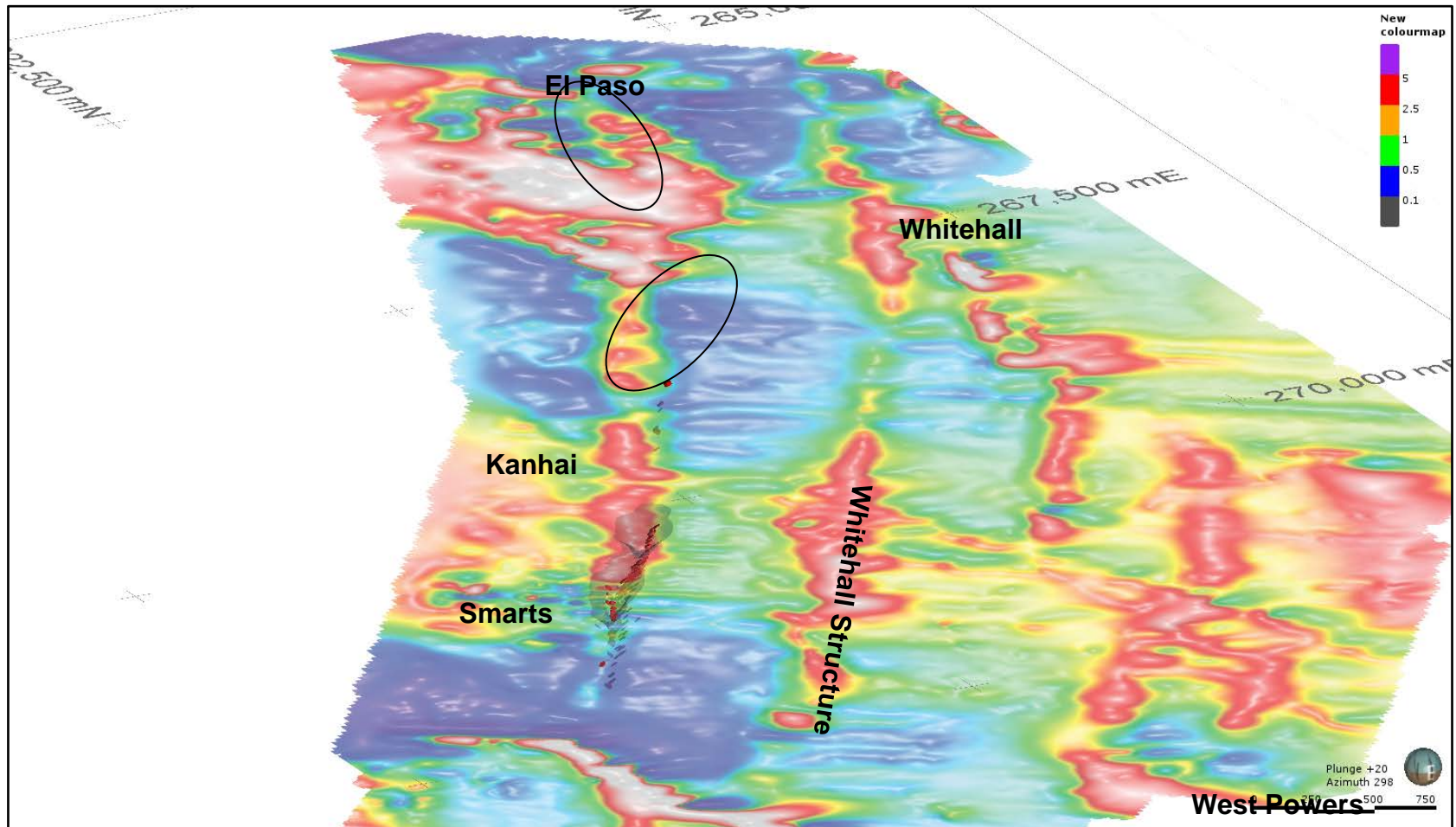


➤ Advanced Plant Construction and Open Pit Pre-Strip now in progress.

Troy Group Production History & Target Production Profile

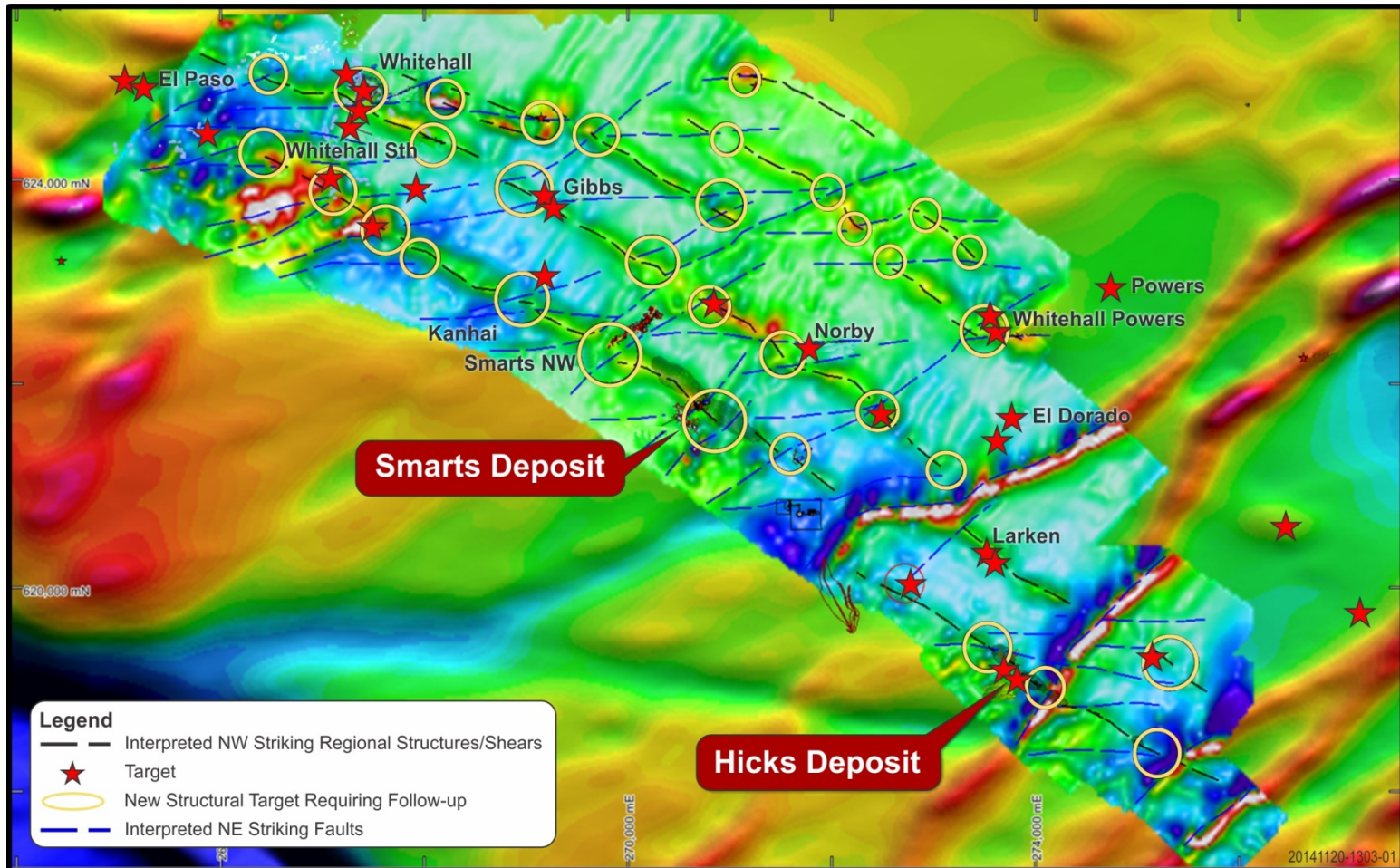


Karouni Exploration Model



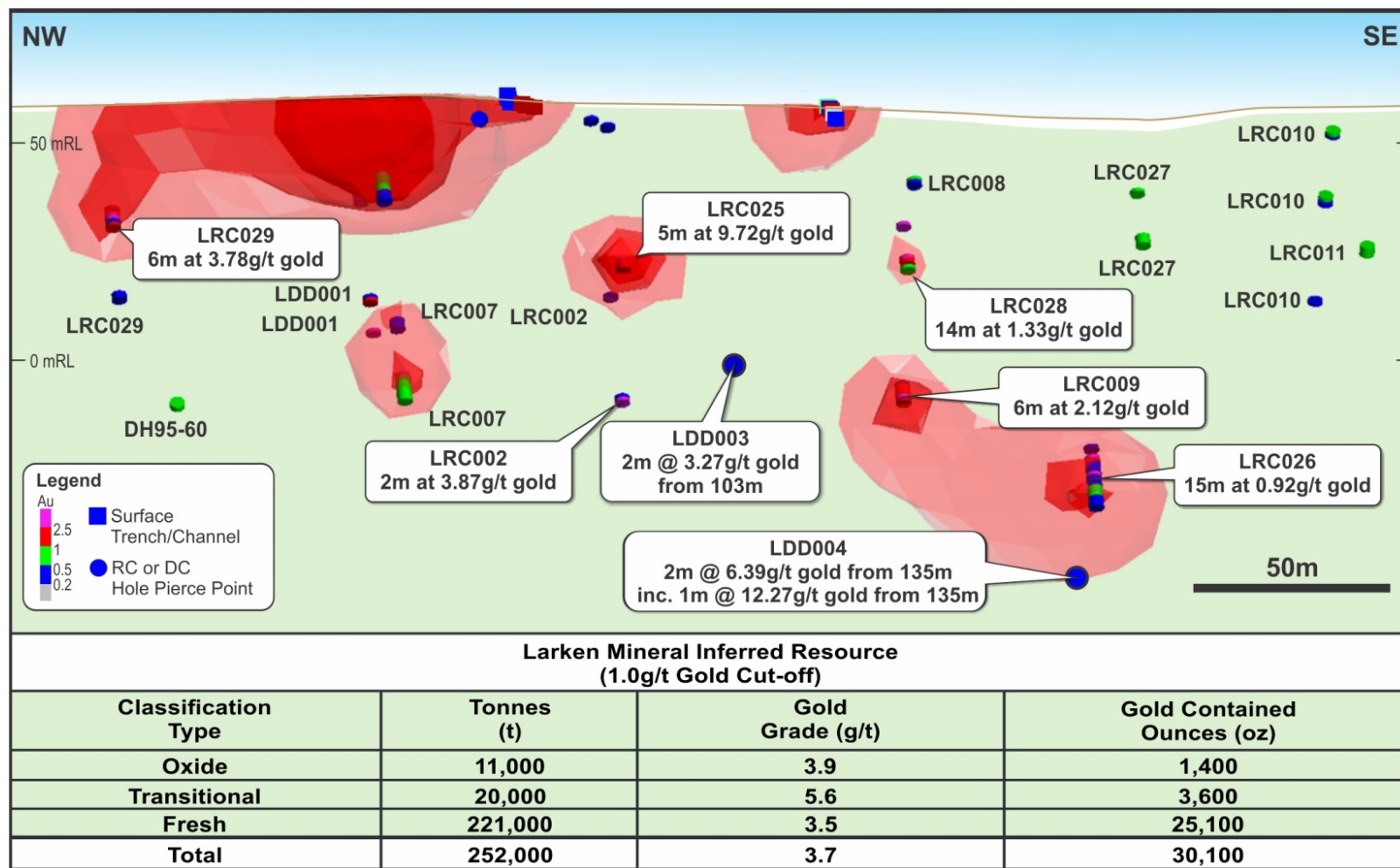
Smarts Structural Corridor – New Ground Magnetics Looking to Northwest

Karouni Exploration Model



Smarts – Hicks Main Corridor Targeting
New Ground Magnetics – Superimposed Over Aeromagnetics

Brownfields – Larken Longitudinal Section (currently 30Koz Inferred)



- Troy has an excellent “toolbox” with which to efficiently operate and grow the business.
- Outstanding track record of targeting and acquiring gold projects and executing their development and expansion.
- Development of Karouni is forecast to increase annual Group output to over 200,000oz. in FY 2016 (FY15 guidance: 140,000oz. Au_Eq basis).
- Casposo Underground reaching full capacity, but increasing dependence on silver production.
- Significant brownfields exploration potential at Karouni & Casposo.
- AISC for the Group once Karouni starts of <US\$900/oz. (Cash Costs US\$600/oz. on co-product basis).
- Continuous enrichment of the Troy Brand for adding sustainable value in the communities and regions in which we operate.

Competent Person's Statement

Karouni

The information in this presentation that relates to Exploration Results, Mineral Resources or Ore Reserves for the Karouni project is based on, and fairly represents, information and supporting documentation prepared by Mr Peter J Doyle, Vice President Exploration and Business Development of Troy, a Competent Person who is a Fellow of The Australasian Institute of Mining and Metallurgy and a "qualified person" under National Instrument 43 101 – "Standards of Disclosure for Mineral Projects". Mr Doyle has sufficient experience that is relevant to the style of mineralisation and type of deposit under consideration and to the activity being undertaken to qualify as a Competent Person as defined in the 2012 Edition of the 'Australasian Code for Reporting of Exploration Results, Mineral Resources and Ore Reserves'. Mr Doyle consents to the inclusion in the report of the matters based on his information in the form and context in which it appears. Mr Doyle is a full time employee of Troy.

The information relating to the Karouni Mineral Resource Estimate is extracted from the report entitled 'Smarts Deposit – Resource Update' created on 29 August 2013 (relodged 2 September 2013) and is available to view on www.troyres.com.au.

The information relating to the results of the Karouni Preliminary Economic Assessment/Scoping Study is extracted from the report entitled 'West Omai Preliminary Economic Assessment and Scoping Study' created on 21 January 2014 and is available to view on www.troyres.com.au.

The information relating to the results of the Karouni Pre-Feasibility Study is extracted from the report entitled Karouni Open-Cut Pre-Feasibility Study created on 28 July 2014 and is available to view on www.troyres.com.au and on SEDAR at sedar.com.

The Company confirms that it is not aware of any new information or data that materially affects the information included in the original market announcements relating to drill results, mineral resource estimates or studies and that all material assumptions and technical parameters underpinning the drill results and estimates in the relevant market announcements continue to apply and have not materially changed. The Company confirms that the form and context in which the Competent Person's findings are presented here have not been materially modified from the original market announcements.

WWW.TROYRES.COM.AU



TROY RESOURCES LIMITED

THANK YOU