



ABN 82 111 005 282

INTERIM FINANCIAL REPORT

for the half-year ended 31 December 2014

The information contained in this condensed report is to be read in conjunction with Dragon Mountain Gold Limited's 2014 annual report and announcements to the market by Dragon Mountain Gold Limited during the half-year period ending 31 December 2014

DRAGON MOUNTAIN GOLD LIMITED

AND CONTROLLED ENTITIES

ABN 82 111 005 282

INTERIM FINANCIAL REPORT 31 DECEMBER 2014

CORPORATE DIRECTORY

Current Directors

Robert Gardner	<i>Executive Chairman</i>
Paul Piercy	<i>Non-executive Director</i>
Duncan McBain	<i>Non-executive Director</i>

Company Secretary

Jay Stephenson

Registered Office

Street: 182 Claisebrook Road
Perth WA 6000
Postal: PO Box 52
West Perth WA 6872
Telephone: +61 (0)8 6141 3500
Facsimile: +61 (0)8 6141 3599
Email: info@dragonmountain.com.au
Website: www.dragonmountain.com.au

Securities Exchange

Australian Securities Exchange
Street: Level 40, Central Park
152 – 158 St Georges Terrace
Perth WA 6000
ASX Code: [DMG](#)

Solicitors to the Company

Hotchkin Hanly Lawyers
Postal: PO Box Z5004 St Georges Terrace
Perth WA 6831
Telephone: +61 0(8) 9218 7700

Share Registry










Computershare Registry Services
Street: Level 2, 45 St Georges Terrace
Perth WA 6000
Postal: GPO Box D182
Perth WA 6840
Telephone: 1300 850 505 (investors within
Australia)
+61 (0)8 9323 2000

Auditor

Crowe Horwarth Perth
Street: Level 6, 256 St Georges Terrace
Perth WA 6000
Postal: PO Box P1213
Perth WA 6844
Telephone: +61 0(8) 9481 1448

INTERIM FINANCIAL REPORT 31 DECEMBER 2014

CONTENTS

 Directors' Report	1
 Auditor's Independence Declaration	2
 Condensed Consolidated Statement of Profit or Loss and Other Comprehensive Income	3
 Condensed Consolidated Statement of Financial Position	4
 Condensed Consolidated Statement of Changes in Equity	5
 Condensed Consolidated Statement of Cash Flows	6
 Notes to the Condensed Consolidated Financial Statements	7
 Directors' Declaration	11
 Independent Auditor's Review Report	12

DRAGON MOUNTAIN GOLD LIMITED

AND CONTROLLED ENTITIES

ABN 82 111 005 282




INTERIM FINANCIAL REPORT 31 DECEMBER 2014

DIRECTORS' REPORT

Your Directors present their report together with the condensed consolidated financial statements Dragon Mountain Gold Limited (**the Company**) and its controlled entities (**the Group**) for the half-year ended 31 December 2014.

1. DIRECTORS

The names of Directors in office at any time during or since the end of the half-year are:

	Mr Robert Gardner	<i>Executive Chairman</i>
	Mr Paul Piercy	<i>Non-executive Director</i>
	Mr Duncan Robert M ^c Bain	<i>Non-executive Director</i>
	(the Board)	

Directors have been in office since the start of the financial year to the date of this report unless otherwise stated.

2. REVIEW OF OPERATIONS

During the financial year the Board continued to evaluate major projects in Australia and overseas with a view to securing a new project for the Group.

The Group had \$4,340,182 in cash reserves at the end of the half-year. Directors are continuing to manage the Group's cash flow in this difficult capital raising environment for junior exploration companies.

The Board are in the process of reviewing its strategy in order to find the right project that will benefit the Group going forward. The assessment and due diligence of projects needs to be done with these factors taken into consideration. The Board feels that it may be possible to take advantage of the current cash position to obtain a financially economic project.

2.1. Operating results

The consolidated loss of the Group for the half-year excluding minority equity interests amounted to \$298,656 (December 2013: \$352,929). The increase is wholly attributable to the reduction in interest received during the current financial year.

2.2. Financial position

The net assets of the Group have decreased by \$302,637 from \$4,891,227 at 30 June 2014 to \$4,588,590 at 31 December 2014.

As at 31 December 2014, the Group's cash and cash equivalents decreased from \$4,552,558 at 30 June 2014 by \$212,376 to \$4,340,182 and had working capital of \$4,384,688 (June 2014: \$4,685,099 working capital).

3. AUDITOR'S INDEPENDENCE DECLARATION

The lead auditor's independence declaration under section 307C of the *Corporations Act 2001* (Cth) for the half-year ended 31 December 2014 has been received and can be found on page 2 of the annual report.



ROBERT GARDNER

Chairman

Dated this Friday, 13 March 2015



AUDITOR'S INDEPENDENCE DECLARATION

In accordance with the requirements of section 307C of the Corporations Act 2001, as lead auditor for the review of Dragon Mountain Gold Limited for the half-year ended 31 December 2014, I declare that, to the best of my knowledge and belief, there have been:

- a) no contraventions of the auditor independence requirements of the Corporations Act 2001 in relation to the review; and
- b) no contraventions of any applicable code of professional conduct in relation to the review.

A handwritten signature in blue ink that reads "Crowe Horwath Perth".

Crowe Horwath Perth

A handwritten signature in blue ink, appearing to be "Cyrus Patell".

Cyrus Patell
Partner

Signed at Perth, 13th March 2015

Crowe Horwath Perth is a member of Crowe Horwath International, a Swiss verein. Each member of Crowe Horwath is a separate and independent legal entity. Liability limited by a scheme approved under Professional Standards Legislation other than for the acts or omissions of financial services licensees.

DRAGON MOUNTAIN GOLD LIMITED

AND CONTROLLED ENTITIES

ABN 82 111 005 282

INTERIM FINANCIAL REPORT 31 DECEMBER 2014

**CONDENSED CONSOLIDATED STATEMENT OF PROFIT OR LOSS
AND OTHER COMPREHENSIVE INCOME
FOR THE HALF-YEAR ENDED 31 DECEMBER 2014**

	Note	31 December 2014 \$	31 December 2013 \$
Continuing operations			
Revenue		80,081	106,809
Other income		-	1,413
		80,081	108,222
Accounting and secretarial fees		(84,948)	(57,764)
Computers and communications		(11,114)	(17,889)
Depreciation expenses		(8,587)	(9,729)
Employee benefits expenses		(220,391)	(283,369)
Exploration expenditure written-off		-	(28,465)
Impairment		(5,352)	-
Insurance fees		(10,557)	(16,178)
Legal and consultancy fees		(18,111)	(9,892)
Occupancy expenses		(3,074)	(3,909)
Regulatory expenses		(13,563)	(18,930)
Travel and accommodation expenses		(5,876)	(13,064)
Other expenses		(564)	(1,962)
Loss before tax		(302,056)	(352,929)
Income tax benefit /(expenses)		3,400	-
Loss from continuing operations		(298,656)	(352,929)
Other comprehensive income, net of income tax			
☞ Items that will not be reclassified subsequently to profit or loss		-	-
☞ Items that may be reclassified subsequently to profit or loss:			
Foreign currency movement		-	-
Other comprehensive income for the half-year, net of tax		-	-
Total comprehensive income attributable to members of the parent entity		(298,656)	(352,929)
Loss per share:		¢	¢
Basic loss per share (cents per share)		(0.11)	(0.13)

The condensed consolidated statement of profit or loss and other comprehensive income is to be read in conjunction with the accompanying notes.

**CONDENSED CONSOLIDATED STATEMENT OF FINANCIAL POSITION
AS AT 31 DECEMBER 2014**

	Note	31 December 2014 \$	30 June 2014 \$
Current assets			
Cash and cash equivalents	2	4,340,182	4,552,558
Trade and other receivables	3	108,147	144,285
Other current assets		16,511	18,592
Total current assets		4,464,840	4,715,435
Non-current assets			
Plant and equipment		203,902	206,128
Exploration and evaluation assets	4	-	-
Total non-current assets		203,902	206,128
Total assets		4,668,742	4,921,563
Current liabilities			
Trade and other payables	6	80,152	30,336
Total current liabilities		80,152	30,336
Total liabilities		80,152	30,336
Net assets		4,588,590	4,891,227
Equity			
Issued capital	7	33,081,803	33,081,803
Reserves		(3,981)	-
Accumulated losses		(28,489,232)	(28,190,576)
Total equity		4,588,590	4,891,227

The condensed consolidated statement of financial position is to be read in conjunction with the accompanying notes.

DRAGON MOUNTAIN GOLD LIMITED

AND CONTROLLED ENTITIES

ABN 82 111 005 282

INTERIM FINANCIAL REPORT 31 DECEMBER 2014

CONDENSED CONSOLIDATED STATEMENT OF CHANGES IN EQUITY FOR THE HALF-YEAR ENDED 31 DECEMBER 2014

Note	Issued Capital \$	Accumulated Losses \$	Foreign Exchange Translation Reserve \$	Total \$
Balance at 1 July 2013	33,081,803	(27,951,106)	320,164	5,450,861
Loss for the half-year attributable owners of the parent	-	(352,929)	-	(352,929)
Other comprehensive income for the half-year attributable owners of the parent	-	-	(2,594)	(2,594)
Total comprehensive income for the half-year attributable owners of the parent	-	(352,929)	(2,594)	(355,523)
Transaction with owners, directly in equity				
Shares issued during the half-year	-	-	-	-
Transaction costs	-	-	-	-
Options issued during the half-year	-	-	-	-
Balance at 31 December 2013	33,081,803	(28,304,035)	317,570	5,095,338
Balance at 1 July 2013	33,081,803	(28,190,576)	-	4,891,227
Loss for the half-year attributable owners of the parent	-	(298,656)	1,439	(297,217)
Other comprehensive income for the half-year attributable owners of the parent	-	-	(5,420)	(5,420)
Total comprehensive income for the half-year attributable owners of the parent	-	(298,656)	(3,981)	(302,637)
Transaction with owners, directly in equity				
Shares issued during the half-year	-	-	-	-
Transaction costs	-	-	-	-
Options issued during the half-year	-	-	-	-
Balance at 31 December 2014	33,081,803	(28,489,232)	(3,981)	4,588,590

The consolidated statement of changes in equity is to be read in conjunction with the accompanying notes.

**CONDENSED CONSOLIDATED STATEMENT OF CASH FLOWS
FOR THE HALF-YEAR ENDED 31 DECEMBER 2014**

	Note	31 December 2014 \$	31 December 2013 \$
Cash flows from operating activities			
Receipts from customers		-	1,413
Payments to suppliers and employees		(231,927)	70,374
Interest received		26,038	(330,847)
Income tax paid		(126)	-
Net cash used in operating activities		(206,015)	(259,060)
Cash flows from investing activities			
Purchase of property, plant and equipment		(6,361)	(170,959)
Payments for exploration expenditure		-	(38,525)
Net cash used in investing activities		(6,361)	(209,484)
Cash flows from financing activities			
Receipts from/(payments for) held to maturity investments		-	-
Net cash provided by financing activities		-	-
Net decrease in cash held		(212,376)	(468,544)
Cash and cash equivalents at the beginning of the period		4,552,558	5,457,140
Effects of exchange rate changes on the balance of cash held in foreign currencies		-	(2,594)
Cash and cash equivalents at 31 December	2	4,340,182	4,986,002

The condensed consolidated statement of cash flows is to be read in conjunction with the accompanying notes.

DRAGON MOUNTAIN GOLD LIMITED

AND CONTROLLED ENTITIES

ABN 82 111 005 282

INTERIM FINANCIAL REPORT 31 DECEMBER 2014

NOTES TO THE CONDENSED CONSOLIDATED FINANCIAL STATEMENTS FOR THE HALF-YEAR ENDED 31 DECEMBER 2014

NOTE 1 STATEMENT OF SIGNIFICANT ACCOUNTING POLICIES

These are the condensed consolidated financial statements and notes of Dragon Mountain Gold Limited (**the Company**) and its controlled entities (**the Group**). Dragon Mountain Gold is a public company incorporated in Australia whose shares are publicly traded on the Australian Securities Exchange.

The financial statements were authorised for issue on 13 March 2015 by the Directors of the Company.

a. Basis of preparation

This interim financial report is intended to provide users with an update on the latest annual financial statements of Dragon Mountain Gold Limited and controlled entities. As such, it does not contain information that represents relatively insignificant changes occurring during the half-year within the Group. It is therefore recommended that this financial report be read in combination with the annual financial statements of the Group for the year ended 30 June 2014, together with any public announcements made during the half-year.

i. Statement of compliance

The half-year financial report is a general purpose financial report prepared in accordance with the *Corporations Act 2001* and AASB 134 'Interim Financial Reporting'. Compliance with AASB 134 ensures compliance with International Financial Reporting Standard IAS 34 'Interim Financial Reporting'. The half-year report does not include notes of the type normally included in an annual financial report and shall be read in conjunction with the most recent annual financial report.

ii. Financial position

The consolidated financial statements have been prepared on the basis of historical cost. Cost is based on the fair values of the consideration given in exchange for assets. All amounts are presented in Australian dollars, unless otherwise noted.

iii. Accounting Policies

The same accounting policies and methods of computation have been followed in this interim financial report as were applied in the most recent annual financial statements, except in relation to the matters discussed below.

b. Critical Accounting Estimates and Judgments

The critical estimates and judgements are consistent with those applied and disclosed in the 30 June 2014 annual report.

c. New and Amended Standards Adopted by the Company Applicable to the Current Half-Year Reporting Period

For the half-year ended 31 December 2014, the Company has reviewed all of the New and Amended Standards and Interpretations issued by the AASB that are relevant to the its operations and effective for annual reporting periods beginning on or after 1 January 2015.

It has been determined by the Company that there is no impact, material or otherwise, of the New and Amended Standards and Interpretations on its business, and therefore, no changes are required to the Company's accounting policies.

**NOTES TO THE CONDENSED CONSOLIDATED FINANCIAL STATEMENTS
FOR THE HALF-YEAR ENDED 31 DECEMBER 2014**

NOTE 2 CASH AND CASH EQUIVALENTS

	31 December 2014	30 June 2014
	\$	\$
Cash at bank	38,027	130,490
Short-term term deposits	4,302,155	4,422,068
	4,340,182	4,552,558

NOTE 3 TRADE AND OTHER RECEIVABLES

	31 December 2014	30 June 2014
	\$	\$
Current		
Value-added tax receivable	37,881	69,125
Other receivables	70,266	75,160
	108,147	144,285

a. Value-added tax (VAT) is a generic term for the broad-based consumption taxes that the Group is exposed to such as: Australia (GST) and in China (VAT).

NOTE 4 EXPLORATION AND EVALUATION ASSETS

	31 December 2014	30 June 2014
	\$	\$
a. Exploration and evaluation phase at cost		
Balance at the beginning of period	-	-
Expenditure during the period	-	28,465
Exploration impairment	-	(28,465)
Carrying amount at the end of period	-	-

NOTE 5 PLANT AND EQUIPMENT

	31 December 2014	30 June 2014
	\$	\$
Non-current		
Furniture and fittings	16,740	16,740
Accumulated depreciation	(9,300)	(8,949)
	7,440	7,791
Office equipment	54,213	54,213
Accumulated depreciation	(47,656)	(46,565)
	6,557	7,648
Leasehold improvements	211,499	205,138
Accumulated amortisation	(21,594)	(14,449)
	189,905	190,689
Software	4,940	4,940
Accumulated depreciation	(4,940)	(4,940)
	-	-
Total plant and equipment	203,902	206,128

DRAGON MOUNTAIN GOLD LIMITED

AND CONTROLLED ENTITIES

ABN 82 111 005 282

INTERIM FINANCIAL REPORT 31 DECEMBER 2014

NOTES TO THE CONDENSED CONSOLIDATED FINANCIAL STATEMENTS FOR THE HALF-YEAR ENDED 31 DECEMBER 2014

NOTE 6 TRADE AND OTHER PAYABLES

Current

Unsecured

Trade payables

Other creditors and accruals

31 December 2014	30 June 2014
\$	\$
64,254	30,169
15,898	167
80,152	30,336

a. Trade payables are non-interest bearing and usually settled within the lower of terms of trade or 30 days.

NOTE 7 ISSUED CAPITAL

Note

The Company has issued share capital amounting to 263,530,515 (June 2014: 263,530,515) fully paid ordinary shares at no par value.

7a

31 December 2014	30 June 2014
\$	\$
33,081,803	33,081,803

a. Ordinary shares

At the beginning of the reporting period

At reporting date

31 December 2014	30 June 2014
\$	\$
33,081,803	33,081,803
33,081,803	33,081,803

At the beginning of the reporting period

At reporting date

31 December 2014 No.	30 June 2014 No.
263,530,515	263,530,515
263,530,515	263,530,515

The Company does not have authorised capital in respect to its issued shares.

The holders of ordinary shares are entitled to receive dividends as declared from time to time and the proceeds on winding up of the parent entity in proportion to the number of shares held. At the shareholders' meetings, each ordinary share is entitled to one vote when a poll is called; otherwise each shareholder has one vote on a show of hands.

NOTE 8 EVENTS SUBSEQUENT TO REPORTING DATE

There have been no material events subsequent to reporting date

NOTE 9 COMMITMENTS

There is no change in the Company's commitments or contingencies reported at 30 June 2014.

NOTES TO THE CONDENSED CONSOLIDATED FINANCIAL STATEMENTS FOR THE HALF-YEAR ENDED 31 DECEMBER 2014

NOTE 10 RELATED PARTY TRANSACTIONS

a. Key management personnel (KMP) compensation

The totals of remuneration paid to KMP during the half-year are as follows:

	31 December 2014 \$	31 December 2013 \$
Short-term employee benefits	210,607	227,259
Other short-term benefits	-	-
Post-employment benefits	1,289	2,313
Share-based payments	-	-
Other long-term benefits	-	-
Termination benefits	-	-
Total	211,896	229,572

b. Other related party transactions

Transactions between related parties are on normal commercial terms and conditions no more favourable than those available to other parties unless otherwise stated.

Transactions with Key Management Personnel:



Fastwitch Enterprises Pty Ltd

Fastwitch Enterprises Pty Ltd, a company controlled by Mr Gardner, received payments of \$177,125 (Dec 2013: \$177,125) for director's fees and consulting services provided by Mr Gardner in respect of the Company's operations. These services are provided directly and indirectly by Mr Gardner and are therefore reported in note 10a above. Balances reported in this note 10b represent reimbursements of Company costs paid directly by Mr Gardner.

18,285 36,894



Wolfstar Group Corporate Management

Wolfstar Group Corporate Management, a company jointly controlled by Mr Stephenson, provides financial services and company secretarial services to the Company. These services are provided directly and indirectly by Mr Stephenson and have therefore not been included in note 10a above.

53,252 24,000

NOTE 11 OPERATING SEGMENTS

a. Identification of reportable segments

The Group has identified its operating segments based on the internal reports that are provided to the Board of Directors on a regular basis and in determining the allocation of resources. Management continually assesses the Group's segments and has identified the operating segments based on the one principal location based on geographical areas and therefore different regulatory environments – Australia (December 2013: China). The Group operates predominantly in the minerals exploration and evaluation industry.

Due to its reduced activity, the Group currently operates materially in one business segment being and one geographical segment as described above. Accordingly, the financial information presented in the statement of comprehensive income and statement of financial position is the same as that presented to the chief operating decision maker.

NOTE 12 FINANCIAL INSTRUMENTS

The Group's financial instruments consist of those which are measured at amortised cost including trade and other receivables and trade and other payables. The carrying amount of these financial assets and liabilities approximate their fair value.

DRAGON MOUNTAIN GOLD LIMITED

AND CONTROLLED ENTITIES

ABN 82 111 005 282

INTERIM FINANCIAL REPORT 31 DECEMBER 2014

DIRECTORS' DECLARATION

The Directors of the Group declare that:

1. The condensed financial statements and notes, as set out on pages 3 to 10, are in accordance with the *Corporations Act 2001* and:
 - (a) comply with Accounting Standard AASB 134: *Interim Financial Reporting*; and
 - (b) give a true and fair view of the financial position as at 31 December 2014 and of the performance for the half-year ended on that date of the Consolidated Group.
2. In the Directors' opinion there are reasonable grounds to believe that the Group will be able to pay its debts as and when they become due and payable.

This declaration is made in accordance with a resolution of the Board of Directors made pursuant to section 303(5) of the *Corporations Act 2001* and is signed for and on behalf of the directors by:



ROBERT GARDNER

Chairman

Dated this Friday, 13 March 2015



**INDEPENDENT AUDITOR'S REVIEW REPORT
TO THE MEMBERS OF DRAGON MOUNTAIN GOLD LIMITED**

Report on the Half-Year Financial Report

We have reviewed the accompanying half-year financial report of Dragon Mountain Gold Ltd and its controlled entities (the consolidated entity) which comprises the condensed consolidated statement of financial position as at 31 December 2014, the condensed consolidated statement of profit or loss and other comprehensive income, condensed consolidated statement of changes in equity, the condensed consolidated statement of cash flows for the half-year ended on that date, notes comprising a summary of significant accounting policies and other explanatory information and the Directors' declaration.

Directors' Responsibility for the Financial Report

The Directors of Dragon Mountain Gold Limited (the company) are responsible for the preparation of the half-year financial report that gives a true and fair view in accordance with Australian Accounting Standards and the *Corporations Act 2001* and for such control as the Directors determine is necessary to enable the preparation of the half-year financial report that is free from material misstatement, whether due to fraud or error.

Auditor's Responsibility

Our responsibility is to express a conclusion on the half-year financial report based on our review. We conducted our review in accordance with Auditing Standard on Review Engagements ASRE 2410: *Review of a Financial Report*, in order to state whether, on the basis of the procedures described, we have become aware of any matter that makes us believe that the financial report is not in accordance with the *Corporations Act 2001* including giving a true and fair view of Dragon Mountain Gold Limited and its controlled entities' financial position as at 31 December 2014 and its performance for the half-year ended on that date, and complying with Accounting Standard AASB 134: Interim Financial Reporting and the *Corporations Regulations 2001*. As the auditor of Dragon Mountain Gold Limited and its controlled entities, ASRE 2410 requires that we comply with the ethical requirements relevant to the audit of the annual financial report.

A review of a half-year financial report consists of making enquiries, primarily of persons responsible for financial and accounting matters, and applying analytical and review procedures. A review is substantially less in scope than an audit conducted in accordance with Australian Auditing Standards and consequently does not enable us to obtain assurance that we would become aware of all significant matters that might be identified in an audit. Accordingly, we do not express an audit opinion.

Independence

In conducting our review, we have complied with the independence requirements of the *Corporations Act 2001*.

Crowe Horwath Perth is a member of Crowe Horwath International, a Swiss Verein. Each member of Crowe Horwath is a separate and independent legal entity. Liability limited by a scheme approved under Professional Standards Legislation other than for the acts or omissions of financial services licensees.

DRAGON MOUNTAIN GOLD LIMITED

AND CONTROLLED ENTITIES

ABN 82 111 005 282

INTERIM FINANCIAL REPORT 31 DECEMBER 2014



Conclusion

Based on our review, which is not an audit, we have not become aware of any matter that makes us believe that the half-year financial report of Dragon Mountain Gold Limited and its controlled entities is not in accordance with the *Corporations Act 2001* including:

- (i) giving a true and fair view of the consolidated entity's financial position as at 31 December 2014 and of its performance for the half-year ended on that date; and
- (ii) complying with AASB 134: Interim Financial Reporting and the Corporations Regulations 2001.

A handwritten signature in blue ink that reads "Crowe Horwath Perth".

Crowe Horwath Perth

A handwritten signature in blue ink, likely belonging to Cyrus Patell.

Cyrus Patell
Partner

Signed at Perth, 13th March 2015

Crowe Horwath Perth is a member of Crowe Horwath International, a Swiss verein. Each member of Crowe Horwath is a separate and independent legal entity. Liability limited by a scheme approved under Professional Standards Legislation other than for the acts or omissions of financial services licensees.

