



ASX Announcement

30 April 2015

ASX Code: VKA

Quarterly Report for the period ended 31 March 2015

During the three months to 31 March, 2015, Perth-based Viking Mines Ltd (Viking or the Company) activity was restricted to progressing the mining lease approvals process for Berkh Uul and discussions with interested parties in the Company's Ghanaian gold projects.

1. Berkh Uul Coal Project (Mongolia, VKA 100%)

No on-ground work was undertaken during the quarter due to the winter field recess in Mongolia.

The Mongolian Government has been in the process of reviewing and amending the Law on Prohibiting Mineral Exploration and Extraction Near Water Sources, Protected Areas and Forests (commonly referred to as the "Long Name Law"). Following recent announcements, including a Government Resolution that licence areas in headwater zones and river basins are to be annexed and revoked, the Company has been advised by the Ministry of Tourism, Green Development and Environment that approximately 53% of the Berkh Uul prospecting licence falls within a headwaters of rivers zone. This government determination may impact upon the Company's current coal resource and Viking has been invited to commence discussions on this matter with the Mineral Resource Authority of Mongolia (MRAM).

Notwithstanding the above, the Company will continue its engagement of Mongolian specialist consultants to progress the Berkh Uul mining lease application process.

2. Akoase Gold Project (Ghana, VKA 100%)

No field work was undertaken during the quarter. However several prospective project funding partners, and/or purchasers of the project, made site visits to assess the project's production potential. Discussions with various groups regarding either selling or funding the project continue.

3. Other Projects

No field activity was undertaken on any other Company project areas during the quarter. The Company's interest in the Buduun 1 and Buduun 2 properties in Mongolia were relinquished during the quarter following a technical review.



4. Corporate

A number of Mongolian located project farm-in opportunities were considered during the quarter. None are currently at an advanced stage of consideration. Viking will continue to pursue these and any other opportunities, which are complementary to its existing project portfolio.

Following the completion of a strategic review of the Ghanaian gold projects last quarter, a number of parties have expressed interest in acquiring these assets. Confidential access to Viking's detailed project data has been arranged for these parties, and discussions are ongoing.

Jack Gardner
Executive Chairman

For further information please contact:
www.vikingmines.com
info@vikingmines.com

Company
Jack Gardner
Executive Chairman
+61 8 6313 5151

Corporate Advisor
Matthew Howison
Emerald Partners Pty Ltd
+61 2 9251 5067

Competent Persons Statement: The information in this Public Report that relates to gold Exploration Results, Mineral Resources or Ore Reserves is based on information compiled by Mr Peter McMickan, who is a Member of the Australasian Institute of Mining and Metallurgy. Mr McMickan is a full time employee of Viking Mines Limited. Mr McMickan has sufficient experience that is relevant to the style of mineralization and type of deposit under consideration and to the activity that he is undertaking to qualify as a Competent Person as defined in the 2012 Edition of the Australasian Code for Reporting of Exploration Results, Mineral Resources and Ore Reserves. Mr McMickan consents to the inclusion in the report of the matters based on his information in the form and context in which it appears.

The information in this Public Report that relates to coal Exploration Results, Mineral Resources or Ore Reserves is based on information compiled by Mr David Lorge, who is a Member of the Society of Mining, Metallurgy, and Exploration Inc. (SME) and a Fellow of the Society of Economic Geologists (SEG). Mr Lorge is a full time employee of RSC Consultants. Mr Lorge has sufficient experience that is relevant to the style of mineralization and type of deposit under consideration and to the activity that he is undertaking to qualify as a Competent Person as defined in the 2012 Edition of the Australasian Code for Reporting of Exploration Results, Mineral Resources and Ore Reserves. Mr Lorge consents to the inclusion in the report of the matters based on his information in the form and context in which it appears.

Forward Looking Statements: This document may include forward looking statements. Forward looking statements may include, but are not limited to statements concerning Viking Ashanti Limited's planned exploration programs and other statements that are not historical facts. When used in this document, words such as "could", "plan", "estimate", "expect", "intend", "may", "potential", "should", and similar expressions are forward looking statements. Although Viking Ashanti Limited believes that its expectations reflected in these forward looking statements are reasonable, such statements involve risks and uncertainties and no assurance can be given that actual results will be consistent with these forward looking statements.



About the Berkh Uul Coal Project

Berkh Uul is located 400 km north of Ulaanbaatar in north-eastern Mongolia within the Orkhon-Selenge coal district and within 20km of the Russian border (Figures 1 and 3). The project is within 40km of rail access into Russian off-take markets, in close proximity to water, infrastructure and transport.

The deposit consists of shallow, consistent coal seams of high quality bituminous coal amenable to low strip ratio open pit mining.

Discussions with nearby cement works and power stations confirm a local industrial demand for unwashed Berkh Uul coal, due to its low ash and relatively high calorific value. To date four Memoranda of Understanding for the supply of coal from Berkh Uul have been signed with local industrial end-users.

On 17 March, 2014, Viking announced a new Indicated and Inferred coal resource estimate, classified in accordance with the JORC (2012) Code, for the Berkh Uul coal project. The resource estimate was completed by consultancy group, RungePincockMinarco Ltd, and totals 38.3 Mt. Of this, 21.4Mt is classified as Indicated and 16.9Mt classified as Inferred. The coal is bituminous in rank (ASTM classification) with average in situ quality as follows: Total Moisture 19.8%, Calorific Value 5,323 kcal/kg (air dried basis, adb), Ash 15.5% (adb), and Total Sulphur 0.37% (adb).

The information in this Report concerning the Berkh Uul Mineral Resource is extracted from Viking's announcement to the ASX entitled "New 38.3Mt resource for Merger Company's Mongolian coal project" dated 17 March, 2014, and is available to view on Viking's website at www.vikingmines.com. Viking confirms that it is not aware of any new information or data that materially affects the information included in the original market announcement and, in the case of estimates of Mineral Resources that all material assumptions and technical parameters underpinning the estimates in the relevant market announcement continue to apply and have not materially changed. Viking confirms that the form and context in which the Competent Person's findings are presented have not been materially modified from the original market announcement.

About the Akoase Gold Project

The Akoase gold project has a JORC (2012) Inferred resource of 790,000 ounces of contained gold and is located 150km north of Accra, and 25km from Newmont's Akyem gold mine, on the margins of the Ashanti Gold Belt, one of the most prolific gold bearing provinces in the world (Figure 2).

The information in this report concerning the Mineral Resources of Viking Mines is extracted from the report entitled "12% Increase to 790,000 oz in Gold Resource for Ghana Project" created on 4 October 2013 and is available to view on Viking Mines website at www.vikingmines.com. Viking Mines confirms that it is not aware of any new information or data that materially affects the information included in the original market announcement and, in the case of estimates of Mineral Resources or Ore Reserves that all material assumptions and technical parameters underpinning the estimates in the relevant market announcement continue to apply and have not materially changed. Viking Mines confirms that the form and context in which the Competent Person's findings are presented have not been materially modified from the original market announcement.

Figure 1: Viking Mines Project Locations, Mongolia

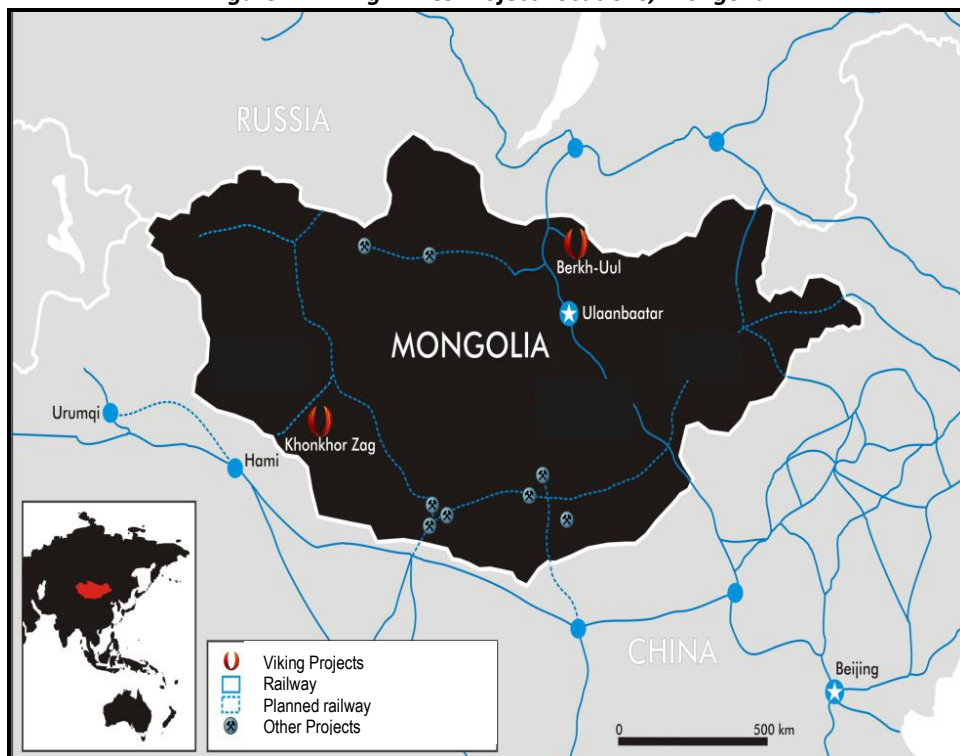


Figure 2: Viking Mines Gold Project Locations, Southern Ghana

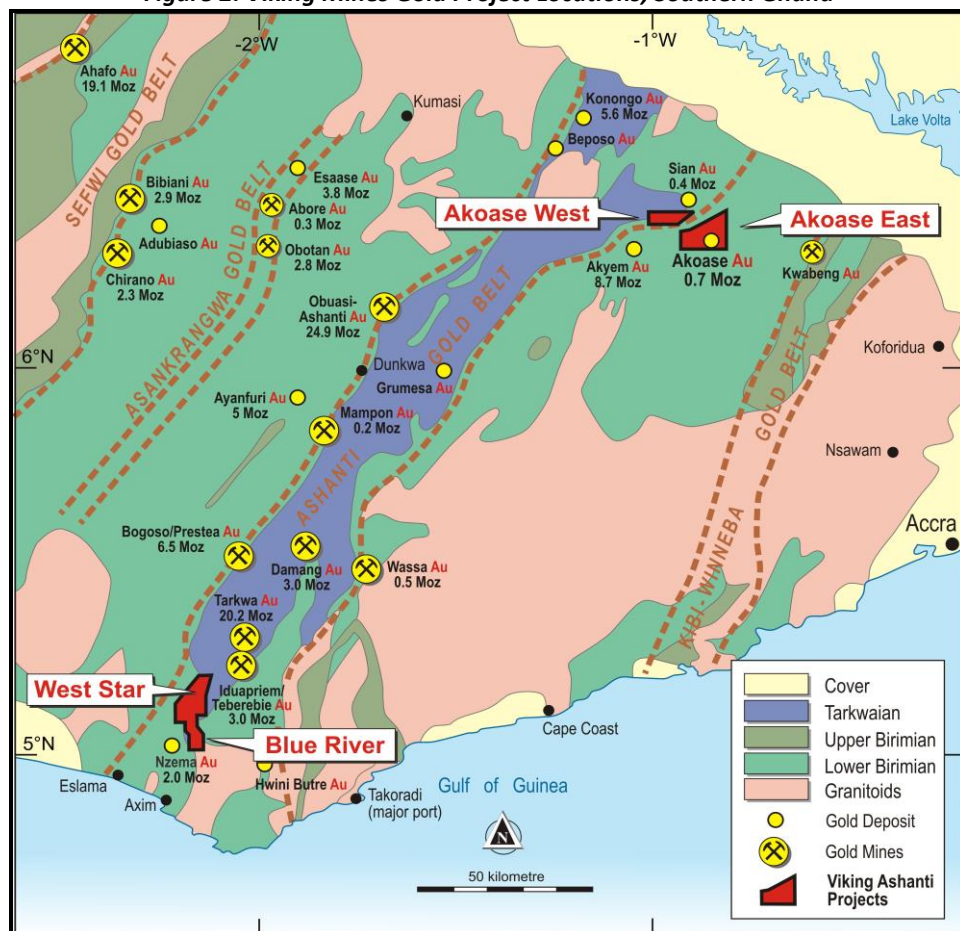
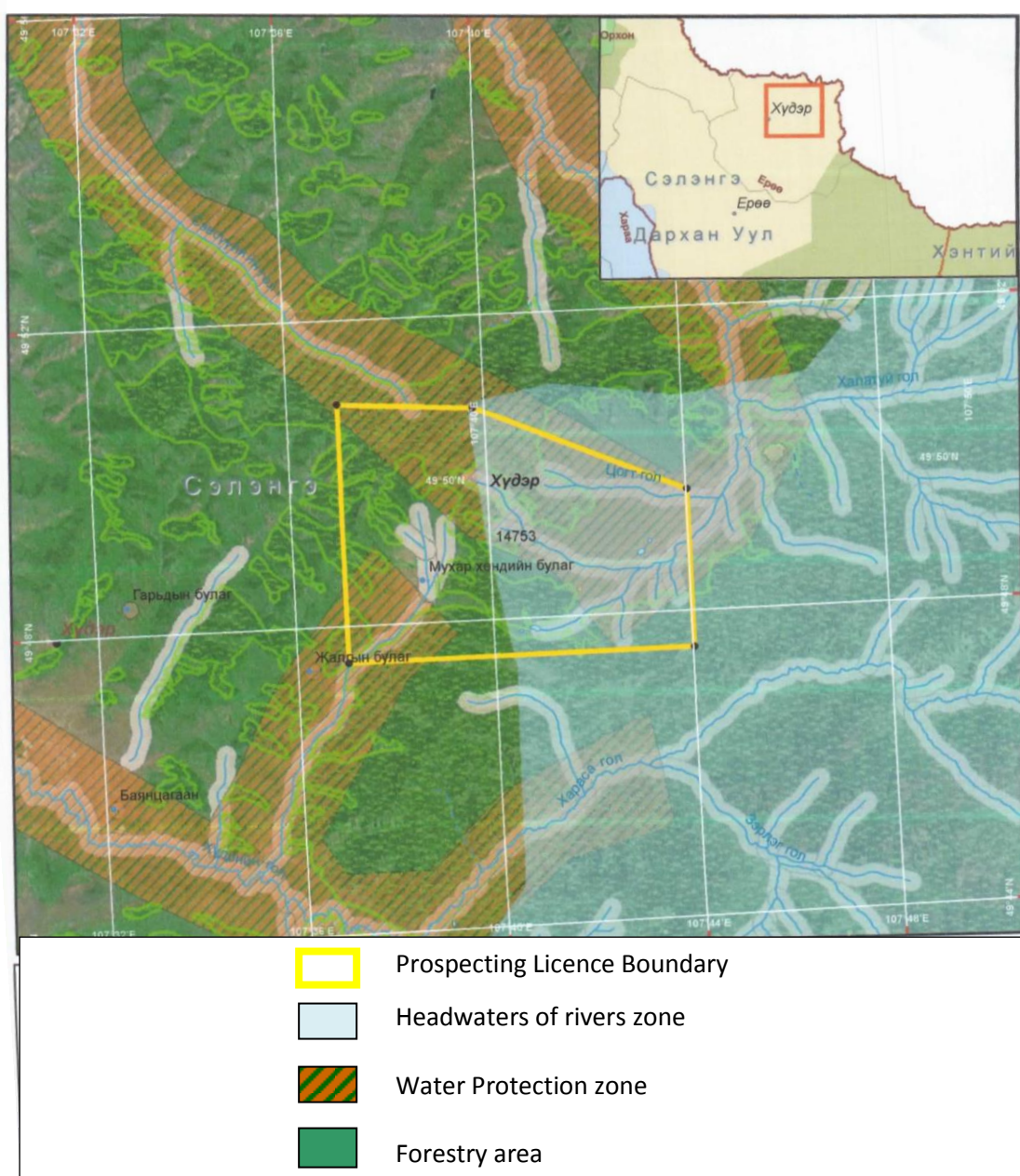


Figure 3: Berkh Uul Prospecting Licence Designated Zones





Appendix 1
Tenements Held at 31 March 2015

Ghana

Licence name	Location	Licence type	Licence Holder/ JV Partners*	Viking Mines Ownership
Akoase West	southern Ghana	Prospecting licence	RAL	100%
Akoase East	southern Ghana	Prospecting licence	RAL	100%
Blue River	southern Ghana	Mining lease	BRMCL/RAL	100% hardrock
West Star(1)	southern Ghana	Prospecting licence	WMCL/RAL	100% hardrock
West Star (2)	southern Ghana	Mining lease	WMCL/RAL	100% hardrock
Akoase South-East	southern Ghana	Prospecting licence	RAL	100%

RAL = Resolute Amansie Ltd a 100% owned subsidiary of Viking Mines Ltd

BRMCL = Blue River Mining Company Ltd., WMCL = West Star Mining Company Ltd, both joint venture partners in the West Star/Blue River gold projects

Mongolia

Licence name	Location	Licence type	Licence Holder/JV Partners*	Viking Mines ownership
Berkh Uul	Selenge province, Mongolia	Exploration licence	BRX LLC	100%
Khonkhor Zag	Govi Altai province, Mongolia	Mining lease	Salkhit Altai LLC	100%

* BRX LLC, and Salkhit Altai LLC are 100% owned subsidiaries of Viking Mines Ltd.

Appendix 5B

Mining exploration entity quarterly report

Introduced 01/07/96 Origin Appendix 8 Amended 01/07/97, 01/07/98, 30/09/01, 01/06/10, 17/12/10

Name of entity

VIKING MINES LIMITED

ABN

126 200 280

Quarter ended ("current quarter")

31 March 2015

Consolidated statement of cash flows

Cash flows related to operating activities		Current quarter \$A'000	Year to date (9 months) \$A'000
1.1	Receipts from product sales and related debtors		103
1.2	Payments for (a) exploration & evaluation	(148)	(635)
	(b) development		
	(c) production		
	(d) administration	(41)	(355)
1.3	Dividends received		
1.4	Interest and other items of a similar nature received		
1.5	Interest and other costs of finance paid		(23)
1.6	Income taxes paid		
1.7	Other cash acquired on takeover		100
	Takeover target creditors & takeover costs		(982)
Net Operating Cash Flows		(189)	(1,791)
Cash flows related to investing activities			
1.8	Payment for purchases of: (a) prospects		
	(b) equity investments		
	(c) other fixed assets		
1.9	Proceeds from sale of: (a) prospects		
	(b) equity investments	14	14
	(c) other fixed assets		
1.10	Loans to other entities		
1.11	Loans repaid by other entities		
1.12	Other (provide details if material)		
Net investing cash flows		14	14
1.13	Total operating and investing cash flows (carried forward)	(175)	(1,777)

+ See chapter 19 for defined terms.

Appendix 5B
Mining exploration entity quarterly report

1.13	Total operating and investing cash flows (brought forward)	(175)	(1,777)
	Cash flows related to financing activities		
1.14	Proceeds from issues of shares, options, etc.		2,177
1.15	Proceeds from sale of forfeited shares		
1.16	Proceeds from borrowings		50
1.17	Repayment of borrowings		(350)
1.18	Dividends paid		
1.19	Other - capital raising costs		(95)
	Other – shares to be issued		-
	Net financing cash flows		1,782
	Net increase (decrease) in cash held	(175)	5
1.20	Cash at beginning of quarter/year to date	220	33
1.21	Exchange rate adjustments to item 1.20		7
1.22	Cash at end of quarter	45	45

Payments to directors of the entity and associates of the directors

Payments to related entities of the entity and associates of the related entities

		Current quarter \$A'000
1.23	Aggregate amount of payments to the parties included in item 1.2	30
1.24	Aggregate amount of loans to the parties included in item 1.10	

1.25 Explanation necessary for an understanding of the transactions

Non-cash financing and investing activities

2.1 Details of financing and investing transactions which have had a material effect on consolidated assets and liabilities but did not involve cash flows

2.2 Details of outlays made by other entities to establish or increase their share in projects in which the reporting entity has an interest

Financing facilities available

Add notes as necessary for an understanding of the position.

	Amount available \$A'000	Amount used \$A'000
3.1 Loan facilities	-	-
3.2 Credit standby arrangements	150	--

Estimated cash outflows for next quarter

	\$A'000
4.1 Exploration and evaluation	100
4.2 Development	
4.3 Production	
4.4 Administration	25
Total	125

Reconciliation of cash

Reconciliation of cash at the end of the quarter (as shown in the consolidated statement of cash flows) to the related items in the accounts is as follows.

	Current quarter \$A'000	Previous quarter \$A'000
5.1 Cash on hand and at bank	16	46
5.2 Deposits at call	28	174
5.3 Bank overdraft		
5.4 Other (provide details)		
Total: cash at end of quarter (item 1.22)	44	220

Changes in interests in mining tenements

	Tenement reference	Nature of interest (note (2))	Interest at beginning of quarter	Interest at end of quarter
6.1 Interests in mining tenements relinquished, reduced or lapsed	Buduun 1 Buduun 2	relinquished	100% 100%	0% 0%
6.2 Interests in mining tenements acquired or increased				

+ See chapter 19 for defined terms.

Appendix 5B
Mining exploration entity quarterly report

Issued and quoted securities at end of current quarter

Description includes rate of interest and any redemption or conversion rights together with prices and dates.

		Total number	Number quoted	Issue price per security (see note 3) (cents)	Amount paid up per security (see note 3) (cents)
7.1	Preference securities <i>(description)</i>				
7.2	Changes during quarter (a) Increases through issues (b) Decreases				
7.3	+Ordinary securities	250,974,285	250,974,285		
7.4	Changes during quarter (a) Increases through issues (b) Decreases				
7.5	+Convertible debt securities <i>(description)</i>				
7.6	Changes during quarter (a) Increases through issues (b) Decreases				
7.7	Options <i>(description and conversion factor)</i>	44,771,552 3,000,000	44,771,552 -	<i>Exercise price</i> \$0.09 \$0.20	<i>Expiry date</i> 30 April 2017 15 Nov 2016
7.8	Issued during quarter				
7.9	Exercised during quarter				
7.10	Expired during quarter				
7.11	Debentures <i>(totals only)</i>				
7.12	Unsecured notes <i>(totals only)</i>				

+ See chapter 19 for defined terms.

Compliance statement

- 1 This statement has been prepared under accounting policies which comply with accounting standards as defined in the Corporations Act [or other standards acceptable to ASX \(see note 5\)](#).
- 2 This statement does /does not* (*delete one*) give a true and fair view of the matters disclosed.

Sign here:



Company Secretary

Date: 30 April 2015

Print name: Michael Langoulant

Notes

- 1 The quarterly report provides a basis for informing the market how the entity's activities have been financed for the past quarter and the effect on its cash position. An entity wanting to disclose additional information is encouraged to do so, in a note or notes attached to this report.
- 2 The "Nature of interest" (items 6.1 and 6.2) includes options in respect of interests in mining tenements acquired, exercised or lapsed during the reporting period. If the entity is involved in a joint venture agreement and there are conditions precedent which will change its percentage interest in a mining tenement, it should disclose the change of percentage interest and conditions precedent in the list required for items 6.1 and 6.2.
- 3 **Issued and quoted securities** The issue price and amount paid up is not required in items 7.1 and 7.3 for fully paid securities.
- 4 The definitions in, and provisions of, *AASB 6: Exploration for and Evaluation of Mineral Resources* and *AASB 107: Statement of Cash Flows* apply to this report.
- 5 **Accounting Standards** ASX will accept, for example, the use of International Financial Reporting Standards for foreign entities. If the standards used do not address a topic, the Australian standard on that topic (if any) must be complied with.

== == == == ==

+ See chapter 19 for defined terms.