

ARDIDEN LIMITED

ABN 82 110 884 252

HALF-YEAR FINANCIAL REPORT

31 DECEMBER 2015

ARDIDEN LIMITED
CORPORATE DIRECTORY
FOR THE HALF-YEAR ENDED 31 DECEMBER 2015

DIRECTORS

Brad Boyle (Executive Director)
Neil Hackett (Non-Executive Chairman)
Piers Lewis (Non-Executive Director)

JOINT COMPANY SECRETARIES

Neil Hackett
Arron Canicais

REGISTERED AND PRINCIPAL OFFICE

Suite 6, 295 Rokeby Road
Subiaco WA 6008

Telephone: (08) 6555 2950
Facsimile: (08) 9382 1222

SHARE REGISTRY

Computershare Investor Services Pty Limited
Level 2, 45 St Georges Terrace
Perth WA 6000, Australia

Telephone: (08) 9415 4000
Facsimile: (08) 9473 2500

AUDITORS

PKF Mack
4th Floor
35 Havelock Street
West Perth WA 6005

SOLICITORS

Steinepreis Paganin
The Read Buildings
Level 4, 16 Milligan Street
Perth WA 6000

AUSTRALIAN SECURITIES EXCHANGE

Ardiden Limited shares (ADV) are listed on the Australian Securities Exchange.

ARDIDEN LIMITED
DIRECTORS' REPORT
FOR THE HALF-YEAR ENDED 31 DECEMBER 2015

Your Directors present their report for Ardiden Limited ('the Company') and controlled entities ('Consolidated Entity' or 'Group') for the half-year ended 31 December 2015. In order to comply with the provisions of the Corporations Act 2001, the directors' report as follows:

1. DIRECTORS

The names of the Directors of the Company in office during the period and up to the date of this report are as follows:

Brad Boyle (Executive Director)	- Appointed 17 February 2016
Neil Hackett (Non-Executive Chairman)	- Appointed 5 June 2012
Piers Lewis (Non-Executive Director)	- Appointed 27 March 2012
James Thompson (Non-Executive Director)	- Appointed 5 June 2012, Resigned 17 February 2016

Directors were in office from the beginning of the period until the date of this report unless otherwise stated.

2. CORPORATE STRUCTURE

Ardiden Limited is a limited liability company that is incorporated and domiciled in Australia. Ardiden Limited has prepared a consolidated financial report incorporating the entities that it controlled during the financial year as follows:

Ardiden Limited	- Parent entity
Knights Landing Limited	- 100% owned controlled entity
Billiton Island Pte Ltd	- 100% owned controlled entity

3. NATURE OF OPERATIONS AND PRINCIPAL ACTIVITIES

The principal continuing activities during the period within the Consolidated Entity were exploration for and evaluation of mineral resources.

4. OPERATING AND FINANCIAL REVIEW

Project Review

Seymour Lake Lithium Project

During the period, Ardiden negotiated (and subsequent to period end on 6 January 2016) entered into an option agreement to acquire 100% of the advanced Seymour Lake Lithium Project in Ontario, Canada, providing it with a highly complementary growth opportunity in one of the world's fastest growing commodity sectors.

The Seymour Lake Project, which is located near the town of Armstrong in Ontario, comprises five patented mining claims covering an area of 912 Ha. The Project has over 4,000m of historical diamond drilling which has confirmed the presence of extensive spodumene mineralisation (a host rock to lithium).

The proposed acquisition is consistent with Ardiden's strategy of acquiring commodity projects with exposure to structural and transformational change and outstanding market fundamentals, such as graphite and lithium, in Tier-1 mining jurisdictions. Together with its existing Manitouwadge Graphite Project, this acquisition positions Ardiden as a potential North American supplier of both of the key ingredients in the manufacture of lithium-ion batteries.

Seymour Lake is a lithium-beryllium-tantalum site located within the Caribou Lake Greenstone Belt, 230km north-northeast of Thunder Bay, Ontario, Canada. The claim group is located on an all-weather, year-round, two-lane, main haulage road and the project has excellent proximity (10km) to existing rail sidings on the main CN rail line, and close proximity to a major power grid provided by Ontario Power Generation which is planning a 85MW hydro-electric project 8km from the project.

The project is ideally located approximately 3 hours by road from Thunder Bay (see Figure 1 below), a leading mining jurisdiction in Ontario with key local infrastructure including a skilled mining workforce and excellent local logistics infrastructure. It has strong potential to provide high quality product to service growing North American demand and export markets. The city of Thunder Bay is a mining, rail, port and infrastructure hub which is less than 100km from the US border and has existing port facilities which can also access the Atlantic and service European markets. Thunder Bay is also the main support hub for Ardiden's existing Manitouwadge Jumbo Flake Graphite Project, creating excellent synergies for the Company.

ARDIDEN LIMITED
DIRECTORS' REPORT
FOR THE HALF-YEAR ENDED 31 DECEMBER 2015



Figure 1: Location of Seymour Lake Project (230km north-northeast of Thunder Bay)

The project was originally identified for its tantalum prospectivity in the 1950s and has common geological features with the Tanco mine in Manitoba, which is Canada's only operating tantalum mine. The Seymour Lake Project has been subject to two main drill programs – a 1,865m program in 2002 and a 2,365m program in 2009. These programs confirmed the tantalum prospectivity but also identified significant high grade zones of lithium and beryllium. To date, the Project has identified two key lithium-bearing zones, North Aubry and South Aubry.




Figure 2: North Aubry – Looking Southwest showing outcropping upper contact of main zone

ARDIDEN LIMITED
DIRECTORS' REPORT
FOR THE HALF-YEAR ENDED 31 DECEMBER 2015



Figure 9-1: North Aubry Pegmatite Mineralogy

(A – abundant, large, pale green spodumene, parallel to hammer, in quartz-albite core, B – concentrated pocket of "cubic" black tantalite and blue apatite near Na-K feldspar transition, note dime for scale; C – very large pale green beryl, approximately 0.3 x 0.4 m)

Figure 3: North Aubry: Spodumene, Tantalite and Beryl in outcrop

Key features of the Seymour Lake Project include:

- The Main Zone of spodumene has been intersected at North Aubry over an area of approximately 200m x 250m and is up to 26m in thickness (averages 11.52m thick @ 1.467% Li₂O). The Main Zone is open to the north and to the east. The highly prospective South Aubry zone is also located several hundred metres to the south.
- The Main Zone is underlain by at least three more stacked and open horizons of lithium mineralisation at relatively shallow depth that carry similar lithium grades (with significant Be and Ta).
- Soil sampling and litho-geochemical sampling indicate that there is a very good possibility of discovering significant extensions to the known occurrences (to the north of North Aubry; to the west and south-east of South Aubry), as well as the possibility of discovering new zones, especially to the east (Pye showing area) and south (Lookout Hill).
- Excellent access to infrastructure (road, rail, power, potential hydro), all within 10km.
- Location of the main zone at surface near top of large hill provides open pit and/or ramp access.
- The prices of lithium, tantalum and beryllium are all predicted to increase: Li (electric vehicles, electric storage), Ta (loss of conflict supply and primary producer closure), and Be (nuclear fuel alloys, US military armour applications).

The market for lithium-dependent products including lithium-ion batteries (for which lithium is used as the cathode) for the battery storage market (for utilities, business, households and electric vehicles) is expected to experience transformational growth over the next decade.

Deal Terms

Key deal terms for the option agreement (in CAD*) to acquire 100% of the Seymour Lake Project include:

1. An exclusivity/holding deposit of C\$75,000 to be paid on signing of the agreement (which amount has been paid) to commence a 150-day option and due diligence period;
2. C\$75,000 plus C\$250,000 in ADV equity (at the 20-day VWAP prior to this announcement) to be paid at the end of a 150-day due diligence period to keep option on foot;
3. Following the due diligence period if Ardiden wishes to continue the option, the vendor will be paid in quarterly instalments of C\$25,000 per quarter to a total of a further C\$350,000;
4. A further C\$250,000 of Ardiden shares (at the 20 day VWAP prior to this announcement) will be issued at the completion of the option agreement (or no later than 24 months from execution of option) for a total compensation of C\$1,000,000 to finalise the transfer of 100% of Seymour Lake;

ARDIDEN LIMITED
DIRECTORS' REPORT
FOR THE HALF-YEAR ENDED 31 DECEMBER 2015

5. Ardiden reserves both the right to accelerate all payments or withdraw from the option agreement at any time. The vendor will retain 100% of the Seymour Lake rights should Ardiden fail to complete any requirements of the option agreement; and
6. The property has an existing 3% net smelter royalty (NSR) held by an independent third party. The vendor maintains the option to purchase or buy back from the third party a 1.5% NSR for payment of C\$1,000,000.

Manitouwadge Graphite Project (100% owned)

Ardiden successfully completed the final 2015 drilling program at its flagship 100%-owned Manitouwadge Graphite Project in Ontario, Canada, with preliminary results identifying the Silver Star North prospect as a priority focus for resource definition and further significantly upgrading the potential scale and quality of the overall project.

The Manitouwadge Project is located in the Thunder Bay District, a leading mining jurisdiction in Ontario with key infrastructure including a skilled mining workforce, excellent infrastructure (including a rail line 10km from tenements) and sealed and logging roads providing good access to site. The project has excellent potential to provide high quality product to service growing North American graphite demand. The city of Thunder Bay is a mining, rail, port and infrastructure hub which is less than 100km from the US border and has existing port facilities which can also access the Atlantic and service European markets.

The goal of the current drill program was to assess and prioritise key targets for further drilling in 2016, with the aim of defining a maiden JORC compliant resource on the most prospective parts of the project. The program was a resounding success, with all objectives achieved, and results often exceeding initial expectation.

The Silver Star North Project has provided outstanding results to date, and will now become the initial target for delineating a maiden JORC compliant resource. Silver Star North represents less than 5 per cent of the EM anomaly strike length identified at Manitouwadge, highlighting the immense potential of the landholding. Ardiden intends to complete the next phase of drilling using existing cash reserves.

Exploration completed to date has confirmed high quality graphite coincident with strong EM anomalies along 10km of the potential 19.3km strike length identified using EM surveys. The remaining 9.3km of EM strike length was not tested in the current program and, remains highly prospective for additional discoveries during 2016 field programs.

Previous metallurgical testing taken from drill core at the Thomas Lake Road Prospect confirmed that up to 80% of the graphite is jumbo or large flake in size, and low cost gravity and flotation beneficiation produces graphite product of 96.8% Cg for jumbo flake and 96.8% Cg for large flake. Further metallurgical testwork will now be undertaken on drill core from the current program to confirm that high proportions of recoverable jumbo and large flake graphite are present at Silver Star North as indicated in petrographical studies completed in the current quarter.

The results from the final 2015 drilling program are highly encouraging and have significantly enhanced and continue to support the potential of the Manitouwadge Project to be developed into a supplier of the rapidly growing large and jumbo flake graphite markets.

The market for graphite dependent products including lithium ion batteries (in which graphite is used as the anode) for the battery storage market (for utilities, business, households and electric vehicles) is expected to experience transformational growth over the next decade. Other growth markets for high quality graphite include expandable graphite, nuclear grade graphite and graphene / graphene oxide which all demand significant market premiums.

Silver Star North Prospect

A previous geophysical review undertaken by CSA Global identified Silver Star North as an area of potential graphite prospectivity, however no known previous exploration had been undertaken in this area.

The main part of the Silver Star North EM12 target is a complex, broad >800m long zone at the eastern end of a 3km trend that contains a mix of thick and thin dyke responses, some with strong in-phase responses in the VCA coils (thin conductive dyke type responses).

ARDIDEN LIMITED
DIRECTORS' REPORT
FOR THE HALF-YEAR ENDED 31 DECEMBER 2015

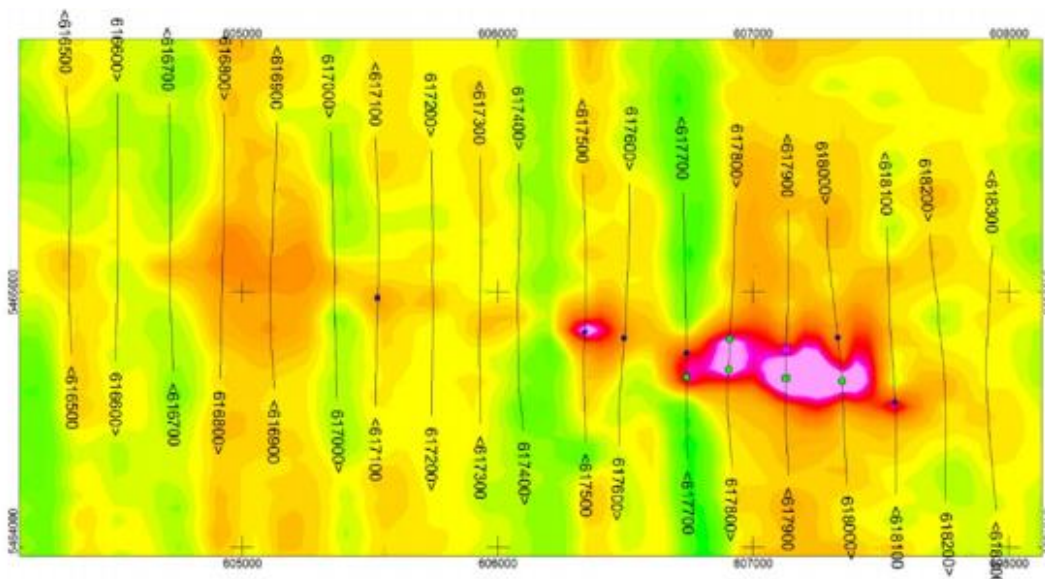


Figure 4: Silver Star North: Target EM12 image of 900Hz VCA in-phase response with OGS anomaly picks

Drilling undertaken along strike with the EM anomaly on Silver Star North has identified a graphitic gneiss with widths up to 41.6m (30m true width) and super jumbo flake graphite presence confirmed. The drilling targeted the central zone of the EM anomaly and remains open along strike and at depth.

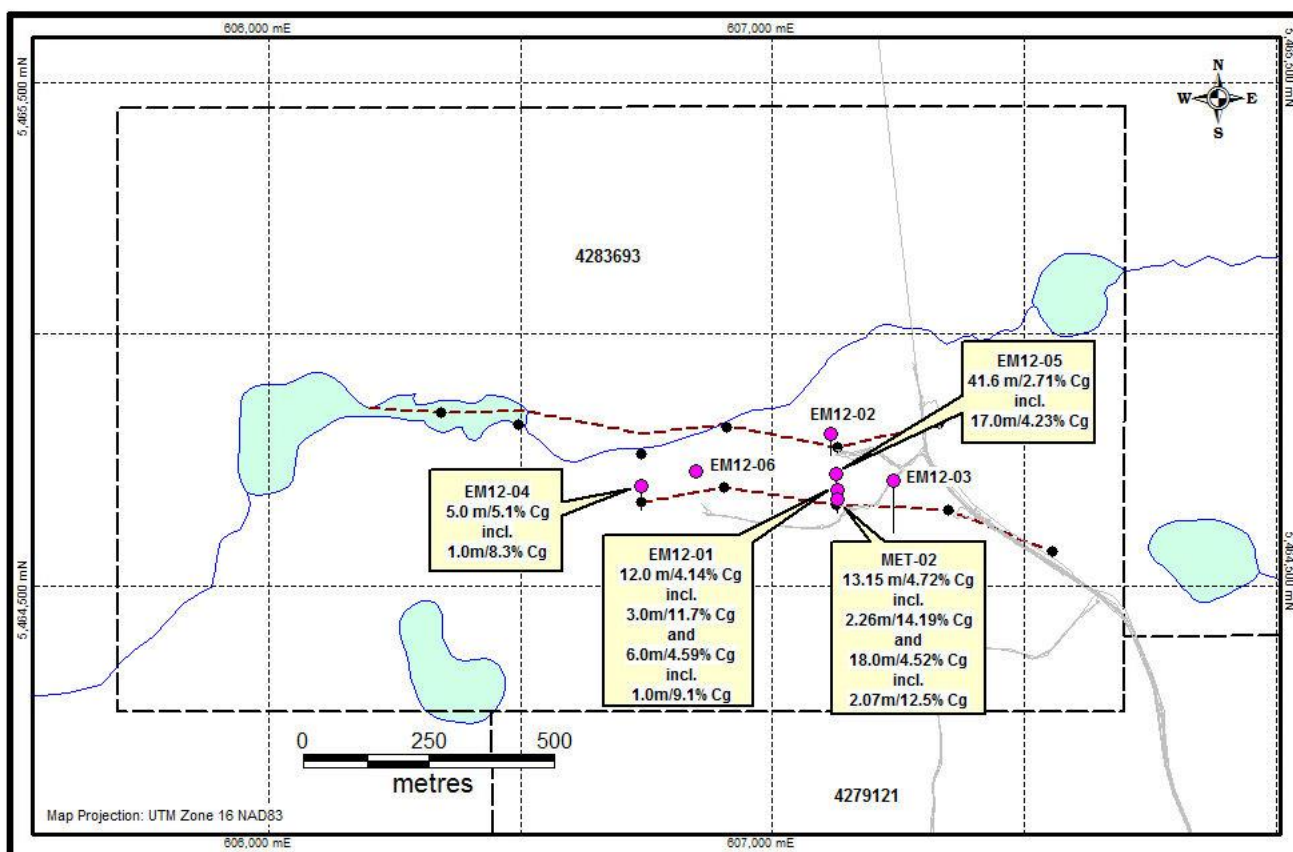


Figure 5: Silver Star North with drill holes and grades noted

ARDIDEN LIMITED
DIRECTORS' REPORT
FOR THE HALF-YEAR ENDED 31 DECEMBER 2015

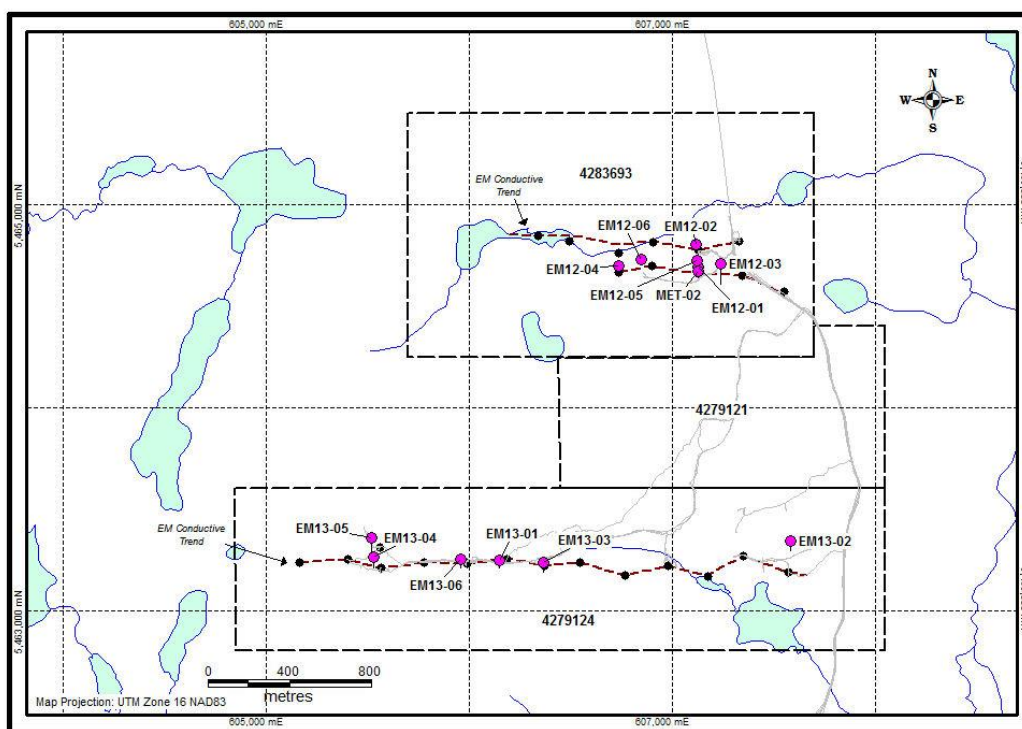
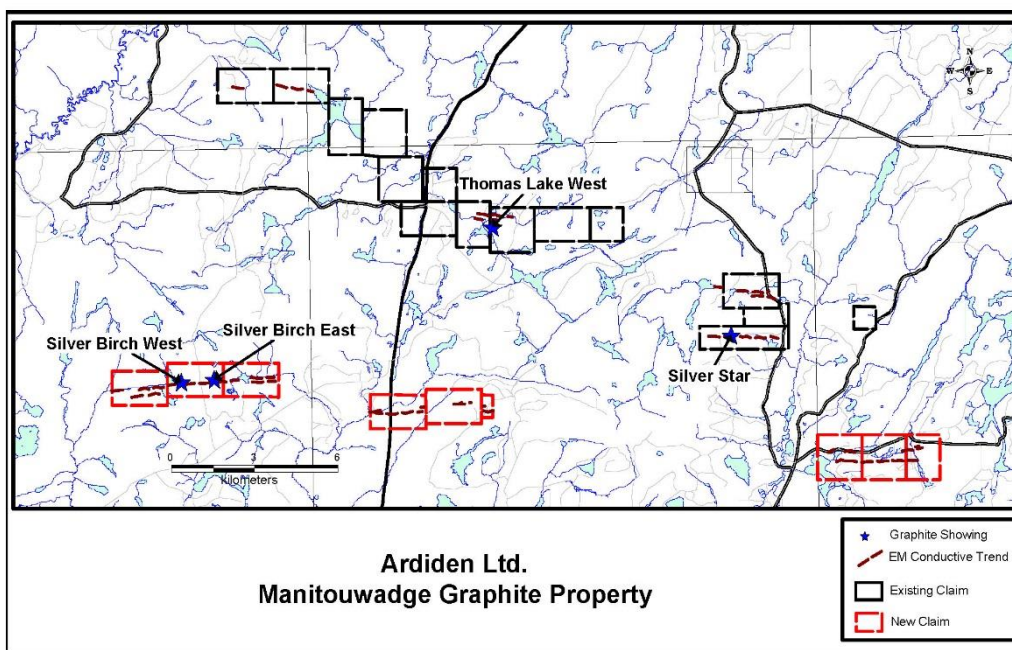


Figure 6 & 7: Manitowadge Graphite Project showing 19km of EM anomalies (in red in upper diagram)) with graphite prospectivity. Silver Star North (EM12) prospect is shown as one of the Eastern EM anomalies

Testing of core from EM 12-05 (from Silver Star North) by Vancouver Petrographics indicates the occurrence of jumbo (>300 microns) and super jumbo (> 500 microns) flake graphite, with maximum flakes sizes up to 4,200 microns identified (see Figure 8 showing drill core from EM 12-05 indicating flake sizes of 4,200 and 3,300 microns respectively). Jumbo and Super jumbo flake sizes attract a significant premium per tonne to fine and medium flake graphite.

ARDIDEN LIMITED
DIRECTORS' REPORT
FOR THE HALF-YEAR ENDED 31 DECEMBER 2015




Figure 8: Petrographic slices from EM 12-05 – Flake size of 4,209 micron on left and 3,315 micron on right. Super jumbo graphite is defined as graphite with a flake size of >500 microns. (Source: Vancouver Petrographics)



Figure 9: Graphite core from drilling at Manitouwadge graphite project in Ontario, Canada (Hole EM 12-05 at Silver Star Prospect)

High grade assay results from the Silver Star North project include:

- **MET-02 – 13.15m at 4.72% Cg (including 2.26m at 14.19% Cg)**
- **MET-02 – 18.0m at 4.52% Cg (including 2.07m at 12.5% Cg)**
- **EM 12-01 – 12.0m at 4.14% Cg (including 3.0m at 11.7% Cg)**
- **EM 12-01 – 6.0m at 4.59% Cg (including 1.0m at 9.1% Cg)**
- **EM 12-04 – 5.0m at 5.1% Cg (including 1.0m at 8.3% Cg)**
- **EM 12-05 – 41.6m at 2.71% Cg - includes 17m at 4.23% Cg (including 3m at 12.65% Cg)**

Further details are set out in ASX announcement dated 5 January 2016.

ARDIDEN LIMITED
DIRECTORS' REPORT
FOR THE HALF-YEAR ENDED 31 DECEMBER 2015

A key focus of a future drilling program will be to determine the extent and potential source of the exceptionally high grade intercepts recorded in MET-02, EM 12-01 and EM 12-05.

The assays returned to date indicate comparable or better grades than other similar North American graphite projects (see Table 1 below).

Company Name	Symbol (TSX)	Project	Location	Mkt Cap (\$Am)	Resources (m tonnes) Measured & Indicated	Grade (Cg %)	Resources (m tonnes) Inferred	Grade (Cg%)
Zenyatta Ventures	ZEN.V	Albany	Ontario, Canada	50	25.1	3.89%	20.1	2.20%
Alabama Graphite	ALP.V	Coosa	Alabama, USA	20	78.5	2.39%	79.4	2.56%
Northern Graphite	NGC.V	Bissett Creek	Ontario, Canada	11	69.8	1.74%	24	1.65%

Table 1: comparison table for North American graphite Companies indicating resource, grade and market cap as at 31 December 2015

Other Graphitic Zones at Manitouwadge

In addition to the outstanding results at Silver Star North, assays from exploratory drilling at Thomas Lake and Silver Star South present additional opportunity for further development into resource status.

A 150kg surface sample was sourced from Thomas Lake during the Northern summer which graded 11.4% Cg. In addition, grab samples at Silver Birch and Silver Star South grading up to 16.8% Cg and 11.8% Cg respectively were sourced during the October 2015 ground sampling program. The most south-eastern EM anomalies and central southern anomalies have not been tested during the current program and are expected to be tested during 2016.

Metallurgical Test Work

The Company has received initial positive feedback from leading Canadian laboratory, Process Research ORTECH Inc (“PRO”) which was contracted to undertake further beneficiation test work on graphite sourced from a surface bulk sample at the Manitouwadge Project. The surface sample was sourced from the Thomas Lake prospect and had a head grade of 11.4% Cg.

PRO was successful in using low-cost flotation and gravity beneficiation (see flow sheet in Figure 10 below) to achieve graphite grades of 96.8% for the jumbo flake graphite and 96.8% for large flake. These grades are at the top end when compared with global peers.

Importantly, this is a significant improvement on the initial metallurgical testwork conducted in May 2015. From a market perspective, the higher purity improves the potential sale price for raw product, and also provides a higher-grade starting point (and hence lower marginal processing cost) for further purification of the product to >99.95%, which the Company successfully achieved in July 2015 with the proven caustic bake method.

ARDIDEN LIMITED
DIRECTORS' REPORT
FOR THE HALF-YEAR ENDED 31 DECEMBER 2015

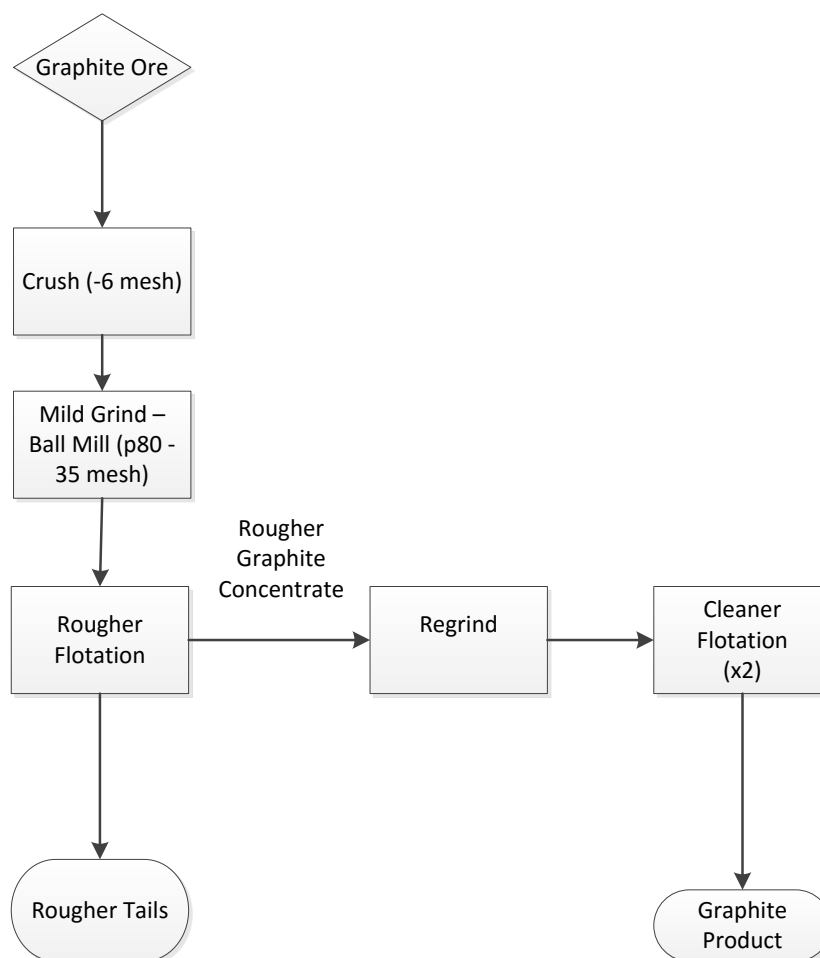


Figure 10: Process Flow Sheet used by Process Research Ortech Inc to test Manitowadge graphite

The results and grades achieved for various flake sizes are set out in Table 2 below:

Size Fraction (Mesh)	Cum. Passing %	Cum. Retained %	C, Graphitic %
+30	97.95	2.05	97.40
-30 to +50	76.37	23.63	96.80
-50 to +70	52.74	47.26	96.80
-70 to +100	35.62	64.38	94.80
-100 to +140	23.46	76.54	95.20
-140 to +200	14.90	85.10	93.90
-200	0.00	100.00	77.60

Table 2: Screen analysis and C graphitic analysis

As part of recent testing a 150kg bulk sample (grading 11.4%) was taken from the outcrop at the existing known graphite showing at Thomas Lake (1.2km EM conductor) and surface samples were taken from the Silver Star showing (2.6km EM conductor grading up to 11.8%) and the Silver Birch showing (5.6km EM conductor grading up to 13.6%) – see figure 11 below.

ARDIDEN LIMITED
DIRECTORS' REPORT
FOR THE HALF-YEAR ENDED 31 DECEMBER 2015

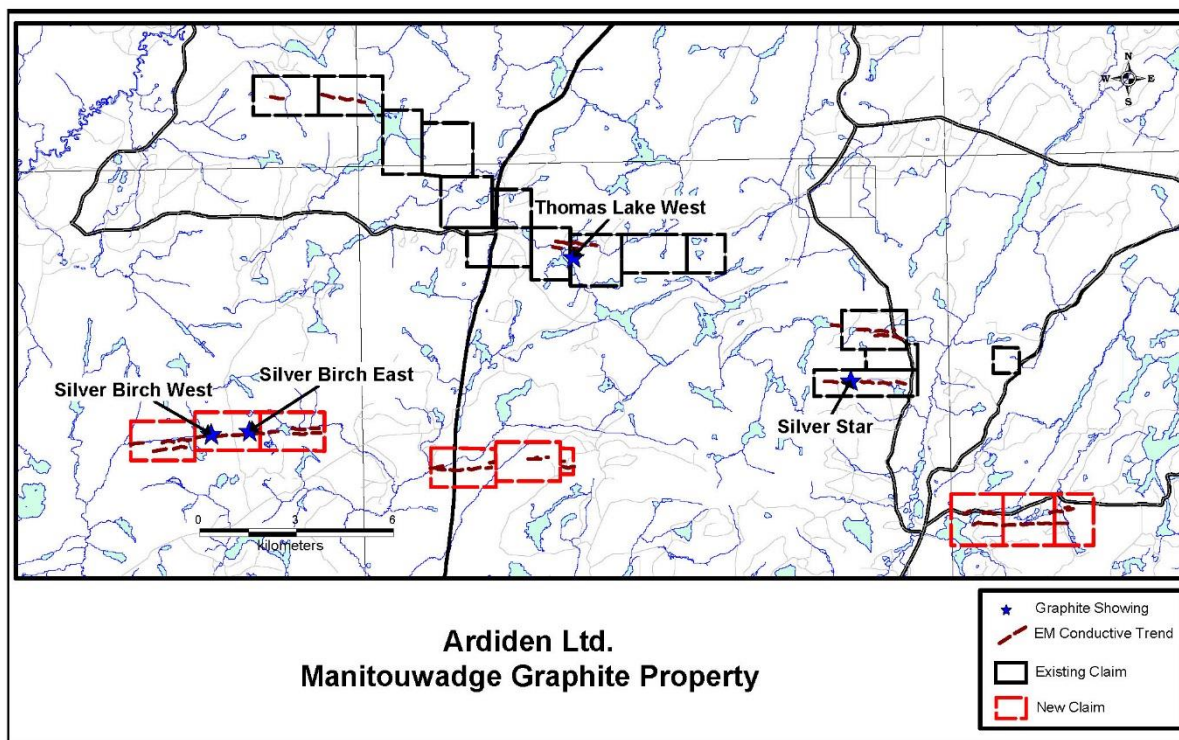


Figure 11: Manitouwadge graphite project showing 19kms of EM anomalies (in red) with graphite prospectivity and maximum grades from surface sampling achieved at each of the Thomas Lake, Silver Star and Silver Birch graphite showings. Surface samples are not necessarily representative.

Expandable Graphite

On 5 October 2015, Ardiden announced that it had successfully produced expandable graphite from Manitouwadge graphite.

The testing was undertaken by a leading Canadian testing facility which confirmed that the graphite is amenable to conversion to high value expandable graphite (see figure 12 below).




Figure 12: Expanded Manitouwadge graphite. Note accordion-like structure that originates from the expansion of just one flake of graphite.

ARDIDEN LIMITED
DIRECTORS' REPORT
FOR THE HALF-YEAR ENDED 31 DECEMBER 2015

The confirmation that Manitouwadge graphite is able to be expanded reaffirms Ardiden's strategy to date which has been to undertake metallurgical tests at multiple facilities in North America, Asia and Australia on graphite sourced from a surface bulk sample and drilling undertaken in 2015. Given the end user markets for graphite are specific to customer needs it is vital that multiple end user products can be produced efficiently. To date the metallurgical testing has confirmed the following characteristics:

- 1) Graphite has a large proportion of jumbo and large flake graphite (up to 80%)
- 2) Amenable to low cost gravity and flotation beneficiation work yielding grades of 96.8% for jumbo and large flake.
- 3) Testwork has also shown that the graphite can be purified to >99.95% purity by using proven caustic bake purification methods.
- 4) Expandable graphite can be produced
- 5) Graphene and Graphene Oxide can be produced at a quality equivalent to synthetic graphene

The high quality of the Manitouwadge graphite makes it amenable to multiple end uses and allows for improvement of the raw product with value add processing. The in situ flake sizes are the largest and most valuable flake size of graphite, and are expected to be in high demand by new technologies such as lithium ion batteries for use in the rapidly growing electric vehicle and home/industrial battery storage markets.

Hinton North Project

Subsequent to period end the option for the Hinton North Project lapsed and the Board decided at that point not to pursue the project any further.

Yinchen Tin Project

The Yinchen Tin Project comprises 1,200 Ha of highly prospective area predominantly on the Western half of Belitung Island. In most cases the tenements are surrounded by or adjacent to tenements owned by PT Timah, the major tin producer in Indonesia.

Competent Person Statement

The information in this report has been reviewed by Mr Paul Nielsen who is a member of the Association of Professional Geoscientists of Ontario. Mr Nielsen has more than five years relevant exploration experience, and qualifies as a Competent Person as defined in the 2012 edition of the "Australasian Code for Reporting of Exploration Results, Mineral Resources and Ore Reserves". Mr Nielsen consents to the inclusion of the information in this report in the form and context in which it appears.

5. FINANCIAL POSITION & OPERATING RESULTS

The financial results of the Group for the half-year ended 31 December 2015 are:

	31-Dec-15	30-Jun-15	% Change
Cash and cash equivalents (\$)	545,371	200,751	172%
Net assets (\$)	1,352,081	590,833	129%

	31-Dec-15	31-Dec-14	% Change
Revenue (\$)	1,627	6,630	(75%)
Net loss after tax (\$)	(347,048)	(386,522)	(10%)
Loss per share (cents)	(0.07)	(0.14)	(51%)

6. SIGNIFICANT CHANGES IN THE STATE OF AFFAIRS

In the opinion of the directors, there were no other significant changes in the state of affairs of the Consolidated Entity that occurred during the financial year under review not otherwise disclosed in this report or in the financial report.

ARDIDEN LIMITED
DIRECTORS' REPORT
FOR THE HALF-YEAR ENDED 31 DECEMBER 2015

7. EVENTS SUBSEQUENT TO REPORTING DATE

On 5 January 2016, the Company completed 2,000m drilling at Manitouwadge Flake Graphite Project, Canada. Preliminary drilling and assay results confirm the potential for development of a high quality jumbo flake graphite project.

On 6 January 2016, the Company entered into an option agreement to acquire 100% of the Seymour Lake Lithium-Beryllium-Tantalum (Spodumene) Project in Ontario, Canada. Seymour Lake has over 4,000m of historical diamond drilling which has confirmed the potential for high quality Spodumene mineralisation containing extensive zones of lithium, tantalum and beryllium.

On 11 January 2016, the Company issued 16,000,000 shares at \$0.005 per share via the conversion of performance options.

On 11 January 2016, the Company confirmed that drilling applications had been lodged for its maiden drill program at Seymour Lake Lithium Project. The Company intends to use the drill program to test and confirm historical geological data.

On 22 January 2016, the Company issued 19,000,000 shares at \$0.005 per share via the conversion of performance options. The Company also issued 1,749,988 shares at \$0.0114 per share to drilling and exploration contractors in lieu of cash payment for services rendered.

On 10 February 2016, the Company entered into an option agreement to acquire 100% of the Root Lake Lithium (Spodumene) Project in Ontario, Canada, complementing its Seymour Lake Lithium Project. The Root Lake Project has extensive outcropping mineralisation and includes the McCombe Spodumene-bearing pegmatite and the Root Lake Spodumene-bearing pegmatite, both of which were originally discovered in the 1950s.

On 12 February 2016, the Company issued 6,500,000 shares at \$0.005 per share via the conversion of performance options.

On 17 February 2016, the Company appointed experienced mining executive Mr Brad Boyle as Executive Director and Canadian-based executive Mr Michael (Mick) Stares as General Manager – Canadian Operations. On 17 February 2016, the Company also announced the retirement of Director James Thompson, due to other commitments.

As part of Mr Boyle's remuneration the Board has agreed (subject to shareholder approval at the next general meeting) to grant Mr Boyle two tranches of performance options:

- Tranche 1 – 5,000,000 options at an exercise price of 2c/ share (with an expiry date of 30 June 2017) subject to a performance hurdle of a minimum of a 20-day VWAP of 4c/ share AND the successful completion of the acquisition (subject to due diligence) of the Seymour Lake Lithium Project and/or the Root Lake Lithium Project or such other project as approved by the Board; and
- Tranche 2 - 5,000,000 options at an exercise price of 2c/ share (with an expiry date of 30 June 2017) subject to a performance hurdle of a minimum of a 20-day VWAP of 4c/ share AND the successful execution of an off-take agreement on terms acceptable to the Board of a minimum of 5,000tpa of contained lithium and/or 10,000tpa of contained graphite.

On 23 February 2016, the Company commenced its maiden lithium drilling program at Seymour Lake, Canada. The upcoming drill program will aim to define the main Spodumene-bearing pegmatite structures at the project, laying foundations for potential future resource delineation.

On 2 March 2016, the Company commenced diamond drilling at Seymour Lake lithium-beryllium-tantalum project in Ontario, Canada (under option) following completion of access tracks and site preparation. Subject to results, this initial program may comprise up to 1,000m of diamond drilling. The company also advised that the first two drill holes had already successfully intersected a number of sections of the key Spodumene-bearing pegmatite structures which are the main target of the drilling.

There are no other matters or circumstances that have arisen since 31 December 2015 that have or may significantly affect the operations, results, or state of affairs of the Consolidated Entity in future financial years.

ARDIDEN LIMITED
DIRECTORS' REPORT
FOR THE HALF-YEAR ENDED 31 DECEMBER 2015

8. AUDITOR INDEPENDENCE

We have received the independence declaration from the auditor of Ardiden Limited, PKF Mack, a copy of which is attached to the Directors Report on page 15 of the financial report.


This report is made in accordance with a resolution of the Directors.



Piers Lewis
Director
Perth, Western Australia
Dated: 14 March 2016

AUDITOR'S INDEPENDENCE DECLARATION TO THE DIRECTORS OF ARDIDEN LIMITED

In relation to our review of the financial report of Ardiden Limited for the half year ended 31 December 2015, to the best of my knowledge and belief, there have been no contraventions of the auditor independence requirements of the Corporations Act 2001 or any applicable code of professional conduct.



PKF MACK



SHANE CROSS
PARTNER

14 MARCH 2016
WEST PERTH,
WESTERN AUSTRALIA

Tel: 61 8 9426 8999 | Fax: 61 8 9426 8900 | www.pkfmack.com.au
PKF Mack | ABN 64 591 268 274
4th Floor, 35 Havelock Street | West Perth | Western Australia 6005 | Australia
PO Box 609 | West Perth | Western Australia 6872 | Australia

PKF Mack is a member of the PKF International Limited network of legally independent member firms. PKF Mack is also a member of the PKF Australia Limited national network of legally independent firms each trading as PKF. PKF Mack does not accept responsibility or liability for the actions or inactions on the part of any other individual member firm or firms.

Liability limited by a scheme approved under Professional Standards Legislation.

ARDIDEN LIMITED
CONDENSED CONSOLIDATED STATEMENT OF PROFIT OR LOSS AND OTHER COMPREHENSIVE INCOME
FOR THE HALF-YEAR ENDED 31 DECEMBER 2015

	Notes	<u>31-Dec-15</u>	<u>31-Dec-14</u>
		\$	\$
Interest revenue		1,627	6,630
Other income	2	-	107,478
Expenses			
Administration, consulting and other expenses		(120,104)	(143,721)
Borrowing costs		(141)	(5,864)
Directors fees		(45,000)	(63,000)
Fair value loss on investments		-	(706)
Foreign exchange gain / (loss)		2,577	(596)
Loss on sale of investments		-	(273)
Provision for impairment expense	3	(91,336)	(117,649)
Share based payments	5	(94,671)	(168,821)
Loss before income tax expense		(347,048)	(386,522)
Income tax expense		-	-
Net loss for the period		(347,048)	(386,522)
Other comprehensive income, net of tax		-	-
Total other comprehensive loss for the period		(347,048)	(386,522)
		<u>Cents</u>	<u>Cents</u>
Loss per share attributable to the ordinary equity holders of the Company:			
Basic and diluted loss per share from continuing operations		(0.07)	(0.14)

The accompanying condensed notes form part of these financial statements.

ARDIDEN LIMITED
CONDENSED CONSOLIDATED STATEMENT OF FINANCIAL POSITION
AS AT 31 DECEMBER 2015

	Notes	31-Dec-15	30-Jun-15
		\$	\$
ASSETS			
Current Assets			
Cash and cash equivalents		545,371	200,751
Trade and other receivables		23,797	20,560
Financial assets		131	131
Total Current Assets		569,299	221,442
Non-Current Assets			
Exploration and evaluation expenditure	3	962,463	579,503
Total Non-Current Assets		962,463	579,503
TOTAL ASSETS		1,531,762	800,945
LIABILITIES			
Current Liabilities			
Trade and other payables		179,681	210,112
Total Current Liabilities		179,681	210,112
TOTAL LIABILITIES		179,681	210,112
NET ASSETS		1,352,081	590,833
EQUITY			
Issued capital	4	31,605,217	30,591,592
Reserves	5	1,728,021	1,633,350
Accumulated losses		(31,981,157)	(31,634,109)
TOTAL EQUITY		1,352,081	590,833

The accompanying condensed notes form part of these financial statements.

ARDIDEN LIMITED
CONDENSED CONSOLIDATED STATEMENT OF CHANGES IN EQUITY
FOR THE HALF-YEAR ENDED 31 DECEMBER 2015

	Issued Capital	Options Reserves	Accumulated Losses	Total Equity
	\$	\$	\$	\$
At 1 July 2014	29,622,024	1,458,694	(31,036,513)	44,205
Comprehensive income:				
Loss for the period	-	-	(386,522)	(386,522)
Total comprehensive loss for the period	-	-	(386,522)	(386,522)
Transactions with owners in their capacity as owners:				
Securities issued during the period	373,911	168,821	-	542,732
Capital raising costs	-	-	-	-
Total equity transactions	373,911	168,821	-	542,732
At 31 December 2014	29,995,935	1,627,515	(31,423,035)	200,415
	Issued Capital	Options Reserves	Accumulated Losses	Total Equity
	\$	\$	\$	\$
At 1 July 2015	30,591,592	1,633,350	(31,634,109)	590,833
Comprehensive income:				
Loss for the period	-	-	(347,048)	(347,048)
Total comprehensive loss for the period	-	-	(347,048)	(347,048)
Transactions with owners in their capacity as owners:				
Securities issued during the period	1,043,305	36,323	-	1,079,628
Capital raising costs	(29,680)	-	-	(29,680)
Vesting of options	-	58,348	-	58,348
Total equity transactions	1,013,625	94,671	-	1,108,296
At 31 December 2015	31,605,217	1,728,021	(31,981,157)	1,352,081

The accompanying condensed notes form part of these financial statements.

ARDIDEN LIMITED
CONDENSED CONSOLIDATED STATEMENT OF CASH FLOWS
FOR THE HALF-YEAR ENDED 31 DECEMBER 2015

	Notes	<u>31-Dec-15</u>	<u>31-Dec-14</u>
		\$	\$
Cash flows used in operating activities			
Payments to suppliers and employees		(247,618)	(154,088)
Interest received		1,627	5,780
Net cash flows used in operating activities		<u>(245,991)</u>	<u>(148,308)</u>
Cash flows used in investing activities			
Payments for exploration expenditure		(433,846)	(146,794)
Proceeds from research and development rebate		17,380	113,487
Proceeds from sale of financial assets		-	7,122
Net cash flows used in investing activities		<u>(416,466)</u>	<u>(26,185)</u>
Cash flows from financing activities			
Proceeds from issue of securities and securities subscriptions		1,025,305	136,000
Payment of share issue costs		(18,228)	-
Net cash flows from financing activities		<u>1,007,077</u>	<u>136,000</u>
Net increase / (decrease) in cash and cash equivalents		344,620	(38,493)
Cash and cash equivalents at the beginning of the period		200,751	190,152
Cash and cash equivalents at the end of the period		<u>545,371</u>	<u>151,659</u>

The accompanying condensed notes form part of these financial statements.

ARDIDEN LIMITED
CONDENSED NOTES TO THE FINANCIAL STATEMENTS
FOR THE HALF-YEAR ENDED 31 DECEMBER 2015

1. SUMMARY OF SIGNIFICANT ACCOUNTING POLICIES

Statement of Compliance

The half-year financial report is a general purpose financial report prepared in accordance with the Corporations Act 2001 and Australian Accounting Standards AASB 134 'Interim Financial Reporting', as appropriate for for-profit oriented entities. Compliance with AASB 134 ensures compliance with International Financial Reporting Standard IAS34 'Interim Financial Reporting'. The half-year report does not include notes of the type normally included in an annual financial report and shall be read in conjunction with the most recent annual financial report, and any public announcements made by the Company during the half-year period in accordance with the continuous disclosure requirements of the Corporation Act 2001.

Basis of Preparation

The condensed consolidated financial statements have been prepared on the basis of historical cost, except for the revaluation of certain non-current assets and financial instruments. Cost is based on the fair values of the consideration given in exchange for assets. All amounts presented in Australian dollars, unless otherwise noted.

The accounting policies and methods of computation adopted in the preparation of the half-year financial report are consistent with those adopted and disclosed in the Company's 2015 annual financial report. These accounting policies are consistent with Australian Accounting Standards and with International Financial Reporting Standards.

Going Concern

As disclosed in the financial report, the Group recorded an operating loss of \$347,048 (31 Dec 2014: \$386,522), and a cash outflow from operating and investing activities of \$662,457 and a working capital position of \$389,618.

The Board considers that the consolidated entity is a going concern and recognises that additional funding is required to ensure that the consolidated entity can continue to fund the Group's operations for the 12 month period from the date of this financial report.

The Directors believe after consideration of the above matters, there are reasonable grounds to believe that the consolidated entity will be able to pay its debts as and when they become due and payable and is a going concern because of the following factors:

- The ability to issue additional capital under the Corporations Act 2001 and ASX Listing Rule 7.1 or otherwise; and,
- The consolidated entity's commitment to exploration expenditure is discretionary and expenditure requirements are minimal.

Accordingly, the Directors believe that subject to prevailing equity market conditions, the Company will obtain sufficient funding to enable the consolidated entity to continue as a going concern and that it is appropriate to adopt that basis of accounting in the preparation of the financial report.

Should the Company be unable to obtain sufficient funding as outlined above, there is material uncertainty which may cast significant doubt over the consolidated entity's ability to continue as a going concern.

Should the company be unable to continue as a going concern it may be required to realise its assets and discharge its liabilities other than in the normal course of business and an amount different to those stated in the financial statements. The financial statements do not include any adjustments related to the recoverability and classification of asset carrying amounts or the amount of liabilities that might resolve should the company be unable to continue as a going concern and meet its debts as and when they fall due.

Segment Reporting

Operating segments are reported in a manner consistent with the internal reporting provided to the chief operating decision maker. The chief operating decision maker, who is responsible for allocating resources and assessing performance of the operating segments, has been identified as the Board of Directors of the Company.

ARDIDEN LIMITED
CONDENSED NOTES TO THE FINANCIAL STATEMENTS
FOR THE HALF-YEAR ENDED 31 DECEMBER 2015

2. OTHER INCOME

	31-Dec-15	31-Dec-14
	\$	\$
Forgiveness of creditors	-	60,500
Gain on extinguishment of financial liability (Refer Note 6)	-	46,978
	-	107,478

3. EXPLORATION AND EVALUATION EXPENDITURE

	31-Dec-15	30-Jun-15
	\$	\$
Expenditure brought forward	579,503	694,717
Expenditure incurred	491,676	626,648
Research and development refund	(17,380)	(199,389)
Provision for impairment expense (i)	(91,336)	(542,473)
Expenditure carried forward	962,463	579,503

The ultimate recoupment of the mining tenements, exploration and evaluation expenditure carried forward is dependent upon the successful development and commercial exploitation and/or sale of the relevant areas of interest, at amounts at least equal to book value.

- (i) During the period the Company decided to impair all exploration expenditure in relation to its Hinton North Project in Canada. The Company is not currently expending further funds on this project, as its focus remains on its Manitowadge Project and the recently acquired Seymour Lakes Project.

4. ISSUED CAPITAL

	31-Dec-15		30-Jun-15	
	\$	No.	\$	No.
(a) Fully paid ordinary shares	31,605,217	607,387,130	30,591,592	433,502,920
(b) Movement in ordinary shares	\$	No.	Issue price	
Balance at 30 June 2015	30,591,592	433,502,920		
Issue of shares via the share purchase plan (i)	22/10/2015	780,305	130,050,877	0.006
Issue of shares via private placement (ii)	22/10/2015	245,000	40,833,333	0.006
Issue of shares to consultants in lieu of services (iii)	22/10/2015	18,000	3,000,000	0.006
Capital raising costs	(29,680)	-		
Balance at 31 December 2015	31,605,217	607,387,130		

- (i) On 22 October 2015, the Company completed its share purchase plan and raised \$780,305 via the issue of 130,050,877 shares at \$0.006 per share.
- (ii) On 22 October 2015, the Company completed a private placement to unrelated sophisticated investors and raised \$245,000 via the issue of 40,833,333 shares at \$0.006 per share.
- (iii) On 22 October 2015, the Company issued 3,000,000 shares at \$0.006 per share to consultants in lieu of services provided to the company.

Share Options

At the end of the period, the following options over unissued shares were outstanding:

- 41,500,000 unlisted options expiring 28 November 2017 at an exercise price of 0.5 cents each.

ARDIDEN LIMITED
CONDENSED NOTES TO THE FINANCIAL STATEMENTS
FOR THE HALF-YEAR ENDED 31 DECEMBER 2015

5. RESERVES

	31-Dec-15		30-Jun-15	
	\$	No.	\$	No.
(a) Option reserve	1,728,021	41,500,000	1,633,350	68,494,441
(b) Movement in Reserve		\$	No.	Weighted average exercise price (cents)
Balance at 30 June 2015		1,633,350	68,494,441	
Performance options (i)	22/10/2015	36,323	11,500,000	0.005
Options expired during the year	30/11/2015	-	(18,750,000)	0.006
Options expired during the year	30/11/2015	-	(19,744,441)	0.002
Revaluation of prior year options (ii)	31/12/2015	58,348	-	-
Balance at 31 December 2015		1,728,021	41,500,000	

- (i) On 22 October 2015 the Company issued 11,500,000 unlisted conditional performance options. These options have an expiry date of 28 November 2017 and are subject to a 20 day VWAP of not less than 1.6 cents. These options have been valued using the Black-Scholes option-pricing model. The following table gives the assumptions made in determining the fair value of options on grant date:

CONDITIONAL PERFORMANCE OPTIONS	
Grant date	22 Oct 2015
Number of options	11,500,000
Expiry date	28 Nov 2017
Estimated volatility	189%
Risk-free interest rate	1.81%
Exercise price	\$0.005
Price of shares on grant date	\$0.009
Value per option	\$0.008
Probability	40%
Total value	\$36,323

- (ii) At 31 December 2015 the Board revalued the probability of 30,000,000 unlisted options being exercised to a 40% probability (30 June 2015: 10% probability). As a result the Company has recorded an additional share based payment of \$58,348.

6. FAIR VALUE MEASUREMENT

Fair value hierarchy

The following tables detail the consolidated entity's assets and liabilities, measured or disclosed at fair value, using a three level hierarchy, based on the lowest level of input that is significant to the entire fair value measurement, being:

Level 1: Quoted prices (unadjusted) in active markets for identical assets or liabilities that the entity can access at the measurement date;

Level 2: Inputs other than quoted prices included within Level 1 that are observable for the asset or liability, either directly or indirectly;

Level 3: Unobservable inputs for the asset or liability.

The financial assets within the statement of financial position of \$131 as at 31 December 2015 (30 June 2015: \$131) are positioned in level 1 of the fair value hierarchy.

The carrying amounts of trade and other receivables and trade and other payables are assumed to approximate their fair values due to their short-term nature.

ARDIDEN LIMITED
CONDENSED NOTES TO THE FINANCIAL STATEMENTS
FOR THE HALF-YEAR ENDED 31 DECEMBER 2015

7. FINANCIAL REPORTING BY SEGMENTS

The Group has identified its operating segments based on the internal reports that are reviewed and used by the chief operating decision maker to make decisions about resources to be allocated to the segments and assess their performance.

Operating segments are identified by Management based on the mineral resource and exploration activities in Australia, Indonesia and Canada. Discrete financial information about each project is reported to the chief operating decision maker on a regular basis.

The reportable segments are based on aggregated operating segments determined by the similarity of the economic characteristics, the nature of the activities and the regulatory environment in which those segments operate.

The Group has four reportable segments based on the geographical areas of the mineral resource and exploration activities in Australia, Indonesia and Canada. Unallocated results, assets and liabilities represent corporate amounts that are not core to the reportable segments.

(i) SEGMENT PERFORMANCE

	Canada (Manitouwadge)	Canada (Hinton North)	Indonesia	Australia	Total
Year ended 31 December 2015	\$	\$	\$	\$	\$
Revenue					
Interest revenue	-	-	-	1,627	1,627
Other income	-	-	-	-	-
Total segment revenue	-	-	-	1,627	1,627
<i>Reconciliation of segment result to net loss before tax</i>					
Amounts not included in segment result but reviewed by the Board					
- Provision for impairment expense	-	(91,336)	-	-	(91,336)
Unallocated items					
- Administration, consulting and other expenses					(120,104)
- Borrowing costs					(141)
- Director fees					(45,000)
- Fair value loss on investments					-
- Foreign exchange (loss) / gain					2,577
- Share based payments					(94,671)
Net loss before tax from continuing operations					(347,048)

ARDIDEN LIMITED
CONDENSED NOTES TO THE FINANCIAL STATEMENTS
FOR THE HALF-YEAR ENDED 31 DECEMBER 2015

	Canada (Manitouwadge)	Canada (Hinton North)	Indonesia	Australia	Total
	\$	\$	\$	\$	\$
Year ended 31 December 2014					
Revenue					
Interest revenue	-	-	-	6,630	6,630
Other income	-	-	-	107,478	107,478
Total segment revenue	-	-	-	114,108	114,108

Reconciliation of segment result to net loss before tax

Amounts not included in segment result but reviewed by the Board

- Exploration expenditure written off	-	-	(117,649)	-	(117,649)
Unallocated items					
- Administration, consulting and other expenses					(143,721)
- Borrowing costs					(5,864)
- Director fees and benefit expense					(63,000)
- Fair value loss on investments					(706)
- Foreign exchange (loss) / gain					(596)
- Loss on sale of investments					(273)
- Share based payments					(168,821)
Net loss before tax from continuing operations					(386,522)

(ii) **SEGMENT ASSETS**

	Canada (Manitouwadge)	Canada (Hinton North)	Indonesia	Australia	Total
	\$	\$	\$	\$	\$
As at 31 December 2015					
Segment assets as at 1 July 2015	488,167	91,336	-	-	579,503
Segment asset increases/(decreases)					
- Provision for impairment expense	-	(91,336)	-	-	(91,336)
- Exploration and evaluation	491,676	-	-	-	491,676
- Research and development refund	(17,380)	-	-	-	(17,380)
	962,463	-	-	-	962,463

Reconciliation of segment assets to total assets:

Other assets					569,299
Total assets from continuing operations					1,531,762

	Canada (Manitouwadge)	Canada (Hinton North)	Indonesia	Australia	Total
	\$	\$	\$	\$	\$
As at 30 June 2015					
Segment assets as at 1 July 2014	-	-	694,717	-	694,717
Segment asset increases/(decreases)					
- Exploration and evaluation	488,167	91,336	(694,717)	-	(115,214)
	488,167	91,336	-	-	579,503

Reconciliation of segment assets to total assets:

Other assets					221,442
Total assets from continuing operations					800,945

ARDIDEN LIMITED
CONDENSED NOTES TO THE FINANCIAL STATEMENTS
FOR THE HALF-YEAR ENDED 31 DECEMBER 2015

(iii) SEGMENT LIABILITIES

	Canada (Manitouwadge)	Canada (Hinton North)	Indonesia	Australia	Total
	\$	\$	\$	\$	\$
As at 31 December 2015					
Segment liabilities as at 1 July 2015	83,649	-	-	126,463	210,112
Segment liability increases/(decreases)	29,649	-	-	(60,080)	(30,431)
	113,298	-	-	66,383	179,681

Reconciliation of segment liabilities to total liabilities:

Other liabilities	-
Total liabilities from continuing operations	179,681

	Canada (Manitouwadge)	Canada (Hinton North)	Indonesia	Australia	Total
	\$	\$	\$	\$	\$
As at 30 June 2015					
Segment liabilities as at 1 July 2014	-	-	424,824	424,073	848,897
Segment liability increases/(decreases)	83,649	-	(424,824)	(297,610)	(638,785)
	83,649	-	-	126,463	210,112

Reconciliation of segment liabilities to total liabilities:

Other liabilities	-
	210,112

8. COMMITMENTS

There are no operating lease or exploration commitments as at the date of this report.

9. CONTINGENT LIABILITIES

There has been no change in contingent liabilities since the last annual reporting period.

10. DIVIDENDS

There were no dividends paid or declared during the half year.

ARDIDEN LIMITED
CONDENSED NOTES TO THE FINANCIAL STATEMENTS
FOR THE HALF-YEAR ENDED 31 DECEMBER 2015

11. EVENTS SUBSEQUENT TO REPORTING DATE

On 5 January 2016, the Company completed 2,000m drilling at Manitouwadge Flake Graphite Project, Canada. Preliminary drilling and assay results confirm the potential for development of a high quality jumbo flake graphite project.

On 6 January 2016, the Company entered into an option agreement to acquire 100% of the Seymour Lake Lithium-Beryllium-Tantalum (Spodumene) Project in Ontario, Canada. Seymour Lake has over 4,000m of historical diamond drilling which has confirmed the potential for high quality Spodumene mineralisation containing extensive zones of lithium, tantalum and beryllium.

On 11 January 2016, the Company issued 16,000,000 shares at \$0.005 per share via the conversion of performance options.

On 11 January 2016, the Company confirmed that drilling applications had been lodged for its maiden drill program at Seymour Lake Lithium Project. The Company intends to use the drill program to test and confirm historical geological data.

On 22 January 2016, the Company issued 19,000,000 shares at \$0.005 per share via the conversion of performance options. The Company also issued 1,749,988 shares at \$0.0114 per share to drilling and exploration contractors in lieu of cash payment for services rendered.

On 10 February 2016, the Company entered into an option agreement to acquire 100% of the Root Lake Lithium (Spodumene) Project in Ontario, Canada, complementing its Seymour Lake Lithium Project. The root Lake Project has extensive outcropping mineralisation and includes the McCombe Spodumene-bearing pegmatite and the Root Lake Spodumene-bearing pegmatite, both of which were originally discovered in the 1950s.

On 12 February 2016, the Company issued 6,500,000 shares at \$0.005 per share via the conversion of performance options.

On 17 February 2016, the Company appointed experienced mining executive Mr Brad Boyle as Executive Director and Canadian-based executive Mr Michael (Mick) Stares as General Manager – Canadian Operations. On 17 February 2016, the Company also announced the retirement of Director James Thompson, due to other commitments.

As part of Mr Boyle's remuneration the Board has agreed (subject to shareholder approval at the next general meeting) to grant Mr Boyle two tranches of performance options:

- Tranche 1 – 5,000,000 options at an exercise price of 2c/ share (with an expiry date of 30 June 2017) subject to a performance hurdle of a minimum of a 20-day VWAP of 4c/ share AND the successful completion of the acquisition (subject to due diligence) of the Seymour Lake Lithium Project and/or the Root Lake Lithium Project or such other project as approved by the Board; and
- Tranche 2 - 5,000,000 options at an exercise price of 2c/ share (with an expiry date of 30 June 2017) subject to a performance hurdle of a minimum of a 20-day VWAP of 4c/ share AND the successful execution of an off-take agreement on terms acceptable to the Board of a minimum of 5,000tpa of contained lithium and/or 10,000tpa of contained graphite.

On 23 February 2016, the Company commenced its maiden lithium drilling program at Seymour Lake, Canada. The upcoming drill program will aim to define the main Spodumene-bearing pegmatite structures at the project, laying foundations for potential future resource delineation.

On 2 March 2016, the Company commenced diamond drilling at Seymour Lake lithium-beryllium-tantalum project in Ontario, Canada (under option) following completion of access tracks and site preparation. Subject to results, this initial program may comprise up to 1,000m of diamond drilling. The company also advised that the first two drill holes had already successfully intersected a number of sections of the key Spodumene-bearing pegmatite structures which are the main target of the drilling.

There are no other matters or circumstances that have arisen since 31 December 2015 that have or may significantly affect the operations, results, or state of affairs of the Consolidated Entity in future financial years.


ARDIDEN LIMITED
DIRECTORS' DECLARATION
FOR THE HALF-YEAR ENDED 31 DECEMBER 2015

The Directors of the company declare that:

- 1) The financial statements and notes, as set out on pages 16-26
 - a. Comply with Accounting Standard AASB 134: Interim Financial Reporting, Corporations Act 2001 and the Corporations Regulations 2001; and
 - b. Give a true and fair view of the consolidated entity's financial position as at 31 December 2015 and of its performance for the half year ended on that date.

- 2) In the Directors' opinion there are reasonable grounds to believe that the company will be able to pay its debts as and when they become due and payable.

The declaration is made in accordance with resolution of the board.



Piers Lewis
Director

Perth, Western Australia
Dated: 14 March 2016

INDEPENDENT AUDITOR'S REVIEW REPORT TO THE MEMBERS OF ARDIDEN LIMITED

Report on the Half-Year Financial Report

We have reviewed the accompanying half-year financial report of Ardiden Limited (the Company) and the consolidated entities (the consolidated entity) which comprises the condensed consolidated statement of financial position as at 31 December 2015, the condensed consolidated statement of profit or loss and other comprehensive income, the condensed consolidated statement of changes in equity and the condensed consolidated statement of cash flows for the half-year ended on that date, notes comprising a summary of significant accounting policies and other explanatory information and the directors' declaration of the consolidated entity comprising the Company and the entities it controlled at 31 December 2015, or during the half year.

Directors' Responsibility for the Half-Year Financial Report

The directors of the Company are responsible for the preparation of the half-year financial report that gives a true and fair view in accordance with the Australian Accounting Standards and the Corporations Act 2001 and for such internal controls as the directors determine is necessary to enable the preparation of the half-year financial report that gives a true and fair view and is free from material misstatement, whether due to fraud or error.

Auditor's Responsibility

Our responsibility is to express a conclusion on the half-year financial report based on our review. We conducted our review in accordance with Auditing Standard on Review Engagements ASRE 2410 Review of a Financial Report Performed by the Independent Auditor of the Entity, in order to state whether, on the basis of the procedures described, we have become aware of any matter that makes us believe that the half-year financial report is not in accordance with the Corporations Act 2001 including: giving a true and fair view of the consolidated entity's financial position as at 31 December 2015 and its performance for the half year ended on that date; and complying with Accounting Standard AASB 134 Interim Financial Reporting and the Corporation Regulations 2001. As the auditor of Ardiden Limited and the entities it controlled during the half year, ASRE 2410 requires that we comply with the ethical requirements relevant to the audit of the annual financial report.

A review of a half-year financial report consists of making enquiries, primarily of persons responsible for financial and accounting matters, and applying analytical and other review procedures. A review is substantially less in scope than an audit conducted in accordance with Australian Auditing Standards and consequently does not enable us to obtain assurance that we would become aware of all significant matters that might be identified in an audit. Accordingly, we do not express an audit opinion.

Tel: 61 8 9426 8999 | Fax: 61 8 9426 8900 | www.pkfmack.com.au

PKF Mack | ABN 64 591 268 274

4th Floor, 35 Havelock Street | West Perth | Western Australia 6005 | Australia

PO Box 609 | West Perth | Western Australia 6872 | Australia

Independence

In conducting our review, we have complied with the independence requirements of the Corporations Act 2001. In accordance with the Corporations Act 2001, we have given the directors' of the company a written Auditor's Independence Declaration.


Conclusion

Based on our review, which is not an audit, we have not become aware of any matter that makes us believe that the half-year financial report of Ardiden Limited is not in accordance with the Corporations Act 2001 including:

- (a) giving a true and fair view of the consolidated entity's financial position as at 31 December 2015 and of its performance for the half-year ended on that date; and
- (b) complying with Accounting Standard AASB 134 Interim Financial Reporting and the Corporations Regulations 2001.

Emphasis of Matter

Without modifying our conclusion, we draw attention to Note 1 in the financial report, which confirmed that the consolidated entity incurred a net loss after tax of \$347,048 during the half year ended 31 December 2015. These conditions, along with other matters as set out in Note 1, indicates the existence of a material uncertainty that may cast significant doubt about the consolidated entity's ability to continue as a going concern and therefore, the consolidated entity may be unable to realise its assets and discharge its liabilities in the normal course of business.



PKF MACK



SHANE CROSS
PARTNER

14 MARCH 2016
WEST PERTH,
WESTERN AUSTRALIA