

Form 604
Corporations Act 2001
Section 671B

Notice of change of interests of substantial holder

To Company Name/Scheme Investa Office Fund (comprising of the Prime Credit Property Trust and the Armstrong Jones Office Fund)

ACN/ARSN 089 849 196 / 090 242 229

1. Details of substantial holder (1)

Name Morgan Stanley and its subsidiaries listed in Annexure A
ACN/ARSN (if applicable) Not Applicable

There was a change in the interests of the substantial holder on September 23, 2014
The previous notice was given to the company on March 13, 2014
The previous notice was dated March 11, 2014

2. Previous and present voting power

The total number of votes attached to all the voting shares in the company or voting interests in the scheme that the substantial holder or an associate (2) had a relevant interest (3) in when last required, and when now required, to give a substantial holding notice to the company or scheme, are as follows:

| Class of securities (4) | Previous notice | | Present notice | |
|-------------------------|-----------------|---|----------------|---|
| | Person's votes | Voting power (5) | Person's votes | Voting power (5) |
| Fully paid units | 52,318,530 | 8.52% | 59,556,357 | 9.70% |
| | | Based on 614,047,458 Units outstanding | | Based on 614,047,458 Units outstanding |

3. Changes in relevant interests

Particulars of each change in, or change in the nature of, a relevant interest of the substantial holder or an associate in voting securities of the company or scheme, since the substantial holder was last required to give a substantial holding notice to the company or scheme are as follows:

| Date of change | Person whose relevant interest changed | Nature of change (6) | Consideration given in relation to change (7) | Class and number of Securities affected | Person's votes affected |
|----------------|--|----------------------|---|---|-------------------------|
| 3/12/2014 | Morgan Stanley & Co. International plc | Buy | 3.2067 | 17,806 Fully paid units | 17,806 |
| 3/12/2014 | Morgan Stanley Australia Securities Limited | Buy | 3.2145 | 63,282 Fully paid units | 63,282 |
| 3/12/2014 | Morgan Stanley Australia Securities Limited | Sell | 3.2097 | -119,822 Fully paid units | -119,822 |
| 3/12/2014 | Post Sale Portfolio Issuer Pty Ltd | Buy | 3.1927 | 160,560 Fully paid units | 160,560 |
| 3/13/2014 | Morgan Stanley & Co. International plc | Sell | 3.1976 | -511 Fully paid units | -511 |
| 3/13/2014 | Morgan Stanley Australia Securities Limited | Buy | 3.2400 | 25,600 Fully paid units | 25,600 |
| 3/13/2014 | Morgan Stanley Australia Securities Limited | Sell | 3.1843 | -9,970 Fully paid units | -9,970 |
| 3/13/2014 | Morgan Stanley Investment Management Company | Sell | 3.1960 | -752,958 Fully paid units | -752,958 |
| 3/14/2014 | Morgan Stanley Australia Securities Limited | Buy | 3.2181 | 46,920 Fully paid units | 46,920 |
| 3/14/2014 | Morgan Stanley Investment Management Company | Sell | 3.1951 | -1,151,375 Fully paid units | -1151375 |
| 3/14/2014 | Post Sale Portfolio Issuer Pty Ltd | Buy | 3.2000 | 8,810 Fully paid units | 8,810 |
| 3/17/2014 | Morgan Stanley & Co. International plc | Sell | 3.0389 | -35,612 Fully paid units | -35,612 |
| 3/17/2014 | Morgan Stanley Australia Securities Limited | Borrow | N/A | 95,000 Fully paid units | 95,000 |
| 3/17/2014 | Morgan Stanley Australia Securities Limited | Buy | 3.2017 | 53,514 Fully paid units | 53,514 |
| 3/17/2014 | Morgan Stanley Australia Securities Limited | Sell | 3.2018 | -43,799 Fully paid units | -43,799 |
| 3/17/2014 | Post Sale Portfolio Issuer Pty Ltd | Buy | 3.1998 | 439,004 Fully paid units | 439004 |
| 3/18/2014 | Morgan Stanley Australia Securities Limited | Buy | 3.2058 | 86,925 Fully paid units | 86,925 |
| 3/18/2014 | Morgan Stanley Australia Securities Limited | Sell | 3.2499 | -6,936 Fully paid units | -6,936 |
| 3/18/2014 | Post Sale Portfolio Issuer Pty Ltd | Buy | 3.2000 | 7 Fully paid units | 7 |
| 3/19/2014 | Morgan Stanley & Co. International plc | Buy | 3.2000 | 53,011 Fully paid units | 53,011 |
| 3/19/2014 | Morgan Stanley Australia Securities Limited | Buy | 3.2172 | 79,266 Fully paid units | 79,266 |

| | | | | | |
|-----------|---|------|--------|---------------------------|----------|
| 3/19/2014 | Morgan Stanley Australia Securities Limited | Sell | 3.2192 | -18,689 Fully paid units | -18,689 |
| 3/19/2014 | Post Sale Portfolio Issuer Pty Ltd | Buy | 3.2000 | 143,111 Fully paid units | 143,111 |
| 3/20/2014 | Morgan Stanley Australia Securities Limited | Buy | 3.2168 | 7,175 Fully paid units | 7,175 |
| 3/20/2014 | Morgan Stanley Australia Securities Limited | Sell | 3.2200 | -435 Fully paid units | -435 |
| 3/20/2014 | Post Sale Portfolio Issuer Pty Ltd | Buy | 3.2000 | 13,712 Fully paid units | 13,712 |
| 3/21/2014 | Morgan Stanley & Co. International plc | Buy | 3.2216 | 301,711 Fully paid units | 301,711 |
| 3/21/2014 | Morgan Stanley Australia Securities Limited | Buy | 3.2100 | 3,078 Fully paid units | 3,078 |
| 3/21/2014 | Post Sale Portfolio Issuer Pty Ltd | Buy | 3.2000 | 476,053 Fully paid units | 476,053 |
| 3/24/2014 | Morgan Stanley & Co. International plc | Sell | 3.2200 | -53,011 Fully paid units | -53,011 |
| 3/24/2014 | Morgan Stanley Australia Securities Limited | Buy | 3.2083 | 120,399 Fully paid units | 120,399 |
| 3/24/2014 | Post Sale Portfolio Issuer Pty Ltd | Buy | 3.2000 | 1,508 Fully paid units | 1,508 |
| 3/25/2014 | Morgan Stanley & Co. International plc | Buy | 3.2000 | 60,594 Fully paid units | 60,594 |
| 3/25/2014 | Morgan Stanley Australia Securities Limited | Buy | 3.2068 | 106,326 Fully paid units | 106,326 |
| 3/25/2014 | Morgan Stanley Australia Securities Limited | Sell | 3.2105 | -12,006 Fully paid units | -12,006 |
| 3/25/2014 | Post Sale Portfolio Issuer Pty Ltd | Buy | 3.1947 | 173,949 Fully paid units | 173,949 |
| 3/26/2014 | Morgan Stanley & Co. International plc | Buy | 3.2000 | 34,935 Fully paid units | 34,935 |
| 3/26/2014 | Morgan Stanley & Co. International plc | Sell | 3.2193 | -293,150 Fully paid units | -293,150 |
| 3/26/2014 | Morgan Stanley Australia Securities Limited | Buy | 3.2201 | 121,755 Fully paid units | 121,755 |
| 3/26/2014 | Morgan Stanley Australia Securities Limited | Sell | 3.2153 | -149,414 Fully paid units | -149,414 |
| 3/26/2014 | Post Sale Portfolio Issuer Pty Ltd | Buy | 3.2000 | 84,804 Fully paid units | 84,804 |
| 3/27/2014 | Morgan Stanley & Co. International plc | Sell | 3.2172 | -2,656 Fully paid units | -2,656 |
| 3/27/2014 | Morgan Stanley Australia Securities Limited | Buy | 3.2081 | 127,576 Fully paid units | 127,576 |
| 3/27/2014 | Morgan Stanley Australia Securities Limited | Sell | 3.2063 | -80,570 Fully paid units | -80,570 |
| 3/27/2014 | Post Sale Portfolio Issuer Pty Ltd | Buy | 3.1989 | 74,908 Fully paid units | 74,908 |
| 3/28/2014 | Morgan Stanley & Co. International plc | Sell | 3.2200 | -60,594 Fully paid units | -60,594 |
| 3/28/2014 | Morgan Stanley Australia Securities Limited | Buy | 3.2080 | 321,322 Fully paid units | 321,322 |
| 3/28/2014 | Morgan Stanley Australia Securities Limited | Sell | 3.2111 | -154,750 Fully paid units | -154,750 |
| 3/28/2014 | Post Sale Portfolio Issuer Pty Ltd | Buy | 3.1988 | 101,278 Fully paid units | 101,278 |
| 3/31/2014 | Morgan Stanley & Co. International plc | Sell | 3.2000 | -34,935 Fully paid units | -34,935 |
| 3/31/2014 | Morgan Stanley Australia Securities Limited | Buy | 3.2455 | 72,613 Fully paid units | 72,613 |
| 3/31/2014 | Morgan Stanley Australia Securities Limited | Sell | 3.2171 | -152,154 Fully paid units | -152,154 |
| 4/1/2014 | Morgan Stanley Australia Securities Limited | Buy | 3.2207 | 37,481 Fully paid units | 37,481 |
| 4/1/2014 | Morgan Stanley Australia Securities Limited | Sell | 3.2087 | -157,624 Fully paid units | -157,624 |
| 4/2/2014 | Morgan Stanley & Co. International plc | Buy | 3.0967 | 12,908 Fully paid units | 12,908 |
| 4/2/2014 | Morgan Stanley & Co. International plc | Sell | 3.2100 | -3,298 Fully paid units | -3,298 |
| 4/2/2014 | Morgan Stanley Australia Securities Limited | Buy | 3.2130 | 112,769 Fully paid units | 112,769 |
| 4/2/2014 | Morgan Stanley Australia Securities Limited | Sell | 3.2105 | -368,952 Fully paid units | -368,952 |
| 4/2/2014 | Post Sale Portfolio Issuer Pty Ltd | Buy | 3.2000 | 1,730 Fully paid units | 1,730 |
| 4/3/2014 | Morgan Stanley & Co. International plc | Sell | 3.2482 | -700 Fully paid units | -700 |
| 4/3/2014 | Morgan Stanley Australia Securities Limited | Buy | 3.2129 | 31,759 Fully paid units | 31,759 |
| 4/3/2014 | Morgan Stanley Australia Securities Limited | Sell | 3.2458 | -116,603 Fully paid units | -116,603 |
| 4/3/2014 | Post Sale Portfolio Issuer Pty Ltd | Buy | 3.2000 | 46,115 Fully paid units | 46,115 |
| 4/4/2014 | Morgan Stanley & Co. International plc | Sell | 3.2200 | -131 Fully paid units | -131 |
| 4/4/2014 | Morgan Stanley Australia Securities Limited | Buy | 3.2060 | 2,000 Fully paid units | 2,000 |
| 4/4/2014 | Morgan Stanley Australia Securities Limited | Sell | 3.2221 | -55,311 Fully paid units | -55,311 |
| 4/4/2014 | Post Sale Portfolio Issuer Pty Ltd | Buy | 3.1974 | 15,914 Fully paid units | 15,914 |
| 4/7/2014 | Morgan Stanley & Co. International plc | Sell | 3.2167 | -6,926 Fully paid units | -6,926 |
| 4/7/2014 | Morgan Stanley Australia Securities Limited | Buy | 3.2267 | 14,568 Fully paid units | 14,568 |
| 4/7/2014 | Morgan Stanley Australia Securities Limited | Sell | 3.2184 | -85,736 Fully paid units | -85,736 |
| 4/8/2014 | Morgan Stanley & Co. International plc | Sell | 3.2081 | -637 Fully paid units | -637 |
| 4/8/2014 | Morgan Stanley Australia Securities Limited | Buy | 3.2252 | 113,951 Fully paid units | 113,951 |
| 4/8/2014 | Morgan Stanley Australia Securities Limited | Sell | 3.2091 | -31,600 Fully paid units | -31,600 |
| 4/9/2014 | Morgan Stanley & Co. International plc | Sell | 3.2049 | -542 Fully paid units | -542 |
| 4/9/2014 | Morgan Stanley Australia Securities Limited | Buy | 3.2653 | 83,186 Fully paid units | 83,186 |
| 4/9/2014 | Morgan Stanley Australia Securities Limited | Sell | 3.2094 | -13,005 Fully paid units | -13,005 |
| 4/10/2014 | Morgan Stanley & Co. International plc | Sell | 3.2223 | -614 Fully paid units | -614 |
| 4/10/2014 | Morgan Stanley Australia Securities Limited | Buy | 3.2991 | 237,361 Fully paid units | 237,361 |
| 4/10/2014 | Morgan Stanley Australia Securities Limited | Sell | 3.2244 | -20,712 Fully paid units | -20,712 |

| | | | | | |
|-----------|---|-----------------|--------|---------------------------|----------|
| 4/11/2014 | Morgan Stanley & Co. International plc | Buy | 3.2800 | 22,652 Fully paid units | 22,652 |
| 4/11/2014 | Morgan Stanley & Co. International plc | Sell | 3.2229 | -368 Fully paid units | -368 |
| 4/11/2014 | Morgan Stanley Australia Securities Limited | Buy | 3.2820 | 39,739 Fully paid units | 39,739 |
| 4/11/2014 | Morgan Stanley Australia Securities Limited | Sell | 3.2268 | -86,110 Fully paid units | -86,110 |
| 4/14/2014 | Morgan Stanley & Co. International plc | Buy | 3.2400 | 34,304 Fully paid units | 34,304 |
| 4/14/2014 | Morgan Stanley & Co. International plc | Sell | 3.2641 | -313 Fully paid units | -313 |
| 4/14/2014 | Morgan Stanley Australia Securities Limited | Buy | 3.2579 | 394,924 Fully paid units | 394,924 |
| 4/14/2014 | Morgan Stanley Australia Securities Limited | Sell | 3.2687 | -29,456 Fully paid units | -29,456 |
| 4/15/2014 | Morgan Stanley & Co. International plc | Buy | 3.2700 | 23,167 Fully paid units | 23,167 |
| 4/15/2014 | Morgan Stanley Australia Securities Limited | Buy | 3.2634 | 18,087 Fully paid units | 18,087 |
| 4/15/2014 | Morgan Stanley Australia Securities Limited | Sell | 3.3090 | -228,020 Fully paid units | -228,020 |
| 4/16/2014 | Morgan Stanley & Co. International plc | Sell | 3.3200 | -22,652 Fully paid units | -22,652 |
| 4/16/2014 | Morgan Stanley Australia Securities Limited | Buy | 3.2971 | 148,648 Fully paid units | 148,648 |
| 4/16/2014 | Morgan Stanley Australia Securities Limited | Sell | 3.2879 | -59,119 Fully paid units | -59,119 |
| 4/17/2014 | Morgan Stanley & Co. International plc | Sell | 3.2737 | -47,016 Fully paid units | -47,016 |
| 4/17/2014 | Morgan Stanley Australia Securities Limited | Buy | 3.2920 | 74,293 Fully paid units | 74,293 |
| 4/17/2014 | Morgan Stanley Australia Securities Limited | Sell | 3.2499 | -215,910 Fully paid units | -215,910 |
| 4/22/2014 | Morgan Stanley & Co. International plc | Sell | 3.2400 | -23,167 Fully paid units | -23,167 |
| 4/22/2014 | Morgan Stanley Australia Securities Limited | Buy | 3.3350 | 20,047 Fully paid units | 20,047 |
| 4/22/2014 | Morgan Stanley Australia Securities Limited | Sell | 3.2678 | -26,806 Fully paid units | -26,806 |
| 4/23/2014 | Morgan Stanley Australia Securities Limited | Sell | 3.2747 | -135,753 Fully paid units | -135,753 |
| 4/28/2014 | Morgan Stanley Australia Securities Limited | Buy | 3.3691 | 10,000 Fully paid units | 10,000 |
| 4/28/2014 | Morgan Stanley Australia Securities Limited | Sell | 3.3309 | -7,159 Fully paid units | -7,159 |
| 4/29/2014 | Morgan Stanley Australia Securities Limited | Buy | 3.3900 | 110,000 Fully paid units | 110,000 |
| 4/29/2014 | Morgan Stanley Australia Securities Limited | Sell | 3.3556 | -37,195 Fully paid units | -37,195 |
| 4/30/2014 | Morgan Stanley Australia Securities Limited | Buy | 3.3359 | 29,419 Fully paid units | 29,419 |
| 4/30/2014 | Morgan Stanley Australia Securities Limited | Sell | 3.3808 | -8,690 Fully paid units | -8,690 |
| 5/1/2014 | Morgan Stanley & Co. International plc | Buy | 3.3400 | 7,032 Fully paid units | 7,032 |
| 5/1/2014 | Morgan Stanley & Co. International plc | Sell | 3.3663 | -7,298 Fully paid units | -7,298 |
| 5/1/2014 | Morgan Stanley Australia Securities Limited | Buy | 3.3430 | 1,098 Fully paid units | 1,098 |
| 5/1/2014 | Morgan Stanley Australia Securities Limited | Sell | 3.3615 | -118,934 Fully paid units | -118,934 |
| 5/2/2014 | Morgan Stanley & Co. International plc | Sell | 3.0978 | -7,032 Fully paid units | -7,032 |
| 5/2/2014 | Morgan Stanley Australia Securities Limited | Buy | 3.2985 | 168,928 Fully paid units | 168,928 |
| 5/2/2014 | Morgan Stanley Australia Securities Limited | Sell | 3.3758 | -5,078 Fully paid units | -5,078 |
| 5/5/2014 | Morgan Stanley Australia Securities Limited | Buy | 3.3110 | 2,408 Fully paid units | 2,408 |
| 5/5/2014 | Morgan Stanley Australia Securities Limited | Sell | 3.3597 | -14,599 Fully paid units | -14,599 |
| 5/6/2014 | Morgan Stanley Australia Securities Limited | Sell | 3.3389 | -27,608 Fully paid units | -27,608 |
| 5/7/2014 | Morgan Stanley Australia Securities Limited | Buy | 3.2683 | 131,450 Fully paid units | 131,450 |
| 5/7/2014 | Morgan Stanley Australia Securities Limited | Sell | 3.3377 | -3,778 Fully paid units | -3,778 |
| 5/8/2014 | Morgan Stanley Australia Securities Limited | Buy | 3.3000 | 16,813 Fully paid units | 16,813 |
| 5/8/2014 | Morgan Stanley Australia Securities Limited | Sell | 3.3232 | -60,878 Fully paid units | -60,878 |
| 5/9/2014 | Morgan Stanley Australia Securities Limited | Buy | 3.2637 | 171,739 Fully paid units | 171,739 |
| 5/12/2014 | Morgan Stanley Australia Securities Limited | Buy | 3.2925 | 14,082 Fully paid units | 14,082 |
| 5/12/2014 | Morgan Stanley Australia Securities Limited | Sell | 3.3000 | -140 Fully paid units | -140 |
| 5/13/2014 | Morgan Stanley & Co. LLC | Borrow Returned | N/A | -437 Fully paid units | -437 |
| 5/13/2014 | Morgan Stanley Australia Securities Limited | Buy | 3.2439 | 35,974 Fully paid units | 35,974 |
| 5/13/2014 | Morgan Stanley Australia Securities Limited | Sell | 3.3100 | -130 Fully paid units | -130 |
| 5/14/2014 | Morgan Stanley Australia Securities Limited | Borrow Returned | N/A | -73,694 Fully paid units | -73,694 |
| 5/14/2014 | Morgan Stanley Australia Securities Limited | Buy | 3.2797 | 7,905 Fully paid units | 7,905 |
| 5/14/2014 | Morgan Stanley Australia Securities Limited | Sell | 3.2600 | -12,995 Fully paid units | -12,995 |
| 5/15/2014 | Morgan Stanley & Co. LLC | Borrow Returned | N/A | -2,743 Fully paid units | -2,743 |
| 5/15/2014 | Morgan Stanley Australia Securities Limited | Sell | 3.3000 | -3,172 Fully paid units | -3,172 |
| 5/16/2014 | Morgan Stanley Australia Securities Limited | Buy | 3.3100 | 2,228 Fully paid units | 2,228 |
| 5/16/2014 | Morgan Stanley Australia Securities Limited | Sell | 3.2600 | -21 Fully paid units | -21 |
| 5/19/2014 | Morgan Stanley & Co. International plc | Sell | 3.2935 | -40,313 Fully paid units | -40,313 |
| 5/19/2014 | Morgan Stanley Australia Securities Limited | Sell | 3.2877 | -529 Fully paid units | -529 |
| 5/20/2014 | Morgan Stanley & Co. International plc | Sell | 3.3287 | -37,652 Fully paid units | -37,652 |
| 5/20/2014 | Morgan Stanley Australia Securities Limited | Buy | 3.2773 | 6,337 Fully paid units | 6,337 |

| | | | | | |
|-----------|---|-----------------|--------|---------------------------|----------|
| 5/20/2014 | Morgan Stanley Australia Securities Limited | Sell | 3.3329 | -15,486 Fully paid units | -15,486 |
| 5/21/2014 | Morgan Stanley Australia Securities Limited | Buy | 3.2856 | 3,369 Fully paid units | 3,369 |
| 5/21/2014 | Morgan Stanley Australia Securities Limited | Sell | 3.3100 | -1,043 Fully paid units | -1,043 |
| 5/22/2014 | Morgan Stanley Australia Securities Limited | Buy | 3.2900 | 1,334 Fully paid units | 1,334 |
| 5/22/2014 | Morgan Stanley Australia Securities Limited | Sell | 3.3000 | -63 Fully paid units | -63 |
| 5/23/2014 | Morgan Stanley & Co. International plc | Sell | 3.2711 | -4,551 Fully paid units | -4,551 |
| 5/23/2014 | Morgan Stanley Australia Securities Limited | Sell | 3.2810 | -1,480 Fully paid units | -1,480 |
| 5/26/2014 | Morgan Stanley Australia Securities Limited | Sell | 3.2886 | -17,374 Fully paid units | -17,374 |
| 5/27/2014 | Morgan Stanley Australia Securities Limited | Buy | 3.3600 | 130,001 Fully paid units | 130,001 |
| 5/27/2014 | Morgan Stanley Australia Securities Limited | Sell | 3.2928 | -20,936 Fully paid units | -20,936 |
| 5/28/2014 | Morgan Stanley & Co. International plc | Buy | 3.3595 | 2,200 Fully paid units | 2,200 |
| 5/28/2014 | Morgan Stanley Australia Securities Limited | Sell | 3.3094 | -2,687 Fully paid units | -2,687 |
| 5/29/2014 | Morgan Stanley Australia Securities Limited | Buy | 3.3000 | 2,238 Fully paid units | 2,238 |
| 5/29/2014 | Morgan Stanley Australia Securities Limited | Sell | 3.3222 | -2,345 Fully paid units | -2,345 |
| 5/30/2014 | Morgan Stanley & Co. International plc | Buy | 3.3500 | 39,852 Fully paid units | 39,852 |
| 5/30/2014 | Morgan Stanley Australia Securities Limited | Buy | 3.3529 | 1,038 Fully paid units | 1,038 |
| 5/30/2014 | Morgan Stanley Australia Securities Limited | Sell | 3.3641 | -140,498 Fully paid units | -140,498 |
| 6/2/2014 | Morgan Stanley Australia Securities Limited | Sell | 3.3956 | -18,010 Fully paid units | -18,010 |
| 6/3/2014 | Morgan Stanley & Co. LLC | Borrow Returned | N/A | -8,800 Fully paid units | -8,800 |
| 6/3/2014 | Morgan Stanley Australia Securities Limited | Buy | 3.3700 | 1,079 Fully paid units | 1,079 |
| 6/3/2014 | Morgan Stanley Australia Securities Limited | Sell | 3.3178 | -50,115 Fully paid units | -50,115 |
| 6/4/2014 | Morgan Stanley & Co. LLC | Borrow Returned | N/A | -4,565 Fully paid units | -4,565 |
| 6/4/2014 | Morgan Stanley Australia Securities Limited | Buy | 3.3489 | 82,093 Fully paid units | 82,093 |
| 6/4/2014 | Morgan Stanley Australia Securities Limited | Sell | 3.3543 | -22,258 Fully paid units | -22,258 |
| 6/5/2014 | Morgan Stanley Australia Securities Limited | Sell | 3.3642 | -28,761 Fully paid units | -28,761 |
| 6/6/2014 | Morgan Stanley & Co. International plc | Buy | 3.3408 | 80,869 Fully paid units | 80,869 |
| 6/6/2014 | Morgan Stanley Australia Securities Limited | Buy | 3.3502 | 10,000 Fully paid units | 10,000 |
| 6/6/2014 | Morgan Stanley Australia Securities Limited | Sell | 3.3600 | -686 Fully paid units | -686 |
| 6/10/2014 | Morgan Stanley & Co. International plc | Sell | 3.3402 | -1,361 Fully paid units | -1,361 |
| 6/10/2014 | Morgan Stanley Australia Securities Limited | Buy | 3.3821 | 10,545 Fully paid units | 10,545 |
| 6/10/2014 | Morgan Stanley Australia Securities Limited | Sell | 3.3456 | -5,842 Fully paid units | -5,842 |
| 6/11/2014 | Morgan Stanley Australia Securities Limited | Buy | 3.3717 | 5,845 Fully paid units | 5,845 |
| 6/12/2014 | Morgan Stanley & Co. International plc | Sell | 3.3436 | -3,963 Fully paid units | -3,963 |
| 6/12/2014 | Morgan Stanley Australia Securities Limited | Sell | 3.3400 | -353 Fully paid units | -353 |
| 6/13/2014 | Morgan Stanley & Co. International plc | Buy | 3.3400 | 45,934 Fully paid units | 45,934 |
| 6/13/2014 | Morgan Stanley & Co. International plc | Sell | 3.3847 | -2,550 Fully paid units | -2,550 |
| 6/13/2014 | Morgan Stanley Australia Securities Limited | Sell | 3.3907 | -21,955 Fully paid units | -21,955 |
| 6/16/2014 | Morgan Stanley Australia Securities Limited | Sell | 3.3802 | -33,924 Fully paid units | -33,924 |
| 6/17/2014 | Morgan Stanley Australia Securities Limited | Buy | 3.3642 | 12,790 Fully paid units | 12,790 |
| 6/17/2014 | Morgan Stanley Australia Securities Limited | Sell | 3.3400 | -508 Fully paid units | -508 |
| 6/18/2014 | Morgan Stanley & Co. International plc | Sell | 3.3396 | -47,916 Fully paid units | -47,916 |
| 6/18/2014 | Morgan Stanley Australia Securities Limited | Sell | 3.3361 | -59,114 Fully paid units | -59,114 |
| 6/19/2014 | Morgan Stanley & Co. International plc | Buy | 3.4800 | 118,284 Fully paid units | 118,284 |
| 6/19/2014 | Morgan Stanley Australia Securities Limited | Buy | 3.4323 | 136,401 Fully paid units | 136,401 |
| 6/19/2014 | Morgan Stanley Australia Securities Limited | Sell | 3.3144 | -13,203 Fully paid units | -13,203 |
| 6/20/2014 | Morgan Stanley & Co. International plc | Buy | 3.4590 | 49,355 Fully paid units | 49,355 |
| 6/20/2014 | Morgan Stanley Australia Securities Limited | Buy | 3.4400 | 4,437 Fully paid units | 4,437 |
| 6/20/2014 | Morgan Stanley Australia Securities Limited | Sell | 3.3728 | -122,686 Fully paid units | -122,686 |
| 6/23/2014 | Morgan Stanley & Co. International plc | Buy | 3.4841 | 680 Fully paid units | 680 |
| 6/23/2014 | Morgan Stanley Australia Securities Limited | Buy | 3.4789 | 12,541 Fully paid units | 12,541 |
| 6/23/2014 | Morgan Stanley Australia Securities Limited | Sell | 3.4245 | -236,429 Fully paid units | -236,429 |
| 6/24/2014 | Morgan Stanley & Co. International plc | Sell | 3.4300 | -118,284 Fully paid units | -118,284 |
| 6/24/2014 | Morgan Stanley Australia Securities Limited | Buy | 3.4535 | 13,690 Fully paid units | 13,690 |
| 6/24/2014 | Morgan Stanley Australia Securities Limited | Sell | 3.4514 | -51,852 Fully paid units | -51,852 |
| 6/25/2014 | Morgan Stanley & Co. International plc | Sell | 3.4592 | -47,663 Fully paid units | -47,663 |
| 6/25/2014 | Morgan Stanley Australia Securities Limited | Buy | 3.4623 | 4,856 Fully paid units | 4,856 |
| 6/25/2014 | Morgan Stanley Australia Securities Limited | Sell | 3.4431 | -74,236 Fully paid units | -74,236 |
| 6/26/2014 | Morgan Stanley & Co. International plc | Buy | 3.4800 | 11,510 Fully paid units | 11,510 |

| | | | | | |
|-----------|---|-----------------|--------|---------------------------|----------|
| 6/26/2014 | Morgan Stanley Australia Securities Limited | Buy | 3.4941 | 14,852 Fully paid units | 14,852 |
| 6/26/2014 | Morgan Stanley Australia Securities Limited | Sell | 3.4831 | -125,547 Fully paid units | -125,547 |
| 6/27/2014 | Morgan Stanley Australia Securities Limited | Buy | 3.4600 | 10,599 Fully paid units | 10,599 |
| 6/27/2014 | Morgan Stanley Australia Securities Limited | Sell | 3.4649 | -32,475 Fully paid units | -32,475 |
| 6/30/2014 | Morgan Stanley & Co. International plc | Buy | 3.4224 | 3,327 Fully paid units | 3,327 |
| 6/30/2014 | Morgan Stanley & Co. LLC | Borrow Returned | N/A | -20,700 Fully paid units | -20,700 |
| 6/30/2014 | Morgan Stanley Australia Securities Limited | Buy | 3.4001 | 436,431 Fully paid units | 436,431 |
| 6/30/2014 | Morgan Stanley Australia Securities Limited | Sell | 3.4705 | -46,378 Fully paid units | -46,378 |
| 7/1/2014 | Morgan Stanley & Co. International plc | Sell | 3.5100 | -11,510 Fully paid units | -11,510 |
| 7/1/2014 | Morgan Stanley & Co. LLC | Borrow Returned | N/A | -13,128 Fully paid units | -13,128 |
| 7/1/2014 | Morgan Stanley Australia Securities Limited | Borrow Returned | N/A | -21,306 Fully paid units | -21,306 |
| 7/1/2014 | Morgan Stanley Australia Securities Limited | Buy | 3.4300 | 11 Fully paid units | 11 |
| 7/1/2014 | Morgan Stanley Australia Securities Limited | Sell | 3.4557 | -78,647 Fully paid units | -78,647 |
| 7/2/2014 | Morgan Stanley & Co. LLC | Borrow Returned | N/A | -7,368 Fully paid units | -7368 |
| 7/2/2014 | Morgan Stanley Australia Securities Limited | Buy | 3.4270 | 11,411 Fully paid units | 11,411 |
| 7/2/2014 | Morgan Stanley Australia Securities Limited | Sell | 3.4738 | -52,166 Fully paid units | -52,166 |
| 7/3/2014 | Morgan Stanley Australia Securities Limited | Sell | 3.4202 | -24,641 Fully paid units | -24,641 |
| 7/4/2014 | Morgan Stanley & Co. International plc | Buy | 3.4107 | 6,123 Fully paid units | 6,123 |
| 7/4/2014 | Morgan Stanley Australia Securities Limited | Buy | 3.4188 | 15,924 Fully paid units | 15,924 |
| 7/4/2014 | Morgan Stanley Australia Securities Limited | Sell | 3.4200 | -9,210 Fully paid units | -9,210 |
| 7/7/2014 | Morgan Stanley Australia Securities Limited | Sell | 3.4322 | -16,678 Fully paid units | -16,678 |
| 7/8/2014 | Morgan Stanley Australia Securities Limited | Buy | 3.4656 | 42,107 Fully paid units | 42,107 |
| 7/8/2014 | Morgan Stanley Australia Securities Limited | Sell | 3.4582 | -16,804 Fully paid units | -16,804 |
| 7/9/2014 | Morgan Stanley & Co. International plc | Buy | 3.4640 | 56,397 Fully paid units | 56,397 |
| 7/9/2014 | Morgan Stanley Australia Securities Limited | Buy | 3.4588 | 16,212 Fully paid units | 16,212 |
| 7/9/2014 | Morgan Stanley Australia Securities Limited | Sell | 3.4198 | -688 Fully paid units | -688 |
| 7/10/2014 | Morgan Stanley & Co. International plc | Buy | 3.4800 | 68,403 Fully paid units | 68,403 |
| 7/10/2014 | Morgan Stanley Australia Securities Limited | Buy | 3.4803 | 63,606 Fully paid units | 63,606 |
| 7/11/2014 | Morgan Stanley Australia Securities Limited | Buy | 3.4538 | 23,638 Fully paid units | 23,638 |
| 7/11/2014 | Morgan Stanley Australia Securities Limited | Sell | 3.4700 | -2,070 Fully paid units | -2,070 |
| 7/14/2014 | Morgan Stanley & Co. International plc | Sell | 3.4700 | -56,397 Fully paid units | -56,397 |
| 7/14/2014 | Morgan Stanley Australia Securities Limited | Buy | 3.4542 | 100,074 Fully paid units | 100,074 |
| 7/14/2014 | Morgan Stanley Australia Securities Limited | Sell | 3.4598 | -36,600 Fully paid units | -36,600 |
| 7/15/2014 | Morgan Stanley & Co. International plc | Sell | 3.4600 | -68,403 Fully paid units | -68,403 |
| 7/15/2014 | Morgan Stanley Australia Securities Limited | Buy | 3.4702 | 36,936 Fully paid units | 36,936 |
| 7/15/2014 | Morgan Stanley Australia Securities Limited | Sell | 3.4803 | -95,460 Fully paid units | -95,460 |
| 7/16/2014 | Morgan Stanley & Co. International plc | Buy | 3.4800 | 22,555 Fully paid units | 22,555 |
| 7/16/2014 | Morgan Stanley Australia Securities Limited | Buy | 3.4831 | 78,655 Fully paid units | 78,655 |
| 7/16/2014 | Morgan Stanley Australia Securities Limited | Sell | 3.4900 | -120 Fully paid units | -120 |
| 7/17/2014 | Morgan Stanley & Co. International plc | Buy | 3.4592 | 300,000 Fully paid units | 300,000 |
| 7/17/2014 | Morgan Stanley Australia Securities Limited | Buy | 3.4596 | 14,723 Fully paid units | 14,723 |
| 7/17/2014 | Morgan Stanley Australia Securities Limited | Sell | 3.4500 | -37,718 Fully paid units | -37,718 |
| 7/18/2014 | Morgan Stanley & Co. International plc | Buy | 3.5400 | 33,746 Fully paid units | 33,746 |
| 7/18/2014 | Morgan Stanley Australia Securities Limited | Buy | 3.5747 | 25,238 Fully paid units | 25,238 |
| 7/18/2014 | Morgan Stanley Australia Securities Limited | Sell | 3.4606 | -19,049 Fully paid units | -19,049 |
| 7/21/2014 | Morgan Stanley & Co. International plc | Sell | 3.4600 | -22,555 Fully paid units | -22,555 |
| 7/21/2014 | Morgan Stanley Australia Securities Limited | Buy | 3.5500 | 14,025 Fully paid units | 14,025 |
| 7/21/2014 | Morgan Stanley Australia Securities Limited | Sell | 3.4802 | -22,796 Fully paid units | -22,796 |
| 7/22/2014 | Morgan Stanley & Co. International plc | Sell | 3.4591 | -300,000 Fully paid units | -300,000 |
| 7/22/2014 | Morgan Stanley Australia Securities Limited | Buy | 3.5326 | 10,157 Fully paid units | 10,157 |
| 7/22/2014 | Morgan Stanley Australia Securities Limited | Sell | 3.4678 | -25,214 Fully paid units | -25,214 |
| 7/23/2014 | Morgan Stanley & Co. International plc | Sell | 3.4500 | -33,746 Fully paid units | -33,746 |
| 7/23/2014 | Morgan Stanley Australia Securities Limited | Buy | 3.5580 | 11,797 Fully paid units | 11,797 |
| 7/23/2014 | Morgan Stanley Australia Securities Limited | Sell | 3.5620 | -75,071 Fully paid units | -75,071 |
| 7/24/2014 | Morgan Stanley Australia Securities Limited | Buy | 3.5345 | 294,522 Fully paid units | 294,522 |
| 7/24/2014 | Morgan Stanley Australia Securities Limited | Sell | 3.5504 | -45,259 Fully paid units | -45,259 |
| 7/25/2014 | Morgan Stanley Australia Securities Limited | Buy | 3.4938 | 38,275 Fully paid units | 38,275 |
| 7/25/2014 | Morgan Stanley Australia Securities Limited | Sell | 3.5300 | -106 Fully paid units | -106 |

| | | | | | |
|----------------------|---|-----------------|-------------------|-------------------------------------|--------------------|
| 7/28/2014 | Morgan Stanley Australia Securities Limited | Buy | 3.5200 | 7,500 Fully paid units | 7,500 |
| 7/28/2014 | Morgan Stanley Australia Securities Limited | Sell | 3.5300 | -33,655 Fully paid units | -33,655 |
| 7/29/2014 | Morgan Stanley & Co. LLC | Borrow Returned | N/A | -71,056 Fully paid units | -71,056 |
| 7/29/2014 | Morgan Stanley Australia Securities Limited | Buy | 3.5400 | 2,133 Fully paid units | 2,133 |
| 7/29/2014 | Morgan Stanley Australia Securities Limited | Sell | 3.5336 | -211,189 Fully paid units | -211,189 |
| 7/30/2014 | Morgan Stanley Australia Securities Limited | Buy | 3.5482 | 16,196 Fully paid units | 16,196 |
| 7/30/2014 | Morgan Stanley Australia Securities Limited | Sell | 3.5100 | -2,649 Fully paid units | -2,649 |
| 7/31/2014 | Morgan Stanley Australia Securities Limited | Buy | 3.5615 | 7,479 Fully paid units | 7,479 |
| 7/31/2014 | Morgan Stanley Australia Securities Limited | Sell | 3.5282 | -4,816 Fully paid units | -4,816 |
| 8/1/2014 | Morgan Stanley Australia Securities Limited | Buy | 3.5077 | 15,062 Fully paid units | 15,062 |
| 8/1/2014 | Morgan Stanley Australia Securities Limited | Sell | 3.5439 | -4,461 Fully paid units | -4,461 |
| 8/4/2014 | Morgan Stanley Australia Securities Limited | Buy | 3.5236 | 89,378 Fully paid units | 89,378 |
| 8/5/2014 | Morgan Stanley & Co. LLC | Borrow Returned | N/A | -33,764 Fully paid units | -33,764 |
| 8/5/2014 | Morgan Stanley Australia Securities Limited | Buy | 3.5050 | 2,372 Fully paid units | 2,372 |
| 8/5/2014 | Morgan Stanley Australia Securities Limited | Sell | 3.5600 | -1,944 Fully paid units | -1,944 |
| 8/6/2014 | Morgan Stanley Australia Securities Limited | Buy | 3.4973 | 641 Fully paid units | 641 |
| 8/6/2014 | Morgan Stanley Australia Securities Limited | Sell | 3.5600 | -2,968 Fully paid units | -2,968 |
| 8/7/2014 | Morgan Stanley & Co. International plc | Buy | 3.5000 | 22,499 Fully paid units | 22,499 |
| 8/7/2014 | Morgan Stanley & Co. International plc | Sell | 3.5221 | -45,503 Fully paid units | -45,503 |
| 8/7/2014 | Morgan Stanley Australia Securities Limited | Sell | 3.5476 | -29,913 Fully paid units | -29,913 |
| 8/7/2014 | Morgan Stanley Australia Securities Limited | Sell | 3.5198 | -32,927 Fully paid units | -32,927 |
| 8/8/2014 | Morgan Stanley Australia Securities Limited | Buy | 3.4932 | 2,133 Fully paid units | 2,133 |
| 8/8/2014 | Morgan Stanley Australia Securities Limited | Sell | 3.5200 | -4,200 Fully paid units | -4,200 |
| 8/11/2014 | Morgan Stanley Australia Securities Limited | Buy | 3.4980 | 167,707 Fully paid units | 167,707 |
| 8/11/2014 | Morgan Stanley Australia Securities Limited | Sell | 3.5000 | -1,028 Fully paid units | -1,028 |
| 8/12/2014 | Morgan Stanley & Co. International plc | Sell | 3.5100 | -22,499 Fully paid units | -22,499 |
| 8/12/2014 | Morgan Stanley Australia Securities Limited | Sell | 3.4998 | -23,018 Fully paid units | -23,018 |
| 8/13/2014 | Morgan Stanley & Co. International plc | Buy | 3.5313 | 350,000 Fully paid units | 350,000 |
| 8/13/2014 | Morgan Stanley Australia Securities Limited | Buy | 3.5339 | 1,650 Fully paid units | 1,650 |
| 8/13/2014 | Morgan Stanley Australia Securities Limited | Sell | 3.4897 | -87,356 Fully paid units | -87,356 |
| 8/14/2014 | Morgan Stanley & Co. International plc | Buy | 3.5645 | 213,234 Fully paid units | 213,234 |
| 8/14/2014 | Morgan Stanley Australia Securities Limited | Buy | 3.5595 | 7,949 Fully paid units | 7,949 |
| 8/14/2014 | Morgan Stanley Australia Securities Limited | Sell | 3.4979 | -93,692 Fully paid units | -93,692 |
| 8/15/2014 | Morgan Stanley Australia Securities Limited | Buy | 3.5900 | 16,209 Fully paid units | 16,209 |
| 8/15/2014 | Morgan Stanley Australia Securities Limited | Sell | 3.5469 | -1,167 Fully paid units | -1,167 |
| 8/18/2014 | Morgan Stanley & Co. International plc | Sell | 3.5307 | -350,000 Fully paid units | -350,000 |
| 8/18/2014 | Morgan Stanley Australia Securities Limited | Buy | 3.6367 | 4,461 Fully paid units | 4,461 |
| 8/18/2014 | Morgan Stanley Australia Securities Limited | Sell | 3.5297 | -46,231 Fully paid units | -46,231 |
| 8/19/2014 | Morgan Stanley & Co. International plc | Sell | 3.5646 | -213,234 Fully paid units | -213,234 |
| 8/19/2014 | Morgan Stanley Australia Securities Limited | Buy | 3.6721 | 10,679 Fully paid units | 10,679 |
| 8/20/2014 | Morgan Stanley Australia Securities Limited | Sell | 3.6161 | -25,762 Fully paid units | -25,762 |
| 8/21/2014 | Morgan Stanley Australia Securities Limited | Buy | 3.7098 | 19,126 Fully paid units | 19,126 |
| 8/21/2014 | Morgan Stanley Australia Securities Limited | Sell | 3.6322 | -14,499 Fully paid units | -14,499 |
| 8/22/2014 | Morgan Stanley Australia Securities Limited | Buy | 3.6861 | 23,632 Fully paid units | 23,632 |
| 8/22/2014 | Morgan Stanley Australia Securities Limited | Sell | 3.6810 | -75,625 Fully paid units | -75,625 |
| 8/25/2014 | Morgan Stanley & Co. International plc | Buy | 3.6900 | 44,048 Fully paid units | 44,048 |
| 8/25/2014 | Morgan Stanley Australia Securities Limited | Buy | 3.6547 | 63,030 Fully paid units | 63,030 |
| 8/25/2014 | Morgan Stanley Australia Securities Limited | Sell | 3.6616 | -9,401 Fully paid units | -9,401 |
| 8/26/2014 | Morgan Stanley & Co. International plc | Buy | 3.6600 | 22,066 Fully paid units | 22,066 |
| 8/26/2014 | Morgan Stanley Australia Securities Limited | Buy | 3.6179 | 25,384 Fully paid units | 25,384 |
| 8/26/2014 | Morgan Stanley Australia Securities Limited | Sell | 3.7259 | -26,964 Fully paid units | -26,964 |
| 8/27/2014 | Morgan Stanley & Co. International plc | Buy | 3.6200 | 22,055 Fully paid units | 22,055 |
| 8/27/2014 | Morgan Stanley Australia Securities Limited | Buy | 3.6060 | 34,897 Fully paid units | 34,897 |
| 8/27/2014 | Morgan Stanley Australia Securities Limited | Sell | 3.7026 | -132,245 Fully paid units | -132,245 |
| 8/28/2014 | Morgan Stanley & Co. International plc | Sell | 3.6600 | -44,048 Fully paid units | -44,048 |
| 8/28/2014 | Morgan Stanley Australia Securities Limited | Buy | 3.6101 | 23,303 Fully paid units | 23,303 |
| 8/28/2014 | Morgan Stanley Australia Securities Limited | Sell | 3.6489 | -112,649 Fully paid units | -112,649 |
| 8/29/2014 | Morgan Stanley & Co. International plc | Buy | 3.6701 | 42,739 Fully paid units | 42,739 |

| | | | | | |
|----------------------|--|----------------|-------------------|------------------------------------|-------------------|
| 8/29/2014 | Morgan Stanley & Co. International plc | Sell | 3.6200 | -22,066 Fully paid units | -22,066 |
| 8/29/2014 | Morgan Stanley Australia Securities Limited | Sell | 3.6055 | -38,909 Fully paid units | -38,909 |
| 9/1/2014 | Morgan Stanley & Co. International plc | Sell | 3.6200 | -22,055 Fully paid units | -22,055 |
| 9/1/2014 | Morgan Stanley Australia Securities Limited | Buy | 3.6837 | 6,232 Fully paid units | 6,232 |
| 9/1/2014 | Morgan Stanley Australia Securities Limited | Sell | 3.6282 | -14,681 Fully paid units | -14,681 |
| 9/2/2014 | Morgan Stanley Australia Securities Limited | Buy | 3.6879 | 22,944 Fully paid units | 22,944 |
| 9/2/2014 | Morgan Stanley Australia Securities Limited | Sell | 3.6075 | -19,899 Fully paid units | -19,899 |
| 9/3/2014 | Morgan Stanley & Co. International plc | Buy | 3.6900 | 21,949 Fully paid units | 21,949 |
| 9/3/2014 | Morgan Stanley & Co. International plc | Sell | 3.6700 | -42,739 Fully paid units | -42,739 |
| 9/3/2014 | Morgan Stanley Australia Securities Limited | Buy | 3.6603 | 22,715 Fully paid units | 22,715 |
| 9/3/2014 | Morgan Stanley Australia Securities Limited | Sell | 3.6512 | -76,461 Fully paid units | -76,461 |
| 9/4/2014 | Morgan Stanley Australia Securities Limited | Buy | 3.6150 | 45,318 Fully paid units | 45,318 |
| 9/4/2014 | Morgan Stanley Australia Securities Limited | Sell | 3.6926 | -64,069 Fully paid units | -64,069 |
| 9/5/2014 | Morgan Stanley Australia Securities Limited | Buy | 3.5968 | 80,748 Fully paid units | 80,748 |
| 9/5/2014 | Morgan Stanley Australia Securities Limited | Sell | 3.7000 | -59,050 Fully paid units | -59,050 |
| 9/8/2014 | Morgan Stanley & Co. International plc | Sell | 3.6600 | -21,949 Fully paid units | -21,949 |
| 9/8/2014 | Morgan Stanley Australia Securities Limited | Buy | 3.5744 | 66,729 Fully paid units | 66,729 |
| 9/8/2014 | Morgan Stanley Australia Securities Limited | Sell | 3.6848 | -159,941 Fully paid units | -159,941 |
| 9/9/2014 | Morgan Stanley Australia Securities Limited | Buy | 3.5867 | 18,494 Fully paid units | 18,494 |
| 9/9/2014 | Morgan Stanley Australia Securities Limited | Sell | 3.6806 | -1,856 Fully paid units | -1,856 |
| 9/10/2014 | Morgan Stanley & Co. International plc | Sell | 3.5970 | -1,164 Fully paid units | -1,164 |
| 9/10/2014 | Morgan Stanley Australia Securities Limited | Buy | 3.5342 | 8,707 Fully paid units | 8,707 |
| 9/11/2014 | Morgan Stanley & Co. International plc | Sell | 3.5781 | -15,013 Fully paid units | -15,013 |
| 9/11/2014 | Morgan Stanley Australia Securities Limited | Buy | 3.4875 | 201,342 Fully paid units | 201,342 |
| 9/11/2014 | Morgan Stanley Australia Securities Limited | Sell | 3.5800 | -1,478 Fully paid units | -1,478 |
| 9/12/2014 | Morgan Stanley & Co. International plc | Buy | 3.5300 | 76,559 Fully paid units | 76,559 |
| 9/12/2014 | Morgan Stanley & Co. International plc | Sell | 3.5893 | -14,350 Fully paid units | -14,350 |
| 9/12/2014 | Morgan Stanley Australia Securities Limited | Buy | 3.4443 | 62,543 Fully paid units | 62,543 |
| 9/12/2014 | Morgan Stanley Australia Securities Limited | Sell | 3.5900 | -1,723 Fully paid units | -1,723 |
| 9/15/2014 | Morgan Stanley & Co. International plc | Sell | 3.5224 | -15,169 Fully paid units | -15,169 |
| 9/15/2014 | Morgan Stanley Australia Securities Limited | Buy | 3.3953 | 153,113 Fully paid units | 153,113 |
| 9/15/2014 | Post Sale Portfolio Issuer Pty Ltd | Buy | 3.3888 | 1,630,991 Fully paid units | 1,630,991 |
| 9/16/2014 | Morgan Stanley & Co. International plc | Sell | 3.5224 | -85,870 Fully paid units | -85,870 |
| 9/16/2014 | Morgan Stanley Australia Securities Limited | Buy | 3.3815 | 41,427 Fully paid units | 41,427 |
| 9/16/2014 | Post Sale Portfolio Issuer Pty Ltd | Buy | 3.3750 | 930,987 Fully paid units | 930,987 |
| 9/17/2014 | Morgan Stanley Australia Securities Limited | Buy | 3.3868 | 14,000 Fully paid units | 14,000 |
| 9/17/2014 | Morgan Stanley Australia Securities Limited | Sell | 3.5282 | -78,545 Fully paid units | -78,545 |
| 9/17/2014 | Post Sale Portfolio Issuer Pty Ltd | Buy | 3.3763 | 499,940 Fully paid units | 499,940 |
| 9/18/2014 | Morgan Stanley & Co. International plc | Buy | 3.3900 | 28,418 Fully paid units | 28,418 |
| 9/18/2014 | Morgan Stanley & Co. International plc | Sell | 3.3913 | -2,998 Fully paid units | -2,998 |
| 9/18/2014 | Morgan Stanley Australia Securities Limited | Buy | 3.3951 | 128,315 Fully paid units | 128,315 |
| 9/18/2014 | Morgan Stanley Australia Securities Limited | Sell | 3.3878 | -6,109 Fully paid units | -6,109 |
| 9/18/2014 | Post Sale Portfolio Issuer Pty Ltd | Buy | 3.3776 | 1,543,687 Fully paid units | 1,543,687 |
| 9/19/2014 | Morgan Stanley & Co. International plc | Buy | 3.3722 | 258,261 Fully paid units | 258,261 |
| 9/19/2014 | Morgan Stanley Australia Securities Limited | Buy | 3.4005 | 94,663 Fully paid units | 94,663 |
| 9/19/2014 | Morgan Stanley Australia Securities Limited | Sell | 3.3801 | -117,300 Fully paid units | -117,300 |
| 9/19/2014 | Post Sale Portfolio Issuer Pty Ltd | Buy | 3.3723 | 395,907 Fully paid units | 395,907 |
| 9/22/2014 | Morgan Stanley & Co. International plc | Sell | 3.3759 | -322 Fully paid units | -322 |
| 9/22/2014 | Morgan Stanley Australia Securities Limited | Buy | 3.3807 | 42,000 Fully paid units | 42,000 |
| 9/22/2014 | Morgan Stanley Australia Securities Limited | Sell | 3.3909 | -90,229 Fully paid units | -90,229 |
| 9/22/2014 | Post Sale Portfolio Issuer Pty Ltd | Buy | 3.3735 | 347,377 Fully paid units | 347,377 |
| 9/23/2014 | Morgan Stanley & Co. International plc | Sell | 3.3900 | -28,418 Fully paid units | -28,418 |
| 9/23/2014 | Morgan Stanley Australia Securities Limited | Sell | 3.3738 | -73,639 Fully paid units | -73,639 |
| 9/23/2014 | Post Sale Portfolio Issuer Pty Ltd | Buy | 3.3703 | 1,556,998 Fully paid units | 1,556,998 |

4. Present relevant interests

Particulars of each relevant interest of the substantial holder in voting securities after the change are as follows:

| Holder of relevant interest | Registered holder of securities | Person entitled to be registered as holder (8) | Nature of relevant interest (6) | Class and number of securities | Person's votes |
|---|---|--|--|--|-----------------------|
| Morgan Stanley & Co. LLC | Unknown | Not Applicable | Units held or in respect of which the holder may exercise control over disposal in the ordinary course of sales and trading businesses. Right as lender to recall the shares under prime brokerage arrangement. | 30,535 Fully paid units | 30,535 |
| Morgan Stanley & Co. International plc | Unknown | Not Applicable | Units held or in respect of which the holder may exercise control over disposal in the ordinary course of sales and trading businesses. Right as lender to recall the shares under a securities lending or prime brokerage arrangement. | 1,588,980 Fully paid units | 1,588,980 |
| Morgan Stanley & Co. International plc | HSBC Custody Nominees (Australia) Limited | Not Applicable | Units held or in respect of which the holder may exercise control over disposal in the ordinary course of sales and trading businesses. | 258,261 Fully paid units | 258,261 |
| Morgan Stanley Investment Management Company | HSBC Custody Nominees (Australia) Limited | Not Applicable | Units held or in respect of which the holder may exercise control over disposal in the ordinary course of investment management business. | 8,442,496 Fully paid units | 8,442,496 |
| Morgan Stanley Australia Securities Limited | Unknown | Not Applicable | Units held or in respect of which the holder may exercise control over disposal in the ordinary course of sales and trading businesses. Right as lender to recall the shares under a securities lending or prime brokerage arrangement. | 309,013 Fully paid units | 309,013 |
| Morgan Stanley Australia Securities Limited | Morgan Stanley Australia Securities (Nominee) Pty Limited | Not Applicable | Units held or in respect of which the holder may exercise control over disposal in the ordinary course of sales and trading businesses. | 136,663 Fully paid units | 136,663 |
| Morgan Stanley Wealth Management Australia Pty Ltd | Morgan Stanley Wealth Management Australia Pty discretionary client account | Not Applicable | Units held or in respect of which the holder may exercise control over disposal in the ordinary course of investment management business. | 3,650 Fully paid units | 3,650 |
| Investa Office Management Holdings Pty Ltd | Investa Office Management Holdings Pty Ltd | Not Applicable | Investa Office Management Holdings Pty Ltd has a relevant interest in, and has the power to vote in relation to, the underlying units | 31,942,406 Fully paid units | 31,942,406 |
| Post Sale Portfolio Issuer Pty Ltd | Post Sale Portfolio Issuer Pty Ltd | Not Applicable | Post Sale Portfolio Issuer Pty Ltd has a relevant interest in, and has the power to vote in relation to, the underlying units | 16,844,353 Fully paid units | 16,844,353 |
| Each of the entities (as listed in Annexure A) in the Morgan Stanley group upstream of the above entities | | | Each of the above entities is a body corporate that each upstream entity controls and therefore has the relevant interests that the above entities collectively have. | 10,769,598 Fully paid units | 10,769,598 |

5. Changes in association

The persons who have become associates (2) of, ceased to be associates of, or have changed the nature of their association (9) with, the substantial holder in relation to voting interests in the company or scheme are as follows:

| Name and ACN/ARSN (if applicable) | Nature of association |
|-----------------------------------|-----------------------|
| Not applicable | Not applicable |

6. Addresses

The addresses of persons named in this form are as follows:

| Name | Address |
|--|--|
| Morgan Stanley | 1585 Broadway, New York 10036, USA |
| Morgan Stanley & Co. International plc | 25 Cabot Square, Canary Wharf, London E14 4QA, United Kingdom |
| Morgan Stanley & Co. LLC | 1585 Broadway, New York 10036, USA |
| Morgan Stanley Australia Securities Limited | Level 39 Chifley Tower, 2 Chifley Square, Sydney NSW 2000, Australia |
| Morgan Stanley Wealth Management Australia Pty Ltd | Level 39 Chifley Tower, 2 Chifley Square, Sydney NSW 2000, Australia |
| Morgan Stanley Investment Management Company | #16-01 Capital Square, 23 Church Street, Singapore 049481 |
| Investa Office Management Holdings Pty Ltd | Deutsche Bank Place, Level 6, 126-130 Phillip Street Sydney NSW 2000 Australia |
| Post Sale Portfolio Issuer Pty Ltd | Deutsche Bank Place, Level 6, 126-130 Phillip Street Sydney NSW 2000 Australia |

Signature

print name Graham Choy

capacity Vice President

sign here



date

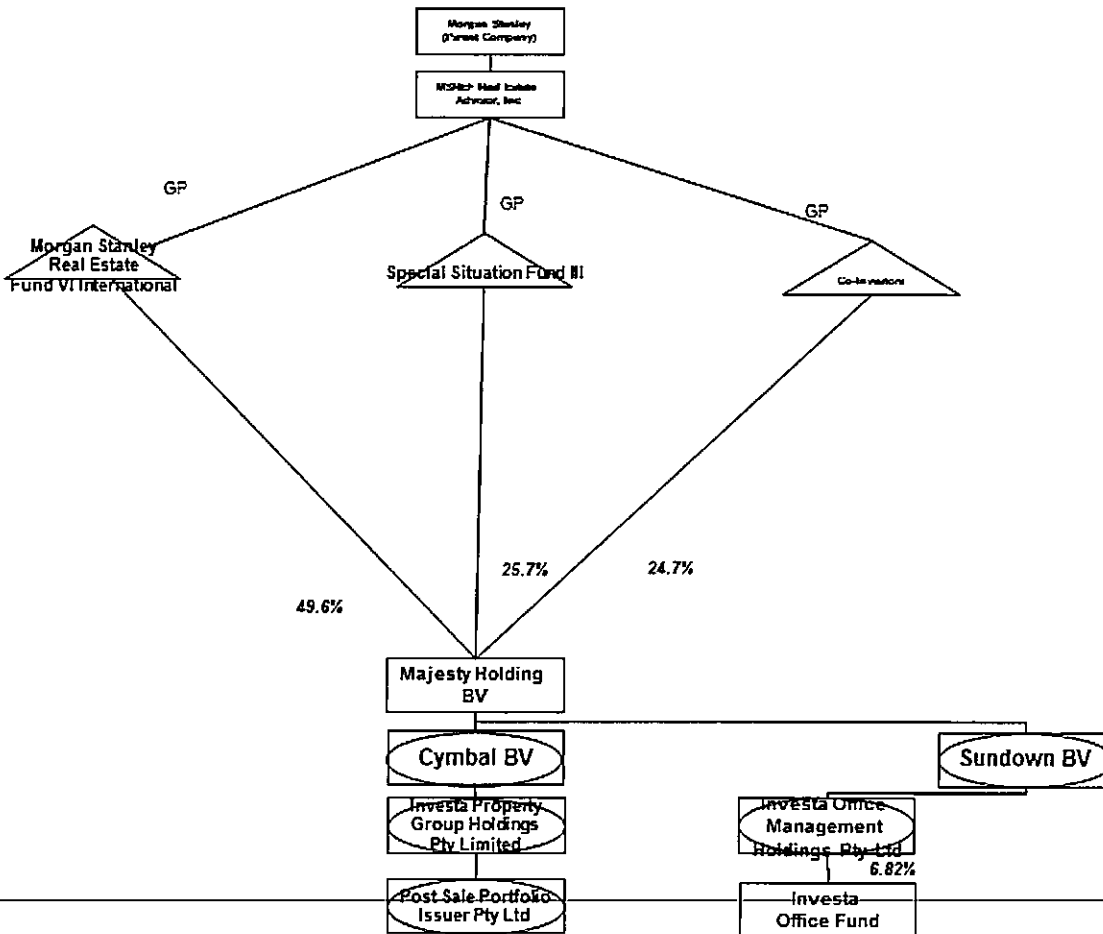
September 25, 2014

Annexure A

List of Morgan Stanley and its subsidiaries that have a relevant interest or deemed to have a relevant interest in the shares or units stated in Section 4.

| Name |
|--|
| Morgan Stanley |
| Morgan Stanley Capital Management, LLC |
| Morgan Stanley Domestic Holdings, Inc. |
| Morgan Stanley & Co. LLC |
| MORGAN STANLEY SMITH BARNEY HOLDINGS LLC |
| Morgan Stanley Wealth Management Australia Pty Ltd |
| Morgan Stanley International Holdings Inc. |
| Morgan Stanley Asia Holdings I Limited |
| Morgan Stanley Asia Holdings Limited |
| Morgan Stanley Asia Regional (Holdings) III LLC |
| Morgan Stanley (Singapore) Holdings Pte. Ltd. |
| Morgan Stanley Investment Management Company |
| Morgan Stanley International Limited |
| Morgan Stanley Group (Europe) |
| Morgan Stanley UK Group |
| Morgan Stanley Investments (UK) |
| Morgan Stanley & Co. International plc |
| Morgan Stanley International Incorporated |
| Morgan Stanley (Australia) Securities Holdings Pty Limited |
| Morgan Stanley Australia Securities Limited |

Simplified Summary Structure




Above is a simplified chart excluding intermediate entities between the fund entities and Majesty Holding BV

Signature

print name Graham Choy

capacity Vice President

sign here



date

September 25, 2014

DIRECTIONS

- (1) If there are a number of substantial holders with similar or related relevant interests (eg. a corporation and its related corporations, or the manager and trustee of an equity trust), the names could be included in an annexure to the form. If the relevant interests of a group of persons are essentially similar, they may be referred to throughout the form as a specifically named group if the membership of each group, with the names and addresses of members is clearly set out in paragraph 7 of the form.
 - (2) See the definition of "associate" in section 9 of the Corporations Act 2001.
 - (3) See the definition of "relevant interest" in sections 608 and 671B(7) of the Corporations Act 2001.
 - (4) The voting shares of a company constitute one class unless divided into separate classes.
 - (5) The total number of votes attached to all the voting shares in the company or voting interests in the scheme (if any) that the person or an associate has a relevant interest in.
 - (6) The person's votes divided by the total votes in the body corporate or scheme multiplied by 100.
 - (7) Include details of:
 - (a) any relevant agreement or other circumstances by which the relevant interest was acquired. If subsection 671B(4) applies, a copy of any document setting out the terms of any relevant agreement, and a statement by the person giving full and accurate details of any contract, scheme or arrangement, must accompany this form, together with a written statement certifying this contract, scheme or arrangement; and
 - (b) any qualification of the power of a person to exercise, control the exercise of, or influence the exercise of, the voting powers or disposal of the securities to which the relevant interest relates (indicating clearly the particular securities to which the qualification applies).
-
- See the definition of "relevant agreement" in section 9 of the Corporations Act 2001.
- (8) If the substantial holder is unable to determine the identity of the person (eg. if the relevant interest arises because of an option) write "unknown."
 - (9) Details of the consideration must include any and all benefits, moneys and other, that any person from whom a relevant interest was acquired has, or may, become entitled to receive in relation to that acquisition. Details must be included even if the benefit is conditional on the happening or not of a contingency. Details must be included of any benefit paid on behalf of the substantial holder or its associate in relation to the acquisitions, even if they are not paid directly to the person from whom the relevant interest was acquired.

Appendix:

This is Annexure B referred to in the Form 604: Notice of change of interests of substantial holder issued by Morgan Stanley and its subsidiaries. The following is description of the securities lending agreements referenced in the accompanying Form 604.

| | |
|--|---|
| Schedule | |
| Type of Agreement | Customer Prime Broker Account Agreement |
| Parties to agreement | Morgan Stanley & Co. LLC and BLACKWELL PARTNERS LLC |
| Transfer Date | 20140708; 20140910; 20140923; |
| Holder of Voting Rights | Shares are used to settle customer's short sales. Voting rights are held by third party purchaser. |
| Are there any restrictions on voting rights? | No |
| If yes, detail | Not applicable |
| Scheduled Return Date (if any) | Open |
| Does the borrower have the right to return early? | Yes |
| If yes, detail | The borrower may return shares to the lender at any time. |
| Does the lender have the right to recall early? | Yes |
| If yes, detail | The lender may recall shares from the borrower at any time. |
| Will the securities be returned on settlement? | Yes |
| If yes, detail any exceptions | In the ordinary course of business, customer will return the securities to the prime broker. Upon a customer Event of Default, Morgan Stanley has the right to set off obligations owed to the customer against obligations of the customer to Morgan Stanley and to foreclose on any collateral for the purpose of arriving at a single closeout amount. In such a default scenario, the shares may not be returned to the prime broker. |

| | |
|--|--|
| Schedule | |
| Type of Agreement | International Prime Brokerage Agreement |
| Parties to agreement | Morgan Stanley & Co. International plc for itself and as agent and trustee for and on behalf of the other Morgan Stanley Companies and STICHTING BEWAARBEDRIJF GUESTOS RE HIQ INVEST MARKET NEUTRAL FUND |
| Transfer Date | 20140619; 20140620; 20140623; 20140624; 20140626; 20140630; 20140701; 20140708; 20140716; 20140723; 20140724; 20140725; 20140811; 20140813; 20140819; 20140822; 20140825; 20140828; 20140916; 20140918; 20140922; |
| Holder of Voting Rights | If prime broker has settled a short sale for the client, voting rights will pass to the purchaser of the securities. |
| Are there any restrictions on voting rights? | Yes/No |
| If yes, detail | Not applicable |
| Scheduled Return Date (if any) | Open |
| Does the borrower have the right to return early? | Yes/No |
| If yes, detail | At any time the client may return to the prime broker shares which the client previously sold short. |
| Does the lender have the right to recall early? | Yes/No |
| If yes, detail | The prime broker may require the client to return shares delivered on behalf of the client at any time. |
| Will the securities be returned on settlement? | Yes/No |
| If yes, detail any exceptions | Upon an Event of Default, the default market value of all Equivalent Securities to be delivered will be determined and on the basis of the amounts so established, an account shall be taken of what is due from each party to the other. The amounts due from one party shall be set off against the amounts due from the other party and only the balance of the account shall be payable. |

| | |
|---|---|
| Schedule | |
| Type of Agreement | Australian Master Securities Lending Agreement |
| Parties to agreement | Morgan Stanley Australia Securities Limited and WESTPAC BANKING CORPORATION |
| Transfer Date | 20140627; 20140630; 20140701; 20140702; |
| Holder of Voting Rights | Borrower |
| Are there any restrictions on voting rights? | Yes/No |
| If yes, detail | Not applicable |
| Scheduled Return Date (if any) | Open |

| | |
|---|--------|
| Does the borrower have the right to return early? | Yes/No |
| If yes, detail The Borrower shall be entitled at any time to terminate a particular loan of Securities and to redeliver all and any Equivalent Securities due and outstanding to the Lender in accordance with the Lender's instructions. | |
| Does the lender have the right to recall early? | Yes/No |
| If yes, detail The Lender may call for the redelivery of all or any Equivalent Securities at any time by giving notice on any Business Day of not less than the Standard Settlement Time for such Equivalent Securities or the equivalent time on the exchange or in the clearing organisation through which the relevant borrowed Securities were originally delivered. | |
| Will the securities be returned on settlement? | Yes/No |
| If yes, detail any exceptions If an Event of Default occurs in relation to either Party, the Parties' delivery and payment obligations shall be accelerated so as to require performance thereof at the time such Event of Default occurs. In such event the Relevant Value of the Securities to be delivered by each Party shall be established and on the basis of the Relevant Values so established, an account shall be taken of what is due from each Party to the other and the sums due from one Party shall be set-off against the sums due from the other and only the balance of the account shall be payable. | |

| | |
|---|--|
| Schedule | |
| Type of Agreement | Australian Master Securities Lending Agreement |
| Parties to agreement | Morgan Stanley Australia Securities Limited and COMMONWEALTH BANK OF AUSTRALIA |
| Transfer Date | 20140717; |
| Holder of Voting Rights | Borrower |
| Are there any restrictions on voting rights? | Yes/No |
| If yes, detail Not applicable | |
| Scheduled Return Date (if any) | Open |
| Does the borrower have the right to return early? | Yes/No |
| If yes, detail The Borrower shall be entitled at any time to terminate a particular loan of Securities and to redeliver all and any Equivalent Securities due and outstanding to the Lender in accordance with the Lender's instructions. | |
| Does the lender have the right to recall early? | Yes/No |
| If yes, detail The Lender may call for the redelivery of all or any Equivalent Securities at any time by giving notice on any Business Day of not less than the Standard Settlement Time for such Equivalent Securities or the equivalent time on the exchange or in the clearing organisation through which the relevant borrowed Securities were originally delivered. | |
| Will the securities be returned on settlement? | Yes/No |
| If yes, detail any exceptions If an Event of Default occurs in relation to either Party, the Parties' delivery and payment obligations shall be accelerated so as to require performance thereof at the time such Event of Default occurs. In such event the Relevant Value of the Securities to be delivered by each Party shall be established and on the basis of the Relevant Values so established, an account shall be taken of what is due from each Party to the other and the sums due from one Party shall be set-off against the sums due from the other and only the balance of the account shall be payable. | |


The above schedules are based on the relevant standard agreements. The entity filing the report will, if requested by the company or responsible entity to whom the prescribed form must be given or ASIC, give a copy of the agreement to the company, responsible entity or ASIC.

Signature

print name Graham Choy

capacity Vice President

sign here



date September 25, 2014

GUIDE

This guide does not form part of the prescribed form and is included by ASIC to assist you in completing and lodging form 604.

Signature

This form must be signed by either a director or a secretary of the substantial holder.

Lodging period

Nil

Lodging Fee

Nil

Other forms to be completed

Nil

Additional information

- (a) If additional space is required to complete a question, the information may be included on a separate piece of paper annexed to the form.
- (b) This notice must be given to a listed company, or the responsible entity for a listed managed investment scheme. A copy of this notice must also be given to each relevant securities exchange.
- (c) ~~The person must give a copy of this notice:~~
 - (i) within 2 business days after they become aware of the information; or
 - (ii) by 9.30 am on the next trading day of the relevant securities exchange after they become aware of the information if:
 - (A) a takeover bid is made for voting shares in the company or voting interests in the scheme; and
 - (B) the person becomes aware of the information during the bid period.

Annexures

To make any annexure conform to the regulations, you must

- 1 use A4 size paper of white or light pastel colour with a margin of at least 10mm on all sides
- 2 show the corporation name and A.C.N or ARBN
- 3 number the pages consecutively
- 4 print or type in BLOCK letters in dark blue or black ink so that the document is clearly legible when photocopied
- 5 identify the annexure with a mark such as A, B, C, etc
- 6 endorse the annexure with the words:
This is annexure (mark) of (number) pages referred to in form (form number and title)
- 7 sign and date the annexure.

The annexure must be signed by the same person(s) who signed the form.