

**Deal Name:** Driver Australia One

**Issuer:** Perpetual Corporate Trust Limited (ABN 99 000 341 533)  
of Level 12, 123 Pitt Street,  
Sydney NSW 2000 Australia  
in its capacity as trustee of the Driver Australia One Trust.

**Originator of the Receivables:** Volkswagen Financial Services Australia Pty Ltd

**Seller of the Receivables:** Volkswagen Financial Services Australia Pty Ltd

**Servicer name:** Volkswagen Financial Services Australia Pty Ltd

**Reporting Entity:** Volkswagen Financial Services Australia Pty Ltd  
ABS Operations  
(Physical Address)  
Level 1, 24 Muir Road,  
Chullora NSW 2190  
(Postal Address)  
Locked Bag 6252  
Regents Park NSW 2143

**Contact:** Phone: +61 2 9695 6371  
Fax: +61 2 9695 6399  
Email: ABSOperations.Australia@vwfs.com.au

**Corporate Service Provider:** Perpetual Corporate Trust Limited  
(ABN 99 000 341 533)  
of Level 12, 123 Pitt Street,  
Sydney NSW 2000 Australia in its personal capacity.



## Contents

Page	Table of Contents
1	<a href="#">Cover</a>
2	<a href="#">Contents</a>
3	<a href="#">Reporting Details</a>
4	<a href="#">Parties Overview</a>
5	<a href="#">Transaction Events I</a>
6	<a href="#">Transaction Events II</a>
7	<a href="#">Transaction Events III</a>
8	<a href="#">Information regarding the Notes I</a>
9	<a href="#">Information regarding the Notes II</a>
10	<a href="#">Credit Enhancement</a>
11	<a href="#">Swap Fixing / Waterfall</a>
12	<a href="#">CRD Retention / Retention of Net Economic Interest</a>
13	<a href="#">Amortisation Profile I</a>
14	<a href="#">Amortisation Profile II</a>
15	<a href="#">Run Out Schedule I</a>
17	<a href="#">Run Out Schedule II</a>
18	<a href="#">Outstanding Contracts I</a>
20	<a href="#">Outstanding Contracts II</a>
21	<a href="#">Arrears</a>
23	<a href="#">Net Salvage Loss</a>
24	<a href="#">Net Salvage After Recoveries</a>
25	<a href="#">Pool Data I</a>
27	<a href="#">Pool Data II</a>
28	<a href="#">Pool Data III</a>
30	<a href="#">Pool Data IV</a>
32	<a href="#">Pool Data V</a>
34	<a href="#">Pool Data VI</a>
35	<a href="#">Pool Data VII</a>
39	<a href="#">Pool Data VIII</a>
41	<a href="#">Hardship Extensions</a>
42	<a href="#">Contract Level Data</a>

**Reporting Details**
**Deal Overview**

Pool Cut Date	31/10/2013	Publication Date:	16/12/2014 (16th of each month)
Scheduled Date of Clean-Up-Call	02/2017	Payment Date:	22/12/2014 (21st of each month)
Legal Maturity Date	1/12/2021	Reporting Date:	30/11/2014
Issue Date	12/12/2013	Asset Collection Period:	from 01/11/2014 until 30/11/2014
Period No.:	12	Interest Accrual Period	from 21/11/2014 until 22/12/2014
Reporting frequency:	Monthly	Note Payment Period:	from 21/11/2014 until 22/12/2014
Next Payment Date:	21/01/2015	Days accrued:	31

Vehicle Type at Pool Cut	Number of Contracts	Percentage of Contracts	Outstanding Discounted Contract Balance	Percentage Outstanding Discounted Contract Balance
New	13,968	84.66%	438,595,554.40 AUD	87.72%
Used	2,531	15.34%	61,404,521.49 AUD	12.28%
<b>Total</b>	<b>16,499</b>	<b>100.00%</b>	<b>500,000,075.89 AUD</b>	<b>100.00%</b>

Credit Type at Pool Cut	Number of Contracts	Percentage of Contracts	Outstanding Discounted Contract Balance	Percentage Outstanding Discounted Contract Balance
Hire Purchase	2,970	18.00%	92,130,371.43 AUD	18.43%
Chattel Mortgage	5,094	30.87%	151,176,375.85 AUD	30.24%
Consumer Loan	8,435	51.12%	256,693,328.61 AUD	51.34%
<b>Total</b>	<b>16,499</b>	<b>100.00%</b>	<b>500,000,075.89 AUD</b>	<b>100.00%</b>

Parties Overview

<p><b>Lead Managers:</b></p> <p><b>Australia and New Zealand Banking Group Limited (ABN 11 005 357 522)</b> ANZ Tower 242 Pitt Street Sydney, NSW 2000 Australia</p> <p><b>The Royal Bank of Scotland plc (ABN 30 101 464 528)</b> Level 23, 88 Phillip Street Sydney NSW 2000 Australia</p>	<p><b>Security Trustee:</b></p> <p><b>P.T. Limited</b> Level 12 123 Pitt Street Sydney NSW 2000 Australia</p>
<p><b>Trustee:</b></p> <p><b>Perpetual Corporate Trust Limited (ABN 99 000 341 533)</b> of Level 12, 123 Pitt Street, Sydney NSW 2000 Australia in its capacity as trustee of the Driver Australia One Trust.</p>	<p><b>Trust Manager:</b></p> <p><b>Perpetual Nominees Limited (ABN 37 000 733 700)</b> of Level 12, 123 Pitt Street, Sydney NSW 2000 Australia in its capacity as the trust manager for the Driver Australia One Trust</p>
<p><b>Sub Trust Manager:</b></p> <p><b>Volkswagen Financial Services Australia Pty Limited (ABN 20 097 071 460)</b> Level 1, 24 Muir Road, Chullora, NSW 2190</p>	<p><b>Account Bank:</b></p> <p><b>Australia and New Zealand Banking Group Limited (ABN 11 005 357 522)</b> ANZ Tower 242 Pitt Street Sydney, NSW 2000 Australia</p>
<p><b>Clearing Systems:</b></p> <p><b>Austraclear Limited</b> 30-32 Grosvenor Street. Sydney, NSW 2000</p>	<p><b>Swap Counterparty:</b></p> <p><b>Hong Kong and Shanghai Banking Corporation Limited, Australia Branch (ABN 65 117 925 970)</b> Level 10, 580 George Street Sydney NSW 2000</p>
<p><b>Servicer:</b></p> <p><b>Volkswagen Financial Services Australia Pty Limited (ABN 20 097 071 460)</b> Level 1, 24 Muir Road, Chullora, NSW 2190 email: ABSOperations.Australia@vwfs.com.au phone: +61 2 9695 6371</p>	<p><b>Rating Agencies:</b></p> <p><b>Fitch Ratings</b> Attn.: James Zanesi Level 15, 77 King Street Sydney, NSW 2000 Australia email: australia.surveillance@fitchratings.com</p> <p><b>DBRS Inc.</b> Attn: ABS Surveillance, 35th Floor 140 Broadway New York, NY 10005 United States of America email: ABS_Surveillance@DBRS.com</p> <p><b>Standard &amp; Poor's</b> Attn.: Structured Finance Surveillance Level 45, 120 Collins Street Melbourne, VIC 3000 Australia email: mel_sfsurveillance@standardandpoors.com</p>

**Transaction Events (I)**

**Clean-Up Call Condition**

Percentage of Current Outstanding Discounted Portfolio	<b>54.87%</b>	
Min. Percentage of Outstanding Discounted Portfolio	<b>10.00%</b>	The Clean-Up-Call Condition is expected to be reached in 02/2017.

**Clean-Up Call**

Volkswagen Financial Services Australia Pty Ltd will have the option to exercise a Clean-Up Call and to repurchase the Purchased Loan Receivables from the Issuer at any time when the Aggregate Discounted Balance is less than 10 per cent. of the Aggregate Cutoff Date Discounted Balance provided that all payment obligations under the Notes will be thereby fulfilled.

Repurchase of Receivables	Number of contracts	% of Contracts	Outstanding Discounted Balance	% of Outstanding Discounted Balance	Re-Purchase Price
Current Period	-	-	- AUD	-	- AUD
Previous Periods	-	-	- AUD	-	- AUD
<b>Total</b>	-	-	- AUD	-	- AUD

If a repurchase of receivables occurred, it would only result from non-eligibility as of the respective Pool Cut Date (which has been discovered at a later stage).

**Transaction Party Replacements**

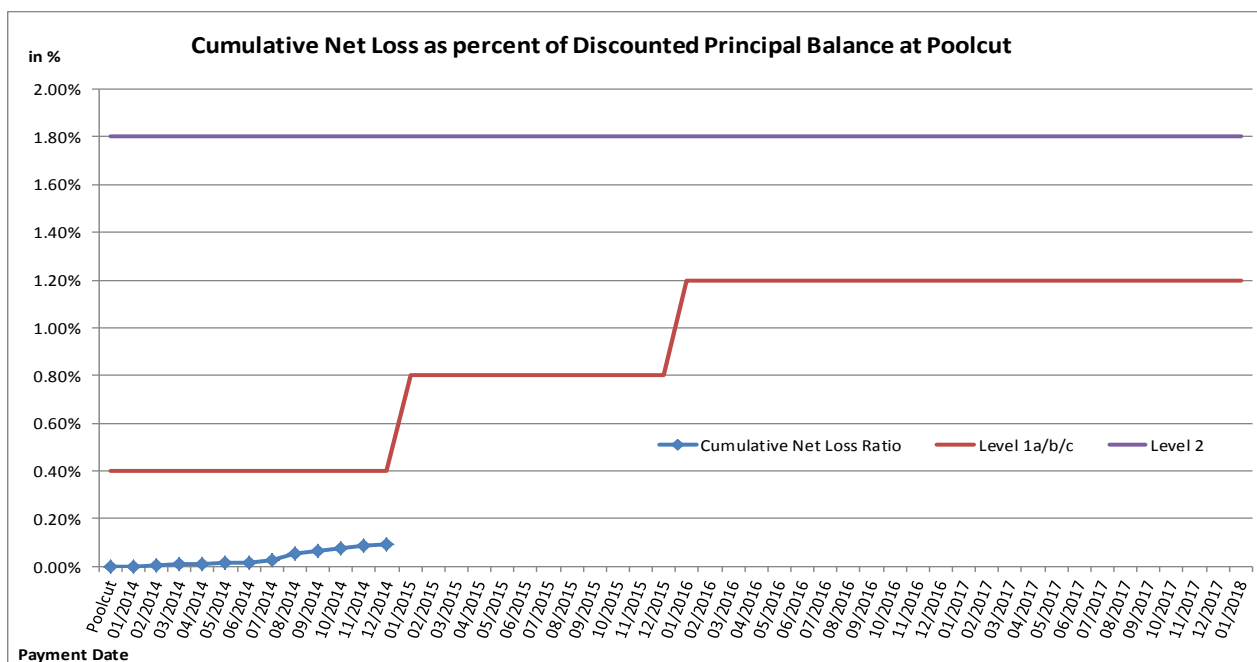
Capacity of Transaction Party	Date of Replacement	Reason for Replacement	Replaced Party	Replaced by

**Transaction Events (II)**

**Credit Enhancement Increase Conditions**

Level 1a Credit Enhancement Increase Condition - Cumulative Net Losses do not amount to 0.4% for any Payment Date prior to or during Dec 2014	NO
Level 1b Credit Enhancement Increase Condition - Cumulative Net Losses do not amount to 0.8% for any Payment Date from Jan 2015 but prior to or during Dec 2015	NO
Level 1c Credit Enhancement Increase Condition - Cumulative Net Losses do not amount to 1.2% for any Payment Date after Dec 2015	NO
Level 2 Credit Enhancement Increase Condition - Cumulative Net Losses do not amount to 1.8% for any Payment Date	NO

Net losses	Net Loss Amount
Net Salvage Loss registered in current Period	15,613.93 AUD
Cumulative Net Salvage Loss incl. current Period	445,341.07 AUD
Cumulative Net Salvage Loss as of the End of the Monthly Period	445,341.07 AUD
Discounted Balance as of Pool Cut Date	500,000,075.89 AUD
Cumulative Net Loss as percentage of Discounted Principal Balance at Pool Cut	0.08907%



**Transaction Events (III)**

**Account Bank:**

Australia and New Zealand Banking Group Limited

Current Rating \*

Minimum required Rating (if no short term Rating available, the higher long term rating is applicable)

or

Fitch			S&P			DBRS		
Long Term	Short Term	Outlook	Long Term	Short Term	Outlook	Long Term	Short Term	Outlook
AA-	F1+	Stable	AA-	A-1+	Stable	AA	R-1H	Stable
A	F1	-	A	A-1	-	A	R1	-
A	F1	-	A+	-	-	A	R1	-

If the Account Bank ceases to have the Account Bank Required Rating it shall, at its own cost,  
(i) transfer the accounts to an Eligible Collateral Bank, or  
(ii) provide a guarantee from an Eligible Guarantor, or  
If none of the measures is taken within a given timespan, the Issuer may enter into new banking arrangements at its own initiative with another Account Bank.

(Please refer to the Prospectus for a complete description of the mechanism)

**Required Rating:** **Fulfilled**

**Swap Counterparty**

The Hongkong and Shanghai Banking Corporation Ltd

Current Rating \*

Minimum required Rating - Class A and Class B

or

Fitch			S&P			DBRS		
Long Term	Short Term	Outlook	Long Term	Short Term	Outlook	Long Term	Short Term	Outlook
AA-	F1+	Stable	AA-	A-1+	Stable	Not Rated	Not Rated	Not Rated
A	F1	-	A	A-1	-	A	-	-
A	F1	-	>A	-	-	A	-	-

If the Swap Bank falls below the above mentioned Minimum Rating (Level I) it shall provide Eligible Credit Support by means of Cash or certain types of Prime Debt Obligations

If the Swap Bank ceases to have the even lower Rating as an Eligible Swap Counterparty (Level II) it shall, at its own cost,

- (i) transfer all rights and obligations under the Swap Agreement to another Eligible Swap Partner or  
(ii) provide a guarantee from an Eligible Guarantor.

If none of the measures is taken within a given timespan, the Issuer may enter into new arrangements at its own initiative with another Swap Bank.

(Please refer to the Prospectus for a complete description of the mechanism)

**Required Rating:**

**Fulfilled**

**Servicer**

Volkswagen Financial Services Australia Pty Ltd

If the Monthly Remittance Condition is satisfied, VWFS Australia, as the Servicer, is required to pay collections of the Purchased Receivables (including proceeds from the disposition of any Financed Objects) received by it during each Monthly Period into the Distribution Account in a single deposit no later than the Payment Date for that Monthly Period.

If the Monthly Remittance Condition is not met, the Servicer must remit collections received by it in respect of the Purchased Receivables in accordance with the procedure outlined in detail in "ADMINISTRATION OF THE PURCHASED RECEIVABLES UNDER THE SERVICING AGREEMENT - Commingling".

**Monthly  
Remittance  
Condition:**

**Not fulfilled**

Information regarding the Notes I

Rating at Issue Date	Class A	Class B
DBRS	AAA (sf)	A (high) (sf)
S&P	AAA(sf)	A+(sf)
Fitch	AAAsf	A+sf

Current Rating	Class A	Class B
DBRS	AAA (sf)	A (high) (sf)
S&P	AAA(sf)	A+(sf)
Fitch	AAAsf	AAsf

Information on Notes	Class A	Class B
Legal maturity date	1/12/2021	1/12/2021
Scheduled Clean Up Call	Feb 2017	Feb 2017
ISIN:	AU0000DAOHA1	AU0000DAOHB9
Common Code:	099515716	099515732
Nominal Amount	100,000.00 AUD	100,000.00 AUD

Information on Interest	Class A	Class B
Spread/ Margin	85 bps	180 bps
Index Rate	1-Month-BBSW	1-Month-BBSW
Fixed/Floating	floating	floating
Current Coupon	1-Month-BBSW + 85	1-Month-BBSW + 180
Day Count Convention	actual/365	actual/365



## Information regarding the Notes II

Monthly Period:	11/2014
Payment Date:	22/12/2014
Interest Accrual Period (from/until)	from 21/11/2014 until 22/12/2014
Days accrued	31
Index Rate	1-Month-BBSW
Base Interest Rate:	2.6300%
Day Count Convention	actual/365

Interest Payments	Class A	Class B
Total Interest Amount of the Reporting Period	640,029.56 AUD	97,824.11 AUD
Paid Interest	640,029.56 AUD	97,824.11 AUD

Unpaid Interest	Class A	Class B
Unpaid Interest in the Reporting Period	- AUD	- AUD
Cumulative unpaid Interest	- AUD	- AUD

Note Balance	Class A	Class B
Note Balance as of Poolcut	433,000,000.00 AUD	26,000,000.00 AUD
Note Balance as of the Beginning of the Period	216,546,893.90 AUD	26,000,000.00 AUD
Redemption Amount per Class	14,868,743.70 AUD	- AUD
<b>Class Balance as of the End of the Period</b>	<b>201,678,150.20 AUD</b>	<b>26,000,000.00 AUD</b>

Payments to Investors per note	Class A	Class B
Interest Per Note	147.81 AUD	376.25 AUD
Principal Repayment by note	3,433.89 AUD	- AUD
Number of Notes	4,330	260
Note Factor	0.465769	1.000000

Overcollateralisation Percentage	Class A	Class B
Initial OC Percentage at Poolcut	13.4000%	8.2000%
Current OC Percentage	26.4951%	17.0190%
Target OC Percentage	30.0000%	20.0000%

Subordinated Loan		
Balance as of the Beginning of the Period		34,000,075.89 AUD
Redemption		- AUD
Balance as of the End of the Period		34,000,075.89 AUD

## Credit Enhancement

Credit Enhancement as of Poolcut Date	% of Aggregate Discounted Balance	Value
Class B Note	5.20%	26,000,000.00 AUD
Subordinated Loan	6.80%	34,000,075.89 AUD
Overcollateralisation via Collateral Loan	1.40%	7,000,000.00 AUD
Cash Collateral Account	1.20%	6,000,000.00 AUD

Cash Collateral Account (CCA)	Value	in % of Outstanding Discounted Loan Balance as of Poolcut Date
<b>Initial Balance at Poolcut</b>	6,000,000.00 AUD	1.20%
<b>Targeted Balance</b>	6,000,000.00 AUD	1.20%
<b>Balance as of the Beginning of the Period</b>	6,000,000.00 AUD	1.20%
Payment from CCA	- AUD	0.00%
Payment to CCA	- AUD	0.00%
<b>Balance as of the End of the Period</b>	6,000,000.00 AUD	1.20%

## Calculation of Credit Enhancement

Initially, Driver Australia One's Credit Enhancement consists of the respective Note Issue in comparison to the Discounted Principal Balance as of Poolcut, minus any Senior Debt Issuance. This 'Overcollateralisation' (i.e. Credit Enhancement excluding the Cash Collateral Account) is specific for each Note Series and increases with its seniority.

Subsequently, the 'Overcollateralisation' is calculated (as an Overcollateralisation Percentage) on a monthly basis, all on end of month figures. Considering the seniority of the respective Note Series, redemption is made until a Target Overcollateralisation Percentage has been reached. All remaining funds will be used to perform payments in the more junior positions of the Order of Priority.

The Target OC percentages for each Note Class are determined subject to 3 items:

- They will increase in 2 steps in case the Cumulative Net Loss Ratio exceeds a certain level and Credit Enhancement Increase Condition is met.
- They will increase to 100% if the Aggregate Discounted Principal Balance falls below 10.00% of the Aggregate Discounted Principal Balance at Cut-Off Date (without a Clean-Up Call being exercised).
- A Foreclosure Event causes the transaction to switch into sequential payment mode, in which case the OC Percentages will not determine the maximum redemption amount and may be exceeded.

In addition, there is the 'General Cash Reserve', in the form of a Cash Collateral Account, which is in principle to the benefit of all Tranches over the entire lifetime of the transaction.

## Swap Fixing / Waterfall

Amortising Interest Rate Swap	Class A	Class B
Initial Principal	433,000,000.00 AUD	26,000,000.00 AUD
Underlying Principal for Reporting Period	216,546,893.90 AUD	26,000,000.00 AUD
Paying Leg	Fixed Interest Rate	Fixed Interest Rate
Receiving Leg	Floating Interest Rate	Floating Interest Rate
Net Swap Payments - Net Swap Receipts	33,972.65 AUD	6,392.56 AUD

Available Distribution Amount Calculation	Payment to waterfall position	Remaining Amount
1) i) Available Collections Amount from Contracts	15,790,257.32 AUD	15,790,257.32 AUD
1) ii) Available Collections - Interest on Trust Account	63,269.93 AUD	15,853,527.25 AUD
2) Drawings From Cash Collateral Account	- AUD	15,853,527.25 AUD
3) i) Swap Receipts - Class A	- AUD	15,853,527.25 AUD
3) ii) Swap Receipts - Class B	- AUD	15,853,527.25 AUD
4) Damages and Indemnity Payments to Issuer	- AUD	15,853,527.25 AUD
5) Other Reimbursement Amounts	69,894.17 AUD	15,923,421.42 AUD
Remaining Rounding Amount (M-1)	5.35 AUD	15,923,426.77 AUD

Waterfall	Payment to waterfall position	Remaining Amount
Available Distribution Amount	- AUD	15,923,426.77 AUD
1) Trust Beneficiary \$1	(1.00 AUD)	15,923,425.77 AUD
2) Taxes	- AUD	15,923,425.77 AUD
3) Fees, Costs & Charges - Issuer and Security Trustee	(2,743.02 AUD)	15,920,682.75 AUD
4. i) Monthly Servicer Fee - Servicer	(264,782.13 AUD)	15,655,900.62 AUD
4. ii) Unitholder Costs - VWFSA	- AUD	15,655,900.62 AUD
4. iii) Trust Manager's Fee - Trust Manager	(8,937.50 AUD)	15,646,963.12 AUD
4. iv) Sub-Trust Manager's Fee - Sub-Trust Manager	- AUD	15,646,963.12 AUD
5. a) Net Swap Payments - Class A Notes	(33,972.65 AUD)	15,612,990.47 AUD
5. b) Net Swap Payments - Class B Notes	(6,392.56 AUD)	15,606,597.91 AUD
6. a) Interest accrued in prev. month - Class A	(640,029.56 AUD)	14,966,568.35 AUD
6. b) Interest Shortfalls from prior months - Class A	- AUD	14,966,568.35 AUD
7. a) Interest accrued in prev. month - Class B	(97,824.11 AUD)	14,868,744.24 AUD
7. b) Interest Shortfalls from prior months - Class B	- AUD	14,868,744.24 AUD
8) Payment to Cash Collateral Account	- AUD	14,868,744.24 AUD
9) Principal Payment - Class A	(14,868,743.70 AUD)	0.54 AUD
10) Principal Payment - Class B	- AUD	0.54 AUD
Remaining Rounding Amount (Current Period)	(0.54 AUD)	- AUD
11) Penalties, Costs, Expenses, Damages, Losses or Liabilities	- AUD	- AUD
12) Other Payment to Swap Counterparties	- AUD	- AUD
13) Subordinated Loan Accrued and Unpaid Interest	- AUD	- AUD
14) Subordinated Loan Principal	- AUD	- AUD
15) Collateral Loan Accrued and Unpaid Interest	- AUD	- AUD
16) Collateral Loan Principal	- AUD	- AUD
17) Issuer Subordinated Notes Repayment to VWFSA	- AUD	- AUD
18) Final Service Fee to VWFSA	- AUD	- AUD

## CRD Retention / Retention of Net Economic Interest

### Retention Amount at Poolcut

Type of Asset	Number of Contracts	Percentage of Contracts	Outstanding Nominal Balance	Percentage of Nominal Balance
Portfolio sold to SPV	16,499	93.10%	547,808,908.75 AUD	93.00%
Retention of VWFSA	1,223	6.90%	41,231,367.34 AUD	7.00%
<b>Total</b>	<b>17,722</b>	<b>100.00%</b>	<b>589,040,276.09 AUD</b>	<b>100.00%</b>

Retention Amounts	
Minimum Retention	29,452,013.80 AUD 5.00%
Actual Retention	41,231,367.34 AUD 7.00%

### Retention Amount End of Reporting Period

Type of Asset	Number of Contracts	Percentage of Contracts	Outstanding Nominal Balance	Percentage of Nominal Balance
Portfolio sold to SPV	11,530	93.11%	295,176,094.05 AUD	92.97%
Retention of VWFSA	853	6.89%	22,329,015.59 AUD	7.03%
<b>Total</b>	<b>12,383</b>	<b>100.00%</b>	<b>317,505,109.64 AUD</b>	<b>100.00%</b>

Retention Amounts	
Minimum Retention	15,535,583.90 AUD 5.00%
Actual Retention	22,329,015.59 AUD 7.03%

In its capacity as originator and original lender, VWFSA complies with the retention requirements of a material net economic interest in accordance with § 122a CRD.

By adhering to option c) of the direction, VWFSA will keep the exposures designated for retention on its balance sheet on an ongoing basis.

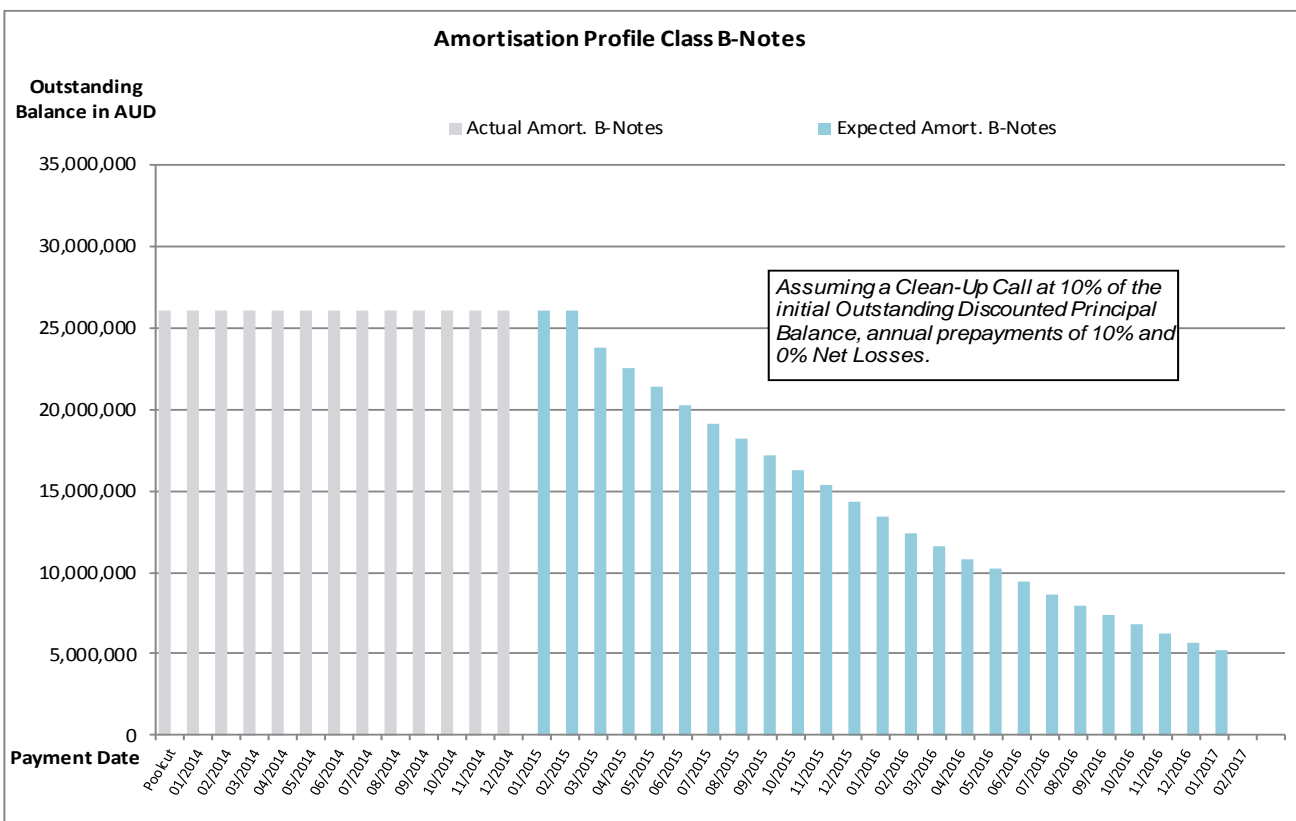
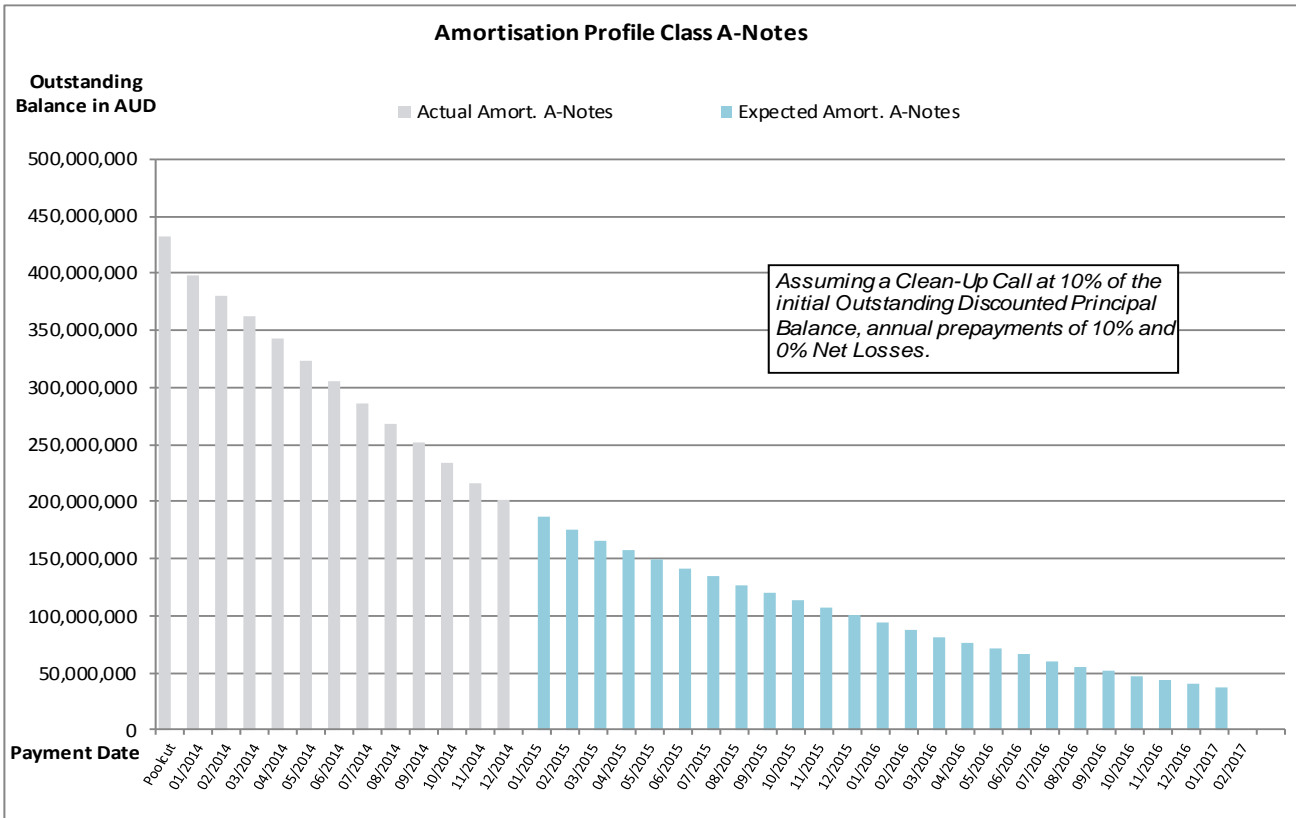
The latest end of month level of retention will be published on a monthly basis within the Investor Report.

### Amortisation Profile I

Note Class	Class A		Class B	
	At Closing: 1.31 yrs	At Closing: 1.31 yrs	At Closing: 2.28 yrs	At Closing: 2.28 yrs
WAL	Actual Note Balance	Forecasted Note Balance	Actual Note Balance	Forecasted Note Balance
Payment Date	Actual Note Balance	Forecasted Note Balance	Actual Note Balance	Forecasted Note Balance
Poolcut	433,000,000.00 AUD	- AUD	26,000,000.00 AUD	- AUD
01/2014	397,736,090.30 AUD	- AUD	26,000,000.00 AUD	- AUD
02/2014	380,246,960.50 AUD	- AUD	26,000,000.00 AUD	- AUD
03/2014	361,652,165.20 AUD	- AUD	26,000,000.00 AUD	- AUD
04/2014	342,480,613.90 AUD	- AUD	26,000,000.00 AUD	- AUD
05/2014	323,990,821.10 AUD	- AUD	26,000,000.00 AUD	- AUD
06/2014	305,358,571.30 AUD	- AUD	26,000,000.00 AUD	- AUD
07/2014	285,891,843.90 AUD	- AUD	26,000,000.00 AUD	- AUD
08/2014	267,389,364.20 AUD	- AUD	26,000,000.00 AUD	- AUD
09/2014	251,132,422.50 AUD	- AUD	26,000,000.00 AUD	- AUD
10/2014	233,920,759.10 AUD	- AUD	26,000,000.00 AUD	- AUD
11/2014	216,546,893.90 AUD	- AUD	26,000,000.00 AUD	- AUD
12/2014	201,678,150.20 AUD	- AUD	26,000,000.00 AUD	- AUD
01/2015	-	187,187,394.46 AUD	-	26,000,000.00 AUD
02/2015	-	175,122,754.18 AUD	-	26,000,000.00 AUD
03/2015	-	165,791,458.92 AUD	-	23,737,851.14 AUD
04/2015	-	157,751,104.48 AUD	-	22,535,872.07 AUD
05/2015	-	149,559,848.92 AUD	-	21,365,692.70 AUD
06/2015	-	141,629,715.46 AUD	-	20,232,816.49 AUD
07/2015	-	134,059,505.68 AUD	-	19,151,357.96 AUD
08/2015	-	127,367,776.44 AUD	-	18,195,396.64 AUD
09/2015	-	120,504,896.36 AUD	-	17,214,985.20 AUD
10/2015	-	113,801,515.62 AUD	-	16,257,359.38 AUD
11/2015	-	107,140,867.77 AUD	-	15,305,838.25 AUD
12/2015	-	100,383,393.59 AUD	-	14,340,484.80 AUD
01/2016	-	94,172,535.83 AUD	-	13,453,219.40 AUD
02/2016	-	86,947,755.32 AUD	-	12,421,107.90 AUD
03/2016	-	81,107,397.28 AUD	-	11,586,771.04 AUD
04/2016	-	75,926,497.09 AUD	-	10,846,642.45 AUD
05/2016	-	71,251,661.33 AUD	-	10,178,808.76 AUD
06/2016	-	65,959,091.14 AUD	-	9,422,727.31 AUD
07/2016	-	60,405,403.36 AUD	-	8,629,343.34 AUD
08/2016	-	55,780,536.32 AUD	-	7,968,648.05 AUD
09/2016	-	51,681,654.87 AUD	-	7,383,093.55 AUD
10/2016	-	47,662,500.42 AUD	-	6,808,928.64 AUD
11/2016	-	43,682,349.07 AUD	-	6,240,335.59 AUD
12/2016	-	39,829,774.82 AUD	-	5,689,967.84 AUD
01/2017	-	36,689,725.83 AUD	-	5,241,389.41 AUD
02/2017	-	- AUD	-	- AUD

\*Based on the following assumptions: CPR of 10%, Net Losses of 0% and Clean Up Call at 10% of the original outstanding portfolio

**Amortisation Profile II**



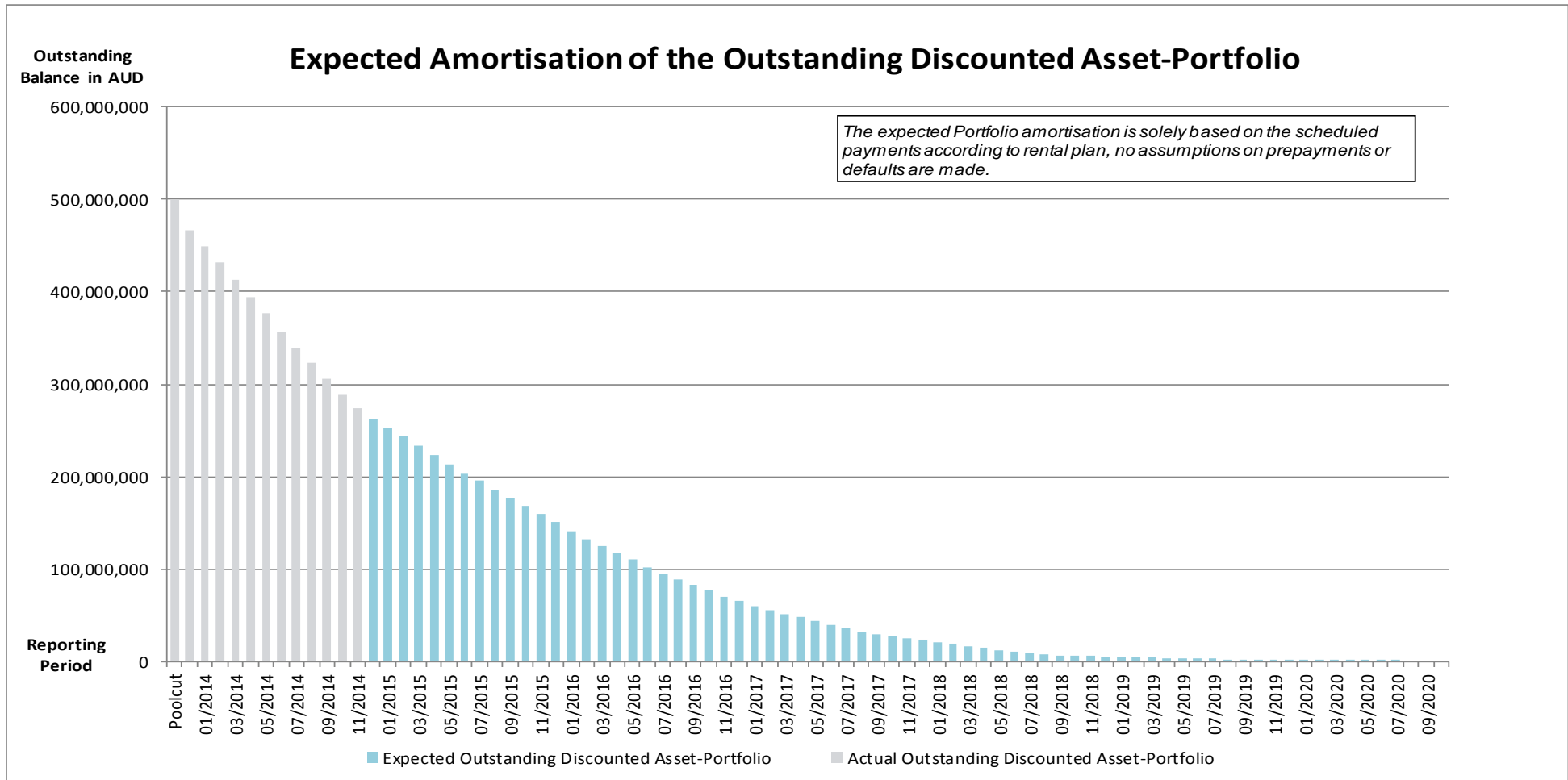
## Run Out Schedule I

End of Collection Period	Interest	Principal	Nominal Instalments
arrears	33,755.77 AUD	1,585,975.88 AUD	1,619,731.65 AUD
12/2014	1,164,785.99 AUD	10,382,161.33 AUD	11,546,947.32 AUD
01/2015	1,131,608.51 AUD	9,821,107.52 AUD	10,952,716.03 AUD
02/2015	1,093,086.06 AUD	9,418,178.18 AUD	10,511,264.24 AUD
03/2015	1,053,040.69 AUD	9,752,374.74 AUD	10,805,415.43 AUD
04/2015	1,011,809.95 AUD	10,168,539.75 AUD	11,180,349.70 AUD
05/2015	968,231.29 AUD	9,972,829.05 AUD	10,941,060.34 AUD
06/2015	925,281.14 AUD	9,619,316.04 AUD	10,544,597.18 AUD
07/2015	883,545.84 AUD	8,459,270.41 AUD	9,342,816.25 AUD
08/2015	847,012.91 AUD	8,888,913.62 AUD	9,735,926.53 AUD
09/2015	808,813.53 AUD	8,812,104.47 AUD	9,620,918.00 AUD
10/2015	770,927.74 AUD	8,914,778.92 AUD	9,685,706.66 AUD
11/2015	732,266.09 AUD	9,239,508.56 AUD	9,971,774.65 AUD
12/2015	692,390.90 AUD	8,540,283.12 AUD	9,232,674.02 AUD
01/2016	655,286.22 AUD	10,341,215.20 AUD	10,996,501.42 AUD
02/2016	610,239.56 AUD	8,279,187.53 AUD	8,889,427.09 AUD
03/2016	574,311.92 AUD	7,351,960.15 AUD	7,926,272.07 AUD
04/2016	542,346.01 AUD	6,652,582.65 AUD	7,194,928.66 AUD
05/2016	513,451.35 AUD	7,813,194.82 AUD	8,326,646.17 AUD
06/2016	479,533.17 AUD	8,400,934.64 AUD	8,880,467.81 AUD
07/2016	443,036.76 AUD	6,976,089.07 AUD	7,419,125.83 AUD
08/2016	412,835.65 AUD	6,203,510.09 AUD	6,616,345.74 AUD
09/2016	386,094.73 AUD	6,182,146.29 AUD	6,568,241.02 AUD
10/2016	359,176.19 AUD	6,229,900.43 AUD	6,589,076.62 AUD
11/2016	332,080.78 AUD	6,121,199.55 AUD	6,453,280.33 AUD
12/2016	305,420.47 AUD	4,967,360.29 AUD	5,272,780.76 AUD
01/2017	283,848.58 AUD	5,174,795.08 AUD	5,458,643.66 AUD
02/2017	261,308.47 AUD	4,296,388.02 AUD	4,557,696.49 AUD
03/2017	242,608.64 AUD	4,369,377.24 AUD	4,611,985.88 AUD
04/2017	223,575.70 AUD	3,215,518.39 AUD	3,439,094.09 AUD
05/2017	209,568.59 AUD	3,861,040.15 AUD	4,070,608.74 AUD
06/2017	192,750.01 AUD	4,512,676.33 AUD	4,705,426.34 AUD
07/2017	173,195.37 AUD	3,641,066.47 AUD	3,814,261.84 AUD
08/2017	157,360.43 AUD	3,554,490.83 AUD	3,711,851.26 AUD
09/2017	141,876.86 AUD	2,738,468.37 AUD	2,880,345.23 AUD
10/2017	129,956.94 AUD	2,554,450.13 AUD	2,684,407.07 AUD
11/2017	118,885.99 AUD	2,249,441.48 AUD	2,368,327.47 AUD
12/2017	109,088.97 AUD	2,210,254.32 AUD	2,319,343.29 AUD
01/2018	99,474.28 AUD	2,276,532.84 AUD	2,376,007.12 AUD
02/2018	89,557.39 AUD	2,082,019.31 AUD	2,171,576.70 AUD
03/2018	80,597.25 AUD	2,277,372.66 AUD	2,357,969.91 AUD
04/2018	70,676.83 AUD	1,913,954.58 AUD	1,984,631.41 AUD
05/2018	62,339.88 AUD	1,816,443.80 AUD	1,878,783.68 AUD
06/2018	54,427.12 AUD	1,855,036.35 AUD	1,909,463.47 AUD
07/2018	46,346.69 AUD	1,835,214.59 AUD	1,881,561.28 AUD
08/2018	38,404.71 AUD	1,863,992.82 AUD	1,902,397.53 AUD
09/2018	30,382.32 AUD	456,069.47 AUD	486,451.79 AUD
10/2018	28,395.58 AUD	483,385.07 AUD	511,780.65 AUD
11/2018	26,315.21 AUD	442,173.34 AUD	468,488.55 AUD
12/2018	24,389.25 AUD	431,922.59 AUD	456,311.84 AUD

01/2019	22,507.80 AUD	424,189.75 AUD	446,697.55 AUD
02/2019	20,659.89 AUD	413,986.15 AUD	434,646.04 AUD
03/2019	18,856.62 AUD	400,414.07 AUD	419,270.69 AUD
04/2019	17,112.48 AUD	386,598.88 AUD	403,711.36 AUD
05/2019	15,428.49 AUD	377,786.29 AUD	393,214.78 AUD
06/2019	13,782.75 AUD	362,579.99 AUD	376,362.74 AUD
07/2019	12,203.32 AUD	339,451.05 AUD	351,654.37 AUD
08/2019	10,724.79 AUD	321,934.19 AUD	332,658.98 AUD
09/2019	9,322.37 AUD	306,098.97 AUD	315,421.34 AUD
10/2019	7,989.15 AUD	288,165.83 AUD	296,154.98 AUD
11/2019	6,733.75 AUD	265,509.54 AUD	272,243.29 AUD
12/2019	5,577.30 AUD	240,304.48 AUD	245,881.78 AUD
01/2020	4,530.42 AUD	214,995.28 AUD	219,525.70 AUD
02/2020	3,594.04 AUD	189,241.56 AUD	192,835.60 AUD
03/2020	2,769.66 AUD	170,513.93 AUD	173,283.59 AUD
04/2020	2,026.89 AUD	147,722.12 AUD	149,749.01 AUD
05/2020	1,383.33 AUD	128,165.02 AUD	129,548.35 AUD
06/2020	825.10 AUD	93,452.71 AUD	94,277.81 AUD
07/2020	418.02 AUD	57,131.66 AUD	57,549.68 AUD
08/2020	169.13 AUD	38,830.47 AUD	38,999.60 AUD
<b>Total</b>	<b>20,802,315.58 AUD</b>	<b>274,373,778.47 AUD</b>	<b>295,176,094.05 AUD</b>



Run Out Schedule II



Outstanding Contracts I - Overview

Total Portfolio as of Poolcut Date			Product Type					
			Hire Purchase		Chattel Mortgage		Consumer Loan	
Contract Status Development	Number of Contracts	Outstanding Discounted Balance	Number of Contracts	Outstanding Discounted Balance	Number of Contracts	Outstanding Discounted Balance	Number of Contracts	Outstanding Discounted Balance
Normal	16,499	500,000,075.89 AUD	2,970	92,130,371.43 AUD	5,094	151,176,375.85 AUD	8,435	256,693,328.61 AUD
In Advance	-	- AUD	-	- AUD	-	- AUD	-	- AUD
In Arrears	-	- AUD	-	- AUD	-	- AUD	-	- AUD
Paid out/Matured	-	- AUD	-	- AUD	-	- AUD	-	- AUD
Early Payout	-	- AUD	-	- AUD	-	- AUD	-	- AUD
Gross Salvage	-	- AUD	-	- AUD	-	- AUD	-	- AUD
Net Salvage	-	- AUD	-	- AUD	-	- AUD	-	- AUD
<b>Total</b>	<b>16,499</b>	<b>500,000,075.89 AUD</b>	<b>2,970</b>	<b>92,130,371.43 AUD</b>	<b>5,094</b>	<b>151,176,375.85 AUD</b>	<b>8,435</b>	<b>256,693,328.61 AUD</b>

Total Portfolio as of Previous Month			Product Type					
			Hire Purchase		Chattel Mortgage		Consumer Loan	
Contract Status Development	Number of Contracts	Outstanding Discounted Balance	Number of Contracts	Outstanding Discounted Balance	Number of Contracts	Outstanding Discounted Balance	Number of Contracts	Outstanding Discounted Balance
Normal	11,450	277,759,900.46 AUD	1,606	40,313,209.64 AUD	3,141	75,764,404.18 AUD	6,703	161,682,286.64 AUD
In Advance	249	5,163,812.34 AUD	12	196,708.55 AUD	42	939,133.32 AUD	195	4,027,970.47 AUD
In Arrears	253	5,884,197.24 AUD	57	1,236,525.99 AUD	120	2,544,097.46 AUD	76	2,103,573.79 AUD
Paid out/Matured	1,303	- AUD	405	- AUD	561	- AUD	337	- AUD
Early Payout	3,216	- AUD	885	- AUD	1,215	- AUD	1,116	- AUD
Gross Salvage	2	45,321.65 AUD	-	- AUD	1	22,562.61 AUD	1	22,759.04 AUD
Net Salvage	26	428,377.87 AUD	5	123,354.39 AUD	14	228,692.98 AUD	7	76,330.50 AUD
<b>Total</b>	<b>16,499</b>	<b>289,281,609.56 AUD</b>	<b>2,970</b>	<b>41,869,798.57 AUD</b>	<b>5,094</b>	<b>79,498,890.55 AUD</b>	<b>8,435</b>	<b>167,912,920.44 AUD</b>

Total Portfolio as of Current Reporting Period			Product Type					
			Hire Purchase		Chattel Mortgage		Consumer Loan	
Contract Status Development	Number of Contracts	Outstanding Discounted Balance	Number of Contracts	Outstanding Discounted Balance	Number of Contracts	Outstanding Discounted Balance	Number of Contracts	Outstanding Discounted Balance
Normal	10,977	262,779,874.96 AUD	1,487	37,160,854.64 AUD	2,946	70,651,793.87 AUD	6,544	154,967,226.45 AUD
In Advance	253	5,049,299.52 AUD	13	212,280.63 AUD	39	807,318.47 AUD	201	4,029,700.42 AUD
In Arrears	296	6,357,260.90 AUD	69	1,433,546.72 AUD	143	2,848,219.07 AUD	84	2,075,495.11 AUD
Paid out/Matured	1,458	- AUD	438	- AUD	631	- AUD	389	- AUD
Early Payout	3,483	- AUD	957	- AUD	1,320	- AUD	1,206	- AUD
Gross Salvage	4	187,343.09 AUD	1	41,968.81 AUD	-	- AUD	3	145,374.28 AUD
Net Salvage	28	443,991.80 AUD	5	123,354.39 AUD	15	237,590.90 AUD	8	83,046.51 AUD
<b>Total</b>	<b>16,499</b>	<b>274,817,770.27 AUD</b>	<b>2,970</b>	<b>38,972,005.19 AUD</b>	<b>5,094</b>	<b>74,544,922.31 AUD</b>	<b>8,435</b>	<b>161,300,842.77 AUD</b>

**Outstanding Contracts I - Overview**

Total Portfolio as of Poolcut Date			Balloon				Type of Car			
Contract Status Development	Number of Contracts	Outstanding Discounted Balance	Balloon		No Balloon		New Vehicle		Used Vehicle	
			Number of Contracts	Outstanding Discounted Balance	Number of Contracts	Outstanding Discounted Balance	Number of Contracts	Outstanding Discounted Balance	Number of Contracts	Outstanding Discounted Balance
Normal	16,499	500,000,075.89 AUD	8,184	302,414,678.04 AUD	8,315	197,585,397.85 AUD	13,968	438,595,554.40 AUD	2,531	61,404,521.49 AUD
In Advance	-	- AUD	-	- AUD	-	- AUD	-	- AUD	-	- AUD
In Arrears	-	- AUD	-	- AUD	-	- AUD	-	- AUD	-	- AUD
Paid out/Matured	-	- AUD	-	- AUD	-	- AUD	-	- AUD	-	- AUD
Early Payout	-	- AUD	-	- AUD	-	- AUD	-	- AUD	-	- AUD
Gross Salvage	-	- AUD	-	- AUD	-	- AUD	-	- AUD	-	- AUD
Net Salvage	-	- AUD	-	- AUD	-	- AUD	-	- AUD	-	- AUD
<b>Total</b>	<b>16,499</b>	<b>500,000,075.89 AUD</b>	<b>8,184</b>	<b>302,414,678.04 AUD</b>	<b>8,315</b>	<b>197,585,397.85 AUD</b>	<b>13,968</b>	<b>438,595,554.40 AUD</b>	<b>2,531</b>	<b>61,404,521.49 AUD</b>

Total Portfolio as of Previous Month			Balloon				Type of Car			
Contract Status Development	Number of Contracts	Outstanding Discounted Balance	Balloon		No Balloon		New Vehicle		Used Vehicle	
			Number of Contracts	Outstanding Discounted Balance	Number of Contracts	Outstanding Discounted Balance	Number of Contracts	Outstanding Discounted Balance	Number of Contracts	Outstanding Discounted Balance
Normal	11,450	277,759,900.46 AUD	5,391	166,569,895.10 AUD	6,059	111,190,005.36 AUD	9,788	245,492,153.90 AUD	1,662	32,267,746.56 AUD
In Advance	249	5,163,812.34 AUD	81	2,116,884.11 AUD	168	3,046,928.23 AUD	203	4,482,805.06 AUD	46	681,007.28 AUD
In Arrears	253	5,884,197.24 AUD	162	3,777,600.29 AUD	91	2,106,596.95 AUD	206	4,985,181.44 AUD	47	899,015.80 AUD
Paid out/Matured	1,303	- AUD	739	- AUD	564	- AUD	1,068	- AUD	235	- AUD
Early Payout	3,216	- AUD	1,795	- AUD	1,421	- AUD	2,684	- AUD	532	- AUD
Gross Salvage	2	45,321.65 AUD	1	22,562.61 AUD	1	22,759.04 AUD	2	45,321.65 AUD	-	- AUD
Net Salvage	26	428,377.87 AUD	15	315,213.08 AUD	11	113,164.79 AUD	17	332,297.85 AUD	9	96,080.02 AUD
<b>Total</b>	<b>16,499</b>	<b>289,281,609.56 AUD</b>	<b>8,184</b>	<b>172,802,155.19 AUD</b>	<b>8,315</b>	<b>116,479,454.37 AUD</b>	<b>13,968</b>	<b>255,337,759.90 AUD</b>	<b>2,531</b>	<b>33,943,849.66 AUD</b>

Total Portfolio as of Current Reporting Period			Balloon				Type of Car			
Contract Status Development	Number of Contracts	Outstanding Discounted Balance	Balloon		No Balloon		New Vehicle		Used Vehicle	
			Number of Contracts	Outstanding Discounted Balance	Number of Contracts	Outstanding Discounted Balance	Number of Contracts	Outstanding Discounted Balance	Number of Contracts	Outstanding Discounted Balance
Normal	10,977	262,779,874.96 AUD	5,141	157,153,226.41 AUD	5,836	105,626,648.55 AUD	9,403	232,423,591.52 AUD	1,574	30,356,283.44 AUD
In Advance	253	5,049,299.52 AUD	78	1,956,813.76 AUD	175	3,092,485.76 AUD	205	4,350,475.97 AUD	48	698,823.55 AUD
In Arrears	296	6,357,260.90 AUD	191	4,570,008.14 AUD	105	1,787,252.76 AUD	239	5,501,846.01 AUD	57	855,414.89 AUD
Paid out/Matured	1,458	- AUD	827	- AUD	631	- AUD	1,196	- AUD	262	- AUD
Early Payout	3,483	- AUD	1,929	- AUD	1,554	- AUD	2,904	- AUD	579	- AUD
Gross Salvage	4	187,343.09 AUD	2	88,436.60 AUD	2	98,906.49 AUD	2	88,436.60 AUD	2	98,906.49 AUD
Net Salvage	28	443,991.80 AUD	16	324,111.00 AUD	12	119,880.80 AUD	19	347,911.78 AUD	9	96,080.02 AUD
<b>Total</b>	<b>16,499</b>	<b>274,817,770.27 AUD</b>	<b>8,184</b>	<b>164,092,595.91 AUD</b>	<b>8,315</b>	<b>110,725,174.36 AUD</b>	<b>13,968</b>	<b>242,712,261.88 AUD</b>	<b>2,531</b>	<b>32,105,508.39 AUD</b>

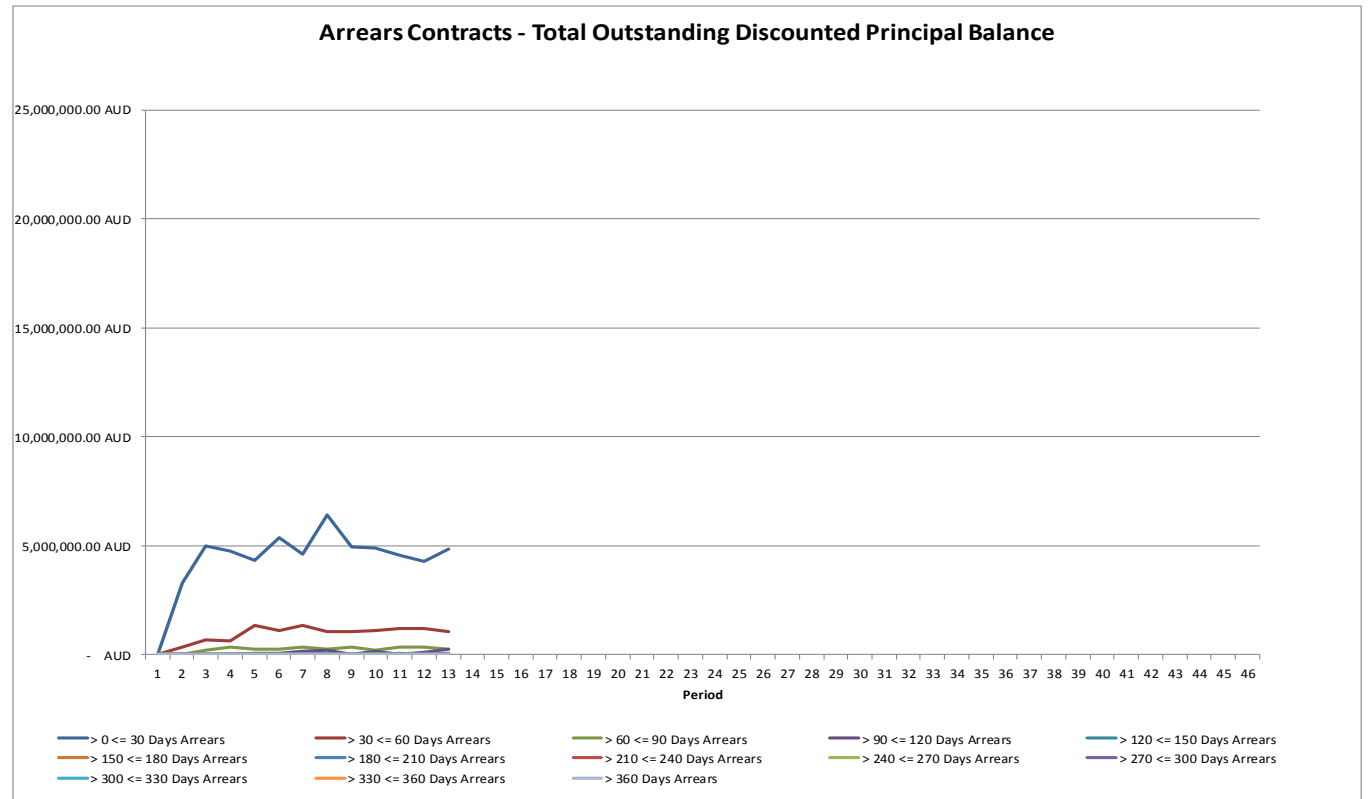
### Outstanding Contracts II - Collections

Collections This Reporting Month by Status	Change in Contract Statuses From Last Month	Number of Contracts This Month	Collections
Normal	(473)	10,977	9,000,710.86 AUD
In Advance	4	253	405,464.66 AUD
In Arrears	43	296	239,820.79 AUD
Paid out/Matured	155	1,458	1,117,769.34 AUD
Early Payout	267	3,483	4,994,179.85 AUD
Gross Salvage	2	4	- AUD
Net Salvage	2	28	32,311.82 AUD
<b>Total</b>	<b>-</b>	<b>16,499</b>	<b>15,790,257.32 AUD</b>

Development of Pool within Reporting Period	Number of Active Contracts	Total Number of Contracts	Collection Variations	Outstanding Nominal Balance
<b>Beginning of Period</b>	<b>11,954</b>	<b>16,499</b>		<b>311,158,879.10 AUD</b>
<b>Scheduled Collections For Contracts Active This Period</b>			<b>11,910,179.31 AUD</b>	<b>11,910,179.31 AUD</b>
Collections Variations From Normal Contracts This Period			48,526.94 AUD	
Collection Variations From Contracts Paying Out Early This Period			3,845,361.44 AUD	
Collection Variations From Contracts Paying Out/Maturing This Period			618,130.47 AUD	
Collection Variations from Contracts in Advance This Period			335,847.82 AUD	
Collection Variations from Contract In Arrears This Period			(1,098,691.25 AUD)	
Collection Variations from Contracts Going Into Gross Salvage This Period			(3,784.79 AUD)	
Collection Variations from Contracts Going Into Net Salvage This Period			10,040.88 AUD	
Other Variations From Scheduled Collections This Period			- AUD	
<i>Instalment Collection Variations</i>			3,755,431.51 AUD	3,755,431.51 AUD
Contract Fees Collected This Period			55,442.71 AUD	
Interest Compensation Collections This Period			69,203.79 AUD	
<i>Non Instalment Collection Variations</i>			124,646.50 AUD	
<b>Actual Collections For Contracts Active This Period</b>			<b>15,790,257.32 AUD</b>	
Number of Contracts Paid Out Early This Month	267			
Number of Contracts Paid Out/Matured This Month	155			
Number of Contracts Into Net Salvage This Month	2			
Repurchased Contracts	-	-		
Less Recoveries After Net Salvage				- AUD
Reduced Nominal Balance Due to Unpaid Rental At Net Salvage				15,713.29 AUD
Reduced Nominal Balance Due to Unpaid Rental At Early Payout				306,206.43 AUD
Reduced Nominal Balance Due to Other				(4,745.49 AUD)
<b>End of Period</b>	<b>11,530</b>	<b>16,499</b>		<b>295,176,094.05 AUD</b>

**Arrears Contracts**

Total Portfolio					Product Type					
Days in Arrears	Number of Contracts	Number of Contracts (%)	Outstanding Discounted Balance	Outstanding Discounted Balance (%)	Hire Purchase		Chattel Mortgage		Consumer Loan	
					Number of Contracts	Outstanding Discounted Balance	Number of Contracts	Outstanding Discounted Balance	Number of Contracts	Outstanding Discounted Balance
> 0 <= 30	225	1.95%	4,855,704.68 AUD	1.77%	54	1,086,070.48 AUD	106	2,151,267.93 AUD	65	1,618,366.27 AUD
> 30 <= 60	49	0.42%	1,062,505.97 AUD	0.39%	12	292,456.31 AUD	26	502,828.50 AUD	11	267,221.16 AUD
> 60 <= 90	14	0.12%	275,270.62 AUD	0.10%	2	51,973.60 AUD	8	149,205.86 AUD	4	74,091.16 AUD
> 90 <= 120	9	0.08%	278,310.98 AUD	0.10%	2	45,015.14 AUD	3	44,916.78 AUD	4	188,379.06 AUD
> 120 <= 150	2	0.02%	70,551.84 AUD	0.03%	-	- AUD	-	- AUD	2	70,551.84 AUD
> 150 <= 180	1	0.01%	2,259.90 AUD	0.00%	-	- AUD	-	- AUD	1	2,259.90 AUD
> 180 <= 210	-	0.00%	- AUD	0.00%	-	- AUD	-	- AUD	-	- AUD
> 210 <= 240	-	0.00%	- AUD	0.00%	-	- AUD	-	- AUD	-	- AUD
> 240 <= 270	-	0.00%	- AUD	0.00%	-	- AUD	-	- AUD	-	- AUD
> 270 <= 300	-	0.00%	- AUD	0.00%	-	- AUD	-	- AUD	-	- AUD
> 300 <= 330	-	0.00%	- AUD	0.00%	-	- AUD	-	- AUD	-	- AUD
> 330 <= 360	-	0.00%	- AUD	0.00%	-	- AUD	-	- AUD	-	- AUD
> 360	-	0.00%	- AUD	0.00%	-	- AUD	-	- AUD	-	- AUD
<b>Total</b>	<b>300</b>	<b>2.6019%</b>	<b>6,544,603.99 AUD</b>	<b>2.39%</b>	<b>70</b>	<b>1,475,515.53 AUD</b>	<b>143</b>	<b>2,848,219.07 AUD</b>	<b>87</b>	<b>2,220,869.39 AUD</b>



Arrears Contracts

Total Portfolio					Balloon				Vehicle Status			
Days in Arrears	Number of Contracts	Number of Contracts (%)	Outstanding Discounted Balance	Outstanding Discounted Balance (%)	Balloon		No Balloon		New		Used	
					Number of Contracts	Outstanding Discounted Balance	Number of Contracts	Outstanding Discounted Balance	Number of Contracts	Outstanding Discounted Balance	Number of Contracts	Outstanding Discounted Balance
> 0 <= 30	225	1.95%	4,855,704.68 AUD	1.77%	149	3,537,409.01 AUD	76	1,318,295.67 AUD	183	4,220,271.08 AUD	42	635,433.60 AUD
> 30 <= 60	49	0.42%	1,062,505.97 AUD	0.39%	30	739,114.00 AUD	19	323,391.97 AUD	40	945,929.55 AUD	9	116,576.42 AUD
> 60 <= 90	14	0.12%	275,270.62 AUD	0.10%	10	249,249.15 AUD	4	26,021.47 AUD	12	263,850.42 AUD	2	11,420.20 AUD
> 90 <= 120	9	0.08%	278,310.98 AUD	0.10%	3	86,204.79 AUD	6	192,106.19 AUD	5	113,763.77 AUD	4	164,547.21 AUD
> 120 <= 150	2	0.02%	70,551.84 AUD	0.03%	1	46,467.79 AUD	1	24,084.05 AUD	1	46,467.79 AUD	1	24,084.05 AUD
> 150 <= 180	1	0.01%	2,259.90 AUD	0.00%	-	- AUD	1	2,259.90 AUD	-	- AUD	1	2,259.90 AUD
> 180 <= 210	-	0.00%	- AUD	0.00%	-	- AUD	-	- AUD	-	- AUD	-	- AUD
> 210 <= 240	-	0.00%	- AUD	0.00%	-	- AUD	-	- AUD	-	- AUD	-	- AUD
> 240 <= 270	-	0.00%	- AUD	0.00%	-	- AUD	-	- AUD	-	- AUD	-	- AUD
> 270 <= 300	-	0.00%	- AUD	0.00%	-	- AUD	-	- AUD	-	- AUD	-	- AUD
> 300 <= 330	-	0.00%	- AUD	0.00%	-	- AUD	-	- AUD	-	- AUD	-	- AUD
> 330 <= 360	-	0.00%	- AUD	0.00%	-	- AUD	-	- AUD	-	- AUD	-	- AUD
> 360	-	0.00%	- AUD	0.00%	-	- AUD	-	- AUD	-	- AUD	-	- AUD
<b>Total</b>	<b>300</b>	<b>2.6019%</b>	<b>6,544,603.99 AUD</b>	<b>2.39%</b>	<b>193</b>	<b>4,658,444.74 AUD</b>	<b>107</b>	<b>1,886,159.25 AUD</b>	<b>241</b>	<b>5,590,282.61 AUD</b>	<b>59</b>	<b>954,321.38 AUD</b>

## Net Salvage Loss

Net Salvage Loss This Period			
Product Type	Type of Car	Number of Contracts	Net Salvage Loss
Hire Purchase	New	-	- AUD
	Used	-	- AUD
<b>Total Hire Purchase</b>		<b>-</b>	<b>- AUD</b>
Chattel Mortgage	New	1	8,897.92 AUD
	Used	-	- AUD
<b>Total Chattel Mortgage</b>		<b>1</b>	<b>8,897.92 AUD</b>
Consumer Loan	New	1	6,716.01 AUD
	Used	-	- AUD
<b>Total Consumer Loan</b>		<b>1</b>	<b>6,716.01 AUD</b>
<b>Total</b>		<b>2</b>	<b>15,613.93 AUD</b>

<b>Cumulative Net Salvage Loss as of the End of the Monthly Period</b>	445,341.07 AUD
<b>Outstanding Discounted Principal Balance at Poolcut</b>	500,000,075.89 AUD
<b>Cumulative Net Loss Ratio</b>	0.08907%

Monthly Period	Per Period		Cumulative Net Salvage Loss	
	Number of Contracts	Net Salvage Loss	Number of Contracts	Net Salvage Loss
11/2013	-	- AUD	-	- AUD
12/2013	-	- AUD	-	- AUD
01/2014	2	26,704.78 AUD	2	26,704.78 AUD
02/2014	2	24,480.82 AUD	4	51,185.60 AUD
03/2014	-	- AUD	4	51,185.60 AUD
04/2014	1	31,527.23 AUD	5	82,712.83 AUD
05/2014	-	- AUD	5	82,712.83 AUD
06/2014	4	34,592.27 AUD	9	117,305.10 AUD
07/2014	7	158,398.34 AUD	16	275,703.44 AUD
08/2014	4	47,393.53 AUD	20	323,096.97 AUD
09/2014	3	65,097.10 AUD	23	388,194.07 AUD
10/2014	3	41,533.07 AUD	26	429,727.14 AUD
11/2014	2	15,613.93 AUD	28	445,341.07 AUD
12/2014	-	- AUD	-	- AUD
01/2015	-	- AUD	-	- AUD
02/2015	-	- AUD	-	- AUD
03/2015	-	- AUD	-	- AUD
04/2015	-	- AUD	-	- AUD
05/2015	-	- AUD	-	- AUD
06/2015	-	- AUD	-	- AUD
07/2015	-	- AUD	-	- AUD
08/2015	-	- AUD	-	- AUD
09/2015	-	- AUD	-	- AUD
10/2015	-	- AUD	-	- AUD
11/2015	-	- AUD	-	- AUD
12/2015	-	- AUD	-	- AUD
01/2016	-	- AUD	-	- AUD
02/2016	-	- AUD	-	- AUD
03/2016	-	- AUD	-	- AUD
04/2016	-	- AUD	-	- AUD
05/2016	-	- AUD	-	- AUD
06/2016	-	- AUD	-	- AUD
07/2016	-	- AUD	-	- AUD
08/2016	-	- AUD	-	- AUD
09/2016	-	- AUD	-	- AUD
10/2016	-	- AUD	-	- AUD
11/2016	-	- AUD	-	- AUD
12/2016	-	- AUD	-	- AUD
01/2017	-	- AUD	-	- AUD
02/2017	-	- AUD	-	- AUD
<b>Total</b>	<b>28</b>	<b>445,341.07 AUD</b>		

**Net Salvage After Recoveries**

Net Salvaged Contracts							
Product Type	Vehicle Status	Number of Contracts	Outstanding Discounted Balance at Net Salvage	Arrears Interest At Net Salvage	Net Salvage Loss	Recoveries After Net Salvage	Net Salvage Loss After Recoveries
Hire Purchase	New	2	84,196.59 AUD	- AUD	84,196.59 AUD	- AUD	84,196.59 AUD
	Used	3	39,157.80 AUD	- AUD	39,157.80 AUD	- AUD	39,157.80 AUD
<b>Total Hire Purchase</b>		<b>5</b>	<b>123,354.39 AUD</b>	<b>- AUD</b>	<b>123,354.39 AUD</b>	<b>- AUD</b>	<b>123,354.39 AUD</b>
Chattel Mortgage	New	13	229,308.77 AUD	1,349.27 AUD	230,658.04 AUD	20,460.49 AUD	210,197.55 AUD
	Used	2	8,282.13 AUD	- AUD	8,282.13 AUD	587.06 AUD	7,695.07 AUD
<b>Total Chattel Mortgage</b>		<b>15</b>	<b>237,590.90 AUD</b>	<b>1,349.27 AUD</b>	<b>238,940.17 AUD</b>	<b>21,047.55 AUD</b>	<b>217,892.62 AUD</b>
Consumer Loan	New	4	34,406.42 AUD	- AUD	34,406.42 AUD	- AUD	34,406.42 AUD
	Used	4	48,640.09 AUD	- AUD	48,640.09 AUD	467.88 AUD	48,172.21 AUD
<b>Total Consumer Loan</b>		<b>8</b>	<b>83,046.51 AUD</b>	<b>- AUD</b>	<b>83,046.51 AUD</b>	<b>467.88 AUD</b>	<b>82,578.63 AUD</b>
<b>Total</b>		<b>28</b>	<b>443,991.80 AUD</b>	<b>1,349.27 AUD</b>	<b>445,341.07 AUD</b>	<b>21,515.43 AUD</b>	<b>423,825.64 AUD</b>



**Pool Data I**

**Down Payments**

Total Portfolio						Product Type					
Down Payment	Number of Contracts	Percentage of Contracts	Outstanding Discounted Balance	Percentage of Balance	Down Payment/ Purchase Price in %	Hire Purchase		Chattel Mortgage		Consumer Loan	
						Number of Contracts	Outstanding Discounted Balance	Number of Contracts	Outstanding Discounted Balance	Number of Contracts	Outstanding Discounted Balance
No Down Payment	3,374	29.26%	92,371,256.00 AUD	33.67%	0.00%	564	15,165,946.89 AUD	1,085	28,040,268.52 AUD	1,725	49,165,040.59 AUD
0.01 - 10,000.00	5,773	50.07%	129,178,545.12 AUD	47.08%	0.00%	667	15,518,940.81 AUD	1,418	31,166,630.61 AUD	3,688	82,492,973.70 AUD
10,000.01 - 20,000.00	1,598	13.86%	33,893,597.21 AUD	12.35%	0.00%	220	5,233,682.23 AUD	410	9,450,873.64 AUD	968	19,209,041.34 AUD
20,000.01 - 30,000.00	484	4.20%	10,949,517.28 AUD	3.99%	0.00%	64	1,459,509.74 AUD	126	2,908,799.90 AUD	294	6,581,207.64 AUD
30,000.01 - 40,000.00	183	1.59%	4,219,031.95 AUD	1.54%	0.00%	32	792,988.09 AUD	51	1,425,556.23 AUD	100	2,000,487.63 AUD
40,000.01 - 50,000.00	60	0.52%	1,558,639.92 AUD	0.57%	0.00%	15	393,229.26 AUD	20	474,328.85 AUD	25	691,081.81 AUD
50,000.01 - 60,000.00	32	0.28%	893,324.91 AUD	0.33%	0.00%	3	71,900.92 AUD	11	419,132.63 AUD	18	402,291.36 AUD
60,000.01 - 70,000.00	10	0.09%	178,005.52 AUD	0.06%	0.00%	3	85,164.06 AUD	1	3,905.77 AUD	6	88,935.69 AUD
70,000.01 - 80,000.00	9	0.08%	288,311.74 AUD	0.11%	0.00%	1	61,113.13 AUD	5	200,462.26 AUD	3	26,736.35 AUD
80,000.01 - 90,000.00	2	0.02%	104,793.17 AUD	0.04%	0.00%	-	- AUD	-	- AUD	2	104,793.17 AUD
90,000.01 - 100,000.00	1	0.01%	83,505.21 AUD	0.03%	0.00%	-	- AUD	-	- AUD	1	83,505.21 AUD
100,000.01 - 110,000.00	2	0.02%	283,548.67 AUD	0.10%	0.00%	1	66,175.67 AUD	1	217,373.00 AUD	-	- AUD
110,000.01 - 120,000.00	2	0.02%	371,701.77 AUD	0.14%	0.00%	-	- AUD	-	- AUD	2	371,701.77 AUD
120,000.01 - 130,000.00	-	0.00%	- AUD	0.00%	0.00%	-	- AUD	-	- AUD	-	- AUD
130,000.01 - 140,000.00	-	0.00%	- AUD	0.00%	0.00%	-	- AUD	-	- AUD	-	- AUD
140,000.01 - 150,000.00	-	0.00%	- AUD	0.00%	0.00%	-	- AUD	-	- AUD	-	- AUD
> 150,000.00	-	0.00%	- AUD	0.00%	0.00%	-	- AUD	-	- AUD	-	- AUD
<b>Total</b>	<b>11,530</b>	<b>100.00%</b>	<b>274,373,778.47 AUD</b>	<b>100.00%</b>	<b>24.59%</b>	<b>1,570</b>	<b>38,848,650.80 AUD</b>	<b>3,128</b>	<b>74,307,331.41 AUD</b>	<b>6,832</b>	<b>161,217,796.26 AUD</b>

Statistics Down Payments	
Minimum Down Payment	- AUD
Maximum Down Payment	115,000.00 AUD
Weighted Average Down Payment (Customers that made a Down Payment)	9,038.62 AUD
Weighted Average Down Payment	5,995.66 AUD

**Type of Payment**

Total Portfolio				
Type of Payment	Number of Contracts	Percentage of Contracts	Outstanding Discounted Balance	Percentage of Balance
Direct Debit	11,383	98.73%	271,321,880.41 AUD	98.89%
Other	147	1.27%	3,051,898.06 AUD	1.11%
<b>Total</b>	<b>11,530</b>	<b>100.00%</b>	<b>274,373,778.47 AUD</b>	<b>100.00%</b>

Product Type					
Hire Purchase		Chattel Mortgage		Consumer Loan	
Number of Contracts	Outstanding Discounted Balance	Number of Contracts	Outstanding Discounted Balance	Number of Contracts	Outstanding Discounted Balance
1,537	38,116,786	3,056	72,850,717	6,790	160,354,378
33	731,865	72	1,456,615	42	863,418
<b>1,570</b>	<b>38,848,650.80 AUD</b>	<b>3,128</b>	<b>74,307,331.41 AUD</b>	<b>6,832</b>	<b>161,217,796.26 AUD</b>

Pool Data I

Down Payments

Total Portfolio						Balloon				Vehicle Status			
Down Payment	Number of Contracts	Percentage of Contracts	Outstanding Discounted Balance	Percentage of Balance	Down Payment/ Purchase Price in %	Balloon		No Balloon		New		Used	
						Number of Contracts	Outstanding Discounted Balance	Number of Contracts	Outstanding Discounted Balance	Number of Contracts	Outstanding Discounted Balance	Number of Contracts	Outstanding Discounted Balance
No Down Payment	3,374	29.26%	92,371,256.00 AUD	33.67%	0.00%	1,971	63,044,807.64 AUD	1,403	29,326,448.36 AUD	2,848	81,160,450.04 AUD	526	11,210,805.96 AUD
0.01 - 10,000.00	5,773	50.07%	129,178,545.12 AUD	47.08%	0.00%	2,480	69,304,428.39 AUD	3,293	59,874,116.73 AUD	4,884	113,409,185.13 AUD	889	15,769,359.99 AUD
10,000.01 - 20,000.00	1,598	13.86%	33,893,597.21 AUD	12.35%	0.00%	655	19,891,060.57 AUD	943	14,002,536.64 AUD	1,394	30,292,749.03 AUD	204	3,600,848.18 AUD
20,000.01 - 30,000.00	484	4.20%	10,949,517.28 AUD	3.99%	0.00%	178	6,162,093.38 AUD	306	4,787,423.90 AUD	442	10,068,875.21 AUD	42	880,642.07 AUD
30,000.01 - 40,000.00	183	1.59%	4,219,031.95 AUD	1.54%	0.00%	79	2,697,910.17 AUD	104	1,521,121.78 AUD	171	4,056,091.20 AUD	12	162,940.75 AUD
40,000.01 - 50,000.00	60	0.52%	1,558,639.92 AUD	0.57%	0.00%	25	1,047,302.54 AUD	35	511,337.38 AUD	55	1,508,664.95 AUD	5	49,974.97 AUD
50,000.01 - 60,000.00	32	0.28%	893,324.91 AUD	0.33%	0.00%	12	551,025.24 AUD	20	342,299.67 AUD	30	866,111.60 AUD	2	27,213.31 AUD
60,000.01 - 70,000.00	10	0.09%	178,005.52 AUD	0.06%	0.00%	2	79,162.64 AUD	8	98,842.88 AUD	10	178,005.52 AUD	-	- AUD
70,000.01 - 80,000.00	9	0.08%	288,311.74 AUD	0.11%	0.00%	5	247,189.59 AUD	4	41,122.15 AUD	9	288,311.74 AUD	-	- AUD
80,000.01 - 90,000.00	2	0.02%	104,793.17 AUD	0.04%	0.00%	1	68,807.73 AUD	1	35,985.44 AUD	2	104,793.17 AUD	-	- AUD
90,000.01 - 100,000.00	1	0.01%	83,505.21 AUD	0.03%	0.00%	1	83,505.21 AUD	-	- AUD	1	83,505.21 AUD	-	- AUD
100,000.01 - 110,000.00	2	0.02%	283,548.67 AUD	0.10%	0.00%	2	283,548.67 AUD	-	- AUD	2	283,548.67 AUD	-	- AUD
110,000.01 - 120,000.00	2	0.02%	371,701.77 AUD	0.14%	0.00%	1	307,643.14 AUD	1	64,058.63 AUD	1	64,058.63 AUD	1	307,643.14 AUD
120,000.01 - 130,000.00	-	0.00%	- AUD	0.00%	0.00%	-	- AUD	-	- AUD	-	- AUD	-	- AUD
130,000.01 - 140,000.00	-	0.00%	- AUD	0.00%	0.00%	-	- AUD	-	- AUD	-	- AUD	-	- AUD
140,000.01 - 150,000.00	-	0.00%	- AUD	0.00%	0.00%	-	- AUD	-	- AUD	-	- AUD	-	- AUD
> 150,000.00	-	0.00%	- AUD	0.00%	0.00%	-	- AUD	-	- AUD	-	- AUD	-	- AUD
<b>Total</b>	<b>11,530</b>	<b>100.00%</b>	<b>274,373,778.47 AUD</b>	<b>100.00%</b>	<b>24.59%</b>	<b>5,412</b>	<b>163,768,484.91 AUD</b>	<b>6,118</b>	<b>110,605,293.56 AUD</b>	<b>9,849</b>	<b>242,364,350.10 AUD</b>	<b>1,681</b>	<b>32,009,428.37 AUD</b>

Statistics Down Payments	
Minimum Down Payment	- AUD
Maximum Down Payment	115,000.00 AUD
Weighted Average Down Payment (Customers that made a Down Payment)	9,038.62 AUD
Weighted Average Down Payment	5,995.66 AUD

Type of Payment

Total Portfolio				
Type of Payment	Number of Contracts	Percentage of Contracts	Outstanding Discounted Balance	Percentage of Balance
Direct Debit	11,383	98.73%	271,321,880.41 AUD	98.89%
Other	147	1.27%	3,051,898.06 AUD	1.11%
<b>Total</b>	<b>11,530</b>	<b>100.00%</b>	<b>274,373,778.47 AUD</b>	<b>100.00%</b>

Balloon				Vehicle Status			
Balloon		No Balloon		New		Used	
Number of Contracts	Outstanding Discounted Balance	Number of Contracts	Outstanding Discounted Balance	Number of Contracts	Outstanding Discounted Balance	Number of Contracts	Outstanding Discounted Balance
5,328	161,604,059	6,055	109,717,822	9,733	239,705,109	1,650	31,616,771
84	2,164,426	63	887,472	116	2,659,241	31	392,657
<b>5,412</b>	<b>163,768,484.91 AUD</b>	<b>6,118</b>	<b>110,605,293.56 AUD</b>	<b>9,849</b>	<b>242,364,350.10 AUD</b>	<b>1,681</b>	<b>32,009,428.37 AUD</b>

## Pool Data II

### Distribution of Contracts and Vehicles per Borrower

Number of Contracts Per Borrower	Number of Customers	Percentage of Customers	Number of Contracts	Percentage of Contracts	Outstanding Discounted Principal Balance	Percentage of Balance
1	12,500	98.70%	11,288	97.79%	296,267,750.29 AUD	97.77%
2	148	1.17%	223	1.93%	6,036,723.28 AUD	1.99%
3	10	0.08%	16	0.14%	455,619.72 AUD	0.15%
4	5	0.04%	11	0.10%	197,562.78 AUD	0.07%
5	1	0.01%	5	0.04%	80,129.17 AUD	0.03%
<b>Total</b>	<b>12,664</b>	<b>100.00%</b>	<b>11,543</b>	<b>100.00%</b>	<b>303,037,785.24 AUD</b>	<b>100.00%</b>

### Top 20 Borrower

Ranking	Outstanding Discounted Principal Balance	Percentage of Overall Balance	Number of Contracts
1	307,643.14 AUD	0.11213 %	1
2	303,242.87 AUD	0.11052 %	2
3	249,260.27 AUD	0.09085 %	1
4	223,905.96 AUD	0.08161 %	1
5	213,774.32 AUD	0.07791 %	3
6	182,969.44 AUD	0.06669 %	2
7	171,274.64 AUD	0.06242 %	1
8	167,073.00 AUD	0.06089 %	1
9	151,221.46 AUD	0.05512 %	1
10	130,389.52 AUD	0.04752 %	3
11	127,198.46 AUD	0.04636 %	2
12	126,894.23 AUD	0.04625 %	1
13	125,372.79 AUD	0.04569 %	1
14	119,838.80 AUD	0.04368 %	2
15	115,913.26 AUD	0.04225 %	1
16	115,131.74 AUD	0.04196 %	2
17	111,294.05 AUD	0.04056 %	1
18	108,968.25 AUD	0.03972 %	1
19	108,642.94 AUD	0.03960 %	1
20	108,390.59 AUD	0.03950 %	1
	<b>3,268,399.73 AUD</b>	<b>1.19122 %</b>	<b>29</b>

**Pool Data III**

**Distribution by Outstanding Discounted Balance**

Total Portfolio					Product Type					
Distribution by Outstanding Discounted Balance	Number of Contracts	Percentage of Contracts	Outstanding Discounted Balance	Percentage of Balance	Hire Purchase		Chattel Mortgage		Consumer Loan	
					Number of Contracts	Outstanding Discounted Balance	Number of Contracts	Outstanding Discounted Balance	Number of Contracts	Outstanding Discounted Balance
0.00 - 10,000.00	1,874	16.25%	10,500,647.76 AUD	3.83%	290	1,534,874.37 AUD	499	2,581,769.83 AUD	1,085	6,384,003.56 AUD
10,000.01 - 20,000.00	3,569	30.95%	54,407,672.09 AUD	19.83%	450	6,806,073.66 AUD	973	14,799,207.27 AUD	2,146	32,802,391.16 AUD
20,000.01 - 30,000.00	2,924	25.36%	71,801,650.69 AUD	26.17%	359	8,863,517.43 AUD	792	19,622,839.84 AUD	1,773	43,315,293.42 AUD
30,000.01 - 40,000.00	1,653	14.34%	56,832,262.62 AUD	20.71%	209	7,199,884.87 AUD	466	15,981,765.58 AUD	978	33,650,612.17 AUD
40,000.01 - 50,000.00	841	7.29%	37,271,115.50 AUD	13.58%	128	5,686,934.30 AUD	215	9,546,727.58 AUD	498	22,037,453.62 AUD
50,000.01 - 60,000.00	335	2.91%	18,239,836.59 AUD	6.65%	62	3,404,031.94 AUD	94	5,078,702.34 AUD	179	9,757,102.31 AUD
60,000.01 - 70,000.00	185	1.60%	11,865,836.13 AUD	4.32%	37	2,403,409.85 AUD	51	3,268,707.10 AUD	97	6,193,719.18 AUD
70,000.01 - 80,000.00	68	0.59%	5,092,856.44 AUD	1.86%	18	1,358,472.44 AUD	18	1,336,957.96 AUD	32	2,397,426.04 AUD
80,000.01 - 90,000.00	38	0.33%	3,220,325.25 AUD	1.17%	7	583,358.91 AUD	11	933,924.79 AUD	20	1,703,041.55 AUD
90,000.01 - 100,000.00	18	0.16%	1,679,681.29 AUD	0.61%	5	465,364.97 AUD	1	96,947.54 AUD	12	1,117,368.78 AUD
100,000.01 - 110,000.00	13	0.11%	1,383,147.42 AUD	0.50%	4	431,207.17 AUD	4	428,326.45 AUD	5	523,613.80 AUD
110,000.01 - 120,000.00	3	0.03%	338,728.20 AUD	0.12%	1	111,520.89 AUD	1	115,913.26 AUD	1	111,294.05 AUD
120,000.01 - 130,000.00	2	0.02%	252,267.02 AUD	0.09%	-	- AUD	1	126,894.23 AUD	1	125,372.79 AUD
130,000.01 - 140,000.00	-	0.00%	- AUD	0.00%	-	- AUD	-	- AUD	-	- AUD
140,000.01 - 150,000.00	-	0.00%	- AUD	0.00%	-	- AUD	-	- AUD	-	- AUD
> 150,000.00	7	0.06%	1,487,751.47 AUD	0.54%	-	- AUD	2	388,647.64 AUD	5	1,099,103.83 AUD
<b>Total</b>	<b>11,530</b>	<b>100.00%</b>	<b>274,373,778.47 AUD</b>	<b>100.00%</b>	<b>1,570</b>	<b>38,848,650.80 AUD</b>	<b>3,128</b>	<b>74,307,331.41 AUD</b>	<b>6,832</b>	<b>161,217,796.26 AUD</b>

Statistics Outstanding Discounted Balance	
Minimum Outstanding Discounted Balance	- AUD
Maximum Outstanding Discounted Balance	307,643.14 AUD
Average Outstanding Discounted Balance	23,796.51 AUD

**Distribution by Original Balance**

Total Portfolio					Product Type					
Distribution by Original Balance	Number of Contracts	Percentage of Contracts	Outstanding Discounted Balance	Percentage of Balance	Hire Purchase		Chattel Mortgage		Consumer Loan	
					Number of Contracts	Outstanding Discounted Balance	Number of Contracts	Outstanding Discounted Balance	Number of Contracts	Outstanding Discounted Balance
0.00 - 10,000.00	33	0.29%	110,924.64 AUD	0.04%	1	5,052.84 AUD	2	9,113.98 AUD	30	96,757.82 AUD
10,000.01 - 20,000.00	992	8.60%	8,355,570.43 AUD	3.05%	51	265,715.20 AUD	116	969,038.42 AUD	825	7,120,816.81 AUD
20,000.01 - 30,000.00	2,295	19.90%	32,264,123.11 AUD	11.76%	186	1,861,310.56 AUD	484	5,969,594.08 AUD	1,625	24,433,218.47 AUD
30,000.01 - 40,000.00	2,774	24.06%	53,156,997.98 AUD	19.37%	310	4,277,869.54 AUD	741	12,700,261.32 AUD	1,723	36,178,867.12 AUD
40,000.01 - 50,000.00	2,144	18.59%	51,929,984.15 AUD	18.93%	288	5,741,876.07 AUD	677	14,859,287.32 AUD	1,179	31,328,820.76 AUD
50,000.01 - 60,000.00	1,342	11.64%	40,768,681.89 AUD	14.86%	217	5,351,829.78 AUD	450	12,290,168.19 AUD	675	23,126,683.92 AUD
60,000.01 - 70,000.00	790	6.85%	28,434,377.71 AUD	10.36%	176	5,293,975.98 AUD	253	8,511,964.77 AUD	361	14,628,436.96 AUD
70,000.01 - 80,000.00	450	3.90%	19,456,639.03 AUD	7.09%	107	3,858,704.39 AUD	138	5,401,905.21 AUD	205	10,196,029.43 AUD
80,000.01 - 90,000.00	262	2.27%	12,361,236.31 AUD	4.51%	74	3,191,792.53 AUD	99	4,151,487.08 AUD	89	5,017,956.70 AUD
90,000.01 - 100,000.00	169	1.47%	8,848,911.98 AUD	3.23%	61	2,911,472.46 AUD	55	2,537,217.57 AUD	53	3,400,221.95 AUD
100,000.01 - 110,000.00	122	1.06%	7,019,349.29 AUD	2.56%	36	1,991,397.63 AUD	53	2,826,635.69 AUD	33	2,201,315.97 AUD
110,000.01 - 120,000.00	66	0.57%	3,792,714.04 AUD	1.38%	21	952,831.04 AUD	30	1,696,896.79 AUD	15	1,142,986.21 AUD
120,000.01 - 130,000.00	24	0.21%	1,530,985.20 AUD	0.56%	7	414,823.08 AUD	11	639,199.80 AUD	6	476,962.32 AUD
130,000.01 - 140,000.00	22	0.19%	1,688,656.77 AUD	0.62%	8	570,774.98 AUD	8	546,820.97 AUD	6	571,060.82 AUD
140,000.01 - 150,000.00	24	0.21%	1,851,087.24 AUD	0.67%	17	1,211,641.09 AUD	6	530,477.90 AUD	1	108,968.25 AUD
> 150,000.00	21	0.18%	2,803,538.70 AUD	1.02%	10	947,583.63 AUD	5	667,262.32 AUD	6	1,188,692.75 AUD
<b>Total</b>	<b>11,530</b>	<b>100.00%</b>	<b>274,373,778.47 AUD</b>	<b>100.00%</b>	<b>1,570</b>	<b>38,848,650.80 AUD</b>	<b>3,128</b>	<b>74,307,331.41 AUD</b>	<b>6,832</b>	<b>161,217,796.26 AUD</b>

Statistics	
Minimum Original Balance	5,398.00 AUD
Maximum Original Balance	356,398.00 AUD
Weighted Average Original Principal Balance (by ODPB)	54,841.47 AUD

**Pool Data III**

**Distribution by Outstanding Discounted Balance**

Total Portfolio					Balloon				Vehicle Status			
Distribution by Outstanding Discounted Balance	Number of Contracts	Percentage of Contracts	Outstanding Discounted Balance	Percentage of Balance	Balloon		No Balloon		New		Used	
					Number of Contracts	Outstanding Discounted Balance	Number of Contracts	Outstanding Discounted Balance	Number of Contracts	Outstanding Discounted Balance	Number of Contracts	Outstanding Discounted Balance
0.00 - 10,000.00	1,874	16.25%	10,500,647.76 AUD	3.83%	215	1,353,764.27 AUD	1,659	9,146,883.49 AUD	1,413	7,999,305.66 AUD	461	2,501,342.10 AUD
10,000.01 - 20,000.00	3,569	30.95%	54,407,672.09 AUD	19.83%	1,264	20,018,355.36 AUD	2,305	34,389,316.73 AUD	2,974	45,624,208.46 AUD	595	8,783,463.63 AUD
20,000.01 - 30,000.00	2,924	25.36%	71,801,650.69 AUD	26.17%	1,676	41,468,483.65 AUD	1,248	30,333,167.04 AUD	2,577	63,253,616.66 AUD	347	8,548,034.03 AUD
30,000.01 - 40,000.00	1,653	14.34%	56,832,262.62 AUD	20.71%	1,098	37,849,585.01 AUD	555	18,982,677.61 AUD	1,493	51,340,122.59 AUD	160	5,492,140.03 AUD
40,000.01 - 50,000.00	841	7.29%	37,271,115.50 AUD	13.58%	617	27,370,219.66 AUD	224	9,900,895.84 AUD	774	34,300,578.22 AUD	67	2,970,537.28 AUD
50,000.01 - 60,000.00	335	2.91%	18,239,836.59 AUD	6.65%	265	14,435,552.36 AUD	70	3,804,284.23 AUD	316	17,214,212.38 AUD	19	1,025,624.21 AUD
60,000.01 - 70,000.00	185	1.60%	11,865,836.13 AUD	4.32%	151	9,685,890.16 AUD	34	2,179,945.97 AUD	167	10,719,030.75 AUD	18	1,146,805.38 AUD
70,000.01 - 80,000.00	68	0.59%	5,092,856.44 AUD	1.86%	57	4,274,665.09 AUD	11	818,191.35 AUD	64	4,786,134.10 AUD	4	306,722.34 AUD
80,000.01 - 90,000.00	38	0.33%	3,220,325.25 AUD	1.17%	30	2,549,076.31 AUD	8	671,248.94 AUD	34	2,884,859.09 AUD	4	335,466.16 AUD
90,000.01 - 100,000.00	18	0.16%	1,679,681.29 AUD	0.61%	15	1,404,733.73 AUD	3	274,947.56 AUD	16	1,495,972.70 AUD	2	183,708.59 AUD
100,000.01 - 110,000.00	13	0.11%	1,383,147.42 AUD	0.50%	12	1,279,412.62 AUD	1	103,734.80 AUD	13	1,383,147.42 AUD	-	- AUD
110,000.01 - 120,000.00	3	0.03%	338,728.20 AUD	0.12%	3	338,728.20 AUD	-	- AUD	2	227,434.15 AUD	1	111,294.05 AUD
120,000.01 - 130,000.00	2	0.02%	252,267.02 AUD	0.09%	2	252,267.02 AUD	-	- AUD	1	126,894.23 AUD	1	125,372.79 AUD
130,000.01 - 140,000.00	-	0.00%	- AUD	0.00%	-	- AUD	-	- AUD	-	- AUD	-	- AUD
140,000.01 - 150,000.00	-	0.00%	- AUD	0.00%	-	- AUD	-	- AUD	-	- AUD	-	- AUD
> 150,000.00	7	0.06%	1,487,751.47 AUD	0.54%	7	1,487,751.47 AUD	-	- AUD	5	1,008,833.69 AUD	2	478,917.78 AUD
<b>Total</b>	<b>11,530</b>	<b>100.00%</b>	<b>274,373,778.47 AUD</b>	<b>100.00%</b>	<b>5,412</b>	<b>163,768,484.91 AUD</b>	<b>6,118</b>	<b>110,605,293.56 AUD</b>	<b>9,849</b>	<b>242,364,350.10 AUD</b>	<b>1,681</b>	<b>32,009,428.37 AUD</b>

Statistics Outstanding Discounted Balance	
Minimum Outstanding Discounted Balance	- AUD
Maximum Outstanding Discounted Balance	307,643.14 AUD
Average Outstanding Discounted Balance	23,796.51 AUD

**Distribution by Original Balance**

Total Portfolio					Balloon				Vehicle Status			
Distribution by Original Balance	Number of Contracts	Percentage of Contracts	Outstanding Discounted Balance	Percentage of Balance	Balloon		No Balloon		New		Used	
					Number of Contracts	Outstanding Discounted Balance	Number of Contracts	Outstanding Discounted Balance	Number of Contracts	Outstanding Discounted Balance	Number of Contracts	Outstanding Discounted Balance
0.00 - 10,000.00	33	0.29%	110,924.64 AUD	0.04%	-	- AUD	33	110,924.64 AUD	13	49,462.23 AUD	20	61,462.41 AUD
10,000.01 - 20,000.00	992	8.60%	8,355,570.43 AUD	3.05%	78	826,179.29 AUD	914	7,529,391.14 AUD	620	5,284,078.63 AUD	372	3,071,491.80 AUD
20,000.01 - 30,000.00	2,295	19.90%	32,264,123.11 AUD	11.76%	582	9,089,375.63 AUD	1,713	23,174,747.48 AUD	1,830	25,706,475.61 AUD	465	6,557,647.50 AUD
30,000.01 - 40,000.00	2,774	24.06%	53,156,997.98 AUD	19.37%	1,219	24,930,260.66 AUD	1,555	28,226,737.32 AUD	2,400	45,859,586.95 AUD	374	7,297,411.03 AUD
40,000.01 - 50,000.00	2,144	18.59%	51,929,984.15 AUD	18.93%	1,202	31,145,256.09 AUD	942	20,784,728.06 AUD	1,944	47,015,573.16 AUD	200	4,914,410.99 AUD
50,000.01 - 60,000.00	1,342	11.64%	40,768,681.89 AUD	14.86%	834	26,830,534.42 AUD	508	13,938,147.47 AUD	1,240	37,670,733.99 AUD	102	3,097,947.90 AUD
60,000.01 - 70,000.00	790	6.85%	28,434,377.71 AUD	10.36%	548	20,439,595.05 AUD	242	7,994,782.66 AUD	732	26,258,455.33 AUD	58	2,175,922.38 AUD
70,000.01 - 80,000.00	450	3.90%	19,456,639.03 AUD	7.09%	350	15,281,313.31 AUD	100	4,175,325.72 AUD	405	17,531,930.35 AUD	45	1,924,708.68 AUD
80,000.01 - 90,000.00	262	2.27%	12,361,236.31 AUD	4.51%	224	10,893,435.26 AUD	38	1,467,801.05 AUD	240	11,337,022.48 AUD	22	1,024,213.83 AUD
90,000.01 - 100,000.00	169	1.47%	8,848,911.98 AUD	3.23%	140	7,557,958.56 AUD	29	1,290,953.42 AUD	164	8,522,746.53 AUD	5	326,165.45 AUD
100,000.01 - 110,000.00	122	1.06%	7,019,349.29 AUD	2.56%	100	6,061,724.89 AUD	22	957,624.40 AUD	117	6,798,102.48 AUD	5	221,246.81 AUD
110,000.01 - 120,000.00	66	0.57%	3,792,714.04 AUD	1.38%	54	3,383,819.01 AUD	12	408,895.03 AUD	62	3,585,210.87 AUD	4	207,503.17 AUD
120,000.01 - 130,000.00	24	0.21%	1,530,985.20 AUD	0.56%	17	1,175,554.80 AUD	7	355,430.40 AUD	23	1,440,492.09 AUD	1	90,493.11 AUD
130,000.01 - 140,000.00	22	0.19%	1,688,656.77 AUD	0.62%	19	1,498,852.00 AUD	3	189,804.77 AUD	18	1,299,701.54 AUD	4	388,955.23 AUD
140,000.01 - 150,000.00	24	0.21%	1,851,087.24 AUD	0.67%	24	1,851,087.24 AUD	-	- AUD	24	1,851,087.24 AUD	-	- AUD
> 150,000.00	21	0.18%	2,803,538.70 AUD	1.02%	21	2,803,538.70 AUD	-	- AUD	17	2,153,690.62 AUD	4	649,848.08 AUD
<b>Total</b>	<b>11,530</b>	<b>100.00%</b>	<b>274,373,778.47 AUD</b>	<b>100.00%</b>	<b>5,412</b>	<b>163,768,484.91 AUD</b>	<b>6,118</b>	<b>110,605,293.56 AUD</b>	<b>9,849</b>	<b>242,364,350.10 AUD</b>	<b>1,681</b>	<b>32,009,428.37 AUD</b>

Statistics	
Minimum Original Balance	5,398.00 AUD
Maximum Original Balance	356,398.00 AUD
Weighted Average Original Principal Balance (by ODPB)	54,841.47 AUD

Pool Data IV

Interest Rate paid by the Receivable Debtor

Total Portfolio					Product Type					
Interest Rate paid by the Receivable Debtor	Number of Contracts	Percentage of Contracts	Outstanding Discounted Balance	Percentage of Balance	Hire Purchase		Chattel Mortgage		Consumer Loan	
					Number of Contracts	Outstanding Discounted Balance	Number of Contracts	Outstanding Discounted Balance	Number of Contracts	Outstanding Discounted Balance
0.00%	410	3.56%	12,568,584.80 AUD	4.58%	-	- AUD	158	4,930,870.02 AUD	252	7,637,714.78 AUD
0.01% - 1.00%	215	1.86%	7,537,478.39 AUD	2.75%	-	- AUD	13	578,476.59 AUD	202	6,959,001.80 AUD
1.01% - 2.00%	461	4.00%	10,214,812.73 AUD	3.72%	-	- AUD	31	728,774.33 AUD	430	9,486,038.40 AUD
2.01% - 3.00%	793	6.88%	14,347,748.95 AUD	5.23%	22	335,788.77 AUD	105	2,033,673.85 AUD	666	11,978,286.33 AUD
3.01% - 4.00%	89	0.77%	1,689,659.25 AUD	0.62%	12	229,912.13 AUD	15	263,490.19 AUD	62	1,196,256.93 AUD
4.01% - 5.00%	264	2.29%	7,428,940.56 AUD	2.71%	55	1,722,683.03 AUD	50	1,664,266.85 AUD	159	4,041,990.68 AUD
5.01% - 6.00%	440	3.82%	12,045,027.30 AUD	4.39%	68	1,510,063.51 AUD	186	4,685,392.51 AUD	186	5,849,571.28 AUD
6.01% - 7.00%	1,043	9.05%	32,882,539.77 AUD	11.98%	41	1,325,159.64 AUD	234	6,855,940.32 AUD	768	24,701,439.81 AUD
7.01% - 8.00%	1,588	13.77%	43,989,184.04 AUD	16.03%	139	4,636,024.19 AUD	367	10,915,866.52 AUD	1,082	28,437,293.33 AUD
8.01% - 9.00%	2,336	20.26%	55,533,275.03 AUD	20.24%	419	11,076,154.97 AUD	768	19,118,893.58 AUD	1,149	25,338,226.48 AUD
9.01% - 10.00%	1,985	17.22%	39,546,737.30 AUD	14.41%	439	9,861,831.41 AUD	636	11,913,468.74 AUD	910	17,771,437.15 AUD
10.01% - 11.00%	977	8.47%	19,202,008.73 AUD	7.00%	184	4,452,603.26 AUD	288	5,638,625.37 AUD	505	9,110,780.10 AUD
11.01% - 12.00%	453	3.93%	8,920,964.52 AUD	3.25%	91	2,048,147.58 AUD	137	2,483,110.80 AUD	225	4,389,706.14 AUD
12.01% - 13.00%	248	2.15%	4,497,231.87 AUD	1.64%	41	719,393.89 AUD	79	1,430,727.00 AUD	128	2,347,110.98 AUD
13.01% - 14.00%	96	0.83%	1,669,815.46 AUD	0.61%	28	414,411.85 AUD	26	469,830.47 AUD	42	785,573.14 AUD
14.01% - 15.00%	78	0.68%	1,464,157.85 AUD	0.53%	9	166,208.94 AUD	22	401,057.05 AUD	47	896,891.86 AUD
15.01% - 16.00%	50	0.43%	810,210.23 AUD	0.30%	20	326,395.30 AUD	11	193,337.86 AUD	19	290,477.07 AUD
> 16.00%	4	0.03%	25,401.69 AUD	0.01%	2	23,872.33 AUD	2	1,529.36 AUD	-	- AUD
<b>Total</b>	<b>11,530</b>	<b>100.00%</b>	<b>274,373,778.47 AUD</b>	<b>100.00%</b>	<b>1,570</b>	<b>38,848,650.80 AUD</b>	<b>3,128</b>	<b>74,307,331.41 AUD</b>	<b>6,832</b>	<b>161,217,796.26 AUD</b>

Statistics Interest Rate	
Minimum Interest Rate Debtor	0.00%
Maximum Interest Rate Debtor	16.95%
Weighted Average Interest Rate Debtor	7.37%

Pool Data IV

Interest Rate paid by the Receivable Debtor

Total Portfolio					Balloon				Vehicle Status			
Interest Rate paid by the Receivable Debtor	Number of Contracts	Percentage of Contracts	Outstanding Discounted Balance	Percentage of Balance	Balloon		No Balloon		New		Used	
					Number of Contracts	Outstanding Discounted Balance	Number of Contracts	Outstanding Discounted Balance	Number of Contracts	Outstanding Discounted Balance	Number of Contracts	Outstanding Discounted Balance
0.00%	410	3.56%	12,568,584.80 AUD	4.58%	239	7,903,599.48 AUD	171	4,664,985.32 AUD	401	12,363,249.91 AUD	9	205,334.89 AUD
0.01% - 1.00%	215	1.86%	7,537,478.39 AUD	2.75%	134	5,174,219.98 AUD	81	2,363,258.41 AUD	205	7,346,172.24 AUD	10	191,306.15 AUD
1.01% - 2.00%	461	4.00%	10,214,812.73 AUD	3.72%	227	5,707,156.25 AUD	234	4,507,656.48 AUD	457	10,137,340.93 AUD	4	77,471.80 AUD
2.01% - 3.00%	793	6.88%	14,347,748.95 AUD	5.23%	358	8,178,745.87 AUD	435	6,169,003.08 AUD	778	14,098,900.90 AUD	15	248,848.05 AUD
3.01% - 4.00%	89	0.77%	1,689,659.25 AUD	0.62%	57	1,190,784.57 AUD	32	498,874.68 AUD	87	1,658,341.78 AUD	2	31,317.47 AUD
4.01% - 5.00%	264	2.29%	7,428,940.56 AUD	2.71%	170	6,059,942.29 AUD	94	1,368,998.27 AUD	234	6,929,221.58 AUD	30	499,718.98 AUD
5.01% - 6.00%	440	3.82%	12,045,027.30 AUD	4.39%	262	8,509,841.40 AUD	178	3,535,185.90 AUD	418	11,289,953.38 AUD	22	755,073.92 AUD
6.01% - 7.00%	1,043	9.05%	32,882,539.77 AUD	11.98%	508	20,327,270.34 AUD	535	12,555,269.43 AUD	942	30,193,071.20 AUD	101	2,689,468.57 AUD
7.01% - 8.00%	1,588	13.77%	43,989,184.04 AUD	16.03%	694	24,939,567.09 AUD	894	19,049,616.95 AUD	1,300	37,055,852.19 AUD	288	6,933,331.85 AUD
8.01% - 9.00%	2,336	20.26%	55,533,275.03 AUD	20.24%	1,150	34,924,344.86 AUD	1,186	20,608,930.17 AUD	1,967	48,435,907.10 AUD	369	7,097,367.93 AUD
9.01% - 10.00%	1,985	17.22%	39,546,737.30 AUD	14.41%	945	23,845,156.58 AUD	1,040	15,701,580.72 AUD	1,620	33,345,551.47 AUD	365	6,201,185.83 AUD
10.01% - 11.00%	977	8.47%	19,202,008.73 AUD	7.00%	363	9,777,990.12 AUD	614	9,424,018.61 AUD	785	16,205,302.17 AUD	192	2,996,706.56 AUD
11.01% - 12.00%	453	3.93%	8,920,964.52 AUD	3.25%	168	4,081,608.08 AUD	285	4,839,356.44 AUD	339	7,096,909.01 AUD	114	1,824,055.51 AUD
12.01% - 13.00%	248	2.15%	4,497,231.87 AUD	1.64%	71	1,629,960.41 AUD	177	2,867,271.46 AUD	175	3,426,956.98 AUD	73	1,070,274.89 AUD
13.01% - 14.00%	96	0.83%	1,669,815.46 AUD	0.61%	31	723,412.93 AUD	65	946,402.53 AUD	67	1,210,397.38 AUD	29	459,418.08 AUD
14.01% - 15.00%	78	0.68%	1,464,157.85 AUD	0.53%	17	402,196.84 AUD	61	1,061,961.01 AUD	42	944,430.61 AUD	36	519,727.24 AUD
15.01% - 16.00%	50	0.43%	810,210.23 AUD	0.30%	17	372,579.57 AUD	33	437,630.66 AUD	31	623,027.19 AUD	19	187,183.04 AUD
> 16.00%	4	0.03%	25,401.69 AUD	0.01%	1	20,108.25 AUD	3	5,293.44 AUD	1	3,764.08 AUD	3	21,637.61 AUD
<b>Total</b>	<b>11,530</b>	<b>100.00%</b>	<b>274,373,778.47 AUD</b>	<b>100.00%</b>	<b>5,412</b>	<b>163,768,484.91 AUD</b>	<b>6,118</b>	<b>110,605,293.56 AUD</b>	<b>9,849</b>	<b>242,364,350.10 AUD</b>	<b>1,681</b>	<b>32,009,428.37 AUD</b>

Statistics Interest Rate		
Minimum Interest Rate Debtor		0.00%
Maximum Interest Rate Debtor		16.95%
Weighted Average Interest Rate Debtor		7.37%

**Pool Data V**

**Original Term**

Total Portfolio					Product Type					
Length of Original Term (months)	Number of Contracts	Percentage of Contracts	Outstanding Discounted Balance	Percentage of Balance	Hire Purchase		Chattel Mortgage		Consumer Loan	
					Number of Contracts	Outstanding Discounted Balance	Number of Contracts	Outstanding Discounted Balance	Number of Contracts	Outstanding Discounted Balance
0 - 11	-	0.00%	- AUD	0.00%	-	- AUD	-	- AUD	-	- AUD
12 - 23	7	0.06%	47,974.66 AUD	0.02%	-	- AUD	-	- AUD	7	47,974.66 AUD
24 - 35	82	0.71%	516,618.78 AUD	0.19%	-	- AUD	9	58,761.73 AUD	73	457,857.05 AUD
36 - 47	746	6.47%	10,646,177.87 AUD	3.88%	37	403,005.93 AUD	117	2,006,673.79 AUD	592	8,236,498.15 AUD
48 - 59	3,452	29.94%	81,984,003.75 AUD	29.88%	382	9,153,913.52 AUD	831	20,755,755.97 AUD	2,239	52,074,334.26 AUD
60 - 71	6,363	55.19%	154,352,429.97 AUD	56.26%	1,151	29,291,731.35 AUD	2,171	51,486,139.92 AUD	3,041	73,574,558.70 AUD
> 71	880	7.63%	26,826,573.44 AUD	9.78%	-	- AUD	-	- AUD	880	26,826,573.44 AUD
<b>Total</b>	<b>11,530</b>	<b>100.00%</b>	<b>274,373,778.47 AUD</b>	<b>100.00%</b>	<b>1,570</b>	<b>38,848,650.80 AUD</b>	<b>3,128</b>	<b>74,307,331.41 AUD</b>	<b>6,832</b>	<b>161,217,796.26 AUD</b>

Statistics Original Term	
Minimum Original Term in months	18
Maximum Original Term in months	84
Weighted Average Original Term month (by ODPB)	57.71

**Remaining Term**

Total Portfolio					Product Type					
Length of Remaining Term (months)	Number of Contracts	Percentage of Contracts	Outstanding Discounted Balance	Percentage of Balance	Hire Purchase		Chattel Mortgage		Consumer Loan	
					Number of Contracts	Outstanding Discounted Balance	Number of Contracts	Outstanding Discounted Balance	Number of Contracts	Outstanding Discounted Balance
0 - 11	2,588	22.45%	38,433,205.39 AUD	14.01%	683	12,924,860.94 AUD	1,091	17,774,232.33 AUD	814	7,734,112.12 AUD
12 - 23	3,633	31.51%	81,195,669.51 AUD	29.59%	698	19,547,737.27 AUD	1,060	27,027,735.20 AUD	1,875	34,620,197.04 AUD
24 - 35	2,827	24.52%	77,405,838.67 AUD	28.21%	187	6,326,461.86 AUD	669	19,585,619.41 AUD	1,971	51,493,757.40 AUD
36 - 47	1,734	15.04%	52,855,571.90 AUD	19.26%	2	49,590.73 AUD	308	9,919,744.47 AUD	1,424	42,886,236.70 AUD
48 - 59	312	2.71%	9,328,820.35 AUD	3.40%	-	- AUD	-	- AUD	312	9,328,820.35 AUD
60 - 71	434	3.76%	15,061,483.76 AUD	5.49%	-	- AUD	-	- AUD	434	15,061,483.76 AUD
> 71	2	0.02%	93,188.89 AUD	0.03%	-	- AUD	-	- AUD	2	93,188.89 AUD
<b>Total</b>	<b>11,530</b>	<b>100.00%</b>	<b>274,373,778.47 AUD</b>	<b>100.00%</b>	<b>1,570</b>	<b>38,848,650.80 AUD</b>	<b>3,128</b>	<b>74,307,331.41 AUD</b>	<b>6,832</b>	<b>161,217,796.26 AUD</b>

Statistics Remaining Term	
Minimum Remaining Term in months	0
Maximum Remaining Term in months	73
Weighted Average Remaining Term in months (by ODPB)	27.79

**Distribution by Seasoning**

Total Portfolio					Product Type					
Seasoning (months)	Number of Contracts	Percentage of Contracts	Outstanding Discounted Balance	Percentage of Balance	Hire Purchase		Chattel Mortgage		Consumer Loan	
					Number of Contracts	Outstanding Discounted Balance	Number of Contracts	Outstanding Discounted Balance	Number of Contracts	Outstanding Discounted Balance
0 - 11	2	0.02%	111,427.71 AUD	0.04%	-	- AUD	-	- AUD	2	111,427.71 AUD
12 - 23	3,677	31.89%	105,783,603.59 AUD	38.55%	3	103,251.47 AUD	574	17,861,764.60 AUD	3,100	87,818,587.52 AUD
24 - 35	3,265	28.32%	75,455,908.19 AUD	27.50%	176	5,146,709.06 AUD	592	14,983,641.66 AUD	2,497	55,325,557.47 AUD
36 - 47	2,891	25.07%	67,018,769.19 AUD	24.43%	896	24,281,931.06 AUD	1,155	28,322,560.26 AUD	840	14,414,277.87 AUD
48 - 59	1,553	13.47%	23,934,290.79 AUD	8.72%	453	8,707,183.19 AUD	727	11,782,261.62 AUD	373	3,444,845.98 AUD
60 - 71	141	1.22%	2,064,062.67 AUD	0.75%	42	609,576.02 AUD	80	1,357,103.27 AUD	19	97,383.38 AUD
> 71	1	0.01%	5,716.33 AUD	0.00%	-	- AUD	-	- AUD	1	5,716.33 AUD
<b>Total</b>	<b>11,530</b>	<b>100.00%</b>	<b>274,373,778.47 AUD</b>	<b>100.00%</b>	<b>1,570</b>	<b>38,848,650.80 AUD</b>	<b>3,128</b>	<b>74,307,331.41 AUD</b>	<b>6,832</b>	<b>161,217,796.26 AUD</b>

Statistics Seasoning	
Minimum Seasoning in months	11
Maximum Seasoning in months	73
Weighted Average Seasoning Term in months (by ODPB)	30.15



**Pool Data V**

**Original Term**

Total Portfolio					Balloon				Vehicle Status			
Length of Original Term (months)	Number of Contracts	Percentage of Contracts	Outstanding Discounted Balance	Percentage of Balance	Balloon		No Balloon		New		Used	
					Number of Contracts	Outstanding Discounted Balance	Number of Contracts	Outstanding Discounted Balance	Number of Contracts	Outstanding Discounted Balance	Number of Contracts	Outstanding Discounted Balance
0 - 11	-	0.00%	- AUD	0.00%	-	- AUD	-	- AUD	-	- AUD	-	- AUD
12 - 23	7	0.06%	47,974.66 AUD	0.02%	2	39,826.94 AUD	5	8,147.72 AUD	4	42,668.41 AUD	3	5,306.25 AUD
24 - 35	82	0.71%	516,618.78 AUD	0.19%	4	65,727.23 AUD	78	450,891.55 AUD	57	396,966.47 AUD	25	119,652.31 AUD
36 - 47	746	6.47%	10,646,177.87 AUD	3.88%	211	5,227,995.67 AUD	535	5,418,182.20 AUD	589	8,912,372.71 AUD	157	1,733,805.16 AUD
48 - 59	3,452	29.94%	81,984,003.75 AUD	29.88%	1,933	56,147,019.48 AUD	1,519	25,836,984.27 AUD	3,165	77,315,935.58 AUD	287	4,668,068.17 AUD
60 - 71	6,363	55.19%	154,352,429.97 AUD	56.26%	3,262	102,287,915.59 AUD	3,101	52,064,514.38 AUD	5,325	133,993,876.02 AUD	1,038	20,358,553.95 AUD
> 71	880	7.63%	26,826,573.44 AUD	9.78%	-	- AUD	880	26,826,573.44 AUD	709	21,702,530.91 AUD	171	5,124,042.53 AUD
<b>Total</b>	<b>11,530</b>	<b>100.00%</b>	<b>274,373,778.47 AUD</b>	<b>100.00%</b>	<b>5,412</b>	<b>163,768,484.91 AUD</b>	<b>6,118</b>	<b>110,605,293.56 AUD</b>	<b>9,849</b>	<b>242,364,350.10 AUD</b>	<b>1,681</b>	<b>32,009,428.37 AUD</b>

Statistics Original Term	
Minimum Original Term in months	18
Maximum Original Term in months	84
Weighted Average Original Term month (by ODPB)	57.71

**Remaining Term**

Total Portfolio					Balloon				Vehicle Status			
Length of Remaining Term (months)	Number of Contracts	Percentage of Contracts	Outstanding Discounted Balance	Percentage of Balance	Balloon		No Balloon		New		Used	
					Number of Contracts	Outstanding Discounted Balance	Number of Contracts	Outstanding Discounted Balance	Number of Contracts	Outstanding Discounted Balance	Number of Contracts	Outstanding Discounted Balance
0 - 11	2,588	22.45%	38,433,205.39 AUD	14.01%	1,500	32,948,977.99 AUD	1,088	5,484,227.40 AUD	2,200	34,421,177.85 AUD	388	4,012,027.54 AUD
12 - 23	3,633	31.51%	81,195,669.51 AUD	29.59%	1,907	57,535,656.64 AUD	1,726	23,660,012.87 AUD	3,173	73,305,463.25 AUD	460	7,890,206.26 AUD
24 - 35	2,827	24.52%	77,405,838.67 AUD	28.21%	1,370	47,300,793.23 AUD	1,457	30,105,045.44 AUD	2,476	70,500,938.35 AUD	351	6,904,900.32 AUD
36 - 47	1,734	15.04%	52,855,571.90 AUD	19.26%	635	25,983,057.05 AUD	1,099	26,872,514.85 AUD	1,408	44,520,065.69 AUD	326	8,335,506.21 AUD
48 - 59	312	2.71%	9,328,820.35 AUD	3.40%	-	- AUD	312	9,328,820.35 AUD	253	7,729,225.28 AUD	59	1,599,595.07 AUD
60 - 71	434	3.76%	15,061,463.76 AUD	5.49%	-	- AUD	434	15,061,463.76 AUD	339	11,887,479.68 AUD	95	3,174,004.08 AUD
> 71	2	0.02%	93,188.89 AUD	0.03%	-	- AUD	2	93,188.89 AUD	-	- AUD	2	93,188.89 AUD
<b>Total</b>	<b>11,530</b>	<b>100.00%</b>	<b>274,373,778.47 AUD</b>	<b>100.00%</b>	<b>5,412</b>	<b>163,768,484.91 AUD</b>	<b>6,118</b>	<b>110,605,293.56 AUD</b>	<b>9,849</b>	<b>242,364,350.10 AUD</b>	<b>1,681</b>	<b>32,009,428.37 AUD</b>

Statistics Remaining Term	
Minimum Remaining Term in months	0
Maximum Remaining Term in months	73
Weighted Average Remaining Term in months (by ODPB)	27.79

**Distribution by Seasoning**

Total Portfolio					Balloon				Vehicle Status			
Seasoning (months)	Number of Contracts	Percentage of Contracts	Outstanding Discounted Balance	Percentage of Balance	Balloon		No Balloon		New		Used	
					Number of Contracts	Outstanding Discounted Balance	Number of Contracts	Outstanding Discounted Balance	Number of Contracts	Outstanding Discounted Balance	Number of Contracts	Outstanding Discounted Balance
0 - 11	2	0.02%	111,427.71 AUD	0.04%	1	46,467.79 AUD	1	64,959.92 AUD	1	46,467.79 AUD	1	64,959.92 AUD
12 - 23	3,677	31.89%	105,783,603.59 AUD	38.55%	1,363	49,271,418.41 AUD	2,314	56,512,185.18 AUD	3,106	92,212,292.80 AUD	571	13,571,310.79 AUD
24 - 35	3,265	28.32%	75,455,908.19 AUD	27.50%	1,287	40,048,147.87 AUD	1,978	35,407,760.32 AUD	2,787	66,864,965.37 AUD	478	8,590,942.82 AUD
36 - 47	2,891	25.07%	67,018,769.19 AUD	24.43%	1,707	51,543,854.21 AUD	1,184	15,474,914.98 AUD	2,495	59,825,851.70 AUD	396	7,192,917.49 AUD
48 - 59	1,553	13.47%	23,934,290.79 AUD	8.72%	944	20,891,926.34 AUD	609	3,042,364.45 AUD	1,325	21,439,144.02 AUD	228	2,495,146.77 AUD
60 - 71	141	1.22%	2,064,062.67 AUD	0.75%	110	1,966,670.29 AUD	31	97,392.38 AUD	134	1,969,912.09 AUD	7	94,150.58 AUD
> 71	1	0.01%	5,716.33 AUD	0.00%	-	- AUD	1	5,716.33 AUD	1	5,716.33 AUD	-	- AUD
<b>Total</b>	<b>11,530</b>	<b>100.00%</b>	<b>274,373,778.47 AUD</b>	<b>100.00%</b>	<b>5,412</b>	<b>163,768,484.91 AUD</b>	<b>6,118</b>	<b>110,605,293.56 AUD</b>	<b>9,849</b>	<b>242,364,350.10 AUD</b>	<b>1,681</b>	<b>32,009,428.37 AUD</b>

Statistics Seasoning	
Minimum Seasoning in months	11
Maximum Seasoning in months	73
Weighted Average Seasoning Term in months (by ODPB)	30.15

Pool Data VI

Product Type

Total Portfolio					Balloon				Vehicle Status			
Product Type	Number of Contracts	Percentage of Contracts	Outstanding Discounted Balance	Percentage of Balance	Balloon		No Balloon		New		Used	
					Number of Contracts	Outstanding Discounted Balance	Number of Contracts	Outstanding Discounted Balance	Number of Contracts	Outstanding Discounted Balance	Number of Contracts	Outstanding Discounted Balance
Hire Purchase	1,570	13.62%	38,848,650.80 AUD	14.16%	1,137	33,918,271.28 AUD	433	4,930,379.52 AUD	1,327	34,427,417.37 AUD	243	4,421,233.43 AUD
Chattel Mortgage	3,128	27.13%	74,307,331.41 AUD	27.08%	2,022	58,122,717.97 AUD	1,106	16,184,613.44 AUD	2,784	67,671,031.10 AUD	344	6,636,300.31 AUD
Consumer Loan	6,832	59.25%	161,217,796.26 AUD	58.76%	2,253	71,727,495.66 AUD	4,579	89,490,300.60 AUD	5,738	140,265,901.63 AUD	1,094	20,951,894.63 AUD
<b>Total</b>	<b>11,530</b>	<b>100.00%</b>	<b>274,373,778.47 AUD</b>	<b>100.00%</b>	<b>5,412</b>	<b>163,768,484.91 AUD</b>	<b>6,118</b>	<b>110,605,293.56 AUD</b>	<b>9,849</b>	<b>242,364,350.10 AUD</b>	<b>1,681</b>	<b>32,009,428.37 AUD</b>

Vehicle Status

Total Portfolio					Product Type					
Type of Car	Number of Contracts	Percentage of Contracts	Outstanding Discounted Balance	Percentage of Balance	Hire Purchase		Chattel Mortgage		Consumer Loan	
					Number of Contracts	Outstanding Discounted Balance	Number of Contracts	Outstanding Discounted Balance	Number of Contracts	Outstanding Discounted Balance
New Vehicles	9,849	85.42%	242,364,350.10 AUD	88.33%	1,327	34,427,417.37 AUD	2,784	67,671,031.10 AUD	5,738	140,265,901.63 AUD
Used Vehicles	1,681	14.58%	32,009,428.37 AUD	11.67%	243	4,421,233.43 AUD	344	6,636,300.31 AUD	1,094	20,951,894.63 AUD
<b>Total</b>	<b>11,530</b>	<b>100.00%</b>	<b>274,373,778.47 AUD</b>	<b>100.00%</b>	<b>1,570</b>	<b>38,848,650.80 AUD</b>	<b>3,128</b>	<b>74,307,331.41 AUD</b>	<b>6,832</b>	<b>161,217,796.26 AUD</b>

Balloon

Total Portfolio				
Balloon	Number of Contracts	Percentage of Contracts	Outstanding Discounted Balance	Percentage of Balance
Balloon	5,412	46.94%	163,768,484.91 AUD	59.69%
No Balloon	6,118	53.06%	110,605,293.56 AUD	40.31%
<b>Total</b>	<b>11,530</b>	<b>100.00%</b>	<b>274,373,778.47 AUD</b>	<b>100.00%</b>

Pool Data VII

Distribution by Vehicle Brand and Models

Total Portfolio						Product Type					
Make	Model	Number of Contracts	Percentage of Contracts	Outstanding Discounted Balance	Percentage of Balance	Hire Purchase		Chattel Mortgage		Consumer Loan	
						Number of Contracts	Outstanding Discounted Balance	Number of Contracts	Outstanding Discounted Balance	Number of Contracts	Outstanding Discounted Balance
<b>Volkswagen Group Vehicles</b>											
AUDI	A1	272	2.36%	5,035,587.80 AUD	1.84%	30	603,619.57 AUD	31	575,051.15 AUD	211	3,856,917.08 AUD
	A3	350	3.04%	8,064,060.36 AUD	2.94%	83	1,721,967.18 AUD	75	1,739,291.12 AUD	192	4,602,802.06 AUD
	A4	739	6.41%	22,706,976.52 AUD	8.28%	141	3,748,989.02 AUD	149	4,584,320.48 AUD	449	14,373,667.02 AUD
	A5	315	2.73%	14,319,790.54 AUD	5.22%	123	5,587,886.39 AUD	84	3,814,913.74 AUD	108	4,916,990.41 AUD
	A6	104	0.90%	3,860,353.79 AUD	1.41%	27	913,854.91 AUD	36	1,260,877.76 AUD	41	1,685,621.12 AUD
	A7	12	0.10%	1,012,999.10 AUD	0.37%	2	183,972.40 AUD	5	391,121.71 AUD	5	437,904.99 AUD
	A8	14	0.12%	659,808.88 AUD	0.24%	4	284,943.26 AUD	5	174,822.77 AUD	5	200,042.85 AUD
	Q3	147	1.27%	5,405,599.95 AUD	1.97%	1	37,293.19 AUD	17	651,043.81 AUD	129	4,717,262.95 AUD
	Q5	439	3.81%	16,821,701.80 AUD	6.13%	109	3,735,622.91 AUD	132	5,058,620.18 AUD	198	8,027,458.71 AUD
	Q7	248	2.15%	11,420,941.71 AUD	4.16%	80	3,598,556.69 AUD	89	4,012,356.97 AUD	79	3,810,028.05 AUD
	R8	2	0.02%	283,548.67 AUD	0.10%	1	66,175.67 AUD	1	217,373.00 AUD	-	- AUD
	TT	76	0.66%	2,736,681.87 AUD	1.00%	18	542,557.10 AUD	27	1,141,873.99 AUD	31	1,052,250.78 AUD
	<b>SubTotal</b>	<b>2,718</b>	<b>23.57%</b>	<b>92,328,050.99 AUD</b>	<b>33.65%</b>	<b>619</b>	<b>21,025,438.29 AUD</b>	<b>651</b>	<b>23,621,666.68 AUD</b>	<b>1,448</b>	<b>47,680,946.02 AUD</b>
BENTLEY	CONTINENTAL	-	0.00%	- AUD	0.00%	-	- AUD	-	- AUD	-	- AUD
	MULSANNE	1	0.01%	307,643.14 AUD	0.11%	-	- AUD	-	- AUD	1	307,643.14 AUD
	<b>SubTotal</b>	<b>1</b>	<b>0.01%</b>	<b>307,643.14 AUD</b>	<b>0.11%</b>	<b>-</b>	<b>- AUD</b>	<b>-</b>	<b>- AUD</b>	<b>1</b>	<b>307,643.14 AUD</b>
LAMBORGHINI	GALLARDO	-	0.00%	- AUD	0.00%	-	- AUD	-	- AUD	-	- AUD
	<b>SubTotal</b>	<b>-</b>	<b>0.00%</b>	<b>- AUD</b>	<b>0.00%</b>	<b>-</b>	<b>- AUD</b>	<b>-</b>	<b>- AUD</b>	<b>-</b>	<b>- AUD</b>
PORSCHE	BOXSTER	1	0.01%	53,976.62 AUD	0.02%	1	53,976.62 AUD	-	- AUD	-	- AUD
	CAYENNE	3	0.03%	168,861.68 AUD	0.06%	3	168,861.68 AUD	-	- AUD	-	- AUD
	CAYMAN	1	0.01%	37,134.50 AUD	0.01%	1	37,134.50 AUD	-	- AUD	-	- AUD
	<b>SubTotal</b>	<b>5</b>	<b>0.04%</b>	<b>259,972.80 AUD</b>	<b>0.09%</b>	<b>5</b>	<b>259,972.80 AUD</b>	<b>-</b>	<b>- AUD</b>	<b>-</b>	<b>- AUD</b>
SKODA	FABIA	14	0.12%	239,149.26 AUD	0.09%	-	- AUD	1	14,620.28 AUD	13	224,528.98 AUD
	OCTAVIA	163	1.41%	2,437,870.70 AUD	0.89%	18	218,833.33 AUD	33	485,512.77 AUD	112	1,733,524.60 AUD
	ROOMSTER	1	0.01%	15,962.57 AUD	0.01%	-	- AUD	-	- AUD	1	15,962.57 AUD
	SUPERB	63	0.55%	1,372,246.81 AUD	0.50%	7	145,751.26 AUD	13	268,862.24 AUD	43	957,633.31 AUD
	YETI	74	0.64%	1,253,500.24 AUD	0.46%	1	26,415.30 AUD	9	164,111.13 AUD	64	1,062,973.81 AUD
	<b>SubTotal</b>	<b>315</b>	<b>2.73%</b>	<b>5,318,729.58 AUD</b>	<b>1.94%</b>	<b>26</b>	<b>390,999.89 AUD</b>	<b>56</b>	<b>933,106.42 AUD</b>	<b>233</b>	<b>3,994,623.27 AUD</b>
VOLKSWAGEN	AMAROK	700	6.07%	20,294,377.04 AUD	7.40%	52	1,349,244.77 AUD	345	9,443,604.88 AUD	303	9,501,527.39 AUD
	BORA	1	0.01%	5,577.99 AUD	0.00%	-	- AUD	-	- AUD	1	5,577.99 AUD
	CADDY	258	2.24%	3,487,114.08 AUD	1.27%	45	542,120.68 AUD	178	2,343,572.83 AUD	35	601,420.57 AUD
	CARAVELLE	6	0.05%	102,511.09 AUD	0.04%	2	16,907.75 AUD	3	39,974.02 AUD	1	45,629.32 AUD
	CRAFTER	36	0.31%	905,822.68 AUD	0.33%	5	93,105.28 AUD	30	776,192.82 AUD	1	36,524.58 AUD
	EOS	86	0.75%	1,911,110.37 AUD	0.70%	16	278,692.97 AUD	25	518,625.40 AUD	45	1,113,792.00 AUD
	GOLF	1,789	15.52%	34,157,667.51 AUD	12.45%	204	3,416,145.15 AUD	288	5,162,200.19 AUD	1,297	25,579,322.17 AUD
	JETTA	325	2.82%	5,624,172.03 AUD	2.05%	20	351,196.13 AUD	44	667,242.59 AUD	261	4,605,733.31 AUD
	MULTIVAN	52	0.45%	1,372,216.45 AUD	0.50%	15	326,135.58 AUD	25	645,099.17 AUD	12	400,981.70 AUD
	NEW BEETLE	33	0.29%	647,121.18 AUD	0.24%	2	15,720.87 AUD	3	63,414.33 AUD	28	567,985.98 AUD
	PASSAT	476	4.13%	11,554,988.04 AUD	4.21%	73	1,578,967.61 AUD	140	3,164,082.88 AUD	263	6,811,937.55 AUD
	POLO	409	3.55%	6,067,283.14 AUD	2.21%	19	228,444.48 AUD	34	427,233.56 AUD	356	5,411,605.10 AUD
	SCIROCCO	39	0.34%	1,336,152.89 AUD	0.49%	1	37,700.08 AUD	-	- AUD	38	1,298,452.81 AUD
	TIGUAN	1,055	9.15%	20,294,172.79 AUD	7.40%	103	1,852,994.67 AUD	185	3,545,788.36 AUD	767	14,895,389.76 AUD
	TOUAREG	116	1.01%	5,083,411.97 AUD	1.85%	25	852,290.57 AUD	45	1,804,278.79 AUD	46	2,426,842.61 AUD
	TRANSPORTER	303	2.63%	5,866,257.41 AUD	2.14%	30	390,034.92 AUD	233	4,477,435.99 AUD	40	998,786.50 AUD
	UP!	39	0.34%	384,410.70 AUD	0.14%	-	- AUD	-	- AUD	39	384,410.70 AUD
	<b>SubTotal</b>	<b>5,723</b>	<b>49.64%</b>	<b>119,094,367.36 AUD</b>	<b>43.41%</b>	<b>612</b>	<b>11,329,701.51 AUD</b>	<b>1,578</b>	<b>33,078,745.81 AUD</b>	<b>3,533</b>	<b>74,685,920.04 AUD</b>
<b>Volkswagen Group Vehicles</b>	<b>SubTotal</b>	<b>8,762</b>	<b>75.99%</b>	<b>217,308,763.87 AUD</b>	<b>79.20%</b>	<b>1,262</b>	<b>33,006,112.49 AUD</b>	<b>2,285</b>	<b>57,633,518.91 AUD</b>	<b>5,215</b>	<b>126,669,132.47 AUD</b>

Pool Data VII

Distribution by Vehicle Brand and Models

Total Portfolio						Balloon				Vehicle Status			
Make	Model	Number of Contracts	Percentage of Contracts	Outstanding Discounted Balance	Percentage of Balance	Balloon		No Balloon		New		Used	
						Number of Contracts	Outstanding Discounted Balance	Number of Contracts	Outstanding Discounted Balance	Number of Contracts	Outstanding Discounted Balance	Number of Contracts	Outstanding Discounted Balance
<b>Volkswagen Group Vehicles</b>													
AUDI	A1	272	2.36%	5,035,587.80 AUD	1.84%	142	3,048,874.34 AUD	130	1,986,713.46 AUD	238	4,481,614.82 AUD	34	553,972.98 AUD
	A3	350	3.04%	8,064,060.36 AUD	2.94%	206	5,867,581.19 AUD	144	2,196,479.17 AUD	264	6,594,589.29 AUD	86	1,469,471.07 AUD
	A4	739	6.41%	22,706,976.52 AUD	8.28%	477	16,570,094.28 AUD	262	6,136,882.24 AUD	531	18,348,948.19 AUD	208	4,358,028.33 AUD
	A5	315	2.73%	14,319,790.54 AUD	5.22%	242	12,196,908.09 AUD	73	2,122,882.45 AUD	264	12,173,505.82 AUD	51	2,146,284.72 AUD
	A6	104	0.90%	3,860,353.79 AUD	1.41%	74	3,213,993.48 AUD	30	646,360.31 AUD	58	2,666,973.30 AUD	46	1,193,380.49 AUD
	A7	12	0.10%	1,012,999.10 AUD	0.37%	9	825,301.76 AUD	3	187,697.34 AUD	10	867,369.86 AUD	2	145,629.24 AUD
	A8	14	0.12%	659,808.88 AUD	0.24%	10	522,476.07 AUD	4	137,332.81 AUD	8	470,410.57 AUD	6	189,398.31 AUD
	Q3	147	1.27%	5,405,599.95 AUD	1.97%	73	3,169,692.79 AUD	74	2,235,907.16 AUD	147	5,405,599.95 AUD	-	- AUD
	Q5	439	3.81%	16,821,701.80 AUD	6.13%	312	13,261,292.14 AUD	127	3,560,409.66 AUD	411	15,855,345.46 AUD	28	966,356.34 AUD
	Q7	248	2.15%	11,420,941.71 AUD	4.16%	178	9,060,040.86 AUD	70	2,360,900.85 AUD	206	9,933,228.60 AUD	42	1,487,713.11 AUD
	R8	2	0.02%	283,548.67 AUD	0.10%	2	283,548.67 AUD	-	- AUD	2	283,548.67 AUD	-	- AUD
	TT	76	0.66%	2,736,681.87 AUD	1.00%	50	2,267,146.21 AUD	26	469,535.66 AUD	51	2,142,889.71 AUD	25	593,792.16 AUD
	<b>SubTotal</b>	<b>2,718</b>	<b>23.57%</b>	<b>92,328,050.99 AUD</b>	<b>33.65%</b>	<b>1,775</b>	<b>70,286,949.88 AUD</b>	<b>943</b>	<b>22,041,101.11 AUD</b>	<b>2,190</b>	<b>79,224,024.24 AUD</b>	<b>528</b>	<b>13,104,026.75 AUD</b>
BENTLEY	CONTINENTAL	-	0.00%	- AUD	0.00%	-	- AUD	-	- AUD	-	- AUD	-	- AUD
	MULSANNE	1	0.01%	307,643.14 AUD	0.11%	1	307,643.14 AUD	-	- AUD	-	- AUD	1	307,643.14 AUD
	<b>SubTotal</b>	<b>1</b>	<b>0.01%</b>	<b>307,643.14 AUD</b>	<b>0.11%</b>	<b>1</b>	<b>307,643.14 AUD</b>	<b>-</b>	<b>- AUD</b>	<b>-</b>	<b>- AUD</b>	<b>1</b>	<b>307,643.14 AUD</b>
LAMBORGHINI	GALLARDO	-	0.00%	- AUD	0.00%	-	- AUD	-	- AUD	-	- AUD	-	- AUD
	<b>SubTotal</b>	<b>-</b>	<b>0.00%</b>	<b>- AUD</b>	<b>0.00%</b>	<b>-</b>	<b>- AUD</b>	<b>-</b>	<b>- AUD</b>	<b>-</b>	<b>- AUD</b>	<b>-</b>	<b>- AUD</b>
PORSCHE	BOXSTER	1	0.01%	53,976.62 AUD	0.02%	1	53,976.62 AUD	-	- AUD	-	- AUD	1	53,976.62 AUD
	CAYENNE	3	0.03%	168,861.68 AUD	0.06%	3	168,861.68 AUD	-	- AUD	2	138,256.73 AUD	1	30,604.95 AUD
	CAYMAN	1	0.01%	37,134.50 AUD	0.01%	1	37,134.50 AUD	-	- AUD	-	- AUD	1	37,134.50 AUD
	<b>SubTotal</b>	<b>5</b>	<b>0.04%</b>	<b>259,972.80 AUD</b>	<b>0.09%</b>	<b>5</b>	<b>259,972.80 AUD</b>	<b>-</b>	<b>- AUD</b>	<b>2</b>	<b>138,256.73 AUD</b>	<b>3</b>	<b>121,716.07 AUD</b>
SKODA	FABIA	14	0.12%	239,149.26 AUD	0.09%	2	28,389.68 AUD	12	210,759.58 AUD	14	239,149.26 AUD	-	- AUD
	OCTAVIA	163	1.41%	2,437,870.70 AUD	0.89%	73	1,269,062.06 AUD	90	1,168,808.64 AUD	151	2,295,491.73 AUD	12	142,378.97 AUD
	ROOMSTER	1	0.01%	15,962.57 AUD	0.01%	-	- AUD	1	15,962.57 AUD	1	15,962.57 AUD	-	- AUD
	SUPERB	63	0.55%	1,372,246.81 AUD	0.50%	35	880,329.54 AUD	28	491,917.27 AUD	58	1,287,179.35 AUD	5	85,067.46 AUD
	YETI	74	0.64%	1,253,500.24 AUD	0.46%	33	659,715.67 AUD	41	593,784.57 AUD	72	1,215,357.71 AUD	2	38,142.53 AUD
	<b>SubTotal</b>	<b>315</b>	<b>2.73%</b>	<b>5,318,729.58 AUD</b>	<b>1.94%</b>	<b>143</b>	<b>2,837,496.95 AUD</b>	<b>172</b>	<b>2,481,232.63 AUD</b>	<b>296</b>	<b>5,053,140.62 AUD</b>	<b>19</b>	<b>265,588.96 AUD</b>
VOLKSWAGEN	AMAROK	700	6.07%	20,294,377.04 AUD	7.40%	381	12,467,352.61 AUD	319	7,827,024.43 AUD	695	20,163,470.52 AUD	5	130,906.52 AUD
	BORA	1	0.01%	5,577.99 AUD	0.00%	-	- AUD	1	5,577.99 AUD	-	- AUD	1	5,577.99 AUD
	CADDY	258	2.24%	3,487,114.08 AUD	1.27%	115	1,745,807.48 AUD	143	1,741,306.60 AUD	244	3,374,752.42 AUD	14	112,361.66 AUD
	CARAVELLE	6	0.05%	102,511.09 AUD	0.04%	3	46,267.72 AUD	3	56,243.37 AUD	5	56,881.77 AUD	1	45,629.32 AUD
	CRAFTER	36	0.31%	905,822.68 AUD	0.33%	18	569,768.18 AUD	18	336,054.50 AUD	36	905,822.68 AUD	-	- AUD
	EOS	86	0.75%	1,911,110.37 AUD	0.70%	40	1,015,326.66 AUD	46	895,783.71 AUD	68	1,624,671.63 AUD	18	286,438.74 AUD
	GOLF	1,789	15.52%	34,157,667.51 AUD	12.45%	739	17,015,336.88 AUD	1,050	17,142,330.63 AUD	1,624	31,692,847.65 AUD	165	2,464,819.86 AUD
	JETTA	325	2.82%	5,624,172.03 AUD	2.05%	123	2,444,197.44 AUD	202	3,179,974.59 AUD	288	5,198,986.71 AUD	37	425,185.32 AUD
	MULTIVAN	52	0.45%	1,372,216.45 AUD	0.50%	35	941,580.58 AUD	17	430,635.87 AUD	50	1,342,536.57 AUD	2	29,679.88 AUD
	NEW BEETLE	33	0.29%	647,121.18 AUD	0.24%	13	310,309.80 AUD	20	336,811.38 AUD	25	558,487.32 AUD	8	88,633.86 AUD
	PASSAT	476	4.13%	11,554,988.04 AUD	4.21%	265	7,219,935.66 AUD	211	4,335,052.38 AUD	424	10,617,531.92 AUD	52	937,456.12 AUD
	POLO	409	3.55%	6,067,283.14 AUD	2.21%	81	1,393,478.61 AUD	328	4,673,804.53 AUD	388	5,844,302.27 AUD	21	222,980.87 AUD
	SCIROCCO	39	0.34%	1,336,152.89 AUD	0.49%	20	741,009.40 AUD	19	595,143.49 AUD	36	1,227,103.09 AUD	3	109,049.80 AUD
	TIGUAN	1,055	9.15%	20,294,172.79 AUD	7.40%	456	10,412,544.76 AUD	599	9,881,628.03 AUD	1,027	19,775,751.46 AUD	28	518,421.33 AUD
	TOUAREG	116	1.01%	5,083,411.97 AUD	1.85%	71	3,417,440.97 AUD	45	1,665,971.00 AUD	103	4,601,103.63 AUD	13	482,308.34 AUD
	TRANSPORTER	303	2.63%	5,866,257.41 AUD	2.14%	162	3,923,464.92 AUD	141	1,942,792.49 AUD	280	5,512,584.81 AUD	23	353,672.60 AUD
	UP!	39	0.34%	384,410.70 AUD	0.14%	5	63,879.87 AUD	34	320,530.83 AUD	39	384,410.70 AUD	-	- AUD
	<b>SubTotal</b>	<b>5,723</b>	<b>49.64%</b>	<b>119,094,367.36 AUD</b>	<b>43.41%</b>	<b>2,527</b>	<b>63,727,701.54 AUD</b>	<b>3,196</b>	<b>55,366,665.82 AUD</b>	<b>5,332</b>	<b>112,881,245.15 AUD</b>	<b>391</b>	<b>6,213,122.21 AUD</b>
<b>Volkswagen Group Vehicles</b>	<b>SubTotal</b>	<b>8,762</b>	<b>75.99%</b>	<b>217,308,763.87 AUD</b>	<b>79.20%</b>	<b>4,451</b>	<b>137,419,764.31 AUD</b>	<b>4,311</b>	<b>79,888,999.56 AUD</b>	<b>7,820</b>	<b>197,296,666.74 AUD</b>	<b>942</b>	<b>20,012,097.13 AUD</b>

Pool Data VII

Distribution by Vehicle Brand and Models

Total Portfolio						Product Type					
Make	Model	Number of Contracts	Percentage of Contracts	Outstanding Discounted Balance	Percentage of Balance	Hire Purchase		Chattel Mortgage		Consumer Loan	
						Number of Contracts	Outstanding Discounted Balance	Number of Contracts	Outstanding Discounted Balance	Number of Contracts	Outstanding Discounted Balance
<b>Other Vehicles</b>											
HOLDEN		715	6.20%	12,130,176.40 AUD	4.42%	68	914,806.11 AUD	219	3,872,264.66 AUD	428	7,343,105.63 AUD
LAND ROVER		228	1.98%	9,279,565.81 AUD	3.38%	39	1,707,646.91 AUD	76	2,730,434.17 AUD	113	4,841,484.73 AUD
SUBARU		334	2.90%	8,403,007.15 AUD	3.06%	30	398,669.31 AUD	37	755,561.18 AUD	267	7,248,776.66 AUD
NISSAN		228	1.98%	4,301,768.75 AUD	1.57%	17	225,535.51 AUD	121	2,208,373.95 AUD	90	1,867,859.29 AUD
FORD		207	1.80%	3,439,543.58 AUD	1.25%	23	274,347.21 AUD	77	1,403,151.92 AUD	107	1,762,044.45 AUD
MERCEDES-BENZ		73	0.63%	2,081,921.14 AUD	0.76%	14	435,216.47 AUD	33	854,072.79 AUD	26	792,631.88 AUD
TOYOTA		134	1.16%	1,728,534.99 AUD	0.63%	31	300,784.43 AUD	52	805,056.57 AUD	51	622,693.99 AUD
BMW		64	0.56%	1,671,754.96 AUD	0.61%	14	346,519.28 AUD	9	257,733.31 AUD	41	1,067,502.37 AUD
HONDA		131	1.14%	1,711,399.50 AUD	0.62%	11	111,270.85 AUD	26	363,894.37 AUD	94	1,236,234.28 AUD
VOLVO		49	0.42%	1,189,423.75 AUD	0.43%	8	215,540.36 AUD	21	486,817.59 AUD	20	487,065.80 AUD
SUZUKI		123	1.07%	1,515,930.40 AUD	0.55%	5	19,988.19 AUD	23	301,092.07 AUD	95	1,194,850.14 AUD
JAGUAR		25	0.22%	1,088,437.66 AUD	0.40%	6	173,685.32 AUD	8	318,529.57 AUD	11	596,222.77 AUD
KIA		81	0.70%	1,428,833.45 AUD	0.52%	4	83,738.75 AUD	22	376,056.52 AUD	55	969,038.18 AUD
MAZDA		77	0.67%	1,088,808.09 AUD	0.40%	6	35,891.60 AUD	20	293,864.03 AUD	51	759,052.46 AUD
MITSUBISHI		55	0.48%	850,253.72 AUD	0.31%	6	99,616.77 AUD	23	296,263.94 AUD	26	454,373.01 AUD
RENAULT		52	0.45%	1,083,725.01 AUD	0.39%	1	14,518.90 AUD	14	207,503.85 AUD	37	861,702.26 AUD
LEXUS		27	0.23%	541,463.14 AUD	0.20%	8	158,575.71 AUD	2	19,455.75 AUD	17	363,431.68 AUD
JEEP		21	0.18%	456,342.05 AUD	0.17%	2	83,596.36 AUD	10	178,055.93 AUD	9	194,689.76 AUD
MASERATI		3	0.03%	342,597.00 AUD	0.12%	1	77,714.82 AUD	1	40,976.22 AUD	1	223,905.96 AUD
HYUNDAI		27	0.23%	404,460.86 AUD	0.15%	2	33,943.43 AUD	12	151,558.92 AUD	13	218,958.51 AUD
ASTON MARTIN		2	0.02%	420,534.91 AUD	0.15%	-	- AUD	1	171,274.64 AUD	1	249,260.27 AUD
PEUGEOT		25	0.22%	291,052.85 AUD	0.11%	5	29,979.17 AUD	8	116,956.24 AUD	12	144,117.44 AUD
ISUZU		11	0.10%	293,256.10 AUD	0.11%	-	- AUD	5	124,082.01 AUD	6	169,174.09 AUD
ALFA ROMEO		11	0.10%	231,038.79 AUD	0.08%	2	35,618.47 AUD	1	22,613.13 AUD	8	172,807.19 AUD
OPEL		13	0.11%	289,329.58 AUD	0.11%	-	- AUD	1	25,223.95 AUD	12	264,105.63 AUD
FERRARI		-	0.00%	- AUD	0.00%	-	- AUD	-	- AUD	-	- AUD
GREAT WALL		12	0.10%	171,292.15 AUD	0.06%	-	- AUD	9	120,176.11 AUD	3	51,116.04 AUD
FIAT		11	0.10%	147,604.28 AUD	0.05%	3	30,490.43 AUD	4	64,034.12 AUD	4	53,079.73 AUD
SSANGYONG		7	0.06%	125,562.94 AUD	0.05%	-	- AUD	2	47,289.47 AUD	5	78,273.47 AUD
MINI		6	0.05%	115,889.72 AUD	0.04%	-	- AUD	-	- AUD	6	115,889.72 AUD
CITROEN		4	0.03%	57,345.12 AUD	0.02%	-	- AUD	2	25,112.83 AUD	2	32,232.29 AUD
DODGE		5	0.04%	80,520.31 AUD	0.03%	2	34,843.95 AUD	2	21,578.19 AUD	1	24,098.17 AUD
LOTUS		1	0.01%	45,999.53 AUD	0.02%	-	- AUD	-	- AUD	1	45,999.53 AUD
HUMMER		2	0.02%	21,699.07 AUD	0.01%	-	- AUD	-	- AUD	2	21,699.07 AUD
CHRYSLER		2	0.02%	16,505.11 AUD	0.01%	-	- AUD	1	7,118.48 AUD	1	9,386.63 AUD
SAAB		-	0.00%	- AUD	0.00%	-	- AUD	-	- AUD	-	- AUD
CHERY		2	0.02%	19,436.73 AUD	0.01%	-	- AUD	1	7,636.02 AUD	1	11,800.71 AUD
<b>Other Vehicles</b>	<b>SubTotal</b>	<b>2,768</b>	<b>24.01%</b>	<b>57,065,014.60 AUD</b>	<b>20.80%</b>	<b>308</b>	<b>5,842,538.31 AUD</b>	<b>843</b>	<b>16,673,812.50 AUD</b>	<b>1,617</b>	<b>34,548,663.79 AUD</b>
<b>Total</b>		<b>11,530</b>	<b>100.00%</b>	<b>274,373,778.47 AUD</b>	<b>100.00%</b>	<b>1,570</b>	<b>38,848,650.80 AUD</b>	<b>3,128</b>	<b>74,307,331.41 AUD</b>	<b>6,832</b>	<b>161,217,796.26 AUD</b>

Pool Data VII

Distribution by Vehicle Brand and Models

Total Portfolio						Balloon				Vehicle Status			
Make	Model	Number of Contracts	Percentage of Contracts	Outstanding Discounted Balance	Percentage of Balance	Balloon		No Balloon		New		Used	
						Number of Contracts	Outstanding Discounted Balance	Number of Contracts	Outstanding Discounted Balance	Number of Contracts	Outstanding Discounted Balance	Number of Contracts	Outstanding Discounted Balance
<b>Other Vehicles</b>													
HOLDEN		715	6.20%	12,130,176.40 AUD	4.42%	221	4,580,079.68 AUD	494	7,550,096.72 AUD	559	10,016,282.10 AUD	156	2,113,894.30 AUD
LAND ROVER		228	1.98%	9,279,565.81 AUD	3.38%	150	7,133,936.43 AUD	78	2,145,629.38 AUD	195	8,302,426.95 AUD	33	977,138.86 AUD
SUBARU		334	2.90%	8,403,007.15 AUD	3.06%	78	2,010,812.51 AUD	256	6,392,194.64 AUD	277	7,451,360.25 AUD	57	951,646.90 AUD
NISSAN		228	1.98%	4,301,768.75 AUD	1.57%	102	2,311,512.36 AUD	126	1,990,256.39 AUD	182	3,547,406.55 AUD	46	754,362.20 AUD
FORD		207	1.80%	3,439,543.58 AUD	1.25%	73	1,419,627.14 AUD	134	2,019,916.44 AUD	151	2,653,735.68 AUD	56	785,807.90 AUD
MERCEDES-BENZ		73	0.63%	2,081,921.14 AUD	0.76%	45	1,552,365.64 AUD	28	529,555.50 AUD	34	1,129,825.77 AUD	39	952,095.37 AUD
TOYOTA		134	1.16%	1,728,534.99 AUD	0.63%	50	873,754.22 AUD	84	854,780.77 AUD	69	1,024,331.68 AUD	65	704,203.31 AUD
BMW		64	0.56%	1,671,754.96 AUD	0.61%	15	547,775.91 AUD	49	1,123,979.05 AUD	9	420,941.68 AUD	55	1,250,813.28 AUD
HONDA		131	1.14%	1,711,399.50 AUD	0.62%	23	366,743.21 AUD	108	1,344,656.29 AUD	89	1,232,211.27 AUD	42	479,188.23 AUD
VOLVO		49	0.42%	1,189,423.75 AUD	0.43%	26	791,584.75 AUD	23	397,839.00 AUD	34	910,774.06 AUD	15	278,649.69 AUD
SUZUKI		123	1.07%	1,515,930.40 AUD	0.55%	15	266,965.42 AUD	108	1,248,964.98 AUD	110	1,351,161.33 AUD	13	164,769.07 AUD
JAGUAR		25	0.22%	1,088,437.66 AUD	0.40%	14	708,347.93 AUD	11	380,089.73 AUD	20	954,176.82 AUD	5	134,260.84 AUD
KIA		81	0.70%	1,428,833.45 AUD	0.52%	18	407,908.51 AUD	63	1,020,924.94 AUD	72	1,340,255.70 AUD	9	88,577.75 AUD
MAZDA		77	0.67%	1,088,808.09 AUD	0.40%	28	534,113.08 AUD	49	554,695.01 AUD	43	727,846.07 AUD	34	360,962.02 AUD
MITSUBISHI		55	0.48%	850,253.72 AUD	0.31%	16	301,185.17 AUD	39	549,068.55 AUD	36	578,319.90 AUD	19	271,933.82 AUD
RENAULT		52	0.45%	1,083,725.01 AUD	0.39%	15	370,319.38 AUD	37	713,405.63 AUD	35	807,300.63 AUD	17	276,424.38 AUD
LEXUS		27	0.23%	541,463.14 AUD	0.20%	9	222,884.84 AUD	18	318,578.30 AUD	2	32,243.33 AUD	25	509,219.81 AUD
JEEP		21	0.18%	456,342.05 AUD	0.17%	6	204,093.37 AUD	15	252,248.68 AUD	14	350,424.69 AUD	7	105,917.36 AUD
MASERATI		3	0.03%	342,597.00 AUD	0.12%	2	301,620.78 AUD	1	40,976.22 AUD	1	223,905.96 AUD	2	118,691.04 AUD
HYUNDAI		27	0.23%	404,460.86 AUD	0.15%	10	186,363.60 AUD	17	218,097.26 AUD	19	286,782.06 AUD	8	117,678.80 AUD
ASTON MARTIN		2	0.02%	420,534.91 AUD	0.15%	2	420,534.91 AUD	-	- AUD	1	249,260.27 AUD	1	171,274.64 AUD
PEUGEOT		25	0.22%	291,052.85 AUD	0.11%	11	166,751.91 AUD	14	124,300.94 AUD	14	198,125.76 AUD	11	92,927.09 AUD
ISUZU		11	0.10%	293,256.10 AUD	0.11%	5	124,082.01 AUD	6	169,174.09 AUD	11	293,256.10 AUD	-	- AUD
ALFA ROMEO		11	0.10%	231,038.79 AUD	0.08%	6	148,352.55 AUD	5	82,686.24 AUD	8	178,015.24 AUD	3	53,023.55 AUD
OPEL		13	0.11%	289,329.58 AUD	0.11%	3	57,494.22 AUD	10	231,835.36 AUD	13	289,329.58 AUD	-	- AUD
FERRARI		-	0.00%	- AUD	0.00%	-	- AUD	-	- AUD	-	- AUD	-	- AUD
GREAT WALL		12	0.10%	171,292.15 AUD	0.06%	4	62,664.91 AUD	8	108,627.24 AUD	10	138,939.33 AUD	2	32,352.82 AUD
FIAT		11	0.10%	147,604.28 AUD	0.05%	7	103,501.40 AUD	4	44,102.88 AUD	9	136,608.49 AUD	2	10,995.79 AUD
SSANGYONG		7	0.06%	125,562.94 AUD	0.05%	2	47,289.47 AUD	5	78,273.47 AUD	5	109,754.71 AUD	2	15,808.23 AUD
MINI		6	0.05%	115,889.72 AUD	0.04%	-	- AUD	6	115,889.72 AUD	-	- AUD	6	115,889.72 AUD
CITROEN		4	0.03%	57,345.12 AUD	0.02%	3	56,705.34 AUD	1	639.78 AUD	2	53,177.46 AUD	2	4,167.66 AUD
DODGE		5	0.04%	80,520.31 AUD	0.03%	1	23,350.42 AUD	4	57,169.89 AUD	1	11,493.53 AUD	4	69,026.78 AUD
LOTUS		1	0.01%	45,999.53 AUD	0.02%	1	45,999.53 AUD	-	- AUD	1	45,999.53 AUD	-	- AUD
HUMMER		2	0.02%	21,699.07 AUD	0.01%	-	- AUD	2	21,699.07 AUD	1	2,574.15 AUD	1	19,124.92 AUD
CHRYSLER		2	0.02%	16,505.11 AUD	0.01%	-	- AUD	2	16,505.11 AUD	-	- AUD	2	16,505.11 AUD
SAAB		-	0.00%	- AUD	0.00%	-	- AUD	-	- AUD	-	- AUD	-	- AUD
CHERY		2	0.02%	19,436.73 AUD	0.01%	-	- AUD	2	19,436.73 AUD	2	19,436.73 AUD	-	- AUD
<b>Other Vehicles</b>	<b>SubTotal</b>	<b>2,768</b>	<b>24.01%</b>	<b>57,065,014.60 AUD</b>	<b>20.80%</b>	<b>961</b>	<b>26,348,720.60 AUD</b>	<b>1,807</b>	<b>30,716,294.00 AUD</b>	<b>2,029</b>	<b>45,067,683.36 AUD</b>	<b>739</b>	<b>11,997,331.24 AUD</b>
<b>Total</b>		<b>11,530</b>	<b>100.00%</b>	<b>274,373,778.47 AUD</b>	<b>100.00%</b>	<b>5,412</b>	<b>163,768,484.91 AUD</b>	<b>6,118</b>	<b>110,605,293.56 AUD</b>	<b>9,849</b>	<b>242,364,350.10 AUD</b>	<b>1,681</b>	<b>32,009,428.37 AUD</b>

Pool Data VIII

Region

Total Portfolio					Product Type					
Region	Number of Contracts	Percentage of Contracts	Outstanding Discounted Balance	Percentage of Balance	Hire Purchase		Chattel Mortgage		Consumer Loan	
					Number of Contracts	Outstanding Discounted Balance	Number of Contracts	Outstanding Discounted Balance	Number of Contracts	Outstanding Discounted Balance
Australian Capital Territory	353	3.06%	8,073,640.88 AUD	2.94%	43	886,460.57 AUD	90	2,036,632.51 AUD	220	5,150,547.80 AUD
New South Wales	4,889	42.40%	122,050,747.40 AUD	44.48%	1,064	27,434,816.11 AUD	1,094	26,869,437.67 AUD	2,731	67,746,493.62 AUD
Northern Territory	30	0.26%	871,565.60 AUD	0.32%	-	- AUD	9	279,041.01 AUD	21	592,524.59 AUD
Queensland	1,643	14.25%	39,573,464.38 AUD	14.42%	75	1,787,800.60 AUD	500	11,844,011.49 AUD	1,068	25,941,652.29 AUD
South Australia	588	5.10%	15,208,477.22 AUD	5.54%	18	520,980.39 AUD	284	7,446,445.76 AUD	286	7,241,051.07 AUD
Tasmania	22	0.19%	489,429.13 AUD	0.18%	4	60,731.38 AUD	6	121,292.99 AUD	12	307,404.76 AUD
Victoria	3,284	28.48%	67,830,328.85 AUD	24.72%	350	7,536,755.71 AUD	946	19,538,089.84 AUD	1,988	40,755,483.30 AUD
Western Australia	721	6.25%	20,276,125.01 AUD	7.39%	16	621,106.04 AUD	199	6,172,380.14 AUD	506	13,482,638.83 AUD
<b>Total</b>	<b>11,530</b>	<b>100.00%</b>	<b>274,373,778.47 AUD</b>	<b>100.00%</b>	<b>1,570</b>	<b>38,848,650.80 AUD</b>	<b>3,128</b>	<b>74,307,331.41 AUD</b>	<b>6,832</b>	<b>161,217,796.26 AUD</b>

Pool Data VIII

Region

Region	Total Portfolio				Balloon				Vehicle Status			
	Number of Contracts	Percentage of Contracts	Outstanding Discounted Balance	Percentage of Balance	Balloon		No Balloon		New		Used	
					Number of Contracts	Outstanding Discounted Balance	Number of Contracts	Outstanding Discounted Balance	Number of Contracts	Outstanding Discounted Balance	Number of Contracts	Outstanding Discounted Balance
Australian Capital Territory	353	3.06%	8,073,640.88 AUD	2.94%	122	3,637,097.38 AUD	231	4,436,543.50 AUD	292	7,136,937.97 AUD	61	936,702.91 AUD
New South Wales	4,889	42.40%	122,050,747.40 AUD	44.48%	2,427	76,248,151.76 AUD	2,462	45,802,595.64 AUD	4,043	105,205,599.64 AUD	846	16,845,147.76 AUD
Northern Territory	30	0.26%	871,565.60 AUD	0.32%	13	446,453.84 AUD	17	425,111.76 AUD	29	854,600.00 AUD	1	16,965.60 AUD
Queensland	1,643	14.25%	39,573,464.38 AUD	14.42%	764	23,114,002.78 AUD	879	16,459,461.60 AUD	1,477	36,063,173.50 AUD	166	3,510,290.88 AUD
South Australia	588	5.10%	15,208,477.22 AUD	5.54%	300	10,160,904.35 AUD	288	5,047,572.87 AUD	532	14,101,375.43 AUD	56	1,107,101.79 AUD
Tasmania	22	0.19%	489,429.13 AUD	0.18%	10	248,429.97 AUD	12	240,999.16 AUD	18	373,624.27 AUD	4	115,804.86 AUD
Victoria	3,284	28.48%	67,830,328.85 AUD	24.72%	1,453	37,457,063.13 AUD	1,831	30,373,265.72 AUD	2,852	61,130,504.64 AUD	432	6,699,824.21 AUD
Western Australia	721	6.25%	20,276,125.01 AUD	7.39%	323	12,456,381.70 AUD	398	7,819,743.31 AUD	606	17,498,534.65 AUD	115	2,777,590.36 AUD
<b>Total</b>	<b>11,530</b>	<b>100.00%</b>	<b>274,373,778.47 AUD</b>	<b>100.00%</b>	<b>5,412</b>	<b>163,768,484.91 AUD</b>	<b>6,118</b>	<b>110,605,293.56 AUD</b>	<b>9,849</b>	<b>242,364,350.10 AUD</b>	<b>1,681</b>	<b>32,009,428.37 AUD</b>



**Individual Hardship Extensions\***

Individual Extensions Approved For After Poolcut*	Number of Contracts	Percentage of Contracts	Outstanding Discounted Principal Balance	Percentage of Balance
None	11,483	99.59%	272,985,035.07 AUD	99.49%
1	46	0.40%	1,301,443.51 AUD	0.47%
2	1	0.01%	87,299.89 AUD	0.03%
3	-	0.00%	0.00 AUD	0.00%
<b>Total</b>	<b>11,530</b>	<b>100.00%</b>	<b>274,373,778.47 AUD</b>	<b>100.00%</b>

\*Individual Hardship Extensions Approved For After Poolcut For Contracts Active At End of Reporting Period

**Contract Level Data - Net Salvage Recoveries By Contract By Month**

No.	Month / Year of Origination	Month / Year of Net Salvage	Net Amount Financed (Original Balance)	Outstanding Discounted Balance of Contract at Net Salvage	Arrears Interest At Net Salvage	Net Salvage Loss	Recoveries After Net Salvage	Net Salvage Loss After Recoveries	Loss Percentage on Original Balance	Geographical Location of Borrower	Vehicle Type (New/Used)	Vehicle Manufacturer	Product Type
1	03/2013	01/2014	16,935.23 AUD	13,196.74 AUD	- AUD	13,196.74 AUD	1,815.92 AUD	11,380.82 AUD	43.19%	Queensland	New	VOLKSWAGEN	Chattel Mortgage
2	08/2013	01/2014	14,785.15 AUD	13,508.04 AUD	- AUD	13,508.04 AUD	467.88 AUD	13,040.16 AUD	67.02%	Northern Territory	Used	MITSUBISHI	Consumer Loan
3	01/2012	02/2014	43,216.00 AUD	16,558.04 AUD	- AUD	16,558.04 AUD	(896.88) AUD	17,454.92 AUD	32.12%	New South Wales	New	FORD	Chattel Mortgage
4	04/2013	02/2014	15,017.00 AUD	7,922.78 AUD	- AUD	7,922.78 AUD	- AUD	7,922.78 AUD	41.09%	Western Australia	Used	VOLKSWAGEN	Consumer Loan
5	09/2011	04/2014	76,410.00 AUD	31,527.23 AUD	- AUD	31,527.23 AUD	464.37 AUD	31,062.86 AUD	34.37%	Queensland	New	VOLKSWAGEN	Chattel Mortgage
6	02/2009	06/2014	46,897.20 AUD	13,543.92 AUD	- AUD	13,543.92 AUD	- AUD	13,543.92 AUD	27.49%	Victoria	Used	AUDI	Hire Purchase
7	09/2010	06/2014	27,186.00 AUD	5,236.55 AUD	- AUD	5,236.55 AUD	- AUD	5,236.55 AUD	15.43%	Victoria	Used	HOLDEN	Hire Purchase
8	07/2011	06/2014	12,848.00 AUD	4,138.89 AUD	- AUD	4,138.89 AUD	- AUD	4,138.89 AUD	26.09%	Queensland	Used	HOLDEN	Chattel Mortgage
9	08/2013	06/2014	35,148.00 AUD	11,672.91 AUD	- AUD	11,672.91 AUD	- AUD	11,672.91 AUD	34.41%	Victoria	New	VOLKSWAGEN	Chattel Mortgage
10	12/2010	07/2014	51,842.00 AUD	20,908.65 AUD	- AUD	20,908.65 AUD	- AUD	20,908.65 AUD	35.13%	South Australia	New	VOLKSWAGEN	Chattel Mortgage
11	01/2011	07/2014	53,053.00 AUD	9,578.33 AUD	- AUD	9,578.33 AUD	- AUD	9,578.33 AUD	14.95%	Queensland	New	VOLKSWAGEN	Chattel Mortgage
12	06/2011	07/2014	170,398.00 AUD	53,568.69 AUD	- AUD	53,568.69 AUD	- AUD	53,568.69 AUD	20.08%	New South Wales	New	AUDI	Hire Purchase
13	08/2011	07/2014	31,006.00 AUD	4,143.24 AUD	- AUD	4,143.24 AUD	587.06 AUD	3,556.18 AUD	4.90%	Queensland	Used	VOLKSWAGEN	Chattel Mortgage
14	10/2011	07/2014	53,332.80 AUD	41,756.38 AUD	1,349.27 AUD	43,105.65 AUD	18,216.50 AUD	24,889.15 AUD	41.77%	Queensland	New	FORD	Chattel Mortgage
15	09/2012	07/2014	59,778.61 AUD	12,271.19 AUD	- AUD	12,271.19 AUD	- AUD	12,271.19 AUD	17.60%	Queensland	New	VOLKSWAGEN	Consumer Loan
16	02/2013	07/2014	58,727.00 AUD	14,822.59 AUD	- AUD	14,822.59 AUD	- AUD	14,822.59 AUD	23.54%	New South Wales	New	VOLKSWAGEN	Consumer Loan
17	05/2009	08/2014	40,398.00 AUD	596.63 AUD	- AUD	596.63 AUD	- AUD	596.63 AUD	1.44%	Victoria	New	VOLKSWAGEN	Consumer Loan
18	03/2010	08/2014	53,431.51 AUD	15,570.66 AUD	- AUD	15,570.66 AUD	351.36 AUD	15,219.30 AUD	31.98%	Queensland	New	AUDI	Chattel Mortgage
19	04/2011	08/2014	46,604.00 AUD	14,367.87 AUD	- AUD	14,367.87 AUD	- AUD	14,367.87 AUD	25.32%	Australian Capital Territory	New	SKODA	Chattel Mortgage
20	07/2013	08/2014	28,465.48 AUD	16,858.37 AUD	- AUD	16,858.37 AUD	- AUD	16,858.37 AUD	41.39%	Australian Capital Territory	Used	NISSAN	Consumer Loan
21	06/2011	09/2014	49,835.51 AUD	20,377.33 AUD	- AUD	20,377.33 AUD	- AUD	20,377.33 AUD	31.27%	New South Wales	Used	VOLKSWAGEN	Hire Purchase
22	12/2011	09/2014	111,985.00 AUD	34,368.87 AUD	- AUD	34,368.87 AUD	509.22 AUD	33,859.65 AUD	20.54%	New South Wales	New	AUDI	Chattel Mortgage
23	03/2013	09/2014	28,272.09 AUD	10,350.90 AUD	- AUD	10,350.90 AUD	- AUD	10,350.90 AUD	29.08%	Western Australia	Used	AUDI	Consumer Loan
24	06/2009	10/2014	26,598.00 AUD	582.61 AUD	- AUD	582.61 AUD	- AUD	582.61 AUD	5.20%	Queensland	New	FORD	Chattel Mortgage
25	07/2010	10/2014	154,143.00 AUD	30,627.90 AUD	- AUD	30,627.90 AUD	- AUD	30,627.90 AUD	18.94%	New South Wales	New	AUDI	Hire Purchase
26	10/2012	10/2014	53,905.00 AUD	10,322.56 AUD	- AUD	10,322.56 AUD	- AUD	10,322.56 AUD	9.07%	New South Wales	New	AUDI	Chattel Mortgage
27	11/2011	11/2014	38,661.00 AUD	8,897.92 AUD	- AUD	8,897.92 AUD	- AUD	8,897.92 AUD	22.60%	Victoria	New	HOLDEN	Chattel Mortgage
28	03/2012	11/2014	43,357.00 AUD	6,716.01 AUD	- AUD	6,716.01 AUD	- AUD	6,716.01 AUD	11.54%	Queensland	New	VOLKSWAGEN	Consumer Loan
<b>Total</b>	<b>28</b>		<b>1,442,235.58 AUD</b>	<b>443,991.80 AUD</b>	<b>1,349.27 AUD</b>	<b>445,341.07 AUD</b>	<b>21,515.43 AUD</b>	<b>423,825.64 AUD</b>					

**Contract Level Data - Net Salvage Recove**

No.	Month / Year of Origination	Month / Year of Net Salvage	Nov-13	Dec-13	Jan-14	Feb-14	Mar-14	Apr-14	May-14	Jun-14	Jul-14
1	03/2013	01/2014	- AUD	- AUD	- AUD	1,815.92 AUD	- AUD	- AUD	- AUD	- AUD	- AUD
2	08/2013	01/2014	- AUD	- AUD	- AUD	467.88 AUD	- AUD	- AUD	- AUD	- AUD	- AUD
3	01/2012	02/2014	- AUD	- AUD	- AUD	(896.88) AUD	- AUD	- AUD	- AUD	- AUD	- AUD
4	04/2013	02/2014	- AUD	- AUD	- AUD	- AUD	- AUD	- AUD	- AUD	- AUD	- AUD
5	09/2011	04/2014	- AUD	- AUD	- AUD	- AUD	- AUD	- AUD	464.37 AUD	- AUD	- AUD
6	02/2009	06/2014	- AUD	- AUD	- AUD	- AUD	- AUD	- AUD	- AUD	- AUD	- AUD
7	09/2010	06/2014	- AUD	- AUD	- AUD	- AUD	- AUD	- AUD	- AUD	- AUD	- AUD
8	07/2011	06/2014	- AUD	- AUD	- AUD	- AUD	- AUD	- AUD	- AUD	- AUD	- AUD
9	08/2013	06/2014	- AUD	- AUD	- AUD	- AUD	- AUD	- AUD	- AUD	- AUD	- AUD
10	12/2010	07/2014	- AUD	- AUD	- AUD	- AUD	- AUD	- AUD	- AUD	- AUD	- AUD
11	01/2011	07/2014	- AUD	- AUD	- AUD	- AUD	- AUD	- AUD	- AUD	- AUD	- AUD
12	06/2011	07/2014	- AUD	- AUD	- AUD	- AUD	- AUD	- AUD	- AUD	- AUD	- AUD
13	08/2011	07/2014	- AUD	- AUD	- AUD	- AUD	- AUD	- AUD	- AUD	- AUD	587.06 AUD
14	10/2011	07/2014	- AUD	- AUD	- AUD	- AUD	- AUD	- AUD	- AUD	- AUD	(3,025.00) AUD
15	09/2012	07/2014	- AUD	- AUD	- AUD	- AUD	- AUD	- AUD	- AUD	- AUD	- AUD
16	02/2013	07/2014	- AUD	- AUD	- AUD	- AUD	- AUD	- AUD	- AUD	- AUD	- AUD
17	05/2009	08/2014	- AUD	- AUD	- AUD	- AUD	- AUD	- AUD	- AUD	- AUD	- AUD
18	03/2010	08/2014	- AUD	- AUD	- AUD	- AUD	- AUD	- AUD	- AUD	- AUD	- AUD
19	04/2011	08/2014	- AUD	- AUD	- AUD	- AUD	- AUD	- AUD	- AUD	- AUD	- AUD
20	07/2013	08/2014	- AUD	- AUD	- AUD	- AUD	- AUD	- AUD	- AUD	- AUD	- AUD
21	06/2011	09/2014	- AUD	- AUD	- AUD	- AUD	- AUD	- AUD	- AUD	- AUD	- AUD
22	12/2011	09/2014	- AUD	- AUD	- AUD	- AUD	- AUD	- AUD	- AUD	- AUD	- AUD
23	03/2013	09/2014	- AUD	- AUD	- AUD	- AUD	- AUD	- AUD	- AUD	- AUD	- AUD
24	06/2009	10/2014	- AUD	- AUD	- AUD	- AUD	- AUD	- AUD	- AUD	- AUD	- AUD
25	07/2010	10/2014	- AUD	- AUD	- AUD	- AUD	- AUD	- AUD	- AUD	- AUD	- AUD
26	10/2012	10/2014	- AUD	- AUD	- AUD	- AUD	- AUD	- AUD	- AUD	- AUD	- AUD
27	11/2011	11/2014	- AUD	- AUD	- AUD	- AUD	- AUD	- AUD	- AUD	- AUD	- AUD
28	03/2012	11/2014	- AUD	- AUD	- AUD	- AUD	- AUD	- AUD	- AUD	- AUD	- AUD
<b>Total</b>	<b>28</b>		- AUD	- AUD	- AUD	1,386.92 AUD	- AUD	- AUD	464.37 AUD	- AUD	(2,437.94) AUD

**Contract Level Data - Net Salvage Recove**

No.	Month / Year of Origination	Month / Year of Net Salvage	Aug-14	Sep-14	Oct-14	Nov-14	Dec-14	Jan-15	Feb-15	Mar-15	Apr-15
1	03/2013	01/2014	- AUD	- AUD	- AUD	- AUD	- AUD	- AUD	- AUD	- AUD	- AUD
2	08/2013	01/2014	- AUD	- AUD	- AUD	- AUD	- AUD	- AUD	- AUD	- AUD	- AUD
3	01/2012	02/2014	- AUD	- AUD	- AUD	- AUD	- AUD	- AUD	- AUD	- AUD	- AUD
4	04/2013	02/2014	- AUD	- AUD	- AUD	- AUD	- AUD	- AUD	- AUD	- AUD	- AUD
5	09/2011	04/2014	- AUD	- AUD	- AUD	- AUD	- AUD	- AUD	- AUD	- AUD	- AUD
6	02/2009	06/2014	- AUD	- AUD	- AUD	- AUD	- AUD	- AUD	- AUD	- AUD	- AUD
7	09/2010	06/2014	- AUD	- AUD	- AUD	- AUD	- AUD	- AUD	- AUD	- AUD	- AUD
8	07/2011	06/2014	- AUD	- AUD	- AUD	- AUD	- AUD	- AUD	- AUD	- AUD	- AUD
9	08/2013	06/2014	- AUD	- AUD	- AUD	- AUD	- AUD	- AUD	- AUD	- AUD	- AUD
10	12/2010	07/2014	- AUD	- AUD	- AUD	- AUD	- AUD	- AUD	- AUD	- AUD	- AUD
11	01/2011	07/2014	- AUD	- AUD	- AUD	- AUD	- AUD	- AUD	- AUD	- AUD	- AUD
12	06/2011	07/2014	- AUD	- AUD	- AUD	- AUD	- AUD	- AUD	- AUD	- AUD	- AUD
13	08/2011	07/2014	- AUD	- AUD	- AUD	- AUD	- AUD	- AUD	- AUD	- AUD	- AUD
14	10/2011	07/2014	- AUD	21,241.50 AUD	- AUD	- AUD	- AUD	- AUD	- AUD	- AUD	- AUD
15	09/2012	07/2014	- AUD	- AUD	- AUD	- AUD	- AUD	- AUD	- AUD	- AUD	- AUD
16	02/2013	07/2014	- AUD	- AUD	- AUD	- AUD	- AUD	- AUD	- AUD	- AUD	- AUD
17	05/2009	08/2014	- AUD	- AUD	- AUD	- AUD	- AUD	- AUD	- AUD	- AUD	- AUD
18	03/2010	08/2014	- AUD	351.36 AUD	- AUD	- AUD	- AUD	- AUD	- AUD	- AUD	- AUD
19	04/2011	08/2014	- AUD	- AUD	- AUD	- AUD	- AUD	- AUD	- AUD	- AUD	- AUD
20	07/2013	08/2014	- AUD	- AUD	- AUD	- AUD	- AUD	- AUD	- AUD	- AUD	- AUD
21	06/2011	09/2014	- AUD	- AUD	- AUD	- AUD	- AUD	- AUD	- AUD	- AUD	- AUD
22	12/2011	09/2014	- AUD	- AUD	509.22 AUD	- AUD	- AUD	- AUD	- AUD	- AUD	- AUD
23	03/2013	09/2014	- AUD	- AUD	- AUD	- AUD	- AUD	- AUD	- AUD	- AUD	- AUD
24	06/2009	10/2014	- AUD	- AUD	- AUD	- AUD	- AUD	- AUD	- AUD	- AUD	- AUD
25	07/2010	10/2014	- AUD	- AUD	- AUD	- AUD	- AUD	- AUD	- AUD	- AUD	- AUD
26	10/2012	10/2014	- AUD	- AUD	- AUD	- AUD	- AUD	- AUD	- AUD	- AUD	- AUD
27	11/2011	11/2014	- AUD	- AUD	- AUD	- AUD	- AUD	- AUD	- AUD	- AUD	- AUD
28	03/2012	11/2014	- AUD	- AUD	- AUD	- AUD	- AUD	- AUD	- AUD	- AUD	- AUD
<b>Total</b>	<b>28</b>		- AUD	21,592.86 AUD	509.22 AUD	- AUD	- AUD	- AUD	- AUD	- AUD	- AUD

**Contract Level Data - Net Salvage Recove**

No.	Month / Year of Origination	Month / Year of Net Salvage	May-15	Jun-15	Jul-15	Aug-15	Sep-15	Oct-15	Nov-15	Dec-15	Jan-16
1	03/2013	01/2014	- AUD	- AUD	- AUD	- AUD	- AUD	- AUD	- AUD	- AUD	- AUD
2	08/2013	01/2014	- AUD	- AUD	- AUD	- AUD	- AUD	- AUD	- AUD	- AUD	- AUD
3	01/2012	02/2014	- AUD	- AUD	- AUD	- AUD	- AUD	- AUD	- AUD	- AUD	- AUD
4	04/2013	02/2014	- AUD	- AUD	- AUD	- AUD	- AUD	- AUD	- AUD	- AUD	- AUD
5	09/2011	04/2014	- AUD	- AUD	- AUD	- AUD	- AUD	- AUD	- AUD	- AUD	- AUD
6	02/2009	06/2014	- AUD	- AUD	- AUD	- AUD	- AUD	- AUD	- AUD	- AUD	- AUD
7	09/2010	06/2014	- AUD	- AUD	- AUD	- AUD	- AUD	- AUD	- AUD	- AUD	- AUD
8	07/2011	06/2014	- AUD	- AUD	- AUD	- AUD	- AUD	- AUD	- AUD	- AUD	- AUD
9	08/2013	06/2014	- AUD	- AUD	- AUD	- AUD	- AUD	- AUD	- AUD	- AUD	- AUD
10	12/2010	07/2014	- AUD	- AUD	- AUD	- AUD	- AUD	- AUD	- AUD	- AUD	- AUD
11	01/2011	07/2014	- AUD	- AUD	- AUD	- AUD	- AUD	- AUD	- AUD	- AUD	- AUD
12	06/2011	07/2014	- AUD	- AUD	- AUD	- AUD	- AUD	- AUD	- AUD	- AUD	- AUD
13	08/2011	07/2014	- AUD	- AUD	- AUD	- AUD	- AUD	- AUD	- AUD	- AUD	- AUD
14	10/2011	07/2014	- AUD	- AUD	- AUD	- AUD	- AUD	- AUD	- AUD	- AUD	- AUD
15	09/2012	07/2014	- AUD	- AUD	- AUD	- AUD	- AUD	- AUD	- AUD	- AUD	- AUD
16	02/2013	07/2014	- AUD	- AUD	- AUD	- AUD	- AUD	- AUD	- AUD	- AUD	- AUD
17	05/2009	08/2014	- AUD	- AUD	- AUD	- AUD	- AUD	- AUD	- AUD	- AUD	- AUD
18	03/2010	08/2014	- AUD	- AUD	- AUD	- AUD	- AUD	- AUD	- AUD	- AUD	- AUD
19	04/2011	08/2014	- AUD	- AUD	- AUD	- AUD	- AUD	- AUD	- AUD	- AUD	- AUD
20	07/2013	08/2014	- AUD	- AUD	- AUD	- AUD	- AUD	- AUD	- AUD	- AUD	- AUD
21	06/2011	09/2014	- AUD	- AUD	- AUD	- AUD	- AUD	- AUD	- AUD	- AUD	- AUD
22	12/2011	09/2014	- AUD	- AUD	- AUD	- AUD	- AUD	- AUD	- AUD	- AUD	- AUD
23	03/2013	09/2014	- AUD	- AUD	- AUD	- AUD	- AUD	- AUD	- AUD	- AUD	- AUD
24	06/2009	10/2014	- AUD	- AUD	- AUD	- AUD	- AUD	- AUD	- AUD	- AUD	- AUD
25	07/2010	10/2014	- AUD	- AUD	- AUD	- AUD	- AUD	- AUD	- AUD	- AUD	- AUD
26	10/2012	10/2014	- AUD	- AUD	- AUD	- AUD	- AUD	- AUD	- AUD	- AUD	- AUD
27	11/2011	11/2014	- AUD	- AUD	- AUD	- AUD	- AUD	- AUD	- AUD	- AUD	- AUD
28	03/2012	11/2014	- AUD	- AUD	- AUD	- AUD	- AUD	- AUD	- AUD	- AUD	- AUD
<b>Total</b>	<b>28</b>		- AUD	- AUD	- AUD	- AUD	- AUD	- AUD	- AUD	- AUD	- AUD

**Contract Level Data - Net Salvage Recove**

No.	Month / Year of Origination	Month / Year of Net Salvage	Feb-16	Mar-16	Apr-16	May-16	Jun-16	Jul-16	Aug-16	Sep-16	Oct-16
1	03/2013	01/2014	- AUD	- AUD	- AUD	- AUD	- AUD	- AUD	- AUD	- AUD	- AUD
2	08/2013	01/2014	- AUD	- AUD	- AUD	- AUD	- AUD	- AUD	- AUD	- AUD	- AUD
3	01/2012	02/2014	- AUD	- AUD	- AUD	- AUD	- AUD	- AUD	- AUD	- AUD	- AUD
4	04/2013	02/2014	- AUD	- AUD	- AUD	- AUD	- AUD	- AUD	- AUD	- AUD	- AUD
5	09/2011	04/2014	- AUD	- AUD	- AUD	- AUD	- AUD	- AUD	- AUD	- AUD	- AUD
6	02/2009	06/2014	- AUD	- AUD	- AUD	- AUD	- AUD	- AUD	- AUD	- AUD	- AUD
7	09/2010	06/2014	- AUD	- AUD	- AUD	- AUD	- AUD	- AUD	- AUD	- AUD	- AUD
8	07/2011	06/2014	- AUD	- AUD	- AUD	- AUD	- AUD	- AUD	- AUD	- AUD	- AUD
9	08/2013	06/2014	- AUD	- AUD	- AUD	- AUD	- AUD	- AUD	- AUD	- AUD	- AUD
10	12/2010	07/2014	- AUD	- AUD	- AUD	- AUD	- AUD	- AUD	- AUD	- AUD	- AUD
11	01/2011	07/2014	- AUD	- AUD	- AUD	- AUD	- AUD	- AUD	- AUD	- AUD	- AUD
12	06/2011	07/2014	- AUD	- AUD	- AUD	- AUD	- AUD	- AUD	- AUD	- AUD	- AUD
13	08/2011	07/2014	- AUD	- AUD	- AUD	- AUD	- AUD	- AUD	- AUD	- AUD	- AUD
14	10/2011	07/2014	- AUD	- AUD	- AUD	- AUD	- AUD	- AUD	- AUD	- AUD	- AUD
15	09/2012	07/2014	- AUD	- AUD	- AUD	- AUD	- AUD	- AUD	- AUD	- AUD	- AUD
16	02/2013	07/2014	- AUD	- AUD	- AUD	- AUD	- AUD	- AUD	- AUD	- AUD	- AUD
17	05/2009	08/2014	- AUD	- AUD	- AUD	- AUD	- AUD	- AUD	- AUD	- AUD	- AUD
18	03/2010	08/2014	- AUD	- AUD	- AUD	- AUD	- AUD	- AUD	- AUD	- AUD	- AUD
19	04/2011	08/2014	- AUD	- AUD	- AUD	- AUD	- AUD	- AUD	- AUD	- AUD	- AUD
20	07/2013	08/2014	- AUD	- AUD	- AUD	- AUD	- AUD	- AUD	- AUD	- AUD	- AUD
21	06/2011	09/2014	- AUD	- AUD	- AUD	- AUD	- AUD	- AUD	- AUD	- AUD	- AUD
22	12/2011	09/2014	- AUD	- AUD	- AUD	- AUD	- AUD	- AUD	- AUD	- AUD	- AUD
23	03/2013	09/2014	- AUD	- AUD	- AUD	- AUD	- AUD	- AUD	- AUD	- AUD	- AUD
24	06/2009	10/2014	- AUD	- AUD	- AUD	- AUD	- AUD	- AUD	- AUD	- AUD	- AUD
25	07/2010	10/2014	- AUD	- AUD	- AUD	- AUD	- AUD	- AUD	- AUD	- AUD	- AUD
26	10/2012	10/2014	- AUD	- AUD	- AUD	- AUD	- AUD	- AUD	- AUD	- AUD	- AUD
27	11/2011	11/2014	- AUD	- AUD	- AUD	- AUD	- AUD	- AUD	- AUD	- AUD	- AUD
28	03/2012	11/2014	- AUD	- AUD	- AUD	- AUD	- AUD	- AUD	- AUD	- AUD	- AUD
<b>Total</b>	<b>28</b>		- AUD	- AUD	- AUD	- AUD	- AUD	- AUD	- AUD	- AUD	- AUD

**Contract Level Data - Net Salvage Recove**

No.	Month / Year of Origination	Month / Year of Net Salvage	Nov-16	Dec-16	Jan-17	Feb-17
1	03/2013	01/2014	- AUD	- AUD	- AUD	- AUD
2	08/2013	01/2014	- AUD	- AUD	- AUD	- AUD
3	01/2012	02/2014	- AUD	- AUD	- AUD	- AUD
4	04/2013	02/2014	- AUD	- AUD	- AUD	- AUD
5	09/2011	04/2014	- AUD	- AUD	- AUD	- AUD
6	02/2009	06/2014	- AUD	- AUD	- AUD	- AUD
7	09/2010	06/2014	- AUD	- AUD	- AUD	- AUD
8	07/2011	06/2014	- AUD	- AUD	- AUD	- AUD
9	08/2013	06/2014	- AUD	- AUD	- AUD	- AUD
10	12/2010	07/2014	- AUD	- AUD	- AUD	- AUD
11	01/2011	07/2014	- AUD	- AUD	- AUD	- AUD
12	06/2011	07/2014	- AUD	- AUD	- AUD	- AUD
13	08/2011	07/2014	- AUD	- AUD	- AUD	- AUD
14	10/2011	07/2014	- AUD	- AUD	- AUD	- AUD
15	09/2012	07/2014	- AUD	- AUD	- AUD	- AUD
16	02/2013	07/2014	- AUD	- AUD	- AUD	- AUD
17	05/2009	08/2014	- AUD	- AUD	- AUD	- AUD
18	03/2010	08/2014	- AUD	- AUD	- AUD	- AUD
19	04/2011	08/2014	- AUD	- AUD	- AUD	- AUD
20	07/2013	08/2014	- AUD	- AUD	- AUD	- AUD
21	06/2011	09/2014	- AUD	- AUD	- AUD	- AUD
22	12/2011	09/2014	- AUD	- AUD	- AUD	- AUD
23	03/2013	09/2014	- AUD	- AUD	- AUD	- AUD
24	06/2009	10/2014	- AUD	- AUD	- AUD	- AUD
25	07/2010	10/2014	- AUD	- AUD	- AUD	- AUD
26	10/2012	10/2014	- AUD	- AUD	- AUD	- AUD
27	11/2011	11/2014	- AUD	- AUD	- AUD	- AUD
28	03/2012	11/2014	- AUD	- AUD	- AUD	- AUD
<b>Total</b>	<b>28</b>		- AUD	- AUD	- AUD	- AUD