

FORM 603

Corporations Act 2001

Section 671B

Notice of initial substantial holder**To: Company Name/Scheme: STOCKLAND CORPORATION LTD**ACN/ARSN: **000 181 733****1. Details of substantial holder**

Name: Commonwealth Bank of Australia ACN 123 123 124 (CBA) and its related bodies corporate listed in annexure A

The holder became a substantial holder on: **13/03/2015****2. Details of voting power**

The total number of votes attached to all the voting shares in the company or voting interests in the scheme that the substantial holder or an associate had a relevant interest in on the date the substantial holder became a substantial holder are as follows.

Class of securities	Number of securities	Person's votes	Voting power (%)
Fully Paid stapled securities	67,984,484	67,984,484	2.87

For the Securities (if any) listed below see NOTE 1 at the end of this form

Class of securities	Number of securities	Person's votes	Voting power (%)
Fully Paid stapled securities	50,828,157	50,828,157	2.15

Class of securities	Number of securities	Person's votes	Voting power (%)
GRAND TOTAL Fully paid stapled securities	118,812,641	118,812,641	5.03

3. Details of relevant interests

The nature of the relevant interest the substantial holder or an associate had in the following voting securities on the date the substantial holder became a substantial holder are as follows:

Holder of relevant interest	Nature of relevant interest	Class and number of securities
CBA Equities Limited ACN 003 485 952	<p>Relevant interest under paragraph 608(1)(b) and/or 608(1)(c) of the Corporations Act 2001 (Cth), being a relevant interest arising as a result of having the power to control the exercise of the right to vote attached to securities and/or to control the exercise of the power to dispose of securities in a proprietary capacity (including as a result of underwriting activities), but where the securities are held by a nominee or custodian for CBAE. In addition, if any OTC derivatives, warrants or other securities (other than ordinary shares or ordinary units (as applicable)) are referred to below in this row, the relevant interest in respect of those securities arises under subsection 608(8) being an accelerated relevant interest held in the same capacity.</p> <p>Nature of relevant interest derived from; stapled securities 11,321,590</p>	<p>11,321,590 Fully paid stapled securities</p> <p>(including 2,612,547 borrowed from Barclays Capital Securities Ltd, see Annexure C)</p> <p>(including 1,803,000 borrowed from Morgan Stanley Australia Securities Limited, see Annexure C)</p>
Avanteos Investments Limited ACN 096 259 979	<p>Relevant interest under paragraph 608(1)(a), 608(1)(b) and 608(1)(c) of the Corporations Act 2001 (Cth), being a relevant interest arising as a result of being the registered holder of the relevant securities in its capacity as a superannuation trustee. In addition, if any OTC derivatives, warrants or other securities (other than ordinary shares or ordinary units (as applicable)) are referred to below in this row, the relevant interest in respect of those securities arises under subsection 608(8) being an accelerated relevant interest held in the same capacity.</p> <p>Nature of relevant interest derived from; stapled securities 1,265,289</p>	<p>1,265,289 Fully paid stapled securities</p>
Colonial First State Investments Limited (Note 1) ACN 002 348 352	<p>Relevant interest under paragraph 608(1)(b) and/or 608(1)(c) of the Corporations Act 2001 (Cth), being a relevant interest arising from having the residual power to control the exercise of the right to vote attached to securities and/or to control the exercise of the power to dispose of securities in its capacity as a responsible entity of a managed investment scheme (which managed investment scheme is not managed by either Colonial First State Investments Limited or a related body corporate). In addition, if any OTC derivatives, warrants or other securities (other than ordinary shares or ordinary units (as applicable)) are referred to below in this row, the relevant interest in respect of those securities arises under subsection 608(8) being a residual accelerated relevant interest held in the same capacity. Colonial First State Investments Limited has authorised the manager of each such managed investment scheme to exercise the powers referred to in paragraph 608(1)(b) and/or 608(1)(c) of the Corporations Act 2001 (Cth) in relation to those</p>	<p>50,828,157 Fully paid stapled securities</p>

	<p>securities managed by the manager to the exclusion of Colonial First State Investments Limited except for provisions allowing Colonial First State Investments Limited to terminate the agreement with the manager or to exercise those powers where the agreement is terminated.</p> <p>Nature of relevant interest derived from; stapled securities 50,828,157</p>	
Acadian Asset Management (Australia) Limited ACN 114 200 127	<p>Relevant interest under paragraph 608(1)(b) and/or 608(1)(c) of the Corporations Act 2001 (Cth), being a relevant interest arising from having the power to control the exercise of the right to vote attached to securities and/or to control the exercise of the power to dispose of securities in its capacity as investment manager, as provided for under its investment mandates. In addition, if any OTC derivatives, warrants or other securities (other than ordinary shares or ordinary units (as applicable)) are referred to below in this row, the relevant interest in respect of those securities arises under subsection 608(8) being an accelerated relevant interest held in the same capacity.</p> <p>Nature of relevant interest derived from; stapled securities 639,275</p>	<p>639,275 Fully paid stapled securities</p>
The Colonial Mutual Life Assurance Society Limited ACN 004 021 809	<p>Relevant interest under paragraph 608(1)(a), 608(1)(b) and/or 608(1)(c) of the Corporations Act 2001 (Cth), being a relevant interest arising from holding securities, having the power to control the exercise of the right to vote attached to securities and/or to control the exercise of the power to dispose of securities in a proprietary capacity as a life insurance company. Statutory fund holdings are held by external custodians and voted by the relevant investment manager, so CMLA's relevant interest is qualified accordingly. In addition, if any OTC derivatives, warrants or other securities (other than ordinary shares or ordinary units (as applicable)) are referred to below in this row, the relevant interest in respect of those securities arises under subsection 608(8) being an accelerated relevant interest held in the same capacity.</p> <p>Nature of relevant interest derived from; stapled securities 340,023</p>	<p>340,023 Fully paid stapled securities</p>
Realindex Investments Pty Limited ACN 133 312 017	<p>Relevant interest under paragraph 608(1)(b) and/or 608(1)(c) of the Corporations Act 2001 (Cth), being a relevant interest arising from having the power to control the exercise of the right to vote attached to securities and/or to control the exercise of the power to dispose of securities in its capacity as investment manager, as provided for under its investment mandates. In addition, if any OTC derivatives, warrants or other securities (other than ordinary shares or ordinary units (as applicable)) are referred to below in this row, the relevant interest in respect of those securities arises under subsection 608(8) being an accelerated relevant</p>	<p>4,376,552 Fully paid stapled securities</p>

	<p>interest held in the same capacity.</p> <p>Nature of relevant interest derived from; stapled securities 4,376,552</p>	
Commonwealth Bank Officers Superannuation Corporation Pty Limited ACN 074 519 798	<p>Relevant interest under paragraph 608(1)(b) and/or 608(1)(c) of the Corporations Act 2001 (Cth), being a relevant interest arising from having the power to control the exercise of the right to vote attached to securities and/or to control the exercise of the power to dispose of securities in its capacity as trustee for the Officers' Superannuation Fund. In addition, if any OTC derivatives, warrants or other securities (other than ordinary shares or ordinary units (as applicable)) are referred to below in this row, the relevant interest in respect of those securities arises under subsection 608(8) being an accelerated relevant interest held in the same capacity.</p> <p>Nature of relevant interest derived from; stapled securities 1,119,893</p>	<p>1,119,893 Fully paid stapled securities</p>
Colonial First State Asset Management (Australia) Limited ACN 114 194 311	<p>Relevant interest under paragraph 608(1)(b) and/or 608(1)(c) of the Corporations Act 2001 (Cth), being a relevant interest arising from having the power to control the exercise of the right to vote attached to securities and/or to control the exercise of the power to dispose of securities in its capacity as investment manager (as provided for under its investment mandates). In addition, if any OTC derivatives, warrants or other securities (other than ordinary shares or ordinary units (as applicable)) are referred to below in this row, the relevant interest in respect of those securities arises under subsection 608(8) being an accelerated relevant interest held in the same capacity.</p> <p>Nature of relevant interest derived from; stapled securities 48,921,862</p>	<p>48,921,862 Fully paid stapled securities</p>
Colonial First State Investments Limited ACN 002 348 352	<p>Relevant interest under paragraph 608(1)(b) and/or 608(1)(c) of the Corporations Act 2001 (Cth), being a relevant interest arising from having the power to control the exercise of the right to vote attached to securities and/or to control the exercise of the power to dispose of securities in its capacity as a responsible entity of a managed investment scheme (which managed investment scheme is managed by Colonial First Statement Investments Limited or a related body corporate). In addition, if any OTC derivatives, warrants or other securities (other than ordinary shares or ordinary units (as applicable)) are referred to below in this row, the relevant interest in respect of those securities arises under subsection 608(8) being an accelerated relevant interest held in the same capacity.</p> <p>Nature of relevant interest derived from; stapled securities 99,293,521</p>	<p>99,293,521 Fully paid stapled securities</p>
Sovereign Services Limited	Relevant interest under paragraph 608(1)(c) of the	183,210

ACN 969417	<p>Corporations Act 2001 (Cth), being a relevant interest arising from having the power to control the exercise of the power to dispose of securities in its capacity as investment manager, as provided for under its investment mandates. In addition, if any OTC derivatives, warrants or other securities (other than ordinary shares or ordinary units (as applicable)) are referred to below in this row, the relevant interest in respect of those securities arises under subsection 608(8) being an accelerated relevant interest held in the same capacity.</p> <p>Nature of relevant interest derived from; stapled securities 183,210</p>	Fully paid stapled securities
ASB Group Investments Limited Company Number 533945	<p>Relevant interest under paragraph 608(1)(b) and/or 608(1)(c) of the Corporations Act 2001 (Cth), being a relevant interest arising from having the power to control the exercise of the right to vote attached to securities and/or to control the exercise of the power to dispose of securities in its capacity as investment manager, as provided for under its investment mandates, as a life company holding statutory funds and as the responsible entity or manager of a managed investment scheme. In addition, if any OTC derivatives, warrants or other securities (other than ordinary shares or ordinary units (as applicable)) are referred to below in this row, the relevant interest in respect of those securities arises under subsection 608(8) being an accelerated relevant interest held in the same capacity.</p> <p>Nature of relevant interest derived from; stapled securities 762,088</p>	<p>762,088</p> <p>Fully paid stapled securities</p>
First State Investments (Hong Kong) Ltd ACN 206616	<p>Relevant interest under paragraph 608(1)(b) and/or 608(1)(c) of the Corporations Act 2001 (Cth), being a relevant interest arising from having the power to control the exercise of the right to vote attached to securities and/or to control the exercise of the power to dispose of securities in its capacity as discretionary investment manager, as provided for under its investment mandates. In addition, if any OTC derivatives, warrants or other securities (other than ordinary shares or ordinary units (as applicable)) are referred to below in this row, the relevant interest in respect of those securities arises under subsection 608(8) being an accelerated relevant interest held in the same capacity.</p> <p>Nature of relevant interest derived from; stapled securities 25,323</p>	<p>25,323</p> <p>Fully paid stapled securities</p>
Colonial First State Investments Limited ACN 002 348 352	<p>Relevant interest under paragraph 608(1)(b) and/or 608(1)(c) of the Corporations Act 2001 (Cth), being a relevant interest arising from having the power to control the exercise of the right to vote attached to securities and/or to control the exercise of the power to dispose of securities in its capacity as a responsible entity of a managed investment scheme (which managed investment scheme is managed by Colonial First State Investments Limited or a related body</p>	<p>20,686,855</p> <p>Fully paid stapled securities</p>

	<p>corporate). In addition, if any OTC derivatives, warrants or other securities (other than ordinary shares or ordinary units (as applicable)) are referred to below in this row, the relevant interest in respect of those securities arises under subsection 608(8) being an accelerated relevant interest held in the same capacity.</p> <p>Nature of relevant interest derived from; stapled securities 20,686,855</p>	
<p>Colonial First State Investments Limited (Note 1) ACN 002 348 352</p>	<p>Relevant interest under paragraph 608(1)(b) and/or 608(1)(c) of the Corporations Act 2001 (Cth), being a relevant interest arising from having the residual power to control the exercise of the right to vote attached to securities and/or to control the exercise of the power to dispose of securities in its capacity as a responsible entity of a managed investment scheme (which managed investment scheme is not managed by either Colonial First State Investments Limited or a related body corporate). In addition, if any OTC derivatives, warrants or other securities (other than ordinary shares or ordinary units (as applicable)) are referred to below in this row, the relevant interest in respect of those securities arises under subsection 608(8) being a residual accelerated relevant interest held in the same capacity. Colonial First State Investments Limited has authorised the manager of each such managed investment scheme to exercise the powers referred to in paragraph 608(1)(b) and/or 608(1)(c) of the Corporations Act 2001 (Cth) in relation to those securities managed by the manager to the exclusion of Colonial First State Investments Limited except for provisions allowing Colonial First State Investments Limited to terminate the agreement with the manager or to exercise those powers where the agreement is terminated.</p> <p>Nature of relevant interest derived from; stapled securities 51,467,432</p>	<p>51,467,432 Fully paid stapled securities</p>
<p>The Colonial Mutual Life Assurance Society Limited ACN 004 021 809</p>	<p>Relevant interest under paragraph 608(1)(a), 608(1)(b) and/or 608(1)(c) of the Corporations Act 2001 (Cth), being a relevant interest arising from holding securities, having the power to control the exercise of the right to vote attached to securities and/or to control the exercise of the power to dispose of securities in a proprietary capacity as a life insurance company. Statutory fund holdings are held by external custodians and voted by the relevant investment manager, so CMLA's relevant interest is qualified accordingly. In addition, if any OTC derivatives, warrants or other securities (other than ordinary shares or ordinary units (as applicable)) are referred to below in this row, the relevant interest in respect of those securities arises under subsection 608(8) being an accelerated relevant interest held in the same capacity.</p> <p>Nature of relevant interest derived from; stapled securities 1,687,750</p>	<p>1,687,750 Fully paid stapled securities</p>

<p>Colonial First State Asset Management (Australia) Limited ACN 114 194 311</p>	<p>Relevant interest under paragraph 608(1)(b) and/or 608(1)(c) of the Corporations Act 2001 (Cth), being a relevant interest arising from having the power to control the exercise of the right to vote attached to securities and/or to control the exercise of the power to dispose of securities in its capacity as investment manager (as provided for under its investment mandates). In addition, if any OTC derivatives, warrants or other securities (other than ordinary shares or ordinary units (as applicable)) are referred to below in this row, the relevant interest in respect of those securities arises under subsection 608(8) being an accelerated relevant interest held in the same capacity.</p> <p>Nature of relevant interest derived from; stapled securities 25,916,659</p>	<p>25,916,659 Fully paid stapled securities</p>
--	--	---

4. Details of present registered holders

The persons registered as holders of the securities referred to in paragraph 3 above are as follows

Holder of relevant interest	Registered holder of securities	Person entitled to be registered as holder	Class and number of securities
CBA Equities Limited ACN 003 485 952	Share Direct Nominees Pty Limited		7,521,590 Fully paid stapled securities
CBA Equities Limited ACN 003 485 952	SBN Nominees Pty Limited		3,800,000 Fully paid stapled securities
Avanteos Investments Limited ACN 096 259 979	Avanteos Investments Limited		1,265,289 Fully paid stapled securities
Colonial First State Investments Limited (Note 1) ACN 002 348 352	Citicorp Nominees Pty Limited (Australia)		26,419,637 Fully paid stapled securities
Colonial First State Investments Limited (Note 1) ACN 002 348 352	Citibank N A Hong Kong		24,408,520 Fully paid stapled securities
Acadian Asset Management (Australia) Limited ACN 114 200 127	Northern Trust Company		196,218 Fully paid stapled securities
Acadian Asset Management (Australia) Limited ACN 114 200 127	UBS Nominees Pty Ltd		443,057 Fully paid stapled securities
The Colonial Mutual Life Assurance Society Limited ACN 004 021 809	Citibank N A Hong Kong		340,023 Fully paid stapled securities
Realindex Investments Pty Limited ACN 133 312 017	National Bank Nominees Pty Limited		426,307 Fully paid stapled securities
Realindex Investments Pty Limited ACN 133 312 017	Citibank N A Hong Kong		3,950,245 Fully paid stapled securities
Commonwealth Bank Officers Superannuation Corporation Pty Limited ACN 074 519 798	Citicorp Nominees Pty Limited (Australia)		1,119,893 Fully paid stapled securities
Colonial First State Asset Management (Australia) Limited ACN 114 194 311	HSBC UK		25,323 Fully paid stapled securities
Colonial First State Asset Management (Australia) Limited ACN 114 194 311	Northern Trust Company		17,381,979 Fully paid stapled securities
Colonial First State Asset Management (Australia) Limited ACN 114 194 311	JPMorgan (UK)		586,180 Fully paid stapled securities

Colonial First State Asset Management (Australia) Limited ACN 114 194 311	BNP Paribas Securities		3,829,240 Fully paid stapled securities
Colonial First State Asset Management (Australia) Limited ACN 114 194 311	Citicorp Nominees Pty Limited (Australia)		26,269,345 Fully paid stapled securities
Colonial First State Asset Management (Australia) Limited ACN 114 194 311	Citibank N A Hong Kong		829,795 Fully paid stapled securities

5. Consideration

The consideration paid for each relevant interest referred to in paragraph 3 above, and acquired in the four months prior to the day that the substantial holder became a substantial holder is as follows:

Holder of relevant interest	Date of acquisition	Consideration-Cash	Consideration-Non-Cash	Class and number of securities
See annexure B to this notice				

6. Associates

The reasons the persons named in paragraph 3 above are associates of the substantial holder are as follows:

Name and ACN/ARSN (if applicable)	Nature of association
ASB Group Investments Limited Company Number 533945	An indirect wholly-owned subsidiary, and therefore related body corporate, of Commonwealth Bank of Australia
First State Investments (Hong Kong) Ltd ACN 206616	An indirect wholly-owned subsidiary, and therefore related body corporate, of Commonwealth Bank of Australia
CBA Equities Limited ACN 003 485 952	An indirect wholly-owned subsidiary, and therefore related body corporate, of Commonwealth Bank of Australia
Commonwealth Bank Officers Superannuation Corporation Pty Limited ACN 074 519 798	A direct wholly-owned subsidiary, and therefore related body corporate, of Commonwealth Bank of Australia
Acadian Asset Management (Australia) Limited ACN 114 200 127	An indirect partly-owned subsidiary of Commonwealth Bank of Australia which it controls.
Colonial First State Asset Management (Australia) Limited ACN 114 194 311	An indirect wholly-owned subsidiary, and therefore related body corporate, of Commonwealth Bank of Australia
First State Investment Management (UK) Limited ACN SC0 477 08	An indirect wholly-owned subsidiary, and therefore related body corporate, of Commonwealth Bank of Australia
Avanteos Investments Limited ACN 096 259 979	An indirect wholly-owned subsidiary, and therefore related body corporate, of Commonwealth Bank of Australia
Realindex Investments Pty Limited ACN 133 312 017	An indirect wholly-owned subsidiary, and therefore related body corporate, of Commonwealth Bank of Australia
First State Investments International Limited ACN SC0 790 63	An indirect wholly-owned subsidiary, and therefore related body corporate, of Commonwealth Bank of Australia
Colonial First State Investments Limited ACN 002 348 352	An indirect wholly-owned subsidiary, and therefore related body corporate, of Commonwealth Bank of Australia
Sovereign Services Limited ACN 969417	An indirect wholly-owned subsidiary, and therefore related body corporate, of Commonwealth Bank of Australia
The Colonial Mutual Life Assurance Society Limited ACN 004 021 809	An indirect wholly-owned subsidiary, and therefore related body corporate, of Commonwealth Bank of Australia

7. Addresses

The addresses of persons named in this form are as follows:

Name	Address
ASB Group Investments Limited Company Number 533945	Level 2, ASB North Wharf, 12 Jellicoe Street, Auckland, 1010 , New Zealand
First State Investments (Hong Kong) Ltd ACN 206616	6th Floor, Three Exchange Square, 8 Connaught Place, Central, Hong Kong
CBA Equities Limited ACN 003 485 952	Ground Floor Tower 1, 201 Sussex Street, Sydney, NSW, 2000, Australia
Commonwealth Bank Officers Superannuation Corporation Pty Limited ACN 074 519 798	Level 11 Tower 1, 201 Sussex St Sydney NSW 2001
Acadian Asset Management (Australia) Limited ACN 114 200 127	'Australia Square' Suite 2, Level 40, 264-278 George Street, Sydney, 2000, Australia
Colonial First State Asset Management (Australia) Limited ACN 114 194 311	Ground Floor Tower 1, 201 Sussex Street, Sydney, NSW, 2000, Australia
First State Investment Management (UK) Limited ACN SC0 477 08	23 St Andrew Square Edinburgh EH2 1BB
Avanteos Investments Limited ACN 096 259 979	Ground Floor Tower 1, 201 Sussex Street, Sydney, NSW, 2000, Australia
Realindex Investments Pty Limited ACN 133 312 017	Ground Floor Tower 1, 201 Sussex Street, Sydney, NSW, 2000, Australia
First State Investments International Limited ACN SC0 790 63	Level 3, 30 Cannon Street, London, England
Colonial First State Investments Limited ACN 002 348 352	Ground Floor Tower 1, 201 Sussex Street, Sydney, NSW, 2000, Australia
Sovereign Services Limited ACN 969417	Level 2, ASB North Wharf, 12 Jellicoe Street, Auckland, 1010 , New Zealand
The Colonial Mutual Life Assurance Society Limited ACN 004 021 809	Ground Floor Tower 1, 201 Sussex Street, Sydney, NSW, 2000, Australia

8. Signature

NOTE 1--(This note is relevant to section 2,3,4 and 5)

The relevant interests in these securities:

- a) are/were held by Colonial First State Investments Limited (CFS) as responsible entity of the specified registered managed investment schemes and relate(d) to holdings in connection with the Colonial First State First Choice product range. Decisions to buy/sell those securities and exercise voting rights in relation to those securities are made by managers to whom CFS has outsourced those functions. By instrument dated 29 October 2001 the Australian Securities and Investments Commission ("ASIC") has granted certain relief to CFS and its related bodies corporate for these holdings from the applicable provisions of Chapter 6 of the Corporations Act in relation to the acquisition of or increase in voting power of such securities (the Manager Relief). These managers are not associates of, other than by virtue of an agreement in accordance with the terms of the Manager Relief, the Commonwealth Bank of Australia group; or
- b) are/were held by or for the benefit of specified index funds where the funds have an objective of maintaining a portfolio tracking error less than 0.5% per annum. ASIC has granted certain relief to CFS and its related bodies corporate for these holdings from the applicable provisions of Chapter 6 of the Corporations Act in relation to the acquisition of or increase in voting power of such securities.




Dated the 16 day of March 2015

Carla Collingwood-Company Secretary

Annexure A

This is annexure A referred to in Form 603, Notice of initial substantial holder dated **13/03/2015**



Carla Collingwood

Company Secretary

Dated the 16 March 2015

SCHEDULE

ACADIAN ASSET MANAGEMENT (AUSTRALIA) LIMITED	CBA (EUROPE) FINANCE LTD
ADVICE ESSENTIALS PTY LIMITED	CBA A320 4077 PTY LTD
AEGIS CORRECTIONAL PARTNERSHIP PTY LTD	CBA A320 5156 PTY LIMITED
AEGIS LIMITED	CBA A320 5249 PTY LTD
AHL HOLDINGS PTY LIMITED	CBA A320 5289 PTY LTD
ALTONA V6 PTY LIMITED	CBA A320 5638 PTY LTD
ASB BANK LIMITED	CBA A320 AIRCRAFT NO1 PTY LTD
ASB CAPITAL LIMITED	CBA A330 1427 Pty Ltd
ASB CAPITAL LIMITED (NZX-ASBPA)	CBA A330 1453 PTY LIMITED
ASB CAPITAL NO.2 LIMITED	CBA AIR A320 2714 PTY LTD
ASB CAPITAL NO.2 LIMITED (NZX-ASBPB)	CBA AIR PTY LTD
ASB FINANCE LIMITED	CBA ASSET FINANCE (NZ) LIMITED
ASB FUNDING LIMITED	CBA ASSET HOLDINGS (NZ) LIMITED
ASB GROUP (LIFE) LIMITED	CBA B377 37091 PTY LTD
ASB GROUP INVESTMENTS LIMITED	CBA CAPITAL AUSTRALIA (NO 2) PTY LIMITED
ASB HOLDINGS LIMITED	CBA CAPITAL AUSTRALIA LIMITED
ASB MANAGEMENT SERVICES LIMITED	CBA CAPITAL HOLDINGS INC.
ASB NOMINEES LIMITED	CBA CAPITAL TRUST I
ASB SECURITIES LIMITED	CBA CAPITAL TRUST II
ASKLEPIOS LIMITED	CBA CORPORATE SERVICES (NSW) PTY LIMITED
ASPIRE SCHOOLS FINANCING (QLD) PTY LIMITED	CBA CORPORATE SERVICES (VIC) PTY LIMITED
ASPIRE SCHOOLS HOLDINGS (QLD) PTY LIMITED	CBA EQUITIES LIMITED
AUSIEX MANAGEMENT SERVICES PTY LTD (PENDING DEREGISTRATION)	CBA EUROPE LIMITED
AUSIEX NOMINEES PTY LIMITED	CBA FUNDING (NZ) LIMITED
AUSTRALIAN INVESTMENT EXCHANGE LIMITED	CBA FUNDING HOLDINGS PTY LTD
AVANTEOS INVESTMENTS LIMITED	CBA FUNDING TRUST I
AVANTEOS PTY LTD	CBA INDEMNITY CO. PTY LIMITED (PENDING DEREGISTRATION)
BANK OF HANGZHOU CO. LTD	CBA INTERNATIONAL FINANCE PTY. LIMITED
BANKWEST FOUNDATION LIMITED	CBA INVESTMENTS (NO 2) PTY LTD (PENDING DEREGISTRATION AS AT 20/1/15)
BDELTA VESSEL NO 1 PTY LTD	CBA INVESTMENTS (NO.4) LIMITED
BDELTA VESSEL NO 2 PTY LTD	CBA INVESTMENTS PTY LIMITED
BDELTA VESSEL NO 3 PTY LTD	CBA IT CO PTY LIMITED
BDELTA VESSEL NO 4 PTY LTD	CBA MTE RAIL COMPANY PTY LIMITED
BOCOMMLIFE INSURANCE COMPANY LIMITED	CBA NZ HOLDING LIMITED
BOND INVESTMENTS NO 1 LIMITED	CBA RAIL & TRAM COMPANY PTY LIMITED
BOND INVESTMENTS UK LIMITED	CBA REAL ESTATE FUNDING (NZ) LIMITED
BURDEKIN INVESTMENTS LIMITED	CBA SA HOLDINGS PROPRIETARY LIMITED
BW FINANCIAL ADVICE LIMITED	CBA SERVICES SINGAPORE PTE LTD
BW SECURITISATION MANAGEMENT PTY LTD	CBA SPECIALISED FINANCING PTY LIMITED
BWA GROUP SERVICES PTY LTD	CBA STAFF COMMUNITY FUND LIMITED
BWA INTELLECTUAL PROPERTY HOLDINGS LIMITED	CBA USD FUNDING LIMITED
CABLE BEACH PTY LIMITED	CBA USD INVESTMENTS PTY LIMITED
CAPITAL 121 PTY LIMITED	CBFC LEASING PTY. LIMITED
CARDS NZ LIMITED	CBFC LIMITED
	CFS Newham Limited

CFSPAI EUROPE CO LIMITED (formerly known as CFSPAI MALTA CO LIMITED)	(DENG FENG) COUNTY BANK CO. LTD
CFSPAI EUROPE HOLDCO LIMITED (formerly known as CFSPAI MALTA HOLDCO LIMITED)	COMMONWEALTH BANK OF AUSTRALIA (HANDANXIAN) COUNTY BANK CO. LTD.
CHRISTMAS BREAK PTY LTD	COMMONWEALTH BANK OF AUSTRALIA (JIYUAN) COUNTY BANK CO. LTD
CHULLORA EQUITY INVESTMENT (NO 1) PTY LIMITED	COMMONWEALTH BANK OF AUSTRALIA (LANKAO) COUNTY BANK CO. LTD
CHULLORA EQUITY INVESTMENT (NO 2) PTY LIMITED	COMMONWEALTH BANK OF AUSTRALIA (LUANCHENG) COUNTY BANK CO. LTD
CHULLORA EQUITY INVESTMENT (NO 3) PTY LIMITED	COMMONWEALTH BANK OF AUSTRALIA (MIANCHI) COUNTY BANK CO. LTD
CIPL ARARAT PTY LTD	COMMONWEALTH BANK OF AUSTRALIA (SHEXIAN) COUNTY BANK CO. LTD
CIPL SA SCHOOLS PTY LTD	COMMONWEALTH BANK OF AUSTRALIA (UK) STAFF BENEFITS SCHEME TRUSTEE COMPANY LIMITED
CIPL SENTINEL HOLDINGS PTY LTD	COMMONWEALTH BANK OF AUSTRALIA (WEIXIAN) COUNTY BANK CO. LTD.
CIPL SENTINEL PTY LTD	COMMONWEALTH BANK OF AUSTRALIA (WENXIAN) COUNTY BANK CO. LTD
CISL (HAZELWOOD) PTY. LIMITED	COMMONWEALTH BANK OF AUSTRALIA (XINJI) COUNTY BANK CO. LTD
CITICORP NOMINEES PTY LTD AS CUSTODIAN FOR THE TRUSTEE OF COLONIAL FIRST STATE ACTIVE INFRASTRUCTURE INCOME FUND	COMMONWEALTH BANK OF AUSTRALIA (YICHUAN) COUNTY BANK CO. LTD
CM-SOMERTON PTY. LTD.	COMMONWEALTH BANK OF AUSTRALIA (YONGCHENG) COUNTY BANK CO. LTD
CMG ASIA LIFE HOLDINGS LIMITED	COMMONWEALTH BANK OF AUSTRALIA (YONGNIAN) COUNTY BANK CO. LTD
CMG ASIA PTY LTD	COMMONWEALTH BANK OFFICERS
COLLATERAL LEASING PTY LTD	SUPERANNUATION CORPORATION PTY LIMITED
Colonial (UK) Trustees Limited	Commonwealth Custodial Services Pty Ltd
COLONIAL FINANCE PTY LIMITED	COMMONWEALTH DEVELOPMENT BANK OF AUSTRALIA PTY LIMITED
COLONIAL FINANCIAL CORPORATION PTY LIMITED (PENDING DEREGISTRATION AS AT 22/1/15)	COMMONWEALTH FINANCIAL PLANNING LIMITED
COLONIAL FIRST STATE ASSET MANAGEMENT (AUSTRALIA) LIMITED	COMMONWEALTH INSURANCE HOLDINGS LIMITED
COLONIAL FIRST STATE GROUP LIMITED	COMMONWEALTH INSURANCE LIMITED
COLONIAL FIRST STATE INFRASTRUCTURE HOLDINGS LIMITED	COMMONWEALTH INVESTMENT SERVICES PTY LIMITED
COLONIAL FIRST STATE INFRASTRUCTURE MANAGERS (AUSTRALIA) PTY LTD	COMMONWEALTH INVESTMENTS PTY LIMITED
Colonial First State Investment Managers (UK) Limited	COMMONWEALTH PRIVATE LIMITED
COLONIAL FIRST STATE INVESTMENTS (NZ) LIMITED (PENDING DEREGISTRATION)	COMMONWEALTH SECURITIES LIMITED
COLONIAL FIRST STATE INVESTMENTS LIMITED	COMMONWEALTH INTERNATIONAL HOLDINGS PTY LIMITED
COLONIAL FIRST STATE MANAGED INFRASTRUCTURE LIMITED	COMSEC NOMINEES PTY LIMITED
COLONIAL HOLDING COMPANY LIMITED	CORE EQUITY SERVICES NOMINEES PTY LIMITED
COLONIAL LGA HOLDINGS PTY LIMITED	COUNT FINANCE PTY LIMITED
COLONIAL MUTUAL SUPERANNUATION PTY. LTD.	COUNT FINANCIAL LIMITED
COLONIAL PTY LIMITED (Pending Deregistration as at 27/02/2015)	CPPIB AUSTRALIAN HOLDINGS NO. 1 PTY LIMITED
COLONIAL SERVICES PTY LIMITED	CRYSTAL AVENUE PTY LIMITED
COMMBANK EUROPE LIMITED	CTB AUSTRALIA LIMITED
COMMBANK MANAGEMENT CONSULTING (ASIA) COMPANY LIMITED	DAWN RAPTOR PTY LTD ATF DAWN RAPTOR TRUST
COMMBANK MANAGEMENT CONSULTING (SHANGHAI) COMPANY LIMITED	EMERALD HOLDING COMPANY PTY LIMITED
COMMCAPITAL S.A.R.L	EQUIGROUP HOLDINGS PTY LIMITED
COMMFOUNDATION PTY LIMITED	FINANCIAL WISDOM LIMITED
COMMINTERNATIONAL LIMITED	FINCONNECT (AUSTRALIA) PTY LTD
COMMONWEALTH AUSTRALIA SECURITIES LLC	FIRST STATE (HONG KONG) LLC
COMMONWEALTH BANK OF AUSTRALIA	FIRST STATE CINDA FUND MANAGEMENT COMPANY LIMITED
COMMONWEALTH BANK OF AUSTRALIA (CHENG'AN) COUNTY BANK CO. LTD.	First State Diversified Hedge Fund Limited
COMMONWEALTH BANK OF AUSTRALIA (CIXIAN) COUNTY BANK CO. LTD	First State European Diversified Infrastructure Sarl
COMMONWEALTH BANK OF AUSTRALIA	


First State Funds Plc	MTE LESSOR 1 PTY LTD
First State Global Umbrella Fund Public Limited Company	MTE LESSOR 2 PTY LTD
First State Hedge Funds SPC Limited	MTE LESSOR 3 PTY LTD
First State Infrastructure S.à r.l.	MTE LESSOR 4 PTY LTD
First State Investment Management (UK) Limited	MTE LESSOR 5 PTY LTD
FIRST STATE INVESTMENT MANAGERS (ASIA) LIMITED	MTE NOMINEE PARTNER PTY LTD
First State Investment Services (UK) Limited	NETSHARE NOMINEES PTY LTD
FIRST STATE INVESTMENTS (HONG KONG) LIMITED	NEWPORT LIMITED
FIRST STATE INVESTMENTS (JAPAN) LIMITED	NIMITZ NOMINEES PTY LIMITED
FIRST STATE INVESTMENTS (NZ) LIMITED	ORE & OVERBURDEN PTY LIMITED
FIRST STATE INVESTMENTS (SINGAPORE)	PINNACLE EDUCATION SA HOLDING COMPANY PTY LIMITED
First State Investments (UK Holdings) Limited	PREFERRED CAPITAL LIMITED
First State Investments (UK) Limited	PREMIUM ALTERNATIVE INVESTMENTS PTY LIMITED
FIRST STATE INVESTMENTS (US) LLC	PREMIUM CUSTODY SERVICES PTY LTD
First State Investments Fund Management Sarl	PREMIUM PLANTATIONS PTY LIMITED
First State Investments GIP Management Sarl	PREMIUM PLANTATIONS SERVICES PTY LTD
FIRST STATE INVESTMENTS HOLDINGS (SINGAPORE) LIMITED	PT BANK COMMONWEALTH
First State Investments ICVC	PT COMMONWEALTH LIFE
First State Investments International Inc	PT FIRST STATE INVESTMENTS INDONESIA
First State Investments International Limited	Purangi Developments Limited
FIRST STATE INVESTMENTS US HOLDINGS PTY LIMITED	QILU BANK CO. LTD.
FIRST STATE NOMINEES (HONG KONG) LIMITED	REALINDEX INVESTMENTS PTY LIMITED
FSIB LTD (formerly known as FIRST STATE INVESTMENTS (BERMUDA) LIMITED)	RELIANCE ACHIEVER PTY LIMITED
FSIC Limited (formerly known as First State Investments (Cayman) Limited)	RESIDENTIAL MORTGAGE GROUP PTY LTD
GT USD FUNDING PTY LIMITED	ROCK & RUBBLE (DEBT VEHICLE) PTY LIMITED
HAZELWOOD INVESTMENT COMPANY PTY LIMITED	ROCK & RUBBLE (EXISTING) PTY LIMITED
HEBEI XINSHISANG INDUSTRIAL CO. LTD	ROCK & RUBBLE (NEW) PTY LIMITED
HOMEPAATH PTY LIMITED	SAF MINING NO.2 PTY LIMITED
HUAYU AGRICULTURAL SCIENCE AND TECHNOLOGY CO. LTD.	SAF Mining No1 Pty Limited
INVERLOCH LEASING PTY LIMITED	SAFE NO1 PTY LTD
INVESTMENT CUSTODIAL SERVICES LIMITED	SAFE NO17 PTY LIMITED
INVESTOR SECURITIES PTY LTD	SAFE NO2 PTY LTD
INVESTORWEB.COM. PTY LIMITED	SAFE NO3 PTY LTD
IWL BROKING SOLUTIONS LIMITED	SAFE NO4 PTY LIMITED
IWL LIMITED	SAFE NO9 PTY LIMITED
IWL MANAGEMENT SERVICES PTY LTD (PENDING DEREGISTRATION)	SAFE USD HOLDINGS PTY LTD
JACQUES MARTIN ADMINISTRATION AND CONSULTING PTY LTD	SBN NOMINEES PTY. LIMITED
JACQUES MARTIN PTY. LTD.	SECURITISATION ADVISORY SERVICES PTY. LIMITED
JDV PTY LIMITED (PENDING DEREGISTRATION)	SECURITISATION MANAGEMENT SERVICES LIMITED
KIP NZ LIMITED (PENDING DEREGISTRATION)	SECURITY HOLDING INVESTMENT ENTITY LINKING DEALS LIMITED
KIWI HOME LOANS (NZ) LIMITED	SENBARY PTY LIMITED
KPM NZ LIMITED (PENDING DEREGISTRATION)	SHARE DIRECT NOMINEES PTY LIMITED
Lochness Holdings Limited	SHARE INVESTMENTS PTY LIMITED
LOFT NO 1 PTY LIMITED	SI Holdings Limited
LOFT NO 2 PTY LIMITED	SIF RAILWAY NO.1 PTY LIMITED
LOFT NO.3 PTY LIMITED	SIF RAILWAY NO.2 PTY LIMITED
M M A L FLEET LEASE ARRANGER PTY LTD	SOUTH AUSTRALIAN FLEET LEASE ARRANGER PTY LTD
MIS FUNDING NO.1 PTY LIMITED	SOVEREIGN ASSURANCE COMPANY LIMITED
MORTGAGE HOLDING TRUST COMPANY LIMITED	SOVEREIGN SERVICES LIMITED
MTE DEBT VEHICLE PTY LTD	SOVEREIGN SUPERANNUATION FUNDS LIMITED
	SOVEREIGN SUPERANNUATION TRUSTEES LIMITED
	SPARAD (NO.24) PTY. LIMITED (PENDING DEREGISTRATION)
	ST ANDREW'S AUSTRALIA PTY LTD

STATE NOMINEES LTD
SWAN SECURITISATION FINANCE PTY LIMITED
SWAN SECURITISATION INVESTMENTS PTY LTD.
T.W. CUSTODIANS LIMITED
TANKSTREAM RAIL (BY - 1) PTY LIMITED
TANKSTREAM RAIL (BY - 2) PTY LIMITED
TANKSTREAM RAIL (BY - 3) PTY LIMITED
TANKSTREAM RAIL (BY - 4) PTY LIMITED
TANKSTREAM RAIL (SW - 1) PTY LIMITED
TANKSTREAM RAIL (SW - 2) PTY LIMITED
TANKSTREAM RAIL (SW - 3) PTY LIMITED
TANKSTREAM RAIL (SW - 4) PTY LIMITED
TANKSTREAM RAIL (VICTORIA) PTY LIMITED
THE COLONIAL MUTUAL LIFE ASSURANCE
SOCIETY LIMITED

TOTAL KEEN INVESTMENT LIMITED
VH-VZF PTY LTD
VH-VZG PTY LTD
VH-VZH PTY LTD
VICTORIAN FLEET LEASE ARRANGER PTY LTD
VIETNAM INTERNATIONAL BANK (VIETNAM
INTERNATIONAL COMMERCIAL JOINT STOCK
BANK)
VIPRO PTY LIMITED
WESTSIDE PROPERTIES LIMITED
WHITTAKER MACNAUGHT PTY. LTD.

Annexure B

This is annexure B referred to in Form 603, Notice of initial substantial holder dated **13/03/2015**



Carla Collingwood

Company Secretary

Dated the 16 March 2015

Commonwealth Bank Officers Superannuation Corporation Pty Limited ACN 074 519 798

Holder of relevant interest	Date of acquisition	Consideration Cash	Consideration Non-Cash	Class and number of securities
Commonwealth Bank Officers Superannuation Corporation Pty Limited ACN 074 519 798	Tuesday, 9 December 2014	180,348.84		43,668 Units
Commonwealth Bank Officers Superannuation Corporation Pty Limited ACN 074 519 798	Wednesday, 10 December 2014	146,337.30		35,262 Units
Commonwealth Bank Officers Superannuation Corporation Pty Limited ACN 074 519 798	Friday, 27 February 2015	130,763.27		30,199 Units

CBA Equities Limited ACN 003 485 952

Holder of relevant interest	Date of acquisition	Consideration Cash	Consideration Non-Cash	Class and number of securities
CBA Equities Limited ACN 003 485 952	Tuesday, 10 February 2015	N/A		4,238,000 Units (borrowed from Morgan Stanley Australia Securities Limited, see Annexure C)
CBA Equities Limited ACN 003 485 952	Friday, 30 January 2015	2,880.87		654 Units
CBA Equities Limited ACN 003 485 952	Friday, 30 January 2015	8,281.40		1,880 Units
CBA Equities Limited ACN 003 485 952	Friday, 30 January 2015	12,999.16		2,951 Units
CBA Equities Limited ACN 003 485 952	Friday, 30 January 2015	6,598.69		1,498 Units
CBA Equities Limited ACN 003 485 952	Friday, 30 January 2015	6,211.05		1,410 Units

CBA Equities Limited ACN 003 485 952	Friday, 30 January 2015	5,466.61		1,241 Units
CBA Equities Limited ACN 003 485 952	Friday, 30 January 2015	3,286.13		746 Units
CBA Equities Limited ACN 003 485 952	Friday, 30 January 2015	823.74		187 Units
CBA Equities Limited ACN 003 485 952	Friday, 30 January 2015	1,365.55		310 Units
CBA Equities Limited ACN 003 485 952	Friday, 30 January 2015	2,691.45		611 Units
CBA Equities Limited ACN 003 485 952	Friday, 30 January 2015	4,902.77		1,113 Units
CBA Equities Limited ACN 003 485 952	Friday, 30 January 2015	10,796.66		2,451 Units
CBA Equities Limited ACN 003 485 952	Friday, 30 January 2015	6,748.46		1,532 Units
CBA Equities Limited ACN 003 485 952	Friday, 30 January 2015	3,938.07		894 Units
CBA Equities Limited ACN 003 485 952	Friday, 30 January 2015	4,405.00		1,000 Units
CBA Equities Limited ACN 003 485 952	Friday, 30 January 2015	2,480.02		563 Units
CBA Equities Limited ACN 003 485 952	Friday, 30 January 2015	4,034.98		916 Units
CBA Equities Limited ACN 003 485 952	Friday, 30 January 2015	2,550.50		579 Units
CBA Equities Limited ACN 003 485 952	Friday, 30 January 2015	1,810.46		411 Units
CBA Equities Limited ACN 003 485 952	Friday, 30 January 2015	3,907.24		887 Units
CBA Equities Limited ACN 003 485 952	Friday, 30 January 2015	977.91		222 Units
CBA Equities Limited ACN 003 485 952	Friday, 30 January 2015	6,902.64		1,567 Units
CBA Equities Limited ACN 003 485 952	Friday, 30 January 2015	2,638.60		599 Units
CBA Equities Limited	Friday, 30 January 2015	29,667.68		6,735 Units

ACN 003 485 952				
CBA Equities Limited ACN 003 485 952	Friday, 30 January 2015	2,616.57		594 Units
CBA Equities Limited ACN 003 485 952	Friday, 30 January 2015	1,325.91		301 Units
CBA Equities Limited ACN 003 485 952	Friday, 30 January 2015	2,524.07		573 Units
CBA Equities Limited ACN 003 485 952	Friday, 30 January 2015	2,215.72		503 Units
CBA Equities Limited ACN 003 485 952	Friday, 30 January 2015	4,695.73		1,066 Units
CBA Equities Limited ACN 003 485 952	Friday, 30 January 2015	6,885.02		1,563 Units
CBA Equities Limited ACN 003 485 952	Friday, 30 January 2015	4,585.61		1,041 Units
CBA Equities Limited ACN 003 485 952	Friday, 30 January 2015	2,524.07		573 Units
CBA Equities Limited ACN 003 485 952	Friday, 30 January 2015	20,725.53		4,705 Units
CBA Equities Limited ACN 003 485 952	Friday, 30 January 2015	2,585.74		587 Units
CBA Equities Limited ACN 003 485 952	Friday, 30 January 2015	5,959.97		1,353 Units
CBA Equities Limited ACN 003 485 952	Friday, 30 January 2015	6,814.54		1,547 Units
CBA Equities Limited ACN 003 485 952	Friday, 30 January 2015	3,827.95		869 Units
CBA Equities Limited ACN 003 485 952	Friday, 30 January 2015	2,537.28		576 Units
CBA Equities Limited ACN 003 485 952	Friday, 30 January 2015	2,559.31		581 Units
CBA Equities Limited ACN 003 485 952	Friday, 30 January 2015	5,400.53		1,226 Units
CBA Equities Limited ACN 003 485 952	Friday, 30 January 2015	7,259.44		1,648 Units
CBA Equities Limited ACN 003 485 952	Friday, 30 January 2015	2,612.17		593 Units

CBA Equities Limited ACN 003 485 952	Friday, 30 January 2015	1,969.04		447 Units
CBA Equities Limited ACN 003 485 952	Friday, 30 January 2015	2,528.47		574 Units
CBA Equities Limited ACN 003 485 952	Friday, 30 January 2015	3,885.21		882 Units
CBA Equities Limited ACN 003 485 952	Friday, 30 January 2015	4,012.96		911 Units
CBA Equities Limited ACN 003 485 952	Friday, 30 January 2015	916.24		208 Units
CBA Equities Limited ACN 003 485 952	Friday, 30 January 2015	3,431.50		779 Units
CBA Equities Limited ACN 003 485 952	Friday, 30 January 2015	2,612.17		593 Units
CBA Equities Limited ACN 003 485 952	Friday, 30 January 2015	5,629.59		1,278 Units
CBA Equities Limited ACN 003 485 952	Friday, 30 January 2015	2,792.77		634 Units
CBA Equities Limited ACN 003 485 952	Friday, 30 January 2015	2,118.81		481 Units
CBA Equities Limited ACN 003 485 952	Friday, 30 January 2015	528.60		120 Units
CBA Equities Limited ACN 003 485 952	Friday, 30 January 2015	5,766.15		1,309 Units
CBA Equities Limited ACN 003 485 952	Friday, 30 January 2015	2,598.95		590 Units
CBA Equities Limited ACN 003 485 952	Friday, 30 January 2015	290.73		66 Units
CBA Equities Limited ACN 003 485 952	Friday, 30 January 2015	2,757.53		626 Units
CBA Equities Limited ACN 003 485 952	Friday, 30 January 2015	110.13		25 Units
CBA Equities Limited ACN 003 485 952	Friday, 30 January 2015	224.66		51 Units
CBA Equities Limited ACN 003 485 952	Friday, 30 January 2015	1,347.93		306 Units
CBA Equities Limited	Friday, 30 January 2015	7,263.85		1,649 Units

ACN 003 485 952				
CBA Equities Limited ACN 003 485 952	Friday, 30 January 2015	2,524.07		573 Units
CBA Equities Limited ACN 003 485 952	Friday, 30 January 2015	5,488.63		1,246 Units
CBA Equities Limited ACN 003 485 952	Friday, 30 January 2015	2,748.72		624 Units
CBA Equities Limited ACN 003 485 952	Friday, 30 January 2015	2,607.76		592 Units
CBA Equities Limited ACN 003 485 952	Friday, 30 January 2015	4,669.30		1,060 Units
CBA Equities Limited ACN 003 485 952	Friday, 30 January 2015	2,757.53		626 Units
CBA Equities Limited ACN 003 485 952	Friday, 30 January 2015	2,629.79		597 Units
CBA Equities Limited ACN 003 485 952	Friday, 30 January 2015	5,523.87		1,254 Units
CBA Equities Limited ACN 003 485 952	Friday, 30 January 2015	3,435.90		780 Units
CBA Equities Limited ACN 003 485 952	Friday, 30 January 2015	858.98		195 Units
CBA Equities Limited ACN 003 485 952	Friday, 30 January 2015	2,480.02		563 Units
CBA Equities Limited ACN 003 485 952	Friday, 30 January 2015	5,206.71		1,182 Units
CBA Equities Limited ACN 003 485 952	Friday, 30 January 2015	1,625.45		369 Units
CBA Equities Limited ACN 003 485 952	Friday, 30 January 2015	3,184.82		723 Units
CBA Equities Limited ACN 003 485 952	Friday, 30 January 2015	991.13		225 Units
CBA Equities Limited ACN 003 485 952	Friday, 30 January 2015	3,968.91		901 Units
CBA Equities Limited ACN 003 485 952	Friday, 30 January 2015	4.41		1 Units
CBA Equities Limited ACN 003 485 952	Friday, 30 January 2015	1,308.29		297 Units

CBA Equities Limited ACN 003 485 952	Friday, 30 January 2015	25,024.81		5,681 Units
CBA Equities Limited ACN 003 485 952	Friday, 30 January 2015	999.94		227 Units
CBA Equities Limited ACN 003 485 952	Friday, 30 January 2015	555.03		126 Units
CBA Equities Limited ACN 003 485 952	Tuesday, 10 February 2015	16,121.12		3,547 Units
CBA Equities Limited ACN 003 485 952	Tuesday, 10 February 2015	714.35		157 Units
CBA Equities Limited ACN 003 485 952	Tuesday, 10 February 2015	3,931.20		864 Units
CBA Equities Limited ACN 003 485 952	Tuesday, 10 February 2015	17,330.95		3,809 Units
CBA Equities Limited ACN 003 485 952	Tuesday, 10 February 2015	6,988.80		1,536 Units
CBA Equities Limited ACN 003 485 952	Tuesday, 10 February 2015	8,804.25		1,935 Units
CBA Equities Limited ACN 003 485 952	Tuesday, 10 February 2015	4,745.65		1,043 Units
CBA Equities Limited ACN 003 485 952	Tuesday, 10 February 2015	9,582.30		2,106 Units
CBA Equities Limited ACN 003 485 952	Tuesday, 10 February 2015	13.65		3 Units
CBA Equities Limited ACN 003 485 952	Tuesday, 10 February 2015	45,450.00		10,000 Units
CBA Equities Limited ACN 003 485 952	Tuesday, 10 February 2015	19,738.42		4,305 Units
CBA Equities Limited ACN 003 485 952	Tuesday, 10 February 2015	3,191.16		696 Units
CBA Equities Limited ACN 003 485 952	Tuesday, 10 February 2015	62,195.53		13,565 Units
CBA Equities Limited ACN 003 485 952	Tuesday, 10 February 2015	29,499.89		6,434 Units
CBA Equities Limited ACN 003 485 952	Wednesday, 11 February 2015	1,062,000.00		225,000 Units
CBA Equities Limited	Monday, 23 February	112,009.54		23,756 Units

ACN 003 485 952	2015			
CBA Equities Limited ACN 003 485 952	Monday, 23 February 2015	511,301.70		108,212 Units
CBA Equities Limited ACN 003 485 952	Monday, 23 February 2015	1,327.27		283 Units
CBA Equities Limited ACN 003 485 952	Monday, 23 February 2015	408.03		87 Units
CBA Equities Limited ACN 003 485 952	Monday, 23 February 2015	3,170.44		676 Units
CBA Equities Limited ACN 003 485 952	Monday, 23 February 2015	272.02		58 Units
CBA Equities Limited ACN 003 485 952	Monday, 23 February 2015	1,294.44		276 Units
CBA Equities Limited ACN 003 485 952	Monday, 23 February 2015	272.02		58 Units
CBA Equities Limited ACN 003 485 952	Monday, 23 February 2015	14.07		3 Units
CBA Equities Limited ACN 003 485 952	Monday, 23 February 2015	272.02		58 Units
CBA Equities Limited ACN 003 485 952	Monday, 23 February 2015	272.02		58 Units
CBA Equities Limited ACN 003 485 952	Monday, 23 February 2015	267.33		57 Units
CBA Equities Limited ACN 003 485 952	Monday, 23 February 2015	797.30		170 Units
CBA Equities Limited ACN 003 485 952	Monday, 23 February 2015	257.95		55 Units
CBA Equities Limited ACN 003 485 952	Monday, 23 February 2015	257.95		55 Units
CBA Equities Limited ACN 003 485 952	Monday, 23 February 2015	98.49		21 Units
CBA Equities Limited ACN 003 485 952	Monday, 23 February 2015	159.46		34 Units
CBA Equities Limited ACN 003 485 952	Monday, 23 February 2015	257.95		55 Units
CBA Equities Limited ACN 003 485 952	Monday, 23 February 2015	79.73		17 Units

CBA Equities Limited ACN 003 485 952	Monday, 23 February 2015	272.02		58 Units
CBA Equities Limited ACN 003 485 952	Monday, 23 February 2015	37.52		8 Units
CBA Equities Limited ACN 003 485 952	Monday, 23 February 2015	28.14		6 Units
CBA Equities Limited ACN 003 485 952	Monday, 23 February 2015	60.97		13 Units
CBA Equities Limited ACN 003 485 952	Monday, 23 February 2015	272.02		58 Units
CBA Equities Limited ACN 003 485 952	Monday, 23 February 2015	51.59		11 Units
CBA Equities Limited ACN 003 485 952	Monday, 23 February 2015	272.02		58 Units
CBA Equities Limited ACN 003 485 952	Monday, 23 February 2015	56.28		12 Units
CBA Equities Limited ACN 003 485 952	Monday, 23 February 2015	272.02		58 Units
CBA Equities Limited ACN 003 485 952	Monday, 23 February 2015	51.59		11 Units
CBA Equities Limited ACN 003 485 952	Monday, 23 February 2015	14.07		3 Units
CBA Equities Limited ACN 003 485 952	Monday, 23 February 2015	117.25		25 Units
CBA Equities Limited ACN 003 485 952	Monday, 23 February 2015	23.45		5 Units
CBA Equities Limited ACN 003 485 952	Monday, 23 February 2015	257.95		55 Units
CBA Equities Limited ACN 003 485 952	Monday, 23 February 2015	46.90		10 Units
CBA Equities Limited ACN 003 485 952	Monday, 23 February 2015	32.83		7 Units
CBA Equities Limited ACN 003 485 952	Monday, 23 February 2015	4.69		1 Units
CBA Equities Limited ACN 003 485 952	Monday, 23 February 2015	257.95		55 Units
CBA Equities Limited	Monday, 23 February	56.28		12 Units

ACN 003 485 952	2015			
CBA Equities Limited ACN 003 485 952	Monday, 23 February 2015	257.95		55 Units
CBA Equities Limited ACN 003 485 952	Monday, 23 February 2015	51.59		11 Units
CBA Equities Limited ACN 003 485 952	Monday, 23 February 2015	65.66		14 Units
CBA Equities Limited ACN 003 485 952	Monday, 23 February 2015	14.07		3 Units
CBA Equities Limited ACN 003 485 952	Monday, 23 February 2015	272.02		58 Units
CBA Equities Limited ACN 003 485 952	Monday, 23 February 2015	272.02		58 Units
CBA Equities Limited ACN 003 485 952	Monday, 23 February 2015	272.02		58 Units
CBA Equities Limited ACN 003 485 952	Monday, 23 February 2015	93.80		20 Units
CBA Equities Limited ACN 003 485 952	Monday, 23 February 2015	168.84		36 Units
CBA Equities Limited ACN 003 485 952	Monday, 23 February 2015	272.02		58 Units
CBA Equities Limited ACN 003 485 952	Monday, 23 February 2015	56.28		12 Units
CBA Equities Limited ACN 003 485 952	Monday, 23 February 2015	14.07		3 Units
CBA Equities Limited ACN 003 485 952	Monday, 23 February 2015	4,919.81		1,049 Units
CBA Equities Limited ACN 003 485 952	Monday, 23 February 2015	56.28		12 Units
CBA Equities Limited ACN 003 485 952	Monday, 23 February 2015	548.73		117 Units
CBA Equities Limited ACN 003 485 952	Monday, 23 February 2015	1,111.53		237 Units
CBA Equities Limited ACN 003 485 952	Monday, 23 February 2015	257.95		55 Units
CBA Equities Limited ACN 003 485 952	Monday, 23 February 2015	150.08		32 Units

CBA Equities Limited ACN 003 485 952	Monday, 23 February 2015	257.95		55 Units
CBA Equities Limited ACN 003 485 952	Monday, 23 February 2015	257.95		55 Units
CBA Equities Limited ACN 003 485 952	Monday, 23 February 2015	272.02		58 Units
CBA Equities Limited ACN 003 485 952	Monday, 23 February 2015	272.02		58 Units
CBA Equities Limited ACN 003 485 952	Monday, 23 February 2015	272.02		58 Units
CBA Equities Limited ACN 003 485 952	Monday, 23 February 2015	272.02		58 Units
CBA Equities Limited ACN 003 485 952	Monday, 23 February 2015	14.07		3 Units
CBA Equities Limited ACN 003 485 952	Monday, 23 February 2015	257.95		55 Units
CBA Equities Limited ACN 003 485 952	Monday, 23 February 2015	257.95		55 Units
CBA Equities Limited ACN 003 485 952	Monday, 23 February 2015	257.95		55 Units
CBA Equities Limited ACN 003 485 952	Monday, 23 February 2015	272.02		58 Units
CBA Equities Limited ACN 003 485 952	Monday, 23 February 2015	272.02		58 Units
CBA Equities Limited ACN 003 485 952	Monday, 23 February 2015	272.02		58 Units
CBA Equities Limited ACN 003 485 952	Monday, 23 February 2015	272.02		58 Units
CBA Equities Limited ACN 003 485 952	Monday, 23 February 2015	257.95		55 Units
CBA Equities Limited ACN 003 485 952	Monday, 23 February 2015	257.95		55 Units
CBA Equities Limited ACN 003 485 952	Monday, 23 February 2015	257.95		55 Units
CBA Equities Limited ACN 003 485 952	Monday, 23 February 2015	14.07		3 Units
CBA Equities Limited	Monday, 23 February	272.02		58 Units

ACN 003 485 952	2015			
CBA Equities Limited ACN 003 485 952	Monday, 23 February 2015	272.02		58 Units
CBA Equities Limited ACN 003 485 952	Monday, 23 February 2015	272.02		58 Units
CBA Equities Limited ACN 003 485 952	Monday, 23 February 2015	272.02		58 Units
CBA Equities Limited ACN 003 485 952	Monday, 23 February 2015	257.95		55 Units
CBA Equities Limited ACN 003 485 952	Monday, 23 February 2015	257.95		55 Units
CBA Equities Limited ACN 003 485 952	Monday, 23 February 2015	257.95		55 Units
CBA Equities Limited ACN 003 485 952	Monday, 23 February 2015	14.07		3 Units
CBA Equities Limited ACN 003 485 952	Monday, 23 February 2015	272.02		58 Units
CBA Equities Limited ACN 003 485 952	Monday, 23 February 2015	272.02		58 Units
CBA Equities Limited ACN 003 485 952	Monday, 23 February 2015	272.02		58 Units
CBA Equities Limited ACN 003 485 952	Monday, 23 February 2015	272.02		58 Units
CBA Equities Limited ACN 003 485 952	Monday, 23 February 2015	257.95		55 Units
CBA Equities Limited ACN 003 485 952	Monday, 23 February 2015	257.95		55 Units
CBA Equities Limited ACN 003 485 952	Monday, 23 February 2015	257.95		55 Units
CBA Equities Limited ACN 003 485 952	Monday, 23 February 2015	272.02		58 Units
CBA Equities Limited ACN 003 485 952	Monday, 23 February 2015	272.02		58 Units
CBA Equities Limited ACN 003 485 952	Monday, 23 February 2015	272.02		58 Units
CBA Equities Limited ACN 003 485 952	Monday, 23 February 2015	272.02		58 Units

CBA Equities Limited ACN 003 485 952	Monday, 23 February 2015	14.07		3 Units
CBA Equities Limited ACN 003 485 952	Monday, 23 February 2015	257.95		55 Units
CBA Equities Limited ACN 003 485 952	Monday, 23 February 2015	257.95		55 Units
CBA Equities Limited ACN 003 485 952	Monday, 23 February 2015	257.95		55 Units
CBA Equities Limited ACN 003 485 952	Monday, 23 February 2015	272.02		58 Units
CBA Equities Limited ACN 003 485 952	Monday, 23 February 2015	272.02		58 Units
CBA Equities Limited ACN 003 485 952	Monday, 23 February 2015	272.02		58 Units
CBA Equities Limited ACN 003 485 952	Monday, 23 February 2015	272.02		58 Units
CBA Equities Limited ACN 003 485 952	Monday, 23 February 2015	14.07		3 Units
CBA Equities Limited ACN 003 485 952	Monday, 23 February 2015	257.95		55 Units
CBA Equities Limited ACN 003 485 952	Monday, 23 February 2015	257.95		55 Units
CBA Equities Limited ACN 003 485 952	Monday, 23 February 2015	257.95		55 Units
CBA Equities Limited ACN 003 485 952	Monday, 23 February 2015	272.02		58 Units
CBA Equities Limited ACN 003 485 952	Monday, 23 February 2015	272.02		58 Units
CBA Equities Limited ACN 003 485 952	Monday, 23 February 2015	272.02		58 Units
CBA Equities Limited ACN 003 485 952	Monday, 23 February 2015	272.02		58 Units
CBA Equities Limited ACN 003 485 952	Monday, 23 February 2015	14.07		3 Units
CBA Equities Limited ACN 003 485 952	Monday, 23 February 2015	257.95		55 Units
CBA Equities Limited	Monday, 23 February	257.95		55 Units

ACN 003 485 952	2015			
CBA Equities Limited ACN 003 485 952	Monday, 23 February 2015	257.95		55 Units
CBA Equities Limited ACN 003 485 952	Monday, 23 February 2015	272.02		58 Units
CBA Equities Limited ACN 003 485 952	Monday, 23 February 2015	272.02		58 Units
CBA Equities Limited ACN 003 485 952	Monday, 23 February 2015	272.02		58 Units
CBA Equities Limited ACN 003 485 952	Monday, 23 February 2015	272.02		58 Units
CBA Equities Limited ACN 003 485 952	Monday, 23 February 2015	257.95		55 Units
CBA Equities Limited ACN 003 485 952	Monday, 23 February 2015	257.95		55 Units
CBA Equities Limited ACN 003 485 952	Monday, 23 February 2015	257.95		55 Units
CBA Equities Limited ACN 003 485 952	Monday, 23 February 2015	14.07		3 Units
CBA Equities Limited ACN 003 485 952	Monday, 23 February 2015	272.02		58 Units
CBA Equities Limited ACN 003 485 952	Monday, 23 February 2015	272.02		58 Units
CBA Equities Limited ACN 003 485 952	Monday, 23 February 2015	272.02		58 Units
CBA Equities Limited ACN 003 485 952	Monday, 23 February 2015	272.02		58 Units
CBA Equities Limited ACN 003 485 952	Monday, 23 February 2015	4.69		1 Units
CBA Equities Limited ACN 003 485 952	Monday, 23 February 2015	257.95		55 Units
CBA Equities Limited ACN 003 485 952	Monday, 23 February 2015	257.95		55 Units
CBA Equities Limited ACN 003 485 952	Monday, 23 February 2015	257.95		55 Units
CBA Equities Limited ACN 003 485 952	Monday, 23 February 2015	14.07		3 Units

CBA Equities Limited ACN 003 485 952	Monday, 23 February 2015	272.02		58 Units
CBA Equities Limited ACN 003 485 952	Monday, 23 February 2015	272.02		58 Units
CBA Equities Limited ACN 003 485 952	Monday, 23 February 2015	272.02		58 Units
CBA Equities Limited ACN 003 485 952	Monday, 23 February 2015	272.02		58 Units
CBA Equities Limited ACN 003 485 952	Monday, 23 February 2015	257.95		55 Units
CBA Equities Limited ACN 003 485 952	Monday, 23 February 2015	257.95		55 Units
CBA Equities Limited ACN 003 485 952	Monday, 23 February 2015	257.95		55 Units
CBA Equities Limited ACN 003 485 952	Monday, 23 February 2015	272.02		58 Units
CBA Equities Limited ACN 003 485 952	Monday, 23 February 2015	272.02		58 Units
CBA Equities Limited ACN 003 485 952	Monday, 23 February 2015	272.02		58 Units
CBA Equities Limited ACN 003 485 952	Monday, 23 February 2015	14.07		3 Units
CBA Equities Limited ACN 003 485 952	Monday, 23 February 2015	272.02		58 Units
CBA Equities Limited ACN 003 485 952	Monday, 23 February 2015	257.95		55 Units
CBA Equities Limited ACN 003 485 952	Monday, 23 February 2015	257.95		55 Units
CBA Equities Limited ACN 003 485 952	Monday, 23 February 2015	257.95		55 Units
CBA Equities Limited ACN 003 485 952	Monday, 23 February 2015	272.02		58 Units
CBA Equities Limited ACN 003 485 952	Monday, 23 February 2015	272.02		58 Units
CBA Equities Limited ACN 003 485 952	Monday, 23 February 2015	272.02		58 Units
CBA Equities Limited	Monday, 23 February	272.02		58 Units

ACN 003 485 952	2015			
CBA Equities Limited ACN 003 485 952	Monday, 23 February 2015	14.07		3 Units
CBA Equities Limited ACN 003 485 952	Monday, 23 February 2015	4.69		1 Units
CBA Equities Limited ACN 003 485 952	Monday, 23 February 2015	257.95		55 Units
CBA Equities Limited ACN 003 485 952	Monday, 23 February 2015	257.95		55 Units
CBA Equities Limited ACN 003 485 952	Monday, 23 February 2015	257.95		55 Units
CBA Equities Limited ACN 003 485 952	Monday, 23 February 2015	272.02		58 Units
CBA Equities Limited ACN 003 485 952	Monday, 23 February 2015	272.02		58 Units
CBA Equities Limited ACN 003 485 952	Monday, 23 February 2015	272.02		58 Units
CBA Equities Limited ACN 003 485 952	Monday, 23 February 2015	272.02		58 Units
CBA Equities Limited ACN 003 485 952	Monday, 23 February 2015	257.95		55 Units
CBA Equities Limited ACN 003 485 952	Monday, 23 February 2015	257.95		55 Units
CBA Equities Limited ACN 003 485 952	Monday, 23 February 2015	257.95		55 Units
CBA Equities Limited ACN 003 485 952	Monday, 23 February 2015	4.69		1 Units
CBA Equities Limited ACN 003 485 952	Monday, 23 February 2015	272.02		58 Units
CBA Equities Limited ACN 003 485 952	Monday, 23 February 2015	272.02		58 Units
CBA Equities Limited ACN 003 485 952	Monday, 23 February 2015	272.02		58 Units
CBA Equities Limited ACN 003 485 952	Monday, 23 February 2015	272.02		58 Units
CBA Equities Limited ACN 003 485 952	Monday, 23 February 2015	257.95		55 Units

CBA Equities Limited ACN 003 485 952	Monday, 23 February 2015	257.95		55 Units
CBA Equities Limited ACN 003 485 952	Monday, 23 February 2015	257.95		55 Units
CBA Equities Limited ACN 003 485 952	Monday, 23 February 2015	272.02		58 Units
CBA Equities Limited ACN 003 485 952	Monday, 23 February 2015	272.02		58 Units
CBA Equities Limited ACN 003 485 952	Monday, 23 February 2015	272.02		58 Units
CBA Equities Limited ACN 003 485 952	Monday, 23 February 2015	272.02		58 Units
CBA Equities Limited ACN 003 485 952	Monday, 23 February 2015	4.69		1 Units
CBA Equities Limited ACN 003 485 952	Monday, 23 February 2015	257.95		55 Units
CBA Equities Limited ACN 003 485 952	Monday, 23 February 2015	257.95		55 Units
CBA Equities Limited ACN 003 485 952	Monday, 23 February 2015	257.95		55 Units
CBA Equities Limited ACN 003 485 952	Monday, 23 February 2015	272.02		58 Units
CBA Equities Limited ACN 003 485 952	Monday, 23 February 2015	272.02		58 Units
CBA Equities Limited ACN 003 485 952	Monday, 23 February 2015	272.02		58 Units
CBA Equities Limited ACN 003 485 952	Monday, 23 February 2015	272.02		58 Units
CBA Equities Limited ACN 003 485 952	Monday, 23 February 2015	257.95		55 Units
CBA Equities Limited ACN 003 485 952	Monday, 23 February 2015	257.95		55 Units
CBA Equities Limited ACN 003 485 952	Monday, 23 February 2015	257.95		55 Units
CBA Equities Limited ACN 003 485 952	Monday, 23 February 2015	4.69		1 Units
CBA Equities Limited	Monday, 23 February	272.02		58 Units

ACN 003 485 952	2015			
CBA Equities Limited ACN 003 485 952	Monday, 23 February 2015	272.02		58 Units
CBA Equities Limited ACN 003 485 952	Monday, 2 March 2015	8,657.08		1,813 Units
CBA Equities Limited ACN 003 485 952	Monday, 2 March 2015	44,455.25		9,310 Units
CBA Equities Limited ACN 003 485 952	Wednesday, 25 February 2015	19,684,000.00		3,800,000 Units
CBA Equities Limited ACN 003 485 952	Wednesday, 25 February 2015	17,784,000.00		3,800,000 Units
CBA Equities Limited ACN 003 485 952	Tuesday, 11 November 2014	N/A		691,756 Units (borrowed from Barclays Capital Securities Ltd, see Annexure C)
CBA Equities Limited ACN 003 485 952	Thursday, 4 December 2014	N/A		482,000 Units (borrowed from Barclays Capital Securities Ltd, see Annexure C)
CBA Equities Limited ACN 003 485 952	Monday, 15 December 2014	N/A		649,476 Units (borrowed from Barclays Capital Securities Ltd, see Annexure C)
CBA Equities Limited ACN 003 485 952	Monday, 29 December 2014	N/A		2,407,682 Units (borrowed from Barclays Capital Securities Ltd, see Annexure C)
CBA Equities Limited ACN 003 485 952	Tuesday, 6 January 2015	N/A		4,577,500 Units (borrowed from Barclays Capital Securities Ltd, see Annexure C)
CBA Equities Limited ACN 003 485 952	Wednesday, 4 February 2015	N/A		284,621 Units (borrowed from Barclays Capital Securities Ltd, see Annexure C)
CBA Equities Limited ACN 003 485 952	Wednesday, 11 February 2015	N/A		137,162 Units (borrowed from Barclays Capital Securities Ltd, see Annexure C)
CBA Equities Limited ACN 003 485 952	Friday, 27 February 2015	N/A		299,150 Units (borrowed from Barclays Capital Securities Ltd, see Annexure C)

CBA Equities Limited ACN 003 485 952	Friday, 27 February 2015	N/A		120,850 Units (borrowed from Barclays Capital Securities Ltd, see Annexure C)
CBA Equities Limited ACN 003 485 952	Friday, 13 March 2015	N/A		980,000 Units (borrowed from Barclays Capital Securities Ltd, see Annexure C)
CBA Equities Limited ACN 003 485 952	Wednesday, 11 February 2015	111,729.87		23,823 Units
CBA Equities Limited ACN 003 485 952	Monday, 10 November 2014	9,733.37		2,323 Units
CBA Equities Limited ACN 003 485 952	Monday, 10 November 2014	9,756.60		2,323 Units
CBA Equities Limited ACN 003 485 952	Monday, 10 November 2014	9,733.37		2,323 Units
CBA Equities Limited ACN 003 485 952	Monday, 10 November 2014	519.56		124 Units
CBA Equities Limited ACN 003 485 952	Monday, 10 November 2014	9,213.81		2,199 Units
CBA Equities Limited ACN 003 485 952	Monday, 10 November 2014	9,733.37		2,323 Units
CBA Equities Limited ACN 003 485 952	Monday, 10 November 2014	3,871.56		924 Units
CBA Equities Limited ACN 003 485 952	Monday, 10 November 2014	5,847.82		1,399 Units
CBA Equities Limited ACN 003 485 952	Monday, 10 November 2014	9,710.14		2,323 Units
CBA Equities Limited ACN 003 485 952	Monday, 10 November 2014	9,733.37		2,323 Units
CBA Equities Limited ACN 003 485 952	Monday, 10 November 2014	9,733.37		2,323 Units
CBA Equities Limited ACN 003 485 952	Monday, 10 November 2014	9,733.37		2,323 Units
CBA Equities Limited ACN 003 485 952	Monday, 10 November 2014	9,710.14		2,323 Units
CBA Equities Limited ACN 003 485 952	Monday, 10 November 2014	35,567.62		8,509 Units

CBA Equities Limited ACN 003 485 952	Monday, 10 November 2014	53,328.44		12,758 Units
CBA Equities Limited ACN 003 485 952	Monday, 10 November 2014	14,241.26		3,407 Units
CBA Equities Limited ACN 003 485 952	Monday, 10 November 2014	1,362.68		326 Units
CBA Equities Limited ACN 003 485 952	Monday, 10 November 2014	9,686.91		2,323 Units
CBA Equities Limited ACN 003 485 952	Monday, 10 November 2014	9,686.91		2,323 Units
CBA Equities Limited ACN 003 485 952	Monday, 10 November 2014	9,686.91		2,323 Units
CBA Equities Limited ACN 003 485 952	Monday, 10 November 2014	9,710.14		2,323 Units
CBA Equities Limited ACN 003 485 952	Monday, 10 November 2014	9,710.14		2,323 Units
CBA Equities Limited ACN 003 485 952	Monday, 10 November 2014	9,779.83		2,323 Units
CBA Equities Limited ACN 003 485 952	Monday, 10 November 2014	9,756.60		2,323 Units
CBA Equities Limited ACN 003 485 952	Monday, 10 November 2014	9,756.60		2,323 Units
CBA Equities Limited ACN 003 485 952	Monday, 10 November 2014	105,375.00		25,000 Units
CBA Equities Limited ACN 003 485 952	Monday, 10 November 2014	105,375.00		25,000 Units
CBA Equities Limited ACN 003 485 952	Monday, 10 November 2014	9,779.83		2,323 Units
CBA Equities Limited ACN 003 485 952	Monday, 10 November 2014	9,779.83		2,323 Units
CBA Equities Limited ACN 003 485 952	Monday, 10 November 2014	9,779.83		2,323 Units
CBA Equities Limited ACN 003 485 952	Monday, 10 November 2014	9,756.60		2,323 Units
CBA Equities Limited ACN 003 485 952	Monday, 10 November 2014	9,756.60		2,323 Units
CBA Equities Limited	Monday, 10 November	3,238.20		771 Units

ACN 003 485 952	2014			
CBA Equities Limited ACN 003 485 952	Monday, 10 November 2014	6,518.40		1,552 Units
CBA Equities Limited ACN 003 485 952	Monday, 10 November 2014	6,705.58		1,589 Units
CBA Equities Limited ACN 003 485 952	Monday, 10 November 2014	8,440.00		2,000 Units
CBA Equities Limited ACN 003 485 952	Monday, 10 November 2014	73,048.20		17,310 Units
CBA Equities Limited ACN 003 485 952	Tuesday, 11 November 2014	7,072.32		1,668 Units
CBA Equities Limited ACN 003 485 952	Tuesday, 11 November 2014	5,041.36		1,189 Units
CBA Equities Limited ACN 003 485 952	Tuesday, 11 November 2014	7,581.12		1,788 Units
CBA Equities Limited ACN 003 485 952	Tuesday, 11 November 2014	9,803.06		2,323 Units
CBA Equities Limited ACN 003 485 952	Tuesday, 11 November 2014	9,803.06		2,323 Units
CBA Equities Limited ACN 003 485 952	Tuesday, 11 November 2014	9,803.06		2,323 Units
CBA Equities Limited ACN 003 485 952	Tuesday, 11 November 2014	9,803.06		2,323 Units
CBA Equities Limited ACN 003 485 952	Tuesday, 11 November 2014	9,849.52		2,323 Units
CBA Equities Limited ACN 003 485 952	Tuesday, 11 November 2014	9,872.75		2,323 Units
CBA Equities Limited ACN 003 485 952	Tuesday, 11 November 2014	3,344.75		787 Units
CBA Equities Limited ACN 003 485 952	Tuesday, 11 November 2014	6,528.00		1,536 Units
CBA Equities Limited ACN 003 485 952	Tuesday, 11 November 2014	9,872.75		2,323 Units
CBA Equities Limited ACN 003 485 952	Tuesday, 11 November 2014	9,872.75		2,323 Units
CBA Equities Limited ACN 003 485 952	Tuesday, 11 November 2014	9,872.75		2,323 Units

CBA Equities Limited ACN 003 485 952	Tuesday, 11 November 2014	9,872.75		2,323 Units
CBA Equities Limited ACN 003 485 952	Tuesday, 11 November 2014	9,895.98		2,323 Units
CBA Equities Limited ACN 003 485 952	Tuesday, 11 November 2014	9,895.98		2,323 Units
CBA Equities Limited ACN 003 485 952	Tuesday, 11 November 2014	9,895.98		2,323 Units
CBA Equities Limited ACN 003 485 952	Tuesday, 11 November 2014	9,895.98		2,323 Units
CBA Equities Limited ACN 003 485 952	Tuesday, 11 November 2014	9,872.75		2,323 Units
CBA Equities Limited ACN 003 485 952	Tuesday, 11 November 2014	9,872.75		2,323 Units
CBA Equities Limited ACN 003 485 952	Tuesday, 11 November 2014	9,872.75		2,323 Units
CBA Equities Limited ACN 003 485 952	Tuesday, 11 November 2014	19,103.75		4,495 Units
CBA Equities Limited ACN 003 485 952	Tuesday, 11 November 2014	399.50		94 Units
CBA Equities Limited ACN 003 485 952	Tuesday, 11 November 2014	4,250.00		1,000 Units
CBA Equities Limited ACN 003 485 952	Tuesday, 11 November 2014	4,250.00		1,000 Units
CBA Equities Limited ACN 003 485 952	Tuesday, 11 November 2014	505.75		119 Units
CBA Equities Limited ACN 003 485 952	Tuesday, 11 November 2014	85,969.00		20,228 Units
CBA Equities Limited ACN 003 485 952	Tuesday, 11 November 2014	1,007.25		237 Units
CBA Equities Limited ACN 003 485 952	Tuesday, 11 November 2014	535.50		126 Units
CBA Equities Limited ACN 003 485 952	Tuesday, 11 November 2014	137,657.50		32,390 Units
CBA Equities Limited ACN 003 485 952	Tuesday, 11 November 2014	69,691.50		16,398 Units
CBA Equities Limited	Tuesday, 11 November	15,555.00		3,660 Units

ACN 003 485 952	2014			
CBA Equities Limited ACN 003 485 952	Tuesday, 11 November 2014	33,800.25		7,953 Units
CBA Equities Limited ACN 003 485 952	Wednesday, 12 November 2014	19,737.00		4,644 Units
CBA Equities Limited ACN 003 485 952	Wednesday, 12 November 2014	17,619.36		4,136 Units
CBA Equities Limited ACN 003 485 952	Wednesday, 12 November 2014	2,164.08		508 Units
CBA Equities Limited ACN 003 485 952	Wednesday, 12 November 2014	19,783.44		4,644 Units
CBA Equities Limited ACN 003 485 952	Wednesday, 12 November 2014	16,277.50		3,830 Units
CBA Equities Limited ACN 003 485 952	Wednesday, 12 November 2014	3,459.50		814 Units
CBA Equities Limited ACN 003 485 952	Wednesday, 12 November 2014	19,737.00		4,644 Units
CBA Equities Limited ACN 003 485 952	Wednesday, 12 November 2014	19,737.00		4,644 Units
CBA Equities Limited ACN 003 485 952	Wednesday, 12 November 2014	19,690.56		4,644 Units
CBA Equities Limited ACN 003 485 952	Wednesday, 12 November 2014	1,119.36		264 Units
CBA Equities Limited ACN 003 485 952	Wednesday, 12 November 2014	4,100.08		967 Units
CBA Equities Limited ACN 003 485 952	Wednesday, 12 November 2014	992.16		234 Units
CBA Equities Limited ACN 003 485 952	Wednesday, 12 November 2014	173.84		41 Units
CBA Equities Limited ACN 003 485 952	Wednesday, 12 November 2014	13,305.12		3,138 Units
CBA Equities Limited ACN 003 485 952	Wednesday, 12 November 2014	19,690.56		4,644 Units
CBA Equities Limited ACN 003 485 952	Wednesday, 12 November 2014	19,644.12		4,644 Units
CBA Equities Limited ACN 003 485 952	Wednesday, 12 November 2014	1,869.66		442 Units

CBA Equities Limited ACN 003 485 952	Wednesday, 12 November 2014	554.13		131 Units
CBA Equities Limited ACN 003 485 952	Wednesday, 12 November 2014	2,622.60		620 Units
CBA Equities Limited ACN 003 485 952	Wednesday, 12 November 2014	2,148.84		508 Units
CBA Equities Limited ACN 003 485 952	Wednesday, 12 November 2014	3,202.11		757 Units
CBA Equities Limited ACN 003 485 952	Wednesday, 12 November 2014	9,246.78		2,186 Units
CBA Equities Limited ACN 003 485 952	Wednesday, 12 November 2014	118.44		28 Units
CBA Equities Limited ACN 003 485 952	Wednesday, 12 November 2014	122.67		29 Units
CBA Equities Limited ACN 003 485 952	Wednesday, 12 November 2014	571.05		135 Units
CBA Equities Limited ACN 003 485 952	Wednesday, 12 November 2014	613.35		145 Units
CBA Equities Limited ACN 003 485 952	Wednesday, 12 November 2014	4,213.08		996 Units
CBA Equities Limited ACN 003 485 952	Wednesday, 12 November 2014	791.01		187 Units
CBA Equities Limited ACN 003 485 952	Wednesday, 12 November 2014	575.28		136 Units
CBA Equities Limited ACN 003 485 952	Wednesday, 12 November 2014	50.76		12 Units
CBA Equities Limited ACN 003 485 952	Wednesday, 12 November 2014	109.98		26 Units
CBA Equities Limited ACN 003 485 952	Wednesday, 12 November 2014	2,233.44		528 Units
CBA Equities Limited ACN 003 485 952	Wednesday, 12 November 2014	1,222.47		289 Units
CBA Equities Limited ACN 003 485 952	Wednesday, 12 November 2014	8.46		2 Units
CBA Equities Limited ACN 003 485 952	Wednesday, 12 November 2014	1,010.97		239 Units
CBA Equities Limited	Wednesday, 12	1,645.47		389 Units

ACN 003 485 952	November 2014			
CBA Equities Limited ACN 003 485 952	Wednesday, 12 November 2014	829.08		196 Units
CBA Equities Limited ACN 003 485 952	Wednesday, 12 November 2014	2,842.56		672 Units
CBA Equities Limited ACN 003 485 952	Wednesday, 12 November 2014	2,686.05		635 Units
CBA Equities Limited ACN 003 485 952	Wednesday, 12 November 2014	646.00		152 Units
CBA Equities Limited ACN 003 485 952	Wednesday, 12 November 2014	104,554.25		24,601 Units
CBA Equities Limited ACN 003 485 952	Wednesday, 12 November 2014	1,428.00		336 Units
CBA Equities Limited ACN 003 485 952	Wednesday, 12 November 2014	44,501.75		10,471 Units
CBA Equities Limited ACN 003 485 952	Thursday, 13 November 2014	19,597.68		4,644 Units
CBA Equities Limited ACN 003 485 952	Thursday, 13 November 2014	4,962.72		1,176 Units
CBA Equities Limited ACN 003 485 952	Thursday, 13 November 2014	19,504.80		4,644 Units
CBA Equities Limited ACN 003 485 952	Thursday, 13 November 2014	19,551.24		4,644 Units
CBA Equities Limited ACN 003 485 952	Thursday, 13 November 2014	19,551.24		4,644 Units
CBA Equities Limited ACN 003 485 952	Thursday, 13 November 2014	12.63		3 Units
CBA Equities Limited ACN 003 485 952	Thursday, 13 November 2014	13,692.51		3,237 Units
CBA Equities Limited ACN 003 485 952	Thursday, 13 November 2014	5,951.61		1,407 Units
CBA Equities Limited ACN 003 485 952	Thursday, 13 November 2014	19,597.68		4,644 Units
CBA Equities Limited ACN 003 485 952	Thursday, 13 November 2014	19,597.68		4,644 Units
CBA Equities Limited ACN 003 485 952	Thursday, 13 November 2014	19,597.68		4,644 Units

CBA Equities Limited ACN 003 485 952	Thursday, 13 November 2014	19,644.12		4,644 Units
CBA Equities Limited ACN 003 485 952	Thursday, 13 November 2014	19,597.68		4,644 Units
CBA Equities Limited ACN 003 485 952	Thursday, 13 November 2014	19,597.68		4,644 Units
CBA Equities Limited ACN 003 485 952	Thursday, 13 November 2014	19,597.68		4,644 Units
CBA Equities Limited ACN 003 485 952	Thursday, 13 November 2014	19,551.24		4,644 Units
CBA Equities Limited ACN 003 485 952	Thursday, 13 November 2014	19,504.80		4,644 Units
CBA Equities Limited ACN 003 485 952	Thursday, 13 November 2014	19,551.24		4,644 Units
CBA Equities Limited ACN 003 485 952	Thursday, 13 November 2014	6,117.13		1,453 Units
CBA Equities Limited ACN 003 485 952	Thursday, 13 November 2014	13,434.11		3,191 Units
CBA Equities Limited ACN 003 485 952	Thursday, 13 November 2014	19,551.24		4,644 Units
CBA Equities Limited ACN 003 485 952	Thursday, 13 November 2014	157,957.80		37,609 Units
CBA Equities Limited ACN 003 485 952	Friday, 14 November 2014	19,597.68		4,644 Units
CBA Equities Limited ACN 003 485 952	Friday, 14 November 2014	14,991.81		3,561 Units
CBA Equities Limited ACN 003 485 952	Friday, 14 November 2014	8.42		2 Units
CBA Equities Limited ACN 003 485 952	Friday, 14 November 2014	4.21		1 Units
CBA Equities Limited ACN 003 485 952	Friday, 14 November 2014	101.04		24 Units
CBA Equities Limited ACN 003 485 952	Friday, 14 November 2014	4,445.76		1,056 Units
CBA Equities Limited ACN 003 485 952	Friday, 14 November 2014	63.22		15 Units
CBA Equities Limited	Friday, 14 November	71.66		17 Units

ACN 003 485 952	2014			
CBA Equities Limited ACN 003 485 952	Friday, 14 November 2014	63.22		15 Units
CBA Equities Limited ACN 003 485 952	Friday, 14 November 2014	32,767.41		7,774 Units
CBA Equities Limited ACN 003 485 952	Friday, 14 November 2014	1,589.05		377 Units
CBA Equities Limited ACN 003 485 952	Friday, 14 November 2014	50.58		12 Units
CBA Equities Limited ACN 003 485 952	Friday, 14 November 2014	843.00		200 Units
CBA Equities Limited ACN 003 485 952	Friday, 14 November 2014	3,481.59		826 Units
CBA Equities Limited ACN 003 485 952	Friday, 14 November 2014	21.07		5 Units
CBA Equities Limited ACN 003 485 952	Friday, 14 November 2014	16.86		4 Units
CBA Equities Limited ACN 003 485 952	Friday, 14 November 2014	33.72		8 Units
CBA Equities Limited ACN 003 485 952	Friday, 14 November 2014	3,148.61		747 Units
CBA Equities Limited ACN 003 485 952	Friday, 14 November 2014	11,678.54		2,774 Units
CBA Equities Limited ACN 003 485 952	Friday, 14 November 2014	7,872.70		1,870 Units
CBA Equities Limited ACN 003 485 952	Friday, 14 November 2014	1,136.70		270 Units
CBA Equities Limited ACN 003 485 952	Friday, 14 November 2014	4.21		1 Units
CBA Equities Limited ACN 003 485 952	Friday, 14 November 2014	7,931.64		1,884 Units
CBA Equities Limited ACN 003 485 952	Friday, 14 November 2014	2,159.73		513 Units
CBA Equities Limited ACN 003 485 952	Friday, 14 November 2014	67.36		16 Units
CBA Equities Limited ACN 003 485 952	Friday, 14 November 2014	4.21		1 Units

CBA Equities Limited ACN 003 485 952	Friday, 14 November 2014	4.21		1 Units
CBA Equities Limited ACN 003 485 952	Friday, 14 November 2014	30,791.94		7,314 Units
CBA Equities Limited ACN 003 485 952	Friday, 14 November 2014	3,456.41		821 Units
CBA Equities Limited ACN 003 485 952	Friday, 14 November 2014	2,163.94		514 Units
CBA Equities Limited ACN 003 485 952	Friday, 14 November 2014	4.21		1 Units
CBA Equities Limited ACN 003 485 952	Friday, 14 November 2014	33,132.70		7,870 Units
CBA Equities Limited ACN 003 485 952	Friday, 14 November 2014	4.21		1 Units
CBA Equities Limited ACN 003 485 952	Friday, 14 November 2014	4.21		1 Units
CBA Equities Limited ACN 003 485 952	Friday, 14 November 2014	79.99		19 Units
CBA Equities Limited ACN 003 485 952	Friday, 14 November 2014	3,254.33		773 Units
CBA Equities Limited ACN 003 485 952	Friday, 14 November 2014	19,551.24		4,644 Units
CBA Equities Limited ACN 003 485 952	Friday, 14 November 2014	19,551.24		4,644 Units
CBA Equities Limited ACN 003 485 952	Friday, 14 November 2014	19,551.24		4,644 Units
CBA Equities Limited ACN 003 485 952	Friday, 14 November 2014	7,081.22		1,682 Units
CBA Equities Limited ACN 003 485 952	Friday, 14 November 2014	673.60		160 Units
CBA Equities Limited ACN 003 485 952	Friday, 14 November 2014	11,796.42		2,802 Units
CBA Equities Limited ACN 003 485 952	Friday, 14 November 2014	16,932.62		4,022 Units
CBA Equities Limited ACN 003 485 952	Friday, 14 November 2014	2,618.62		622 Units
CBA Equities Limited	Friday, 14 November	19,551.24		4,644 Units

ACN 003 485 952	2014			
CBA Equities Limited ACN 003 485 952	Friday, 14 November 2014	19,551.24		4,644 Units
CBA Equities Limited ACN 003 485 952	Friday, 14 November 2014	19,551.24		4,644 Units
CBA Equities Limited ACN 003 485 952	Friday, 14 November 2014	19,551.24		4,644 Units
CBA Equities Limited ACN 003 485 952	Friday, 14 November 2014	3,406.20		811 Units
CBA Equities Limited ACN 003 485 952	Friday, 14 November 2014	1,096.20		261 Units
CBA Equities Limited ACN 003 485 952	Friday, 14 November 2014	8.40		2 Units
CBA Equities Limited ACN 003 485 952	Friday, 14 November 2014	554.40		132 Units
CBA Equities Limited ACN 003 485 952	Friday, 14 November 2014	184.80		44 Units
CBA Equities Limited ACN 003 485 952	Friday, 14 November 2014	3,452.40		822 Units
CBA Equities Limited ACN 003 485 952	Friday, 14 November 2014	1,024.80		244 Units
CBA Equities Limited ACN 003 485 952	Friday, 14 November 2014	67.20		16 Units
CBA Equities Limited ACN 003 485 952	Friday, 14 November 2014	378.00		90 Units
CBA Equities Limited ACN 003 485 952	Friday, 14 November 2014	1,108.80		264 Units
CBA Equities Limited ACN 003 485 952	Friday, 14 November 2014	466.20		111 Units
CBA Equities Limited ACN 003 485 952	Friday, 14 November 2014	16.80		4 Units
CBA Equities Limited ACN 003 485 952	Friday, 14 November 2014	2,641.80		629 Units
CBA Equities Limited ACN 003 485 952	Friday, 14 November 2014	264.60		63 Units
CBA Equities Limited ACN 003 485 952	Friday, 14 November 2014	8.40		2 Units

CBA Equities Limited ACN 003 485 952	Friday, 14 November 2014	571.20		136 Units
CBA Equities Limited ACN 003 485 952	Friday, 14 November 2014	3,460.80		824 Units
CBA Equities Limited ACN 003 485 952	Friday, 14 November 2014	67.20		16 Units
CBA Equities Limited ACN 003 485 952	Friday, 14 November 2014	23,221.80		5,529 Units
CBA Equities Limited ACN 003 485 952	Friday, 14 November 2014	19,504.80		4,644 Units
CBA Equities Limited ACN 003 485 952	Friday, 14 November 2014	5,040.00		1,200 Units
CBA Equities Limited ACN 003 485 952	Friday, 14 November 2014	1,965.60		468 Units
CBA Equities Limited ACN 003 485 952	Friday, 14 November 2014	739.20		176 Units
CBA Equities Limited ACN 003 485 952	Friday, 14 November 2014	1,449.00		345 Units
CBA Equities Limited ACN 003 485 952	Friday, 14 November 2014	529.20		126 Units
CBA Equities Limited ACN 003 485 952	Friday, 14 November 2014	9,781.80		2,329 Units
CBA Equities Limited ACN 003 485 952	Friday, 14 November 2014	4,347.00		1,035 Units
CBA Equities Limited ACN 003 485 952	Friday, 14 November 2014	1,348.20		321 Units
CBA Equities Limited ACN 003 485 952	Friday, 14 November 2014	43,295.27		10,333 Units
CBA Equities Limited ACN 003 485 952	Monday, 17 November 2014	4,986.74		1,193 Units
CBA Equities Limited ACN 003 485 952	Monday, 17 November 2014	19,361.31		4,643 Units
CBA Equities Limited ACN 003 485 952	Monday, 17 November 2014	19,222.02		4,643 Units
CBA Equities Limited ACN 003 485 952	Monday, 17 November 2014	8,722.98		2,107 Units
CBA Equities Limited	Tuesday, 18 November	103,184.64		24,804 Units

ACN 003 485 952	2014			
CBA Equities Limited ACN 003 485 952	Wednesday, 19 November 2014	19,272.60		4,644 Units
CBA Equities Limited ACN 003 485 952	Wednesday, 19 November 2014	19,179.72		4,644 Units
CBA Equities Limited ACN 003 485 952	Wednesday, 19 November 2014	18,816.28		4,556 Units
CBA Equities Limited ACN 003 485 952	Wednesday, 19 November 2014	366.96		88 Units
CBA Equities Limited ACN 003 485 952	Wednesday, 19 November 2014	19,319.04		4,644 Units
CBA Equities Limited ACN 003 485 952	Wednesday, 19 November 2014	19,272.60		4,644 Units
CBA Equities Limited ACN 003 485 952	Wednesday, 19 November 2014	19,272.60		4,644 Units
CBA Equities Limited ACN 003 485 952	Wednesday, 19 November 2014	29,588.58		7,147 Units
CBA Equities Limited ACN 003 485 952	Thursday, 20 November 2014	4,989.04		1,208 Units
CBA Equities Limited ACN 003 485 952	Thursday, 20 November 2014	19,222.02		4,643 Units
CBA Equities Limited ACN 003 485 952	Thursday, 20 November 2014	19,082.73		4,643 Units
CBA Equities Limited ACN 003 485 952	Friday, 21 November 2014	19,078.62		4,642 Units
CBA Equities Limited ACN 003 485 952	Monday, 24 November 2014	18,981.69		4,641 Units
CBA Equities Limited ACN 003 485 952	Monday, 24 November 2014	2,970.24		728 Units
CBA Equities Limited ACN 003 485 952	Monday, 24 November 2014	19,120.92		4,641 Units
CBA Equities Limited ACN 003 485 952	Monday, 24 November 2014	13,180.77		3,207 Units
CBA Equities Limited ACN 003 485 952	Monday, 24 November 2014	5,893.74		1,434 Units
CBA Equities Limited ACN 003 485 952	Monday, 24 November 2014	19,120.92		4,641 Units

CBA Equities Limited ACN 003 485 952	Monday, 24 November 2014	19,167.33		4,641 Units
CBA Equities Limited ACN 003 485 952	Monday, 24 November 2014	19,167.33		4,641 Units
CBA Equities Limited ACN 003 485 952	Monday, 24 November 2014	19,167.33		4,641 Units
CBA Equities Limited ACN 003 485 952	Monday, 24 November 2014	19,213.74		4,641 Units
CBA Equities Limited ACN 003 485 952	Monday, 24 November 2014	19,167.33		4,641 Units
CBA Equities Limited ACN 003 485 952	Monday, 24 November 2014	19,167.33		4,641 Units
CBA Equities Limited ACN 003 485 952	Monday, 24 November 2014	16,809.10		4,070 Units
CBA Equities Limited ACN 003 485 952	Monday, 24 November 2014	2,358.23		571 Units
CBA Equities Limited ACN 003 485 952	Monday, 24 November 2014	19,167.33		4,641 Units
CBA Equities Limited ACN 003 485 952	Monday, 24 November 2014	19,167.33		4,641 Units
CBA Equities Limited ACN 003 485 952	Monday, 24 November 2014	19,167.33		4,641 Units
CBA Equities Limited ACN 003 485 952	Monday, 24 November 2014	19,120.92		4,641 Units
CBA Equities Limited ACN 003 485 952	Monday, 24 November 2014	48,036.42		11,603 Units
CBA Equities Limited ACN 003 485 952	Tuesday, 25 November 2014	2,926.32		712 Units
CBA Equities Limited ACN 003 485 952	Tuesday, 25 November 2014	2,116.65		515 Units
CBA Equities Limited ACN 003 485 952	Tuesday, 25 November 2014	19,074.51		4,641 Units
CBA Equities Limited ACN 003 485 952	Tuesday, 25 November 2014	20,610.70		5,027 Units
CBA Equities Limited ACN 003 485 952	Wednesday, 26 November 2014	10,024.29		2,439 Units
CBA Equities Limited	Wednesday, 26	19,411.92		4,644 Units

ACN 003 485 952	November 2014			
CBA Equities Limited ACN 003 485 952	Wednesday, 26 November 2014	3,377.44		808 Units
CBA Equities Limited ACN 003 485 952	Wednesday, 26 November 2014	16,034.48		3,836 Units
CBA Equities Limited ACN 003 485 952	Wednesday, 26 November 2014	19,411.92		4,644 Units
CBA Equities Limited ACN 003 485 952	Wednesday, 26 November 2014	890.34		213 Units
CBA Equities Limited ACN 003 485 952	Wednesday, 26 November 2014	3,260.40		780 Units
CBA Equities Limited ACN 003 485 952	Wednesday, 26 November 2014	15,261.18		3,651 Units
CBA Equities Limited ACN 003 485 952	Wednesday, 26 November 2014	15,953.60		3,835 Units
CBA Equities Limited ACN 003 485 952	Wednesday, 26 November 2014	3,365.44		809 Units
CBA Equities Limited ACN 003 485 952	Wednesday, 26 November 2014	19,458.36		4,644 Units
CBA Equities Limited ACN 003 485 952	Wednesday, 26 November 2014	16,715.82		3,999 Units
CBA Equities Limited ACN 003 485 952	Wednesday, 26 November 2014	1,191.30		285 Units
CBA Equities Limited ACN 003 485 952	Wednesday, 26 November 2014	1,504.80		360 Units
CBA Equities Limited ACN 003 485 952	Wednesday, 26 November 2014	19,411.92		4,644 Units
CBA Equities Limited ACN 003 485 952	Wednesday, 26 November 2014	19,411.92		4,644 Units
CBA Equities Limited ACN 003 485 952	Wednesday, 26 November 2014	530.86		127 Units
CBA Equities Limited ACN 003 485 952	Wednesday, 26 November 2014	18,881.06		4,517 Units
CBA Equities Limited ACN 003 485 952	Wednesday, 26 November 2014	19,411.92		4,644 Units
CBA Equities Limited ACN 003 485 952	Wednesday, 26 November 2014	19,365.48		4,644 Units

CBA Equities Limited ACN 003 485 952	Wednesday, 26 November 2014	19,272.60		4,644 Units
CBA Equities Limited ACN 003 485 952	Wednesday, 26 November 2014	19,319.04		4,644 Units
CBA Equities Limited ACN 003 485 952	Wednesday, 26 November 2014	19,365.48		4,644 Units
CBA Equities Limited ACN 003 485 952	Wednesday, 26 November 2014	19,365.48		4,644 Units
CBA Equities Limited ACN 003 485 952	Wednesday, 26 November 2014	19,365.48		4,644 Units
CBA Equities Limited ACN 003 485 952	Wednesday, 26 November 2014	1,539.20		370 Units
CBA Equities Limited ACN 003 485 952	Wednesday, 26 November 2014	40,002.56		9,616 Units
CBA Equities Limited ACN 003 485 952	Thursday, 27 November 2014	10,000.64		2,404 Units
CBA Equities Limited ACN 003 485 952	Thursday, 27 November 2014	19,314.88		4,643 Units
CBA Equities Limited ACN 003 485 952	Thursday, 27 November 2014	6,739.20		1,620 Units
CBA Equities Limited ACN 003 485 952	Thursday, 27 November 2014	12,575.68		3,023 Units
CBA Equities Limited ACN 003 485 952	Thursday, 27 November 2014	19,361.31		4,643 Units
CBA Equities Limited ACN 003 485 952	Thursday, 27 November 2014	17,876.79		4,287 Units
CBA Equities Limited ACN 003 485 952	Thursday, 27 November 2014	1,484.52		356 Units
CBA Equities Limited ACN 003 485 952	Thursday, 27 November 2014	19,361.31		4,643 Units
CBA Equities Limited ACN 003 485 952	Thursday, 27 November 2014	19,314.88		4,643 Units
CBA Equities Limited ACN 003 485 952	Thursday, 27 November 2014	19,314.88		4,643 Units
CBA Equities Limited ACN 003 485 952	Thursday, 27 November 2014	19,314.88		4,643 Units
CBA Equities Limited	Thursday, 27 November	10,483.20		2,520 Units

ACN 003 485 952	2014			
CBA Equities Limited ACN 003 485 952	Thursday, 27 November 2014	8,810.45		2,123 Units
CBA Equities Limited ACN 003 485 952	Thursday, 27 November 2014	19,268.45		4,643 Units
CBA Equities Limited ACN 003 485 952	Thursday, 27 November 2014	1,423.45		343 Units
CBA Equities Limited ACN 003 485 952	Thursday, 27 November 2014	2,643.55		637 Units
CBA Equities Limited ACN 003 485 952	Thursday, 27 November 2014	2,743.15		661 Units
CBA Equities Limited ACN 003 485 952	Thursday, 27 November 2014	12,458.30		3,002 Units
CBA Equities Limited ACN 003 485 952	Thursday, 27 November 2014	35,092.40		8,456 Units
CBA Equities Limited ACN 003 485 952	Thursday, 27 November 2014	20,003.00		4,820 Units
CBA Equities Limited ACN 003 485 952	Thursday, 27 November 2014	9,997.35		2,409 Units
CBA Equities Limited ACN 003 485 952	Friday, 28 November 2014	15,285.20		3,710 Units
CBA Equities Limited ACN 003 485 952	Friday, 28 November 2014	797.09		193 Units
CBA Equities Limited ACN 003 485 952	Friday, 28 November 2014	94.99		23 Units
CBA Equities Limited ACN 003 485 952	Friday, 28 November 2014	2,961.21		717 Units
CBA Equities Limited ACN 003 485 952	Friday, 28 November 2014	923.22		223 Units
CBA Equities Limited ACN 003 485 952	Friday, 28 November 2014	1,680.84		406 Units
CBA Equities Limited ACN 003 485 952	Friday, 28 November 2014	554.76		134 Units
CBA Equities Limited ACN 003 485 952	Friday, 28 November 2014	1,858.86		449 Units
CBA Equities Limited ACN 003 485 952	Friday, 28 November 2014	546.48		132 Units

CBA Equities Limited ACN 003 485 952	Friday, 28 November 2014	1,515.24		366 Units
CBA Equities Limited ACN 003 485 952	Friday, 28 November 2014	3,167.10		765 Units
CBA Equities Limited ACN 003 485 952	Friday, 28 November 2014	6,334.20		1,530 Units
CBA Equities Limited ACN 003 485 952	Friday, 28 November 2014	5,808.42		1,403 Units
CBA Equities Limited ACN 003 485 952	Friday, 28 November 2014	16,054.92		3,878 Units
CBA Equities Limited ACN 003 485 952	Friday, 28 November 2014	19,222.02		4,643 Units
CBA Equities Limited ACN 003 485 952	Friday, 28 November 2014	19,129.16		4,643 Units
CBA Equities Limited ACN 003 485 952	Friday, 28 November 2014	19,129.16		4,643 Units
CBA Equities Limited ACN 003 485 952	Tuesday, 2 December 2014	19,542.82		4,642 Units
CBA Equities Limited ACN 003 485 952	Tuesday, 2 December 2014	19,542.82		4,642 Units
CBA Equities Limited ACN 003 485 952	Tuesday, 2 December 2014	19,542.82		4,642 Units
CBA Equities Limited ACN 003 485 952	Tuesday, 2 December 2014	5,759.28		1,368 Units
CBA Equities Limited ACN 003 485 952	Tuesday, 2 December 2014	11,105.98		2,638 Units
CBA Equities Limited ACN 003 485 952	Tuesday, 2 December 2014	2,677.56		636 Units
CBA Equities Limited ACN 003 485 952	Tuesday, 2 December 2014	19,496.40		4,642 Units
CBA Equities Limited ACN 003 485 952	Tuesday, 2 December 2014	19,496.40		4,642 Units
CBA Equities Limited ACN 003 485 952	Tuesday, 2 December 2014	19,496.40		4,642 Units
CBA Equities Limited ACN 003 485 952	Tuesday, 2 December 2014	19,496.40		4,642 Units
CBA Equities Limited	Tuesday, 2 December	19,496.40		4,642 Units

ACN 003 485 952	2014			
CBA Equities Limited ACN 003 485 952	Tuesday, 2 December 2014	991.20		236 Units
CBA Equities Limited ACN 003 485 952	Tuesday, 2 December 2014	18,505.20		4,406 Units
CBA Equities Limited ACN 003 485 952	Tuesday, 2 December 2014	2,415.00		575 Units
CBA Equities Limited ACN 003 485 952	Tuesday, 2 December 2014	16,497.60		3,928 Units
CBA Equities Limited ACN 003 485 952	Tuesday, 2 December 2014	583.80		139 Units
CBA Equities Limited ACN 003 485 952	Tuesday, 2 December 2014	20,090.12		4,772 Units
CBA Equities Limited ACN 003 485 952	Wednesday, 3 December 2014	2,233.44		528 Units
CBA Equities Limited ACN 003 485 952	Wednesday, 3 December 2014	6,273.09		1,483 Units
CBA Equities Limited ACN 003 485 952	Wednesday, 3 December 2014	558.36		132 Units
CBA Equities Limited ACN 003 485 952	Wednesday, 3 December 2014	139.59		33 Units
CBA Equities Limited ACN 003 485 952	Wednesday, 3 December 2014	1,116.72		264 Units
CBA Equities Limited ACN 003 485 952	Wednesday, 3 December 2014	279.18		66 Units
CBA Equities Limited ACN 003 485 952	Wednesday, 3 December 2014	33.84		8 Units
CBA Equities Limited ACN 003 485 952	Wednesday, 3 December 2014	8.46		2 Units
CBA Equities Limited ACN 003 485 952	Wednesday, 3 December 2014	71.91		17 Units
CBA Equities Limited ACN 003 485 952	Wednesday, 3 December 2014	4.23		1 Units
CBA Equities Limited ACN 003 485 952	Wednesday, 3 December 2014	16.92		4 Units
CBA Equities Limited ACN 003 485 952	Wednesday, 3 December 2014	4.23		1 Units

CBA Equities Limited ACN 003 485 952	Wednesday, 3 December 2014	890.40		212 Units
CBA Equities Limited ACN 003 485 952	Wednesday, 3 December 2014	7,938.00		1,890 Units
CBA Equities Limited ACN 003 485 952	Wednesday, 3 December 2014	71.40		17 Units
CBA Equities Limited ACN 003 485 952	Wednesday, 3 December 2014	71.40		17 Units
CBA Equities Limited ACN 003 485 952	Wednesday, 3 December 2014	1,705.20		406 Units
CBA Equities Limited ACN 003 485 952	Wednesday, 3 December 2014	17,644.20		4,201 Units
CBA Equities Limited ACN 003 485 952	Wednesday, 3 December 2014	19,492.20		4,641 Units
CBA Equities Limited ACN 003 485 952	Wednesday, 3 December 2014	10,177.51		2,429 Units
CBA Equities Limited ACN 003 485 952	Wednesday, 3 December 2014	2,514.00		600 Units
CBA Equities Limited ACN 003 485 952	Wednesday, 3 December 2014	19,445.79		4,641 Units
CBA Equities Limited ACN 003 485 952	Wednesday, 3 December 2014	6,754.28		1,612 Units
CBA Equities Limited ACN 003 485 952	Wednesday, 3 December 2014	19,492.20		4,641 Units
CBA Equities Limited ACN 003 485 952	Wednesday, 3 December 2014	19,445.79		4,641 Units
CBA Equities Limited ACN 003 485 952	Wednesday, 3 December 2014	19,445.79		4,641 Units
CBA Equities Limited ACN 003 485 952	Wednesday, 3 December 2014	16,966.62		4,059 Units
CBA Equities Limited ACN 003 485 952	Wednesday, 3 December 2014	2,432.76		582 Units
CBA Equities Limited ACN 003 485 952	Wednesday, 3 December 2014	12,380.73		2,969 Units
CBA Equities Limited ACN 003 485 952	Wednesday, 3 December 2014	3,215.07		771 Units
CBA Equities Limited	Wednesday, 3	3,775.19		901 Units

ACN 003 485 952	December 2014			
CBA Equities Limited ACN 003 485 952	Wednesday, 3 December 2014	19,445.79		4,641 Units
CBA Equities Limited ACN 003 485 952	Wednesday, 3 December 2014	19,399.38		4,641 Units
CBA Equities Limited ACN 003 485 952	Wednesday, 3 December 2014	17,994.90		4,305 Units
CBA Equities Limited ACN 003 485 952	Wednesday, 3 December 2014	1,404.48		336 Units
CBA Equities Limited ACN 003 485 952	Wednesday, 3 December 2014	32,953.20		7,846 Units
CBA Equities Limited ACN 003 485 952	Wednesday, 3 December 2014	20,046.60		4,773 Units
CBA Equities Limited ACN 003 485 952	Thursday, 4 December 2014	10,000.20		2,381 Units
CBA Equities Limited ACN 003 485 952	Thursday, 4 December 2014	19,538.61		4,641 Units
CBA Equities Limited ACN 003 485 952	Thursday, 4 December 2014	16,609.92		3,936 Units
CBA Equities Limited ACN 003 485 952	Thursday, 4 December 2014	2,975.10		705 Units
CBA Equities Limited ACN 003 485 952	Thursday, 4 December 2014	2,954.00		700 Units
CBA Equities Limited ACN 003 485 952	Thursday, 4 December 2014	16,631.02		3,941 Units
CBA Equities Limited ACN 003 485 952	Thursday, 4 December 2014	19,585.02		4,641 Units
CBA Equities Limited ACN 003 485 952	Thursday, 4 December 2014	6,152.76		1,458 Units
CBA Equities Limited ACN 003 485 952	Thursday, 4 December 2014	4,642.00		1,100 Units
CBA Equities Limited ACN 003 485 952	Thursday, 4 December 2014	8,790.26		2,083 Units
CBA Equities Limited ACN 003 485 952	Thursday, 4 December 2014	19,585.02		4,641 Units
CBA Equities Limited ACN 003 485 952	Thursday, 4 December 2014	19,492.20		4,641 Units

CBA Equities Limited ACN 003 485 952	Thursday, 4 December 2014	19,492.20		4,641 Units
CBA Equities Limited ACN 003 485 952	Thursday, 4 December 2014	1,650.86		394 Units
CBA Equities Limited ACN 003 485 952	Thursday, 4 December 2014	17,794.93		4,247 Units
CBA Equities Limited ACN 003 485 952	Thursday, 4 December 2014	19,445.79		4,641 Units
CBA Equities Limited ACN 003 485 952	Thursday, 4 December 2014	19,445.79		4,641 Units
CBA Equities Limited ACN 003 485 952	Thursday, 4 December 2014	19,445.79		4,641 Units
CBA Equities Limited ACN 003 485 952	Thursday, 4 December 2014	19,655.29		4,691 Units
CBA Equities Limited ACN 003 485 952	Thursday, 4 December 2014	48,612.38		11,602 Units
CBA Equities Limited ACN 003 485 952	Thursday, 4 December 2014	39,905.56		9,524 Units
CBA Equities Limited ACN 003 485 952	Friday, 5 December 2014	858.95		205 Units
CBA Equities Limited ACN 003 485 952	Friday, 5 December 2014	15,942.95		3,805 Units
CBA Equities Limited ACN 003 485 952	Friday, 5 December 2014	1,307.28		312 Units
CBA Equities Limited ACN 003 485 952	Friday, 5 December 2014	1,889.69		451 Units
CBA Equities Limited ACN 003 485 952	Friday, 5 December 2014	5,199.04		1,232 Units
CBA Equities Limited ACN 003 485 952	Friday, 5 December 2014	14,381.76		3,408 Units
CBA Equities Limited ACN 003 485 952	Friday, 5 December 2014	1,149.33		273 Units
CBA Equities Limited ACN 003 485 952	Friday, 5 December 2014	9,746.15		2,315 Units
CBA Equities Limited ACN 003 485 952	Friday, 5 December 2014	1,263.00		300 Units
CBA Equities Limited	Friday, 5 December	1,263.00		300 Units

ACN 003 485 952	2014			
CBA Equities Limited ACN 003 485 952	Friday, 5 December 2014	1,263.00		300 Units
CBA Equities Limited ACN 003 485 952	Friday, 5 December 2014	109.46		26 Units
CBA Equities Limited ACN 003 485 952	Friday, 5 December 2014	1,263.00		300 Units
CBA Equities Limited ACN 003 485 952	Friday, 5 December 2014	1,052.50		250 Units
CBA Equities Limited ACN 003 485 952	Friday, 5 December 2014	2,424.96		576 Units
CBA Equities Limited ACN 003 485 952	Friday, 5 December 2014	19,534.40		4,640 Units
CBA Equities Limited ACN 003 485 952	Friday, 5 December 2014	19,488.00		4,640 Units
CBA Equities Limited ACN 003 485 952	Friday, 5 December 2014	19,441.60		4,640 Units
CBA Equities Limited ACN 003 485 952	Friday, 5 December 2014	19,047.00		4,535 Units
CBA Equities Limited ACN 003 485 952	Friday, 5 December 2014	24,511.20		5,836 Units
CBA Equities Limited ACN 003 485 952	Monday, 8 December 2014	4,578.70		1,085 Units
CBA Equities Limited ACN 003 485 952	Monday, 8 December 2014	14,997.88		3,554 Units
CBA Equities Limited ACN 003 485 952	Monday, 8 December 2014	19,576.58		4,639 Units
CBA Equities Limited ACN 003 485 952	Monday, 8 December 2014	19,669.36		4,639 Units
CBA Equities Limited ACN 003 485 952	Monday, 8 December 2014	19,622.97		4,639 Units
CBA Equities Limited ACN 003 485 952	Monday, 8 December 2014	19,622.97		4,639 Units
CBA Equities Limited ACN 003 485 952	Monday, 8 December 2014	19,576.58		4,639 Units
CBA Equities Limited ACN 003 485 952	Monday, 8 December 2014	168.80		40 Units

CBA Equities Limited ACN 003 485 952	Monday, 8 December 2014	7,169.78		1,699 Units
CBA Equities Limited ACN 003 485 952	Monday, 8 December 2014	1,924.32		456 Units
CBA Equities Limited ACN 003 485 952	Monday, 8 December 2014	181.46		43 Units
CBA Equities Limited ACN 003 485 952	Monday, 8 December 2014	1,439.02		341 Units
CBA Equities Limited ACN 003 485 952	Monday, 8 December 2014	303.84		72 Units
CBA Equities Limited ACN 003 485 952	Monday, 8 December 2014	101.28		24 Units
CBA Equities Limited ACN 003 485 952	Monday, 8 December 2014	464.20		110 Units
CBA Equities Limited ACN 003 485 952	Monday, 8 December 2014	50.64		12 Units
CBA Equities Limited ACN 003 485 952	Monday, 8 December 2014	25.32		6 Units
CBA Equities Limited ACN 003 485 952	Monday, 8 December 2014	687.86		163 Units
CBA Equities Limited ACN 003 485 952	Monday, 8 December 2014	282.74		67 Units
CBA Equities Limited ACN 003 485 952	Monday, 8 December 2014	5,971.30		1,415 Units
CBA Equities Limited ACN 003 485 952	Monday, 8 December 2014	806.02		191 Units
CBA Equities Limited ACN 003 485 952	Monday, 8 December 2014	12,980.72		3,076 Units
CBA Equities Limited ACN 003 485 952	Monday, 8 December 2014	6,595.86		1,563 Units
CBA Equities Limited ACN 003 485 952	Monday, 8 December 2014	6,861.72		1,626 Units
CBA Equities Limited ACN 003 485 952	Monday, 8 December 2014	12,714.86		3,013 Units
CBA Equities Limited ACN 003 485 952	Monday, 8 December 2014	253.20		60 Units
CBA Equities Limited	Monday, 8 December	4,211.56		998 Units

ACN 003 485 952	2014			
CBA Equities Limited ACN 003 485 952	Monday, 8 December 2014	15,111.82		3,581 Units
CBA Equities Limited ACN 003 485 952	Monday, 8 December 2014	5,649.82		1,342 Units
CBA Equities Limited ACN 003 485 952	Monday, 8 December 2014	5,902.42		1,402 Units
CBA Equities Limited ACN 003 485 952	Monday, 8 December 2014	6,361.31		1,511 Units
CBA Equities Limited ACN 003 485 952	Monday, 8 December 2014	1,616.64		384 Units
CBA Equities Limited ACN 003 485 952	Monday, 8 December 2014	2,277.61		541 Units
CBA Equities Limited ACN 003 485 952	Monday, 8 December 2014	964.09		229 Units
CBA Equities Limited ACN 003 485 952	Monday, 8 December 2014	2,462.85		585 Units
CBA Equities Limited ACN 003 485 952	Monday, 8 December 2014	256.81		61 Units
CBA Equities Limited ACN 003 485 952	Monday, 8 December 2014	2,088.16		496 Units
CBA Equities Limited ACN 003 485 952	Monday, 8 December 2014	1,696.63		403 Units
CBA Equities Limited ACN 003 485 952	Monday, 8 December 2014	1,027.24		244 Units
CBA Equities Limited ACN 003 485 952	Monday, 8 December 2014	269.44		64 Units
CBA Equities Limited ACN 003 485 952	Monday, 8 December 2014	1,843.98		438 Units
CBA Equities Limited ACN 003 485 952	Monday, 8 December 2014	143.14		34 Units
CBA Equities Limited ACN 003 485 952	Monday, 8 December 2014	6,500.24		1,544 Units
CBA Equities Limited ACN 003 485 952	Monday, 8 December 2014	5,906.63		1,403 Units
CBA Equities Limited ACN 003 485 952	Monday, 8 December 2014	46.31		11 Units

CBA Equities Limited ACN 003 485 952	Monday, 8 December 2014	42.10		10 Units
CBA Equities Limited ACN 003 485 952	Monday, 8 December 2014	842.00		200 Units
CBA Equities Limited ACN 003 485 952	Monday, 8 December 2014	12,693.15		3,015 Units
CBA Equities Limited ACN 003 485 952	Monday, 8 December 2014	11,518.56		2,736 Units
CBA Equities Limited ACN 003 485 952	Monday, 8 December 2014	37.89		9 Units
CBA Equities Limited ACN 003 485 952	Monday, 8 December 2014	24,822.16		5,896 Units
CBA Equities Limited ACN 003 485 952	Monday, 8 December 2014	2,580.73		613 Units
CBA Equities Limited ACN 003 485 952	Monday, 8 December 2014	39,536.11		9,391 Units
CBA Equities Limited ACN 003 485 952	Monday, 8 December 2014	3,313.27		787 Units
CBA Equities Limited ACN 003 485 952	Monday, 8 December 2014	27,407.10		6,510 Units
CBA Equities Limited ACN 003 485 952	Monday, 8 December 2014	86,953.34		20,654 Units
CBA Equities Limited ACN 003 485 952	Tuesday, 9 December 2014	18,195.54		4,353 Units
CBA Equities Limited ACN 003 485 952	Tuesday, 9 December 2014	1,663.64		398 Units
CBA Equities Limited ACN 003 485 952	Tuesday, 9 December 2014	9,470.30		2,282 Units
CBA Equities Limited ACN 003 485 952	Tuesday, 9 December 2014	9,781.55		2,357 Units
CBA Equities Limited ACN 003 485 952	Tuesday, 9 December 2014	8,078.28		1,956 Units
CBA Equities Limited ACN 003 485 952	Tuesday, 9 December 2014	11,080.79		2,683 Units
CBA Equities Limited ACN 003 485 952	Tuesday, 9 December 2014	19,159.07		4,639 Units
CBA Equities Limited	Thursday, 11 December	1,159.02		282 Units

ACN 003 485 952	2014			
CBA Equities Limited ACN 003 485 952	Thursday, 11 December 2014	14,717.70		3,555 Units
CBA Equities Limited ACN 003 485 952	Thursday, 11 December 2014	4,483.62		1,083 Units
CBA Equities Limited ACN 003 485 952	Thursday, 11 December 2014	19,201.32		4,638 Units
CBA Equities Limited ACN 003 485 952	Thursday, 11 December 2014	73,139.60		17,624 Units
CBA Equities Limited ACN 003 485 952	Monday, 15 December 2014	19,998.48		4,854 Units
CBA Equities Limited ACN 003 485 952	Monday, 15 December 2014	19,029.30		4,630 Units
CBA Equities Limited ACN 003 485 952	Monday, 15 December 2014	18,844.10		4,630 Units
CBA Equities Limited ACN 003 485 952	Monday, 15 December 2014	18,844.10		4,630 Units
CBA Equities Limited ACN 003 485 952	Monday, 15 December 2014	4,908.42		1,206 Units
CBA Equities Limited ACN 003 485 952	Monday, 15 December 2014	13,935.68		3,424 Units
CBA Equities Limited ACN 003 485 952	Monday, 15 December 2014	16,179.10		3,985 Units
CBA Equities Limited ACN 003 485 952	Monday, 15 December 2014	2,618.70		645 Units
CBA Equities Limited ACN 003 485 952	Monday, 15 December 2014	18,797.80		4,630 Units
CBA Equities Limited ACN 003 485 952	Monday, 15 December 2014	18,751.50		4,630 Units
CBA Equities Limited ACN 003 485 952	Monday, 15 December 2014	18,797.80		4,630 Units
CBA Equities Limited ACN 003 485 952	Monday, 15 December 2014	13,808.06		3,401 Units
CBA Equities Limited ACN 003 485 952	Monday, 15 December 2014	4,989.74		1,229 Units
CBA Equities Limited ACN 003 485 952	Monday, 15 December 2014	18,797.80		4,630 Units

CBA Equities Limited ACN 003 485 952	Monday, 15 December 2014	18,890.40		4,630 Units
CBA Equities Limited ACN 003 485 952	Monday, 15 December 2014	18,890.40		4,630 Units
CBA Equities Limited ACN 003 485 952	Monday, 15 December 2014	42,246.60		10,380 Units
CBA Equities Limited ACN 003 485 952	Tuesday, 16 December 2014	19,901.70		4,914 Units
CBA Equities Limited ACN 003 485 952	Tuesday, 16 December 2014	1,089,766.92		267,756 Units
CBA Equities Limited ACN 003 485 952	Wednesday, 17 December 2014	9,560.95		2,315 Units
CBA Equities Limited ACN 003 485 952	Wednesday, 17 December 2014	9,560.95		2,315 Units
CBA Equities Limited ACN 003 485 952	Wednesday, 17 December 2014	9,560.95		2,315 Units
CBA Equities Limited ACN 003 485 952	Wednesday, 17 December 2014	9,560.95		2,315 Units
CBA Equities Limited ACN 003 485 952	Wednesday, 17 December 2014	9,560.95		2,315 Units
CBA Equities Limited ACN 003 485 952	Wednesday, 17 December 2014	42,431.88		10,299 Units
CBA Equities Limited ACN 003 485 952	Wednesday, 17 December 2014	5,730.92		1,391 Units
CBA Equities Limited ACN 003 485 952	Wednesday, 17 December 2014	9,451.28		2,294 Units
CBA Equities Limited ACN 003 485 952	Thursday, 18 December 2014	95,580.59		23,143 Units
CBA Equities Limited ACN 003 485 952	Thursday, 18 December 2014	95,580.59		23,143 Units
CBA Equities Limited ACN 003 485 952	Thursday, 18 December 2014	95,580.59		23,143 Units
CBA Equities Limited ACN 003 485 952	Thursday, 18 December 2014	95,580.59		23,143 Units
CBA Equities Limited ACN 003 485 952	Thursday, 18 December 2014	95,580.59		23,143 Units
CBA Equities Limited	Thursday, 18 December	95,580.59		23,143 Units

ACN 003 485 952	2014			
CBA Equities Limited ACN 003 485 952	Thursday, 18 December 2014	95,580.59		23,143 Units
CBA Equities Limited ACN 003 485 952	Thursday, 18 December 2014	2,362,810.17		572,109 Units
CBA Equities Limited ACN 003 485 952	Thursday, 18 December 2014	7,161.42		1,734 Units
CBA Equities Limited ACN 003 485 952	Thursday, 18 December 2014	9,342.06		2,262 Units
CBA Equities Limited ACN 003 485 952	Thursday, 18 December 2014	1,076,951.19		260,763 Units
CBA Equities Limited ACN 003 485 952	Thursday, 18 December 2014	20,047.02		4,854 Units
CBA Equities Limited ACN 003 485 952	Thursday, 18 December 2014	9,669.50		2,330 Units
CBA Equities Limited ACN 003 485 952	Thursday, 18 December 2014	9,669.50		2,330 Units
CBA Equities Limited ACN 003 485 952	Thursday, 18 December 2014	9,646.20		2,330 Units
CBA Equities Limited ACN 003 485 952	Thursday, 18 December 2014	9,622.90		2,330 Units
CBA Equities Limited ACN 003 485 952	Thursday, 18 December 2014	9,599.60		2,330 Units
CBA Equities Limited ACN 003 485 952	Thursday, 18 December 2014	9,599.60		2,330 Units
CBA Equities Limited ACN 003 485 952	Thursday, 18 December 2014	9,599.60		2,330 Units
CBA Equities Limited ACN 003 485 952	Thursday, 18 December 2014	9,576.30		2,330 Units
CBA Equities Limited ACN 003 485 952	Thursday, 18 December 2014	9,576.30		2,330 Units
CBA Equities Limited ACN 003 485 952	Thursday, 18 December 2014	4,411.60		1,076 Units
CBA Equities Limited ACN 003 485 952	Thursday, 18 December 2014	5,141.40		1,254 Units
CBA Equities Limited ACN 003 485 952	Thursday, 18 December 2014	9,553.00		2,330 Units

CBA Equities Limited ACN 003 485 952	Thursday, 18 December 2014	9,553.00		2,330 Units
CBA Equities Limited ACN 003 485 952	Thursday, 18 December 2014	9,553.00		2,330 Units
CBA Equities Limited ACN 003 485 952	Thursday, 18 December 2014	9,553.00		2,330 Units
CBA Equities Limited ACN 003 485 952	Thursday, 18 December 2014	9,553.00		2,330 Units
CBA Equities Limited ACN 003 485 952	Thursday, 18 December 2014	9,553.00		2,330 Units
CBA Equities Limited ACN 003 485 952	Thursday, 18 December 2014	9,553.00		2,330 Units
CBA Equities Limited ACN 003 485 952	Thursday, 18 December 2014	9,553.00		2,330 Units
CBA Equities Limited ACN 003 485 952	Thursday, 18 December 2014	9,553.00		2,330 Units
CBA Equities Limited ACN 003 485 952	Friday, 19 December 2014	1,457.89		353 Units
CBA Equities Limited ACN 003 485 952	Friday, 19 December 2014	8,590.40		2,080 Units
CBA Equities Limited ACN 003 485 952	Friday, 19 December 2014	9,762.70		2,330 Units
CBA Equities Limited ACN 003 485 952	Friday, 19 December 2014	26,792.44		6,364 Units
CBA Equities Limited ACN 003 485 952	Friday, 19 December 2014	8,268.44		1,964 Units
CBA Equities Limited ACN 003 485 952	Friday, 19 December 2014	7,759.03		1,843 Units
CBA Equities Limited ACN 003 485 952	Friday, 19 December 2014	49,059.13		11,653 Units
CBA Equities Limited ACN 003 485 952	Friday, 19 December 2014	81,522.44		19,364 Units
CBA Equities Limited ACN 003 485 952	Friday, 19 December 2014	30,770.89		7,309 Units
CBA Equities Limited ACN 003 485 952	Friday, 19 December 2014	547,632.84		133,244 Units
CBA Equities Limited	Monday, 22 December	9,975.00		2,375 Units

ACN 003 485 952	2014			
CBA Equities Limited ACN 003 485 952	Monday, 22 December 2014	1,860.82		442 Units
CBA Equities Limited ACN 003 485 952	Monday, 22 December 2014	282.07		67 Units
CBA Equities Limited ACN 003 485 952	Monday, 22 December 2014	4,913.07		1,167 Units
CBA Equities Limited ACN 003 485 952	Monday, 22 December 2014	12,920.49		3,069 Units
CBA Equities Limited ACN 003 485 952	Monday, 22 December 2014	4.21		1 Units
CBA Equities Limited ACN 003 485 952	Monday, 22 December 2014	9,624.06		2,286 Units
CBA Equities Limited ACN 003 485 952	Monday, 22 December 2014	261.02		62 Units
CBA Equities Limited ACN 003 485 952	Monday, 22 December 2014	3,115.40		740 Units
CBA Equities Limited ACN 003 485 952	Monday, 22 December 2014	4.21		1 Units
CBA Equities Limited ACN 003 485 952	Monday, 22 December 2014	6,967.55		1,655 Units
CBA Equities Limited ACN 003 485 952	Monday, 22 December 2014	16,444.26		3,906 Units
CBA Equities Limited ACN 003 485 952	Monday, 22 December 2014	3,532.19		839 Units
CBA Equities Limited ACN 003 485 952	Monday, 22 December 2014	16,330.59		3,879 Units
CBA Equities Limited ACN 003 485 952	Monday, 22 December 2014	3,645.86		866 Units
CBA Equities Limited ACN 003 485 952	Monday, 22 December 2014	19,976.45		4,745 Units
CBA Equities Limited ACN 003 485 952	Monday, 22 December 2014	20,118.80		4,745 Units
CBA Equities Limited ACN 003 485 952	Monday, 22 December 2014	20,118.80		4,745 Units
CBA Equities Limited ACN 003 485 952	Monday, 22 December 2014	20,118.80		4,745 Units

CBA Equities Limited ACN 003 485 952	Monday, 22 December 2014	4,473.20		1,055 Units
CBA Equities Limited ACN 003 485 952	Monday, 22 December 2014	50.88		12 Units
CBA Equities Limited ACN 003 485 952	Monday, 22 December 2014	16.96		4 Units
CBA Equities Limited ACN 003 485 952	Monday, 22 December 2014	818.32		193 Units
CBA Equities Limited ACN 003 485 952	Monday, 22 December 2014	3,523.44		831 Units
CBA Equities Limited ACN 003 485 952	Monday, 22 December 2014	1,937.68		457 Units
CBA Equities Limited ACN 003 485 952	Monday, 22 December 2014	5,062.56		1,194 Units
CBA Equities Limited ACN 003 485 952	Monday, 22 December 2014	2,221.76		524 Units
CBA Equities Limited ACN 003 485 952	Monday, 22 December 2014	559.68		132 Units
CBA Equities Limited ACN 003 485 952	Monday, 22 December 2014	245.92		58 Units
CBA Equities Limited ACN 003 485 952	Monday, 22 December 2014	46.64		11 Units
CBA Equities Limited ACN 003 485 952	Monday, 22 December 2014	16.96		4 Units
CBA Equities Limited ACN 003 485 952	Monday, 22 December 2014	8.48		2 Units
CBA Equities Limited ACN 003 485 952	Monday, 22 December 2014	4.24		1 Units
CBA Equities Limited ACN 003 485 952	Monday, 22 December 2014	8.48		2 Units
CBA Equities Limited ACN 003 485 952	Monday, 22 December 2014	4.24		1 Units
CBA Equities Limited ACN 003 485 952	Monday, 22 December 2014	4.24		1 Units
CBA Equities Limited ACN 003 485 952	Monday, 22 December 2014	1,115.12		263 Units
CBA Equities Limited	Monday, 22 December	20,118.80		4,745 Units

ACN 003 485 952	2014			
CBA Equities Limited ACN 003 485 952	Monday, 22 December 2014	20,118.80		4,745 Units
CBA Equities Limited ACN 003 485 952	Monday, 22 December 2014	13,898.72		3,278 Units
CBA Equities Limited ACN 003 485 952	Monday, 22 December 2014	1,547.60		365 Units
CBA Equities Limited ACN 003 485 952	Monday, 22 December 2014	2,781.44		656 Units
CBA Equities Limited ACN 003 485 952	Monday, 22 December 2014	309.52		73 Units
CBA Equities Limited ACN 003 485 952	Monday, 22 December 2014	1,581.52		373 Units
CBA Equities Limited ACN 003 485 952	Monday, 22 December 2014	20,166.25		4,745 Units
CBA Equities Limited ACN 003 485 952	Monday, 22 December 2014	20,166.25		4,745 Units
CBA Equities Limited ACN 003 485 952	Monday, 22 December 2014	10,200.00		2,400 Units
CBA Equities Limited ACN 003 485 952	Monday, 22 December 2014	799.00		188 Units
CBA Equities Limited ACN 003 485 952	Monday, 22 December 2014	9,167.25		2,157 Units
CBA Equities Limited ACN 003 485 952	Monday, 22 December 2014	20,166.25		4,745 Units
CBA Equities Limited ACN 003 485 952	Monday, 22 December 2014	6,940.25		1,633 Units
CBA Equities Limited ACN 003 485 952	Monday, 22 December 2014	6,132.75		1,443 Units
CBA Equities Limited ACN 003 485 952	Monday, 22 December 2014	7,093.25		1,669 Units
CBA Equities Limited ACN 003 485 952	Monday, 22 December 2014	20,166.25		4,745 Units
CBA Equities Limited ACN 003 485 952	Monday, 22 December 2014	3,157.75		743 Units
CBA Equities Limited ACN 003 485 952	Monday, 22 December 2014	1,649.00		388 Units

CBA Equities Limited ACN 003 485 952	Monday, 22 December 2014	310.25		73 Units
CBA Equities Limited ACN 003 485 952	Monday, 22 December 2014	3,162.00		744 Units
CBA Equities Limited ACN 003 485 952	Monday, 22 December 2014	3,081.25		725 Units
CBA Equities Limited ACN 003 485 952	Monday, 22 December 2014	1,980.50		466 Units
CBA Equities Limited ACN 003 485 952	Monday, 22 December 2014	6,825.50		1,606 Units
CBA Equities Limited ACN 003 485 952	Monday, 22 December 2014	20,213.70		4,745 Units
CBA Equities Limited ACN 003 485 952	Monday, 22 December 2014	6,896.94		1,619 Units
CBA Equities Limited ACN 003 485 952	Monday, 22 December 2014	11,859.84		2,784 Units
CBA Equities Limited ACN 003 485 952	Monday, 22 December 2014	1,456.92		342 Units
CBA Equities Limited ACN 003 485 952	Monday, 22 December 2014	1,411.92		333 Units
CBA Equities Limited ACN 003 485 952	Monday, 22 December 2014	18,706.88		4,412 Units
CBA Equities Limited ACN 003 485 952	Monday, 22 December 2014	10,994.32		2,593 Units
CBA Equities Limited ACN 003 485 952	Monday, 22 December 2014	9,124.48		2,152 Units
CBA Equities Limited ACN 003 485 952	Monday, 22 December 2014	20,118.80		4,745 Units
CBA Equities Limited ACN 003 485 952	Monday, 22 December 2014	11,163.92		2,633 Units
CBA Equities Limited ACN 003 485 952	Monday, 22 December 2014	1,471.28		347 Units
CBA Equities Limited ACN 003 485 952	Monday, 22 December 2014	3,129.12		738 Units
CBA Equities Limited ACN 003 485 952	Monday, 22 December 2014	3,129.12		738 Units
CBA Equities Limited	Monday, 22 December	1,225.36		289 Units

ACN 003 485 952	2014			
CBA Equities Limited ACN 003 485 952	Monday, 22 December 2014	101,072.76		23,726 Units
CBA Equities Limited ACN 003 485 952	Tuesday, 23 December 2014	9,974.75		2,347 Units
CBA Equities Limited ACN 003 485 952	Tuesday, 23 December 2014	17,583.86		4,118 Units
CBA Equities Limited ACN 003 485 952	Tuesday, 23 December 2014	2,683.56		627 Units
CBA Equities Limited ACN 003 485 952	Tuesday, 23 December 2014	12,341.22		2,897 Units
CBA Equities Limited ACN 003 485 952	Tuesday, 23 December 2014	7,817.04		1,848 Units
CBA Equities Limited ACN 003 485 952	Tuesday, 23 December 2014	11,992.05		2,835 Units
CBA Equities Limited ACN 003 485 952	Tuesday, 23 December 2014	8,079.30		1,910 Units
CBA Equities Limited ACN 003 485 952	Tuesday, 23 December 2014	4,509.18		1,066 Units
CBA Equities Limited ACN 003 485 952	Tuesday, 23 December 2014	4.23		1 Units
CBA Equities Limited ACN 003 485 952	Tuesday, 23 December 2014	2,301.12		544 Units
CBA Equities Limited ACN 003 485 952	Tuesday, 23 December 2014	5,689.35		1,345 Units
CBA Equities Limited ACN 003 485 952	Tuesday, 23 December 2014	3,396.69		803 Units
CBA Equities Limited ACN 003 485 952	Tuesday, 23 December 2014	4.23		1 Units
CBA Equities Limited ACN 003 485 952	Tuesday, 23 December 2014	1,670.85		395 Units
CBA Equities Limited ACN 003 485 952	Tuesday, 23 December 2014	2,495.70		590 Units
CBA Equities Limited ACN 003 485 952	Tuesday, 23 December 2014	1,180.17		279 Units
CBA Equities Limited ACN 003 485 952	Tuesday, 23 December 2014	363.78		86 Units

CBA Equities Limited ACN 003 485 952	Tuesday, 23 December 2014	4,648.77		1,099 Units
CBA Equities Limited ACN 003 485 952	Tuesday, 23 December 2014	13,878.63		3,281 Units
CBA Equities Limited ACN 003 485 952	Tuesday, 23 December 2014	20,071.35		4,745 Units
CBA Equities Limited ACN 003 485 952	Tuesday, 23 December 2014	20,071.35		4,745 Units
CBA Equities Limited ACN 003 485 952	Tuesday, 23 December 2014	20,071.35		4,745 Units
CBA Equities Limited ACN 003 485 952	Tuesday, 23 December 2014	20,071.35		4,745 Units
CBA Equities Limited ACN 003 485 952	Tuesday, 23 December 2014	20,023.90		4,745 Units
CBA Equities Limited ACN 003 485 952	Tuesday, 23 December 2014	20,023.90		4,745 Units
CBA Equities Limited ACN 003 485 952	Tuesday, 23 December 2014	2,138.68		508 Units
CBA Equities Limited ACN 003 485 952	Tuesday, 23 December 2014	17,837.77		4,237 Units
CBA Equities Limited ACN 003 485 952	Tuesday, 23 December 2014	19,976.45		4,745 Units
CBA Equities Limited ACN 003 485 952	Tuesday, 23 December 2014	36,468.60		8,683 Units
CBA Equities Limited ACN 003 485 952	Tuesday, 23 December 2014	1,386.00		330 Units
CBA Equities Limited ACN 003 485 952	Tuesday, 23 December 2014	3,423.00		815 Units
CBA Equities Limited ACN 003 485 952	Wednesday, 24 December 2014	4,003.71		951 Units
CBA Equities Limited ACN 003 485 952	Wednesday, 24 December 2014	4,504.70		1,070 Units
CBA Equities Limited ACN 003 485 952	Wednesday, 24 December 2014	1,515.60		360 Units
CBA Equities Limited ACN 003 485 952	Monday, 29 December 2014	26,510.37		6,297 Units
CBA Equities Limited	Monday, 29 December	19,951.19		4,739 Units

ACN 003 485 952	2014			
CBA Equities Limited ACN 003 485 952	Tuesday, 30 December 2014	20,049.22		4,751 Units
CBA Equities Limited ACN 003 485 952	Tuesday, 30 December 2014	25,263.68		6,073 Units
CBA Equities Limited ACN 003 485 952	Wednesday, 31 December 2014	1,334.40		320 Units
CBA Equities Limited ACN 003 485 952	Wednesday, 31 December 2014	18,414.72		4,416 Units
CBA Equities Limited ACN 003 485 952	Friday, 2 January 2015	19,607.04		4,736 Units
CBA Equities Limited ACN 003 485 952	Monday, 5 January 2015	3,625.60		880 Units
CBA Equities Limited ACN 003 485 952	Monday, 5 January 2015	107.12		26 Units
CBA Equities Limited ACN 003 485 952	Monday, 5 January 2015	6,217.08		1,509 Units
CBA Equities Limited ACN 003 485 952	Tuesday, 6 January 2015	9,903.74		2,398 Units
CBA Equities Limited ACN 003 485 952	Wednesday, 7 January 2015	16,581.95		4,015 Units
CBA Equities Limited ACN 003 485 952	Thursday, 8 January 2015	10,022.94		2,421 Units
CBA Equities Limited ACN 003 485 952	Monday, 12 January 2015	589.40		140 Units
CBA Equities Limited ACN 003 485 952	Monday, 12 January 2015	8,727.77		2,083 Units
CBA Equities Limited ACN 003 485 952	Wednesday, 14 January 2015	19,870.20		4,731 Units
CBA Equities Limited ACN 003 485 952	Tuesday, 20 January 2015	19,905.12		4,808 Units
CBA Equities Limited ACN 003 485 952	Tuesday, 20 January 2015	19,905.12		4,808 Units
CBA Equities Limited ACN 003 485 952	Tuesday, 20 January 2015	23,339.60		5,624 Units
CBA Equities Limited ACN 003 485 952	Wednesday, 21 January 2015	19,849.20		4,726 Units

CBA Equities Limited ACN 003 485 952	Wednesday, 21 January 2015	19,849.20		4,726 Units
CBA Equities Limited ACN 003 485 952	Wednesday, 21 January 2015	19,896.46		4,726 Units
CBA Equities Limited ACN 003 485 952	Wednesday, 21 January 2015	19,896.46		4,726 Units
CBA Equities Limited ACN 003 485 952	Wednesday, 21 January 2015	18,459.72		4,364 Units
CBA Equities Limited ACN 003 485 952	Wednesday, 21 January 2015	8,646.12		2,044 Units
CBA Equities Limited ACN 003 485 952	Wednesday, 21 January 2015	19,952.91		4,717 Units
CBA Equities Limited ACN 003 485 952	Thursday, 22 January 2015	8,623.02		2,058 Units
CBA Equities Limited ACN 003 485 952	Thursday, 22 January 2015	1,282.14		306 Units
CBA Equities Limited ACN 003 485 952	Tuesday, 27 January 2015	6,548.85		1,485 Units
CBA Equities Limited ACN 003 485 952	Tuesday, 27 January 2015	1,741.95		395 Units
CBA Equities Limited ACN 003 485 952	Wednesday, 28 January 2015	20,643.88		4,724 Units
CBA Equities Limited ACN 003 485 952	Wednesday, 28 January 2015	20,643.88		4,724 Units
CBA Equities Limited ACN 003 485 952	Wednesday, 28 January 2015	20,643.88		4,724 Units
CBA Equities Limited ACN 003 485 952	Wednesday, 28 January 2015	14,213.60		3,260 Units
CBA Equities Limited ACN 003 485 952	Wednesday, 28 January 2015	6,383.04		1,464 Units
CBA Equities Limited ACN 003 485 952	Wednesday, 28 January 2015	20,596.64		4,724 Units
CBA Equities Limited ACN 003 485 952	Wednesday, 28 January 2015	20,691.12		4,724 Units
CBA Equities Limited ACN 003 485 952	Wednesday, 28 January 2015	20,001.49		4,577 Units
CBA Equities Limited	Wednesday, 28 January	218.50		50 Units

ACN 003 485 952	2015			
CBA Equities Limited ACN 003 485 952	Wednesday, 28 January 2015	423.89		97 Units
CBA Equities Limited ACN 003 485 952	Wednesday, 28 January 2015	20,691.12		4,724 Units
CBA Equities Limited ACN 003 485 952	Wednesday, 28 January 2015	20,691.12		4,724 Units
CBA Equities Limited ACN 003 485 952	Wednesday, 28 January 2015	20,691.12		4,724 Units
CBA Equities Limited ACN 003 485 952	Wednesday, 28 January 2015	20,691.12		4,724 Units
CBA Equities Limited ACN 003 485 952	Wednesday, 28 January 2015	10,754.57		2,461 Units
CBA Equities Limited ACN 003 485 952	Wednesday, 28 January 2015	9,889.31		2,263 Units
CBA Equities Limited ACN 003 485 952	Wednesday, 28 January 2015	20,643.88		4,724 Units
CBA Equities Limited ACN 003 485 952	Wednesday, 28 January 2015	5,829.58		1,334 Units
CBA Equities Limited ACN 003 485 952	Wednesday, 28 January 2015	1,302.26		298 Units
CBA Equities Limited ACN 003 485 952	Wednesday, 28 January 2015	1,031.32		236 Units
CBA Equities Limited ACN 003 485 952	Wednesday, 28 January 2015	3,670.80		840 Units
CBA Equities Limited ACN 003 485 952	Wednesday, 28 January 2015	3,967.96		908 Units
CBA Equities Limited ACN 003 485 952	Wednesday, 28 January 2015	437.00		100 Units
CBA Equities Limited ACN 003 485 952	Wednesday, 28 January 2015	1,000.73		229 Units
CBA Equities Limited ACN 003 485 952	Wednesday, 28 January 2015	3,404.23		779 Units
CBA Equities Limited ACN 003 485 952	Wednesday, 28 January 2015	20,643.88		4,724 Units
CBA Equities Limited ACN 003 485 952	Wednesday, 28 January 2015	5,549.90		1,270 Units

CBA Equities Limited ACN 003 485 952	Wednesday, 28 January 2015	690.46		158 Units
CBA Equities Limited ACN 003 485 952	Wednesday, 28 January 2015	74.29		17 Units
CBA Equities Limited ACN 003 485 952	Wednesday, 28 January 2015	46,813.44		10,688 Units
CBA Equities Limited ACN 003 485 952	Thursday, 29 January 2015	20,592.28		4,723 Units
CBA Equities Limited ACN 003 485 952	Thursday, 29 January 2015	20,592.28		4,723 Units
CBA Equities Limited ACN 003 485 952	Thursday, 29 January 2015	20,592.28		4,723 Units
CBA Equities Limited ACN 003 485 952	Thursday, 29 January 2015	20,686.74		4,723 Units
CBA Equities Limited ACN 003 485 952	Thursday, 29 January 2015	1,519.86		347 Units
CBA Equities Limited ACN 003 485 952	Thursday, 29 January 2015	17,520.00		4,000 Units
CBA Equities Limited ACN 003 485 952	Thursday, 29 January 2015	4.38		1 Units
CBA Equities Limited ACN 003 485 952	Thursday, 29 January 2015	1,642.50		375 Units
CBA Equities Limited ACN 003 485 952	Thursday, 29 January 2015	20,686.74		4,723 Units
CBA Equities Limited ACN 003 485 952	Thursday, 29 January 2015	20,639.51		4,723 Units
CBA Equities Limited ACN 003 485 952	Thursday, 29 January 2015	536.28		123 Units
CBA Equities Limited ACN 003 485 952	Thursday, 29 January 2015	13,036.40		2,990 Units
CBA Equities Limited ACN 003 485 952	Thursday, 29 January 2015	7,019.60		1,610 Units
CBA Equities Limited ACN 003 485 952	Thursday, 29 January 2015	20,592.28		4,723 Units
CBA Equities Limited ACN 003 485 952	Thursday, 29 January 2015	20,592.28		4,723 Units
CBA Equities Limited	Thursday, 29 January	6,067.32		1,398 Units

ACN 003 485 952	2015			
CBA Equities Limited ACN 003 485 952	Friday, 30 January 2015	20,828.43		4,723 Units
CBA Equities Limited ACN 003 485 952	Friday, 30 January 2015	8,395.93		1,906 Units
CBA Equities Limited ACN 003 485 952	Friday, 30 January 2015	12,422.97		2,817 Units
CBA Equities Limited ACN 003 485 952	Friday, 30 January 2015	3,722.04		844 Units
CBA Equities Limited ACN 003 485 952	Friday, 30 January 2015	17,106.39		3,879 Units
CBA Equities Limited ACN 003 485 952	Friday, 30 January 2015	13,122.48		2,996 Units
CBA Equities Limited ACN 003 485 952	Monday, 2 February 2015	20,871.24		4,722 Units
CBA Equities Limited ACN 003 485 952	Monday, 2 February 2015	20,871.24		4,722 Units
CBA Equities Limited ACN 003 485 952	Monday, 2 February 2015	229.32		52 Units
CBA Equities Limited ACN 003 485 952	Monday, 2 February 2015	674.73		153 Units
CBA Equities Limited ACN 003 485 952	Monday, 2 February 2015	6,610.59		1,499 Units
CBA Equities Limited ACN 003 485 952	Monday, 2 February 2015	674.73		153 Units
CBA Equities Limited ACN 003 485 952	Monday, 2 February 2015	674.73		153 Units
CBA Equities Limited ACN 003 485 952	Monday, 2 February 2015	674.73		153 Units
CBA Equities Limited ACN 003 485 952	Monday, 2 February 2015	679.14		154 Units
CBA Equities Limited ACN 003 485 952	Monday, 2 February 2015	674.73		153 Units
CBA Equities Limited ACN 003 485 952	Monday, 2 February 2015	674.73		153 Units
CBA Equities Limited ACN 003 485 952	Monday, 2 February 2015	674.73		153 Units

CBA Equities Limited ACN 003 485 952	Monday, 2 February 2015	674.73		153 Units
CBA Equities Limited ACN 003 485 952	Monday, 2 February 2015	1,715.49		389 Units
CBA Equities Limited ACN 003 485 952	Monday, 2 February 2015	674.73		153 Units
CBA Equities Limited ACN 003 485 952	Monday, 2 February 2015	679.14		154 Units
CBA Equities Limited ACN 003 485 952	Monday, 2 February 2015	674.73		153 Units
CBA Equities Limited ACN 003 485 952	Monday, 2 February 2015	674.73		153 Units
CBA Equities Limited ACN 003 485 952	Monday, 2 February 2015	2,540.16		576 Units
CBA Equities Limited ACN 003 485 952	Monday, 2 February 2015	348.39		79 Units
CBA Equities Limited ACN 003 485 952	Monday, 2 February 2015	20,871.24		4,722 Units
CBA Equities Limited ACN 003 485 952	Monday, 2 February 2015	21,012.90		4,722 Units
CBA Equities Limited ACN 003 485 952	Monday, 2 February 2015	21,012.90		4,722 Units
CBA Equities Limited ACN 003 485 952	Monday, 2 February 2015	4,781.88		1,077 Units
CBA Equities Limited ACN 003 485 952	Monday, 2 February 2015	12,409.80		2,795 Units
CBA Equities Limited ACN 003 485 952	Monday, 2 February 2015	3,774.00		850 Units
CBA Equities Limited ACN 003 485 952	Monday, 2 February 2015	20,965.68		4,722 Units
CBA Equities Limited ACN 003 485 952	Monday, 2 February 2015	21,012.90		4,722 Units
CBA Equities Limited ACN 003 485 952	Monday, 2 February 2015	3,221.80		724 Units
CBA Equities Limited ACN 003 485 952	Monday, 2 February 2015	17,791.10		3,998 Units
CBA Equities Limited	Monday, 2 February	23,655.84		5,352 Units

ACN 003 485 952	2015			
CBA Equities Limited ACN 003 485 952	Monday, 2 February 2015	4.41		1 Units
CBA Equities Limited ACN 003 485 952	Monday, 2 February 2015	123.48		28 Units
CBA Equities Limited ACN 003 485 952	Monday, 2 February 2015	119.07		27 Units
CBA Equities Limited ACN 003 485 952	Monday, 2 February 2015	119.07		27 Units
CBA Equities Limited ACN 003 485 952	Monday, 2 February 2015	119.07		27 Units
CBA Equities Limited ACN 003 485 952	Monday, 2 February 2015	114.66		26 Units
CBA Equities Limited ACN 003 485 952	Tuesday, 3 February 2015	10,065.90		2,262 Units
CBA Equities Limited ACN 003 485 952	Tuesday, 3 February 2015	8,603.06		1,942 Units
CBA Equities Limited ACN 003 485 952	Tuesday, 3 February 2015	1,966.86		441 Units
CBA Equities Limited ACN 003 485 952	Tuesday, 3 February 2015	169.48		38 Units
CBA Equities Limited ACN 003 485 952	Tuesday, 3 February 2015	735.90		165 Units
CBA Equities Limited ACN 003 485 952	Tuesday, 3 February 2015	4,174.56		936 Units
CBA Equities Limited ACN 003 485 952	Tuesday, 3 February 2015	169.48		38 Units
CBA Equities Limited ACN 003 485 952	Tuesday, 3 February 2015	735.90		165 Units
CBA Equities Limited ACN 003 485 952	Tuesday, 3 February 2015	4,174.56		936 Units
CBA Equities Limited ACN 003 485 952	Tuesday, 3 February 2015	169.48		38 Units
CBA Equities Limited ACN 003 485 952	Tuesday, 3 February 2015	102.58		23 Units
CBA Equities Limited ACN 003 485 952	Tuesday, 3 February 2015	12,346.14		2,762 Units

CBA Equities Limited ACN 003 485 952	Tuesday, 3 February 2015	1,108.56		248 Units
CBA Equities Limited ACN 003 485 952	Tuesday, 3 February 2015	1,108.56		248 Units
CBA Equities Limited ACN 003 485 952	Tuesday, 3 February 2015	3,996.18		894 Units
CBA Equities Limited ACN 003 485 952	Tuesday, 3 February 2015	2,547.90		570 Units
CBA Equities Limited ACN 003 485 952	Tuesday, 3 February 2015	21,107.34		4,722 Units
CBA Equities Limited ACN 003 485 952	Tuesday, 3 February 2015	134.10		30 Units
CBA Equities Limited ACN 003 485 952	Tuesday, 3 February 2015	120.69		27 Units
CBA Equities Limited ACN 003 485 952	Tuesday, 3 February 2015	451.47		101 Units
CBA Equities Limited ACN 003 485 952	Tuesday, 3 February 2015	250.32		56 Units
CBA Equities Limited ACN 003 485 952	Tuesday, 3 February 2015	6,705.00		1,500 Units
CBA Equities Limited ACN 003 485 952	Tuesday, 3 February 2015	6,544.08		1,464 Units
CBA Equities Limited ACN 003 485 952	Tuesday, 3 February 2015	6,901.68		1,544 Units
CBA Equities Limited ACN 003 485 952	Tuesday, 3 February 2015	21,060.12		4,722 Units
CBA Equities Limited ACN 003 485 952	Tuesday, 3 February 2015	20,824.02		4,722 Units
CBA Equities Limited ACN 003 485 952	Tuesday, 3 February 2015	20,729.58		4,722 Units
CBA Equities Limited ACN 003 485 952	Tuesday, 3 February 2015	20,729.58		4,722 Units
CBA Equities Limited ACN 003 485 952	Tuesday, 3 February 2015	18,536.24		4,208 Units
CBA Equities Limited ACN 003 485 952	Tuesday, 3 February 2015	2,264.17		514 Units
CBA Equities Limited	Tuesday, 3 February	5,441.94		1,234 Units

ACN 003 485 952	2015			
CBA Equities Limited ACN 003 485 952	Tuesday, 3 February 2015	3,660.30		830 Units
CBA Equities Limited ACN 003 485 952	Tuesday, 3 February 2015	11,721.78		2,658 Units
CBA Equities Limited ACN 003 485 952	Tuesday, 3 February 2015	21,390.66		4,722 Units
CBA Equities Limited ACN 003 485 952	Tuesday, 3 February 2015	21,343.44		4,722 Units
CBA Equities Limited ACN 003 485 952	Tuesday, 3 February 2015	21,673.98		4,722 Units
CBA Equities Limited ACN 003 485 952	Tuesday, 3 February 2015	21,673.98		4,722 Units
CBA Equities Limited ACN 003 485 952	Tuesday, 3 February 2015	21,673.98		4,722 Units
CBA Equities Limited ACN 003 485 952	Tuesday, 3 February 2015	21,673.98		4,722 Units
CBA Equities Limited ACN 003 485 952	Tuesday, 3 February 2015	21,626.76		4,722 Units
CBA Equities Limited ACN 003 485 952	Tuesday, 3 February 2015	996.26		218 Units
CBA Equities Limited ACN 003 485 952	Tuesday, 3 February 2015	6,832.15		1,495 Units
CBA Equities Limited ACN 003 485 952	Tuesday, 3 February 2015	10,602.40		2,320 Units
CBA Equities Limited ACN 003 485 952	Tuesday, 3 February 2015	6,795.59		1,487 Units
CBA Equities Limited ACN 003 485 952	Wednesday, 4 February 2015	21,858.23		4,721 Units
CBA Equities Limited ACN 003 485 952	Wednesday, 4 February 2015	21,763.81		4,721 Units
CBA Equities Limited ACN 003 485 952	Wednesday, 4 February 2015	21,716.60		4,721 Units
CBA Equities Limited ACN 003 485 952	Wednesday, 4 February 2015	21,338.92		4,721 Units
CBA Equities Limited ACN 003 485 952	Wednesday, 4 February 2015	21,291.71		4,721 Units
CBA Equities Limited ACN 003 485 952	Wednesday, 4 February 2015	21,197.29		4,721 Units

CBA Equities Limited ACN 003 485 952	Wednesday, 4 February 2015	89.80		20 Units
CBA Equities Limited ACN 003 485 952	Wednesday, 4 February 2015	6,061.50		1,350 Units
CBA Equities Limited ACN 003 485 952	Wednesday, 4 February 2015	85.31		19 Units
CBA Equities Limited ACN 003 485 952	Wednesday, 4 February 2015	6,286.00		1,400 Units
CBA Equities Limited ACN 003 485 952	Wednesday, 4 February 2015	8,674.68		1,932 Units
CBA Equities Limited ACN 003 485 952	Wednesday, 4 February 2015	21,150.08		4,721 Units
CBA Equities Limited ACN 003 485 952	Wednesday, 4 February 2015	21,244.50		4,721 Units
CBA Equities Limited ACN 003 485 952	Wednesday, 4 February 2015	21,291.71		4,721 Units
CBA Equities Limited ACN 003 485 952	Wednesday, 4 February 2015	21,291.71		4,721 Units
CBA Equities Limited ACN 003 485 952	Wednesday, 4 February 2015	30,192.45		6,665 Units
CBA Equities Limited ACN 003 485 952	Thursday, 5 February 2015	11,438.70		2,514 Units
CBA Equities Limited ACN 003 485 952	Thursday, 5 February 2015	10,037.30		2,206 Units
CBA Equities Limited ACN 003 485 952	Thursday, 5 February 2015	21,617.60		4,720 Units
CBA Equities Limited ACN 003 485 952	Thursday, 5 February 2015	21,523.20		4,720 Units
CBA Equities Limited ACN 003 485 952	Thursday, 5 February 2015	10,932.00		2,400 Units
CBA Equities Limited ACN 003 485 952	Thursday, 5 February 2015	10,567.60		2,320 Units
CBA Equities Limited ACN 003 485 952	Thursday, 5 February 2015	21,570.40		4,720 Units
CBA Equities Limited ACN 003 485 952	Thursday, 5 February 2015	14,002.48		3,064 Units
CBA Equities Limited	Thursday, 5 February	7,567.92		1,656 Units

ACN 003 485 952	2015			
CBA Equities Limited ACN 003 485 952	Thursday, 5 February 2015	21,428.80		4,720 Units
CBA Equities Limited ACN 003 485 952	Thursday, 5 February 2015	9,025.52		1,988 Units
CBA Equities Limited ACN 003 485 952	Thursday, 5 February 2015	3,772.74		831 Units
CBA Equities Limited ACN 003 485 952	Thursday, 5 February 2015	199.76		44 Units
CBA Equities Limited ACN 003 485 952	Thursday, 5 February 2015	8,430.78		1,857 Units
CBA Equities Limited ACN 003 485 952	Thursday, 5 February 2015	17,748.54		3,918 Units
CBA Equities Limited ACN 003 485 952	Thursday, 5 February 2015	3,633.06		802 Units
CBA Equities Limited ACN 003 485 952	Thursday, 5 February 2015	21,334.40		4,720 Units
CBA Equities Limited ACN 003 485 952	Thursday, 5 February 2015	21,523.20		4,720 Units
CBA Equities Limited ACN 003 485 952	Thursday, 5 February 2015	20,132.40		4,415 Units
CBA Equities Limited ACN 003 485 952	Thursday, 5 February 2015	1,390.80		305 Units
CBA Equities Limited ACN 003 485 952	Thursday, 5 February 2015	21,523.20		4,720 Units
CBA Equities Limited ACN 003 485 952	Thursday, 5 February 2015	14,138.46		3,087 Units
CBA Equities Limited ACN 003 485 952	Thursday, 5 February 2015	7,479.14		1,633 Units
CBA Equities Limited ACN 003 485 952	Thursday, 5 February 2015	21,617.60		4,720 Units
CBA Equities Limited ACN 003 485 952	Thursday, 5 February 2015	21,617.60		4,720 Units
CBA Equities Limited ACN 003 485 952	Thursday, 5 February 2015	21,617.60		4,720 Units
CBA Equities Limited ACN 003 485 952	Thursday, 5 February 2015	21,617.60		4,720 Units

CBA Equities Limited ACN 003 485 952	Thursday, 5 February 2015	21,617.60		4,720 Units
CBA Equities Limited ACN 003 485 952	Thursday, 5 February 2015	533,013.39		117,663 Units
CBA Equities Limited ACN 003 485 952	Friday, 6 February 2015	1,340.28		292 Units
CBA Equities Limited ACN 003 485 952	Friday, 6 February 2015	8,427.24		1,836 Units
CBA Equities Limited ACN 003 485 952	Friday, 6 February 2015	211.14		46 Units
CBA Equities Limited ACN 003 485 952	Friday, 6 February 2015	21,664.80		4,720 Units
CBA Equities Limited ACN 003 485 952	Friday, 6 February 2015	19,066.54		4,163 Units
CBA Equities Limited ACN 003 485 952	Friday, 6 February 2015	2,551.06		557 Units
CBA Equities Limited ACN 003 485 952	Friday, 6 February 2015	11,650.80		2,555 Units
CBA Equities Limited ACN 003 485 952	Friday, 6 February 2015	9.12		2 Units
CBA Equities Limited ACN 003 485 952	Friday, 6 February 2015	2,608.32		572 Units
CBA Equities Limited ACN 003 485 952	Friday, 6 February 2015	4.56		1 Units
CBA Equities Limited ACN 003 485 952	Friday, 6 February 2015	7,298.10		1,590 Units
CBA Equities Limited ACN 003 485 952	Friday, 6 February 2015	21,664.80		4,720 Units
CBA Equities Limited ACN 003 485 952	Friday, 6 February 2015	21,664.80		4,720 Units
CBA Equities Limited ACN 003 485 952	Friday, 6 February 2015	21,664.80		4,720 Units
CBA Equities Limited ACN 003 485 952	Friday, 6 February 2015	21,664.80		4,720 Units
CBA Equities Limited ACN 003 485 952	Friday, 6 February 2015	15,237.66		3,327 Units
CBA Equities Limited	Friday, 6 February 2015	851.88		186 Units

ACN 003 485 952				
CBA Equities Limited ACN 003 485 952	Friday, 6 February 2015	9,169.16		2,002 Units
CBA Equities Limited ACN 003 485 952	Friday, 6 February 2015	19,913.84		4,348 Units
CBA Equities Limited ACN 003 485 952	Monday, 9 February 2015	2,102.16		461 Units
CBA Equities Limited ACN 003 485 952	Monday, 9 February 2015	7,852.32		1,722 Units
CBA Equities Limited ACN 003 485 952	Monday, 9 February 2015	21,287.20		4,720 Units
CBA Equities Limited ACN 003 485 952	Monday, 9 February 2015	21,145.60		4,720 Units
CBA Equities Limited ACN 003 485 952	Monday, 9 February 2015	21,145.60		4,720 Units
CBA Equities Limited ACN 003 485 952	Monday, 9 February 2015	21,145.60		4,720 Units
CBA Equities Limited ACN 003 485 952	Monday, 9 February 2015	21,192.80		4,720 Units
CBA Equities Limited ACN 003 485 952	Monday, 9 February 2015	21,381.60		4,720 Units
CBA Equities Limited ACN 003 485 952	Monday, 9 February 2015	16,937.67		3,739 Units
CBA Equities Limited ACN 003 485 952	Monday, 9 February 2015	4,443.93		981 Units
CBA Equities Limited ACN 003 485 952	Tuesday, 10 February 2015	21,329.88		4,719 Units
CBA Equities Limited ACN 003 485 952	Tuesday, 10 February 2015	2,914.01		649 Units
CBA Equities Limited ACN 003 485 952	Tuesday, 10 February 2015	18,396.40		4,070 Units
CBA Equities Limited ACN 003 485 952	Tuesday, 10 February 2015	21,329.88		4,719 Units
CBA Equities Limited ACN 003 485 952	Tuesday, 10 February 2015	21,424.26		4,719 Units
CBA Equities Limited ACN 003 485 952	Tuesday, 10 February 2015	21,660.21		4,719 Units

CBA Equities Limited ACN 003 485 952	Tuesday, 10 February 2015	459.00		100 Units
CBA Equities Limited ACN 003 485 952	Tuesday, 10 February 2015	21,201.21		4,619 Units
CBA Equities Limited ACN 003 485 952	Tuesday, 10 February 2015	21,613.02		4,719 Units
CBA Equities Limited ACN 003 485 952	Tuesday, 10 February 2015	21,660.21		4,719 Units
CBA Equities Limited ACN 003 485 952	Tuesday, 10 February 2015	21,613.02		4,719 Units
CBA Equities Limited ACN 003 485 952	Tuesday, 10 February 2015	8,597.40		1,869 Units
CBA Equities Limited ACN 003 485 952	Tuesday, 10 February 2015	21,471.45		4,719 Units
CBA Equities Limited ACN 003 485 952	Tuesday, 10 February 2015	21,518.64		4,719 Units
CBA Equities Limited ACN 003 485 952	Wednesday, 11 February 2015	20,431.25		4,375 Units
CBA Equities Limited ACN 003 485 952	Wednesday, 11 February 2015	22,033.06		4,718 Units
CBA Equities Limited ACN 003 485 952	Wednesday, 11 February 2015	22,127.42		4,718 Units
CBA Equities Limited ACN 003 485 952	Wednesday, 11 February 2015	10,801.07		2,303 Units
CBA Equities Limited ACN 003 485 952	Wednesday, 11 February 2015	22,363.32		4,718 Units
CBA Equities Limited ACN 003 485 952	Wednesday, 11 February 2015	22,221.78		4,718 Units
CBA Equities Limited ACN 003 485 952	Wednesday, 11 February 2015	10,960.40		2,332 Units
CBA Equities Limited ACN 003 485 952	Wednesday, 11 February 2015	831.26		178 Units
CBA Equities Limited ACN 003 485 952	Wednesday, 11 February 2015	770.55		165 Units
CBA Equities Limited ACN 003 485 952	Wednesday, 11 February 2015	4,459.62		957 Units
CBA Equities Limited	Wednesday, 11	6,659.14		1,429 Units

ACN 003 485 952	February 2015			
CBA Equities Limited ACN 003 485 952	Wednesday, 11 February 2015	22,174.60		4,718 Units
CBA Equities Limited ACN 003 485 952	Wednesday, 11 February 2015	22,268.96		4,718 Units
CBA Equities Limited ACN 003 485 952	Wednesday, 11 February 2015	11,341.68		2,408 Units
CBA Equities Limited ACN 003 485 952	Wednesday, 11 February 2015	10,903.20		2,310 Units
CBA Equities Limited ACN 003 485 952	Wednesday, 11 February 2015	22,268.96		4,718 Units
CBA Equities Limited ACN 003 485 952	Thursday, 12 February 2015	829.50		175 Units
CBA Equities Limited ACN 003 485 952	Thursday, 12 February 2015	9,190.86		1,939 Units
CBA Equities Limited ACN 003 485 952	Thursday, 12 February 2015	6,108.50		1,286 Units
CBA Equities Limited ACN 003 485 952	Thursday, 12 February 2015	16,297.25		3,431 Units
CBA Equities Limited ACN 003 485 952	Thursday, 12 February 2015	22,405.75		4,717 Units
CBA Equities Limited ACN 003 485 952	Thursday, 12 February 2015	22,405.75		4,717 Units
CBA Equities Limited ACN 003 485 952	Thursday, 12 February 2015	20,500.50		4,325 Units
CBA Equities Limited ACN 003 485 952	Thursday, 12 February 2015	1,865.92		392 Units
CBA Equities Limited ACN 003 485 952	Thursday, 12 February 2015	22,452.92		4,717 Units
CBA Equities Limited ACN 003 485 952	Thursday, 12 February 2015	22,358.58		4,717 Units
CBA Equities Limited ACN 003 485 952	Thursday, 12 February 2015	22,358.58		4,717 Units
CBA Equities Limited ACN 003 485 952	Thursday, 12 February 2015	22,358.58		4,717 Units
CBA Equities Limited ACN 003 485 952	Thursday, 12 February 2015	4,725.78		997 Units

CBA Equities Limited ACN 003 485 952	Thursday, 12 February 2015	2,967.24		626 Units
CBA Equities Limited ACN 003 485 952	Thursday, 12 February 2015	445.56		94 Units
CBA Equities Limited ACN 003 485 952	Thursday, 12 February 2015	407.64		86 Units
CBA Equities Limited ACN 003 485 952	Thursday, 12 February 2015	13,812.36		2,914 Units
CBA Equities Limited ACN 003 485 952	Thursday, 12 February 2015	22,264.24		4,717 Units
CBA Equities Limited ACN 003 485 952	Thursday, 12 February 2015	22,358.58		4,717 Units
CBA Equities Limited ACN 003 485 952	Thursday, 12 February 2015	22,311.41		4,717 Units
CBA Equities Limited ACN 003 485 952	Thursday, 12 February 2015	6,025.40		1,282 Units
CBA Equities Limited ACN 003 485 952	Thursday, 12 February 2015	239.70		51 Units
CBA Equities Limited ACN 003 485 952	Thursday, 12 February 2015	3,200.70		681 Units
CBA Equities Limited ACN 003 485 952	Thursday, 12 February 2015	12,704.10		2,703 Units
CBA Equities Limited ACN 003 485 952	Thursday, 12 February 2015	1,585.92		336 Units
CBA Equities Limited ACN 003 485 952	Thursday, 12 February 2015	11,592.32		2,456 Units
CBA Equities Limited ACN 003 485 952	Thursday, 12 February 2015	9,124.50		1,925 Units
CBA Equities Limited ACN 003 485 952	Thursday, 12 February 2015	22,358.58		4,717 Units
CBA Equities Limited ACN 003 485 952	Thursday, 12 February 2015	22,358.58		4,717 Units
CBA Equities Limited ACN 003 485 952	Thursday, 12 February 2015	8,162.28		1,722 Units
CBA Equities Limited ACN 003 485 952	Thursday, 12 February 2015	14,196.30		2,995 Units
CBA Equities Limited	Thursday, 12 February	22,358.58		4,717 Units

ACN 003 485 952	2015			
CBA Equities Limited ACN 003 485 952	Thursday, 12 February 2015	22,358.58		4,717 Units
CBA Equities Limited ACN 003 485 952	Thursday, 12 February 2015	22,169.90		4,717 Units
CBA Equities Limited ACN 003 485 952	Thursday, 12 February 2015	7,595.64		1,623 Units
CBA Equities Limited ACN 003 485 952	Thursday, 12 February 2015	163.80		35 Units
CBA Equities Limited ACN 003 485 952	Thursday, 12 February 2015	1,422.72		304 Units
CBA Equities Limited ACN 003 485 952	Thursday, 12 February 2015	12,893.40		2,755 Units
CBA Equities Limited ACN 003 485 952	Thursday, 12 February 2015	26,489.20		5,636 Units
CBA Equities Limited ACN 003 485 952	Thursday, 12 February 2015	84,369.70		17,951 Units
CBA Equities Limited ACN 003 485 952	Thursday, 12 February 2015	67,557.80		14,374 Units
CBA Equities Limited ACN 003 485 952	Thursday, 12 February 2015	771,732.61		163,157 Units
CBA Equities Limited ACN 003 485 952	Friday, 13 February 2015	22,547.26		4,717 Units
CBA Equities Limited ACN 003 485 952	Friday, 13 February 2015	22,641.60		4,717 Units
CBA Equities Limited ACN 003 485 952	Friday, 13 February 2015	4,147.20		864 Units
CBA Equities Limited ACN 003 485 952	Friday, 13 February 2015	18,494.40		3,853 Units
CBA Equities Limited ACN 003 485 952	Friday, 13 February 2015	22,500.09		4,717 Units
CBA Equities Limited ACN 003 485 952	Friday, 13 February 2015	22,500.09		4,717 Units
CBA Equities Limited ACN 003 485 952	Friday, 13 February 2015	22,358.58		4,717 Units
CBA Equities Limited ACN 003 485 952	Friday, 13 February 2015	22,405.75		4,717 Units

CBA Equities Limited ACN 003 485 952	Friday, 13 February 2015	22,500.09		4,717 Units
CBA Equities Limited ACN 003 485 952	Friday, 13 February 2015	16,227.54		3,402 Units
CBA Equities Limited ACN 003 485 952	Friday, 13 February 2015	6,272.55		1,315 Units
CBA Equities Limited ACN 003 485 952	Friday, 13 February 2015	22,500.09		4,717 Units
CBA Equities Limited ACN 003 485 952	Friday, 13 February 2015	3,539.34		742 Units
CBA Equities Limited ACN 003 485 952	Friday, 13 February 2015	3,167.28		664 Units
CBA Equities Limited ACN 003 485 952	Friday, 13 February 2015	3,143.43		659 Units
CBA Equities Limited ACN 003 485 952	Friday, 13 February 2015	3,172.05		665 Units
CBA Equities Limited ACN 003 485 952	Friday, 13 February 2015	3,172.05		665 Units
CBA Equities Limited ACN 003 485 952	Friday, 13 February 2015	6,319.16		1,322 Units
CBA Equities Limited ACN 003 485 952	Friday, 13 February 2015	22,500.09		4,717 Units
CBA Equities Limited ACN 003 485 952	Friday, 13 February 2015	22,500.09		4,717 Units
CBA Equities Limited ACN 003 485 952	Friday, 13 February 2015	22,547.26		4,717 Units
CBA Equities Limited ACN 003 485 952	Friday, 13 February 2015	22,547.26		4,717 Units
CBA Equities Limited ACN 003 485 952	Friday, 13 February 2015	7,514.16		1,572 Units
CBA Equities Limited ACN 003 485 952	Friday, 13 February 2015	1,520.04		318 Units
CBA Equities Limited ACN 003 485 952	Friday, 13 February 2015	3,035.30		635 Units
CBA Equities Limited ACN 003 485 952	Friday, 13 February 2015	10,477.76		2,192 Units
CBA Equities Limited	Friday, 13 February	2,022.48		424 Units

ACN 003 485 952	2015			
CBA Equities Limited ACN 003 485 952	Friday, 13 February 2015	9,721.26		2,038 Units
CBA Equities Limited ACN 003 485 952	Friday, 13 February 2015	1,292.67		271 Units
CBA Equities Limited ACN 003 485 952	Friday, 13 February 2015	9,463.68		1,984 Units
CBA Equities Limited ACN 003 485 952	Friday, 13 February 2015	9,096.34		1,903 Units
CBA Equities Limited ACN 003 485 952	Friday, 13 February 2015	3,150.02		659 Units
CBA Equities Limited ACN 003 485 952	Friday, 13 February 2015	9,450.06		1,977 Units
CBA Equities Limited ACN 003 485 952	Friday, 13 February 2015	592.72		124 Units
CBA Equities Limited ACN 003 485 952	Friday, 13 February 2015	148.18		31 Units
CBA Equities Limited ACN 003 485 952	Friday, 13 February 2015	109.94		23 Units
CBA Equities Limited ACN 003 485 952	Friday, 13 February 2015	61,709.57		12,883 Units
CBA Equities Limited ACN 003 485 952	Friday, 13 February 2015	37,505.70		7,830 Units
CBA Equities Limited ACN 003 485 952	Friday, 13 February 2015	69,052.64		14,416 Units
CBA Equities Limited ACN 003 485 952	Friday, 13 February 2015	28,931.60		6,040 Units
CBA Equities Limited ACN 003 485 952	Friday, 13 February 2015	1,935.16		404 Units
CBA Equities Limited ACN 003 485 952	Friday, 13 February 2015	88,514.41		18,479 Units
CBA Equities Limited ACN 003 485 952	Friday, 13 February 2015	385,122.70		81,941 Units
CBA Equities Limited ACN 003 485 952	Monday, 16 February 2015	22,500.09		4,717 Units
CBA Equities Limited ACN 003 485 952	Monday, 16 February 2015	22,358.58		4,717 Units

CBA Equities Limited ACN 003 485 952	Monday, 16 February 2015	22,169.90		4,717 Units
CBA Equities Limited ACN 003 485 952	Monday, 16 February 2015	22,122.73		4,717 Units
CBA Equities Limited ACN 003 485 952	Monday, 16 February 2015	16,630.74		3,546 Units
CBA Equities Limited ACN 003 485 952	Monday, 16 February 2015	3,784.83		807 Units
CBA Equities Limited ACN 003 485 952	Monday, 16 February 2015	1,707.16		364 Units
CBA Equities Limited ACN 003 485 952	Monday, 16 February 2015	18,314.56		3,872 Units
CBA Equities Limited ACN 003 485 952	Monday, 16 February 2015	3,996.85		845 Units
CBA Equities Limited ACN 003 485 952	Monday, 16 February 2015	5,182.56		1,098 Units
CBA Equities Limited ACN 003 485 952	Monday, 16 February 2015	15,122.88		3,204 Units
CBA Equities Limited ACN 003 485 952	Monday, 16 February 2015	136.88		29 Units
CBA Equities Limited ACN 003 485 952	Monday, 16 February 2015	1,821.92		386 Units
CBA Equities Limited ACN 003 485 952	Monday, 16 February 2015	33,781.98		7,127 Units
CBA Equities Limited ACN 003 485 952	Tuesday, 17 February 2015	9,938.10		2,110 Units
CBA Equities Limited ACN 003 485 952	Tuesday, 17 February 2015	15,186.96		3,204 Units
CBA Equities Limited ACN 003 485 952	Tuesday, 17 February 2015	7,162.14		1,511 Units
CBA Equities Limited ACN 003 485 952	Tuesday, 17 February 2015	22,301.95		4,715 Units
CBA Equities Limited ACN 003 485 952	Tuesday, 17 February 2015	22,301.95		4,715 Units
CBA Equities Limited ACN 003 485 952	Tuesday, 17 February 2015	5,893.58		1,246 Units
CBA Equities Limited	Tuesday, 17 February	16,408.37		3,469 Units

ACN 003 485 952	2015			
CBA Equities Limited ACN 003 485 952	Tuesday, 17 February 2015	22,254.80		4,715 Units
CBA Equities Limited ACN 003 485 952	Tuesday, 17 February 2015	11,422.40		2,420 Units
CBA Equities Limited ACN 003 485 952	Tuesday, 17 February 2015	3,289.84		697 Units
CBA Equities Limited ACN 003 485 952	Tuesday, 17 February 2015	1,128.08		239 Units
CBA Equities Limited ACN 003 485 952	Tuesday, 17 February 2015	6,414.48		1,359 Units
CBA Equities Limited ACN 003 485 952	Tuesday, 17 February 2015	22,254.80		4,715 Units
CBA Equities Limited ACN 003 485 952	Tuesday, 17 February 2015	22,113.35		4,715 Units
CBA Equities Limited ACN 003 485 952	Tuesday, 17 February 2015	22,113.35		4,715 Units
CBA Equities Limited ACN 003 485 952	Tuesday, 17 February 2015	22,113.35		4,715 Units
CBA Equities Limited ACN 003 485 952	Tuesday, 17 February 2015	22,113.35		4,715 Units
CBA Equities Limited ACN 003 485 952	Tuesday, 17 February 2015	22,113.35		4,715 Units
CBA Equities Limited ACN 003 485 952	Tuesday, 17 February 2015	22,113.35		4,715 Units
CBA Equities Limited ACN 003 485 952	Tuesday, 17 February 2015	15,931.93		3,397 Units
CBA Equities Limited ACN 003 485 952	Tuesday, 17 February 2015	6,181.42		1,318 Units
CBA Equities Limited ACN 003 485 952	Tuesday, 17 February 2015	22,066.20		4,715 Units
CBA Equities Limited ACN 003 485 952	Tuesday, 17 February 2015	6,326.20		1,346 Units
CBA Equities Limited ACN 003 485 952	Tuesday, 17 February 2015	13,202.30		2,809 Units
CBA Equities Limited ACN 003 485 952	Tuesday, 17 February 2015	13,521.90		2,877 Units

CBA Equities Limited ACN 003 485 952	Tuesday, 17 February 2015	28,679.40		6,102 Units
CBA Equities Limited ACN 003 485 952	Wednesday, 18 February 2015	22,344.36		4,714 Units
CBA Equities Limited ACN 003 485 952	Wednesday, 18 February 2015	22,297.22		4,714 Units
CBA Equities Limited ACN 003 485 952	Wednesday, 18 February 2015	22,344.36		4,714 Units
CBA Equities Limited ACN 003 485 952	Wednesday, 18 February 2015	22,344.36		4,714 Units
CBA Equities Limited ACN 003 485 952	Wednesday, 18 February 2015	22,297.22		4,714 Units
CBA Equities Limited ACN 003 485 952	Wednesday, 18 February 2015	22,391.50		4,714 Units
CBA Equities Limited ACN 003 485 952	Wednesday, 18 February 2015	15,518.25		3,267 Units
CBA Equities Limited ACN 003 485 952	Wednesday, 18 February 2015	6,873.25		1,447 Units
CBA Equities Limited ACN 003 485 952	Wednesday, 18 February 2015	22,391.50		4,714 Units
CBA Equities Limited ACN 003 485 952	Wednesday, 18 February 2015	22,391.50		4,714 Units
CBA Equities Limited ACN 003 485 952	Wednesday, 18 February 2015	22,344.36		4,714 Units
CBA Equities Limited ACN 003 485 952	Wednesday, 18 February 2015	22,344.36		4,714 Units
CBA Equities Limited ACN 003 485 952	Wednesday, 18 February 2015	5,278.68		1,116 Units
CBA Equities Limited ACN 003 485 952	Wednesday, 18 February 2015	269.61		57 Units
CBA Equities Limited ACN 003 485 952	Wednesday, 18 February 2015	359.48		76 Units
CBA Equities Limited ACN 003 485 952	Wednesday, 18 February 2015	2,062.28		436 Units
CBA Equities Limited ACN 003 485 952	Wednesday, 18 February 2015	151.36		32 Units
CBA Equities Limited	Wednesday, 18	827.75		175 Units

ACN 003 485 952	February 2015			
CBA Equities Limited ACN 003 485 952	Wednesday, 18 February 2015	28.38		6 Units
CBA Equities Limited ACN 003 485 952	Wednesday, 18 February 2015	23.65		5 Units
CBA Equities Limited ACN 003 485 952	Wednesday, 18 February 2015	1,243.99		263 Units
CBA Equities Limited ACN 003 485 952	Wednesday, 18 February 2015	9,857.32		2,084 Units
CBA Equities Limited ACN 003 485 952	Wednesday, 18 February 2015	45,885.73		9,701 Units
CBA Equities Limited ACN 003 485 952	Wednesday, 18 February 2015	11,091.85		2,345 Units
CBA Equities Limited ACN 003 485 952	Wednesday, 18 February 2015	71,096.63		15,031 Units
CBA Equities Limited ACN 003 485 952	Thursday, 19 February 2015	436.08		92 Units
CBA Equities Limited ACN 003 485 952	Thursday, 19 February 2015	222.78		47 Units
CBA Equities Limited ACN 003 485 952	Thursday, 19 February 2015	22,391.50		4,714 Units
CBA Equities Limited ACN 003 485 952	Thursday, 19 February 2015	22,344.36		4,714 Units
CBA Equities Limited ACN 003 485 952	Thursday, 19 February 2015	21,975.58		4,646 Units
CBA Equities Limited ACN 003 485 952	Thursday, 19 February 2015	321.64		68 Units
CBA Equities Limited ACN 003 485 952	Thursday, 19 February 2015	21,961.39		4,643 Units
CBA Equities Limited ACN 003 485 952	Thursday, 19 February 2015	335.83		71 Units
CBA Equities Limited ACN 003 485 952	Thursday, 19 February 2015	22,250.08		4,714 Units
CBA Equities Limited ACN 003 485 952	Thursday, 19 February 2015	9,173.64		1,956 Units
CBA Equities Limited ACN 003 485 952	Thursday, 19 February 2015	12,935.02		2,758 Units

CBA Equities Limited ACN 003 485 952	Thursday, 19 February 2015	4,985.47		1,063 Units
CBA Equities Limited ACN 003 485 952	Thursday, 19 February 2015	3,212.65		685 Units
CBA Equities Limited ACN 003 485 952	Thursday, 19 February 2015	13,910.54		2,966 Units
CBA Equities Limited ACN 003 485 952	Thursday, 19 February 2015	5,305.28		1,124 Units
CBA Equities Limited ACN 003 485 952	Thursday, 19 February 2015	16,944.80		3,590 Units
CBA Equities Limited ACN 003 485 952	Thursday, 19 February 2015	22,250.08		4,714 Units
CBA Equities Limited ACN 003 485 952	Thursday, 19 February 2015	13,579.44		2,877 Units
CBA Equities Limited ACN 003 485 952	Thursday, 19 February 2015	8,670.64		1,837 Units
CBA Equities Limited ACN 003 485 952	Thursday, 19 February 2015	22,202.94		4,714 Units
CBA Equities Limited ACN 003 485 952	Thursday, 19 February 2015	8,129.10		1,715 Units
CBA Equities Limited ACN 003 485 952	Friday, 20 February 2015	9,874.80		2,110 Units
CBA Equities Limited ACN 003 485 952	Friday, 20 February 2015	22,056.84		4,713 Units
CBA Equities Limited ACN 003 485 952	Friday, 20 February 2015	21,962.58		4,713 Units
CBA Equities Limited ACN 003 485 952	Friday, 20 February 2015	1,139.25		245 Units
CBA Equities Limited ACN 003 485 952	Friday, 20 February 2015	20,776.20		4,468 Units
CBA Equities Limited ACN 003 485 952	Friday, 20 February 2015	13,141.20		2,820 Units
CBA Equities Limited ACN 003 485 952	Friday, 20 February 2015	8,821.38		1,893 Units
CBA Equities Limited ACN 003 485 952	Friday, 20 February 2015	22,009.71		4,713 Units
CBA Equities Limited	Friday, 20 February	1,545.77		331 Units

ACN 003 485 952	2015			
CBA Equities Limited ACN 003 485 952	Friday, 20 February 2015	11,600.28		2,484 Units
CBA Equities Limited ACN 003 485 952	Friday, 20 February 2015	26,506.92		5,676 Units
CBA Equities Limited ACN 003 485 952	Monday, 23 February 2015	19,873.12		4,283 Units
CBA Equities Limited ACN 003 485 952	Monday, 23 February 2015	6,690.88		1,442 Units
CBA Equities Limited ACN 003 485 952	Monday, 23 February 2015	5,150.40		1,110 Units
CBA Equities Limited ACN 003 485 952	Monday, 23 February 2015	2,876.80		620 Units
CBA Equities Limited ACN 003 485 952	Monday, 23 February 2015	7,211.88		1,541 Units
CBA Equities Limited ACN 003 485 952	Monday, 23 February 2015	22,198.23		4,713 Units
CBA Equities Limited ACN 003 485 952	Monday, 23 February 2015	55,488.51		11,781 Units
CBA Equities Limited ACN 003 485 952	Monday, 23 February 2015	22,198.23		4,713 Units
CBA Equities Limited ACN 003 485 952	Monday, 23 February 2015	22,198.23		4,713 Units
CBA Equities Limited ACN 003 485 952	Monday, 23 February 2015	22,198.23		4,713 Units
CBA Equities Limited ACN 003 485 952	Monday, 23 February 2015	1,460.10		310 Units
CBA Equities Limited ACN 003 485 952	Monday, 23 February 2015	20,738.13		4,403 Units
CBA Equities Limited ACN 003 485 952	Monday, 23 February 2015	22,292.49		4,713 Units
CBA Equities Limited ACN 003 485 952	Monday, 23 February 2015	188.40		40 Units
CBA Equities Limited ACN 003 485 952	Monday, 23 February 2015	273.18		58 Units
CBA Equities Limited ACN 003 485 952	Monday, 23 February 2015	4.71		1 Units

CBA Equities Limited ACN 003 485 952	Monday, 23 February 2015	259.05		55 Units
CBA Equities Limited ACN 003 485 952	Monday, 23 February 2015	259.05		55 Units
CBA Equities Limited ACN 003 485 952	Monday, 23 February 2015	259.05		55 Units
CBA Equities Limited ACN 003 485 952	Monday, 23 February 2015	273.18		58 Units
CBA Equities Limited ACN 003 485 952	Monday, 23 February 2015	273.18		58 Units
CBA Equities Limited ACN 003 485 952	Monday, 23 February 2015	273.18		58 Units
CBA Equities Limited ACN 003 485 952	Monday, 23 February 2015	273.18		58 Units
CBA Equities Limited ACN 003 485 952	Monday, 23 February 2015	259.05		55 Units
CBA Equities Limited ACN 003 485 952	Monday, 23 February 2015	259.05		55 Units
CBA Equities Limited ACN 003 485 952	Monday, 23 February 2015	259.05		55 Units
CBA Equities Limited ACN 003 485 952	Monday, 23 February 2015	4.71		1 Units
CBA Equities Limited ACN 003 485 952	Monday, 23 February 2015	273.18		58 Units
CBA Equities Limited ACN 003 485 952	Monday, 23 February 2015	273.18		58 Units
CBA Equities Limited ACN 003 485 952	Monday, 23 February 2015	273.18		58 Units
CBA Equities Limited ACN 003 485 952	Monday, 23 February 2015	273.18		58 Units
CBA Equities Limited ACN 003 485 952	Monday, 23 February 2015	259.05		55 Units
CBA Equities Limited ACN 003 485 952	Monday, 23 February 2015	259.05		55 Units
CBA Equities Limited ACN 003 485 952	Monday, 23 February 2015	259.05		55 Units
CBA Equities Limited	Monday, 23 February	273.18		58 Units

ACN 003 485 952	2015			
CBA Equities Limited ACN 003 485 952	Monday, 23 February 2015	273.18		58 Units
CBA Equities Limited ACN 003 485 952	Monday, 23 February 2015	273.18		58 Units
CBA Equities Limited ACN 003 485 952	Monday, 23 February 2015	4.71		1 Units
CBA Equities Limited ACN 003 485 952	Monday, 23 February 2015	273.18		58 Units
CBA Equities Limited ACN 003 485 952	Monday, 23 February 2015	259.05		55 Units
CBA Equities Limited ACN 003 485 952	Monday, 23 February 2015	259.05		55 Units
CBA Equities Limited ACN 003 485 952	Monday, 23 February 2015	259.05		55 Units
CBA Equities Limited ACN 003 485 952	Monday, 23 February 2015	273.18		58 Units
CBA Equities Limited ACN 003 485 952	Monday, 23 February 2015	273.18		58 Units
CBA Equities Limited ACN 003 485 952	Monday, 23 February 2015	273.18		58 Units
CBA Equities Limited ACN 003 485 952	Monday, 23 February 2015	273.18		58 Units
CBA Equities Limited ACN 003 485 952	Monday, 23 February 2015	259.05		55 Units
CBA Equities Limited ACN 003 485 952	Monday, 23 February 2015	4.71		1 Units
CBA Equities Limited ACN 003 485 952	Monday, 23 February 2015	259.05		55 Units
CBA Equities Limited ACN 003 485 952	Monday, 23 February 2015	259.05		55 Units
CBA Equities Limited ACN 003 485 952	Monday, 23 February 2015	273.18		58 Units
CBA Equities Limited ACN 003 485 952	Monday, 23 February 2015	273.18		58 Units
CBA Equities Limited ACN 003 485 952	Monday, 23 February 2015	273.18		58 Units

CBA Equities Limited ACN 003 485 952	Monday, 23 February 2015	273.18		58 Units
CBA Equities Limited ACN 003 485 952	Monday, 23 February 2015	259.05		55 Units
CBA Equities Limited ACN 003 485 952	Monday, 23 February 2015	259.05		55 Units
CBA Equities Limited ACN 003 485 952	Monday, 23 February 2015	259.05		55 Units
CBA Equities Limited ACN 003 485 952	Monday, 23 February 2015	4.71		1 Units
CBA Equities Limited ACN 003 485 952	Monday, 23 February 2015	273.18		58 Units
CBA Equities Limited ACN 003 485 952	Monday, 23 February 2015	273.18		58 Units
CBA Equities Limited ACN 003 485 952	Monday, 23 February 2015	273.18		58 Units
CBA Equities Limited ACN 003 485 952	Monday, 23 February 2015	273.18		58 Units
CBA Equities Limited ACN 003 485 952	Monday, 23 February 2015	259.05		55 Units
CBA Equities Limited ACN 003 485 952	Monday, 23 February 2015	259.05		55 Units
CBA Equities Limited ACN 003 485 952	Monday, 23 February 2015	259.05		55 Units
CBA Equities Limited ACN 003 485 952	Monday, 23 February 2015	273.18		58 Units
CBA Equities Limited ACN 003 485 952	Monday, 23 February 2015	273.18		58 Units
CBA Equities Limited ACN 003 485 952	Monday, 23 February 2015	273.18		58 Units
CBA Equities Limited ACN 003 485 952	Monday, 23 February 2015	4.71		1 Units
CBA Equities Limited ACN 003 485 952	Monday, 23 February 2015	259.05		55 Units
CBA Equities Limited	Monday, 23 February	259.05		55 Units

ACN 003 485 952	2015			
CBA Equities Limited ACN 003 485 952	Monday, 23 February 2015	259.05		55 Units
CBA Equities Limited ACN 003 485 952	Monday, 23 February 2015	273.18		58 Units
CBA Equities Limited ACN 003 485 952	Monday, 23 February 2015	273.18		58 Units
CBA Equities Limited ACN 003 485 952	Monday, 23 February 2015	273.18		58 Units
CBA Equities Limited ACN 003 485 952	Monday, 23 February 2015	273.18		58 Units
CBA Equities Limited ACN 003 485 952	Monday, 23 February 2015	259.05		55 Units
CBA Equities Limited ACN 003 485 952	Monday, 23 February 2015	259.05		55 Units
CBA Equities Limited ACN 003 485 952	Monday, 23 February 2015	259.05		55 Units
CBA Equities Limited ACN 003 485 952	Monday, 23 February 2015	4.71		1 Units
CBA Equities Limited ACN 003 485 952	Monday, 23 February 2015	273.18		58 Units
CBA Equities Limited ACN 003 485 952	Monday, 23 February 2015	273.18		58 Units
CBA Equities Limited ACN 003 485 952	Monday, 23 February 2015	273.18		58 Units
CBA Equities Limited ACN 003 485 952	Monday, 23 February 2015	273.18		58 Units
CBA Equities Limited ACN 003 485 952	Monday, 23 February 2015	259.05		55 Units
CBA Equities Limited ACN 003 485 952	Monday, 23 February 2015	259.05		55 Units
CBA Equities Limited ACN 003 485 952	Monday, 23 February 2015	259.05		55 Units
CBA Equities Limited ACN 003 485 952	Monday, 23 February 2015	1,709.73		363 Units
CBA Equities Limited ACN 003 485 952	Monday, 23 February 2015	273.18		58 Units

CBA Equities Limited ACN 003 485 952	Monday, 23 February 2015	273.18		58 Units
CBA Equities Limited ACN 003 485 952	Monday, 23 February 2015	273.18		58 Units
CBA Equities Limited ACN 003 485 952	Monday, 23 February 2015	273.18		58 Units
CBA Equities Limited ACN 003 485 952	Monday, 23 February 2015	4.71		1 Units
CBA Equities Limited ACN 003 485 952	Monday, 23 February 2015	259.05		55 Units
CBA Equities Limited ACN 003 485 952	Monday, 23 February 2015	259.05		55 Units
CBA Equities Limited ACN 003 485 952	Monday, 23 February 2015	259.05		55 Units
CBA Equities Limited ACN 003 485 952	Monday, 23 February 2015	273.18		58 Units
CBA Equities Limited ACN 003 485 952	Monday, 23 February 2015	240.21		51 Units
CBA Equities Limited ACN 003 485 952	Tuesday, 24 February 2015	5,063.76		1,082 Units
CBA Equities Limited ACN 003 485 952	Tuesday, 24 February 2015	191.88		41 Units
CBA Equities Limited ACN 003 485 952	Tuesday, 24 February 2015	191.88		41 Units
CBA Equities Limited ACN 003 485 952	Tuesday, 24 February 2015	191.88		41 Units
CBA Equities Limited ACN 003 485 952	Tuesday, 24 February 2015	191.88		41 Units
CBA Equities Limited ACN 003 485 952	Tuesday, 24 February 2015	11,405.16		2,437 Units
CBA Equities Limited ACN 003 485 952	Tuesday, 24 February 2015	191.88		41 Units
CBA Equities Limited ACN 003 485 952	Tuesday, 24 February 2015	4,623.84		988 Units
CBA Equities Limited ACN 003 485 952	Tuesday, 24 February 2015	22,052.16		4,712 Units
CBA Equities Limited	Tuesday, 24 February	21,957.92		4,712 Units

ACN 003 485 952	2015			
CBA Equities Limited ACN 003 485 952	Tuesday, 24 February 2015	21,957.92		4,712 Units
CBA Equities Limited ACN 003 485 952	Tuesday, 24 February 2015	21,957.92		4,712 Units
CBA Equities Limited ACN 003 485 952	Tuesday, 24 February 2015	21,863.68		4,712 Units
CBA Equities Limited ACN 003 485 952	Tuesday, 24 February 2015	21,910.80		4,712 Units
CBA Equities Limited ACN 003 485 952	Tuesday, 24 February 2015	21,863.68		4,712 Units
CBA Equities Limited ACN 003 485 952	Tuesday, 24 February 2015	11,508.75		2,475 Units
CBA Equities Limited ACN 003 485 952	Tuesday, 24 February 2015	1,590.30		342 Units
CBA Equities Limited ACN 003 485 952	Tuesday, 24 February 2015	8,811.75		1,895 Units
CBA Equities Limited ACN 003 485 952	Tuesday, 24 February 2015	21,910.80		4,712 Units
CBA Equities Limited ACN 003 485 952	Tuesday, 24 February 2015	19,256.00		4,150 Units
CBA Equities Limited ACN 003 485 952	Tuesday, 24 February 2015	2,607.68		562 Units
CBA Equities Limited ACN 003 485 952	Tuesday, 24 February 2015	21,910.80		4,712 Units
CBA Equities Limited ACN 003 485 952	Tuesday, 24 February 2015	21,910.80		4,712 Units
CBA Equities Limited ACN 003 485 952	Tuesday, 24 February 2015	21,910.80		4,712 Units
CBA Equities Limited ACN 003 485 952	Tuesday, 24 February 2015	21,910.80		4,712 Units
CBA Equities Limited ACN 003 485 952	Tuesday, 24 February 2015	21,910.80		4,712 Units
CBA Equities Limited ACN 003 485 952	Tuesday, 24 February 2015	21,910.80		4,712 Units
CBA Equities Limited ACN 003 485 952	Tuesday, 24 February 2015	21,863.68		4,712 Units
CBA Equities Limited ACN 003 485 952	Tuesday, 24 February 2015	21,863.68		4,712 Units

CBA Equities Limited ACN 003 485 952	Tuesday, 24 February 2015	21,816.56		4,712 Units
CBA Equities Limited ACN 003 485 952	Tuesday, 24 February 2015	21,816.56		4,712 Units
CBA Equities Limited ACN 003 485 952	Wednesday, 25 February 2015	21,953.26		4,711 Units
CBA Equities Limited ACN 003 485 952	Wednesday, 25 February 2015	17,222.96		3,688 Units
CBA Equities Limited ACN 003 485 952	Wednesday, 25 February 2015	4,777.41		1,023 Units
CBA Equities Limited ACN 003 485 952	Wednesday, 25 February 2015	22,000.37		4,711 Units
CBA Equities Limited ACN 003 485 952	Wednesday, 25 February 2015	3,581.89		767 Units
CBA Equities Limited ACN 003 485 952	Wednesday, 25 February 2015	18,418.48		3,944 Units
CBA Equities Limited ACN 003 485 952	Wednesday, 25 February 2015	22,000.37		4,711 Units
CBA Equities Limited ACN 003 485 952	Wednesday, 25 February 2015	71,618.04		15,303 Units
CBA Equities Limited ACN 003 485 952	Wednesday, 25 February 2015	55,121.04		11,778 Units
CBA Equities Limited ACN 003 485 952	Thursday, 26 February 2015	7,011.55		1,495 Units
CBA Equities Limited ACN 003 485 952	Thursday, 26 February 2015	22,000.37		4,711 Units
CBA Equities Limited ACN 003 485 952	Thursday, 26 February 2015	1,872.67		401 Units
CBA Equities Limited ACN 003 485 952	Thursday, 26 February 2015	93.40		20 Units
CBA Equities Limited ACN 003 485 952	Thursday, 26 February 2015	93.40		20 Units
CBA Equities Limited ACN 003 485 952	Thursday, 26 February 2015	4,670.00		1,000 Units
CBA Equities Limited ACN 003 485 952	Thursday, 26 February 2015	4,670.00		1,000 Units
CBA Equities Limited	Thursday, 26 February	4,670.00		1,000 Units

ACN 003 485 952	2015			
CBA Equities Limited ACN 003 485 952	Thursday, 26 February 2015	4,670.00		1,000 Units
CBA Equities Limited ACN 003 485 952	Thursday, 26 February 2015	1,258.20		270 Units
CBA Equities Limited ACN 003 485 952	Friday, 27 February 2015	22,000.37		4,711 Units
CBA Equities Limited ACN 003 485 952	Friday, 27 February 2015	22,000.37		4,711 Units
CBA Equities Limited ACN 003 485 952	Friday, 27 February 2015	22,094.59		4,711 Units
CBA Equities Limited ACN 003 485 952	Friday, 27 February 2015	22,094.59		4,711 Units
CBA Equities Limited ACN 003 485 952	Friday, 27 February 2015	22,094.59		4,711 Units
CBA Equities Limited ACN 003 485 952	Friday, 27 February 2015	11,401.39		2,431 Units
CBA Equities Limited ACN 003 485 952	Friday, 27 February 2015	10,693.20		2,280 Units
CBA Equities Limited ACN 003 485 952	Friday, 27 February 2015	22,047.48		4,711 Units
CBA Equities Limited ACN 003 485 952	Friday, 27 February 2015	8,002.80		1,710 Units
CBA Equities Limited ACN 003 485 952	Friday, 27 February 2015	14,044.68		3,001 Units
CBA Equities Limited ACN 003 485 952	Friday, 27 February 2015	10,689.12		2,284 Units
CBA Equities Limited ACN 003 485 952	Friday, 27 February 2015	11,358.36		2,427 Units
CBA Equities Limited ACN 003 485 952	Friday, 27 February 2015	22,047.48		4,711 Units
CBA Equities Limited ACN 003 485 952	Friday, 27 February 2015	22,094.59		4,711 Units
CBA Equities Limited ACN 003 485 952	Friday, 27 February 2015	22,094.59		4,711 Units
CBA Equities Limited ACN 003 485 952	Friday, 27 February 2015	9,731.75		2,075 Units

CBA Equities Limited ACN 003 485 952	Friday, 27 February 2015	12,389.20		2,636 Units
CBA Equities Limited ACN 003 485 952	Friday, 27 February 2015	55,234.13		11,777 Units
CBA Equities Limited ACN 003 485 952	Friday, 27 February 2015	81,657.59		17,411 Units
CBA Equities Limited ACN 003 485 952	Monday, 2 March 2015	19,890.29		4,241 Units
CBA Equities Limited ACN 003 485 952	Monday, 2 March 2015	107.87		23 Units
CBA Equities Limited ACN 003 485 952	Monday, 2 March 2015	22,377.25		4,711 Units
CBA Equities Limited ACN 003 485 952	Monday, 2 March 2015	22,377.25		4,711 Units
CBA Equities Limited ACN 003 485 952	Monday, 2 March 2015	22,424.36		4,711 Units
CBA Equities Limited ACN 003 485 952	Monday, 2 March 2015	22,424.36		4,711 Units
CBA Equities Limited ACN 003 485 952	Monday, 2 March 2015	22,424.36		4,711 Units
CBA Equities Limited ACN 003 485 952	Tuesday, 3 March 2015	20,042.54		4,193 Units
CBA Equities Limited ACN 003 485 952	Tuesday, 3 March 2015	14,877.63		3,119 Units
CBA Equities Limited ACN 003 485 952	Tuesday, 3 March 2015	22,419.60		4,710 Units
CBA Equities Limited ACN 003 485 952	Tuesday, 3 March 2015	22,372.50		4,710 Units
CBA Equities Limited ACN 003 485 952	Tuesday, 3 March 2015	35,027.84		7,328 Units
CBA Equities Limited ACN 003 485 952	Wednesday, 4 March 2015	22,422.98		4,691 Units
CBA Equities Limited ACN 003 485 952	Wednesday, 4 March 2015	9,204.00		1,950 Units
CBA Equities Limited ACN 003 485 952	Wednesday, 4 March 2015	2,322.24		492 Units
CBA Equities Limited	Wednesday, 4 March	8,514.88		1,804 Units

ACN 003 485 952	2015			
CBA Equities Limited ACN 003 485 952	Wednesday, 4 March 2015	35,310.32		7,481 Units
CBA Equities Limited ACN 003 485 952	Wednesday, 4 March 2015	75,260.40		15,945 Units
CBA Equities Limited ACN 003 485 952	Thursday, 5 March 2015	10,237.68		2,169 Units
CBA Equities Limited ACN 003 485 952	Thursday, 5 March 2015	6,504.16		1,378 Units
CBA Equities Limited ACN 003 485 952	Thursday, 5 March 2015	3,256.80		690 Units
CBA Equities Limited ACN 003 485 952	Thursday, 5 March 2015	22,038.30		4,689 Units
CBA Equities Limited ACN 003 485 952	Thursday, 5 March 2015	21,663.18		4,689 Units
CBA Equities Limited ACN 003 485 952	Thursday, 5 March 2015	281.82		61 Units
CBA Equities Limited ACN 003 485 952	Thursday, 5 March 2015	55.44		12 Units
CBA Equities Limited ACN 003 485 952	Thursday, 5 March 2015	21,325.92		4,616 Units
CBA Equities Limited ACN 003 485 952	Thursday, 5 March 2015	21,575.80		4,660 Units
CBA Equities Limited ACN 003 485 952	Thursday, 5 March 2015	134.27		29 Units
CBA Equities Limited ACN 003 485 952	Thursday, 5 March 2015	1,625.13		351 Units
CBA Equities Limited ACN 003 485 952	Thursday, 5 March 2015	1,370.48		296 Units
CBA Equities Limited ACN 003 485 952	Thursday, 5 March 2015	421.33		91 Units
CBA Equities Limited ACN 003 485 952	Thursday, 5 March 2015	486.15		105 Units
CBA Equities Limited ACN 003 485 952	Thursday, 5 March 2015	300.95		65 Units
CBA Equities Limited ACN 003 485 952	Thursday, 5 March 2015	157.42		34 Units

CBA Equities Limited ACN 003 485 952	Thursday, 5 March 2015	560.23		121 Units
CBA Equities Limited ACN 003 485 952	Thursday, 5 March 2015	115.75		25 Units
CBA Equities Limited ACN 003 485 952	Thursday, 5 March 2015	16,672.63		3,601 Units
CBA Equities Limited ACN 003 485 952	Thursday, 5 March 2015	8,390.20		1,820 Units
CBA Equities Limited ACN 003 485 952	Thursday, 5 March 2015	2,604.65		565 Units
CBA Equities Limited ACN 003 485 952	Thursday, 5 March 2015	9,187.73		1,993 Units
CBA Equities Limited ACN 003 485 952	Thursday, 5 March 2015	908.17		197 Units
CBA Equities Limited ACN 003 485 952	Thursday, 5 March 2015	193.62		42 Units
CBA Equities Limited ACN 003 485 952	Thursday, 5 March 2015	23.05		5 Units
CBA Equities Limited ACN 003 485 952	Thursday, 5 March 2015	311.55		67 Units
CBA Equities Limited ACN 003 485 952	Thursday, 5 March 2015	8,811.75		1,895 Units
CBA Equities Limited ACN 003 485 952	Thursday, 5 March 2015	6,895.95		1,483 Units
CBA Equities Limited ACN 003 485 952	Thursday, 5 March 2015	4,417.50		950 Units
CBA Equities Limited ACN 003 485 952	Thursday, 5 March 2015	720.75		155 Units
CBA Equities Limited ACN 003 485 952	Thursday, 5 March 2015	418.50		90 Units
CBA Equities Limited ACN 003 485 952	Thursday, 5 March 2015	539.40		116 Units
CBA Equities Limited ACN 003 485 952	Thursday, 5 March 2015	15,958.80		3,432 Units
CBA Equities Limited ACN 003 485 952	Thursday, 5 March 2015	2,831.85		609 Units
CBA Equities Limited	Friday, 6 March 2015	1,120.91		239 Units

ACN 003 485 952				
CBA Equities Limited ACN 003 485 952	Friday, 6 March 2015	20,835.36		4,452 Units
CBA Equities Limited ACN 003 485 952	Friday, 6 March 2015	11,453.75		2,450 Units
CBA Equities Limited ACN 003 485 952	Friday, 6 March 2015	5,269.68		1,126 Units
CBA Equities Limited ACN 003 485 952	Friday, 6 March 2015	3,229.20		690 Units
CBA Equities Limited ACN 003 485 952	Friday, 6 March 2015	1,989.00		425 Units
CBA Equities Limited ACN 003 485 952	Monday, 9 March 2015	11,985.12		2,583 Units
CBA Equities Limited ACN 003 485 952	Monday, 9 March 2015	7,716.32		1,663 Units
CBA Equities Limited ACN 003 485 952	Monday, 9 March 2015	1,990.56		429 Units
CBA Equities Limited ACN 003 485 952	Monday, 9 March 2015	19,771.04		4,261 Units
CBA Equities Limited ACN 003 485 952	Monday, 9 March 2015	21,667.80		4,690 Units
CBA Equities Limited ACN 003 485 952	Monday, 9 March 2015	16,528.59		3,601 Units
CBA Equities Limited ACN 003 485 952	Monday, 9 March 2015	4,998.51		1,089 Units
CBA Equities Limited ACN 003 485 952	Monday, 9 March 2015	21,386.40		4,690 Units
CBA Equities Limited ACN 003 485 952	Monday, 9 March 2015	21,339.50		4,690 Units
CBA Equities Limited ACN 003 485 952	Monday, 9 March 2015	21,105.00		4,690 Units
CBA Equities Limited ACN 003 485 952	Monday, 9 March 2015	513.00		114 Units
CBA Equities Limited ACN 003 485 952	Monday, 9 March 2015	20,569.12		4,576 Units
CBA Equities Limited ACN 003 485 952	Monday, 9 March 2015	8,533.23		1,909 Units

CBA Equities Limited ACN 003 485 952	Monday, 9 March 2015	14,304.00		3,200 Units
CBA Equities Limited ACN 003 485 952	Monday, 9 March 2015	23,261.88		5,204 Units
CBA Equities Limited ACN 003 485 952	Monday, 9 March 2015	23,270.82		5,206 Units
CBA Equities Limited ACN 003 485 952	Tuesday, 10 March 2015	19,954.04		4,474 Units
CBA Equities Limited ACN 003 485 952	Tuesday, 10 March 2015	2,814.96		634 Units
CBA Equities Limited ACN 003 485 952	Tuesday, 10 March 2015	17,882.55		4,055 Units
CBA Equities Limited ACN 003 485 952	Tuesday, 10 March 2015	20,959.83		4,689 Units
CBA Equities Limited ACN 003 485 952	Tuesday, 10 March 2015	20,912.94		4,689 Units
CBA Equities Limited ACN 003 485 952	Tuesday, 10 March 2015	24,305.90		5,462 Units
CBA Equities Limited ACN 003 485 952	Tuesday, 10 March 2015	5,148.65		1,157 Units
CBA Equities Limited ACN 003 485 952	Wednesday, 11 March 2015	20,674.08		4,688 Units
CBA Equities Limited ACN 003 485 952	Wednesday, 11 March 2015	19,818.54		4,494 Units
CBA Equities Limited ACN 003 485 952	Wednesday, 11 March 2015	17,207.68		3,841 Units
CBA Equities Limited ACN 003 485 952	Thursday, 12 March 2015	1,081.74		242 Units
CBA Equities Limited ACN 003 485 952	Thursday, 12 March 2015	6,396.57		1,431 Units
CBA Equities Limited ACN 003 485 952	Thursday, 12 March 2015	3,182.64		712 Units
CBA Equities Limited ACN 003 485 952	Thursday, 12 March 2015	4,197.33		939 Units
CBA Equities Limited ACN 003 485 952	Thursday, 12 March 2015	3,674.34		822 Units
CBA Equities Limited	Thursday, 12 March	1,421.46		318 Units

ACN 003 485 952	2015			
CBA Equities Limited ACN 003 485 952	Thursday, 12 March 2015	21,189.76		4,688 Units
CBA Equities Limited ACN 003 485 952	Thursday, 12 March 2015	623.76		138 Units
CBA Equities Limited ACN 003 485 952	Thursday, 12 March 2015	3,697.36		818 Units
CBA Equities Limited ACN 003 485 952	Thursday, 12 March 2015	3,186.60		705 Units
CBA Equities Limited ACN 003 485 952	Thursday, 12 March 2015	4,443.16		983 Units
CBA Equities Limited ACN 003 485 952	Friday, 13 March 2015	78,153.48		17,484 Units
CBA Equities Limited ACN 003 485 952	Friday, 13 March 2015	49,889.67		11,161 Units
CBA Equities Limited ACN 003 485 952	Monday, 22 December 2014	N/A		1,200,000 Units (borrowed from Merrill Lynch Equities Australia Limited, see Annexure C)
CBA Equities Limited ACN 003 485 952	Friday, 27 February 2015	259,936.26		59,610 Units
CBA Equities Limited ACN 003 485 952	Friday, 27 February 2015	328,876.49		75,953 Units
CBA Equities Limited ACN 003 485 952	Friday, 27 February 2015	1,921.98		412 Units

Colonial First State Asset Management (Australia) Limited ACN 114 194 311

Holder of relevant interest	Date of acquisition	Consideration Cash	Consideration Non- Cash	Class and number of securities
Colonial First State Asset Management (Australia) Limited ACN 114 194 311	Friday, 28 November 2014	66,664.46		16,165 Units
Colonial First State Asset Management (Australia) Limited ACN 114 194 311	Monday, 1 December 2014	35,734.27		8,704 Units
Colonial First State Asset Management	Wednesday, 3	39,723.39		9,476 Units

(Australia) Limited ACN 114 194 311	December 2014			
Colonial First State Asset Management (Australia) Limited ACN 114 194 311	Friday, 19 December 2014	73,668.52		17,627 Units
Colonial First State Asset Management (Australia) Limited ACN 114 194 311	Monday, 29 December 2014	54,887.79		13,248 Units
Colonial First State Asset Management (Australia) Limited ACN 114 194 311	Wednesday, 31 December 2014	41,356.17		10,044 Units
Colonial First State Asset Management (Australia) Limited ACN 114 194 311	Monday, 5 January 2015	42,192.06		10,118 Units
Colonial First State Asset Management (Australia) Limited ACN 114 194 311	Friday, 27 February 2015	89,210.41		20,602 Units
Colonial First State Asset Management (Australia) Limited ACN 114 194 311	Tuesday, 18 November 2014	2,392.00		575 Units
Colonial First State Asset Management (Australia) Limited ACN 114 194 311	Monday, 19 January 2015	18,507.84		4,449 Units
Colonial First State Asset Management (Australia) Limited ACN 114 194 311	Friday, 6 March 2015	8,439.26		1,811 Units
Colonial First State Asset Management (Australia) Limited ACN 114 194 311	Wednesday, 17 December 2014	3,225,817.24		778,243 Units
Colonial First State Asset Management (Australia) Limited ACN 114 194 311	Wednesday, 17 December 2014	3,015,626.29		731,522 Units
Colonial First State Asset Management (Australia) Limited ACN 114 194 311	Thursday, 18 December 2014	3,175,285.35		765,129 Units

Colonial First State Asset Management (Australia) Limited ACN 114 194 311	Thursday, 18 December 2014	436,568.29		105,845 Units
Colonial First State Asset Management (Australia) Limited ACN 114 194 311	Friday, 19 December 2014	490,849.48		117,642 Units
Colonial First State Asset Management (Australia) Limited ACN 114 194 311	Tuesday, 6 January 2015	748,122.47		181,407 Units
Colonial First State Asset Management (Australia) Limited ACN 114 194 311	Tuesday, 20 January 2015	484,201.20		116,543 Units
Colonial First State Asset Management (Australia) Limited ACN 114 194 311	Tuesday, 3 February 2015	935,714.50		209,468 Units
Colonial First State Asset Management (Australia) Limited ACN 114 194 311	Monday, 9 February 2015	248,066.50		55,000 Units
Colonial First State Asset Management (Australia) Limited ACN 114 194 311	Wednesday, 25 February 2015	233,900.00		50,000 Units
Colonial First State Asset Management (Australia) Limited ACN 114 194 311	Thursday, 26 February 2015	976,682.30		209,077 Units
Colonial First State Asset Management (Australia) Limited ACN 114 194 311	Monday, 24 November 2014	17,007.12		4,108 Units
Colonial First State Asset Management (Australia) Limited ACN 114 194 311	Monday, 24 November 2014	17,007.12		4,108 Units
Colonial First State Asset Management (Australia) Limited ACN 114 194 311	Tuesday, 25 November 2014	10,409.90		2,539 Units
Colonial First State Asset Management (Australia) Limited ACN	Thursday, 27 November 2014	22,704.65		5,471 Units

114 194 311				
Colonial First State Asset Management (Australia) Limited ACN 114 194 311	Monday, 1 December 2014	14,837.90		3,619 Units
Colonial First State Asset Management (Australia) Limited ACN 114 194 311	Monday, 8 December 2014	30,678.27		7,287 Units
Colonial First State Asset Management (Australia) Limited ACN 114 194 311	Wednesday, 10 December 2014	8,441.10		2,034 Units
Colonial First State Asset Management (Australia) Limited ACN 114 194 311	Thursday, 11 December 2014	11,308.75		2,725 Units
Colonial First State Asset Management (Australia) Limited ACN 114 194 311	Monday, 15 December 2014	11,807.07		2,901 Units
Colonial First State Asset Management (Australia) Limited ACN 114 194 311	Wednesday, 17 December 2014	45,855.60		11,130 Units
Colonial First State Asset Management (Australia) Limited ACN 114 194 311	Friday, 19 December 2014	230,973.19		55,266 Units
Colonial First State Asset Management (Australia) Limited ACN 114 194 311	Monday, 29 December 2014	15,684.22		3,726 Units
Colonial First State Asset Management (Australia) Limited ACN 114 194 311	Wednesday, 31 December 2014	6,534.47		1,587 Units
Colonial First State Asset Management (Australia) Limited ACN 114 194 311	Monday, 5 January 2015	3,336.00		800 Units
Colonial First State Asset Management (Australia) Limited ACN 114 194 311	Monday, 5 January 2015	48,897.42		11,726 Units
Colonial First State Asset Management	Tuesday, 6 January	5,663.52		1,368 Units

(Australia) Limited ACN 114 194 311	2015			
Colonial First State Asset Management (Australia) Limited ACN 114 194 311	Thursday, 8 January 2015	8,623.34		2,063 Units
Colonial First State Asset Management (Australia) Limited ACN 114 194 311	Friday, 9 January 2015	18,751.59		4,433 Units
Colonial First State Asset Management (Australia) Limited ACN 114 194 311	Monday, 12 January 2015	5,028.00		1,200 Units
Colonial First State Asset Management (Australia) Limited ACN 114 194 311	Tuesday, 13 January 2015	13,052.10		3,130 Units
Colonial First State Asset Management (Australia) Limited ACN 114 194 311	Wednesday, 14 January 2015	33,134.82		7,946 Units
Colonial First State Asset Management (Australia) Limited ACN 114 194 311	Friday, 16 January 2015	15,859.20		3,840 Units
Colonial First State Asset Management (Australia) Limited ACN 114 194 311	Tuesday, 20 January 2015	9,980.75		2,405 Units
Colonial First State Asset Management (Australia) Limited ACN 114 194 311	Wednesday, 21 January 2015	15,277.25		3,619 Units
Colonial First State Asset Management (Australia) Limited ACN 114 194 311	Friday, 23 January 2015	10,252.95		2,357 Units
Colonial First State Asset Management (Australia) Limited ACN 114 194 311	Tuesday, 27 January 2015	13,437.27		3,047 Units
Colonial First State Asset Management (Australia) Limited ACN 114 194 311	Friday, 27 February 2015	354,593.92		81,892 Units

Colonial First State Asset Management (Australia) Limited ACN 114 194 311	Friday, 6 March 2015	37,444.50		7,950 Units
Colonial First State Asset Management (Australia) Limited ACN 114 194 311	Thursday, 12 March 2015	9,989.65		2,215 Units
Colonial First State Asset Management (Australia) Limited ACN 114 194 311	Wednesday, 17 December 2014	656,768.40		159,317 Units
Colonial First State Asset Management (Australia) Limited ACN 114 194 311	Wednesday, 17 December 2014	702,548.48		169,493 Units
Colonial First State Asset Management (Australia) Limited ACN 114 194 311	Thursday, 18 December 2014	702,180.00		169,200 Units
Colonial First State Asset Management (Australia) Limited ACN 114 194 311	Thursday, 18 December 2014	96,544.51		23,407 Units
Colonial First State Asset Management (Australia) Limited ACN 114 194 311	Friday, 19 December 2014	125,180.34		30,002 Units
Colonial First State Asset Management (Australia) Limited ACN 114 194 311	Tuesday, 6 January 2015	127,122.30		30,825 Units
Colonial First State Asset Management (Australia) Limited ACN 114 194 311	Tuesday, 20 January 2015	124,753.18		30,027 Units
Colonial First State Asset Management (Australia) Limited ACN 114 194 311	Tuesday, 3 February 2015	239,387.42		53,589 Units
Colonial First State Asset Management (Australia) Limited ACN 114 194 311	Thursday, 26 February 2015	248,238.20		53,140 Units
Colonial First State Asset Management (Australia) Limited ACN	Monday, 1 December 2014	19,470.90		4,749 Units

114 194 311				
Colonial First State Asset Management (Australia) Limited ACN 114 194 311	Tuesday, 16 December 2014	7,060.20		1,722 Units
Colonial First State Asset Management (Australia) Limited ACN 114 194 311	Wednesday, 17 December 2014	2,735.68		664 Units
Colonial First State Asset Management (Australia) Limited ACN 114 194 311	Friday, 19 December 2014	14,326.64		3,428 Units
Colonial First State Asset Management (Australia) Limited ACN 114 194 311	Monday, 5 January 2015	25,478.70		6,110 Units
Colonial First State Asset Management (Australia) Limited ACN 114 194 311	Friday, 9 January 2015	17,152.65		4,055 Units
Colonial First State Asset Management (Australia) Limited ACN 114 194 311	Friday, 27 February 2015	22,274.04		5,144 Units
Colonial First State Asset Management (Australia) Limited ACN 114 194 311	Tuesday, 3 February 2015	1,795,920.00		400,000 Units
Colonial First State Asset Management (Australia) Limited ACN 114 194 311	Thursday, 5 February 2015	273,522.00		60,000 Units
Colonial First State Asset Management (Australia) Limited ACN 114 194 311	Monday, 9 February 2015	41,651.83		9,250 Units
Colonial First State Asset Management (Australia) Limited ACN 114 194 311	Tuesday, 10 February 2015	342,420.00		75,000 Units
Colonial First State Asset Management (Australia) Limited ACN 114 194 311	Thursday, 12 February 2015	118,105.00		25,000 Units
Colonial First State Asset Management	Tuesday, 17 February	47,172.00		10,000 Units

(Australia) Limited ACN 114 194 311	2015			
Colonial First State Asset Management (Australia) Limited ACN 114 194 311	Wednesday, 17 December 2014	39,185.32		9,511 Units
Colonial First State Asset Management (Australia) Limited ACN 114 194 311	Friday, 19 December 2014	111,695.97		26,726 Units
Colonial First State Asset Management (Australia) Limited ACN 114 194 311	Friday, 27 February 2015	168,869.30		38,999 Units
Colonial First State Asset Management (Australia) Limited ACN 114 194 311	Thursday, 20 November 2014	19,888.29		4,839 Units
Colonial First State Asset Management (Australia) Limited ACN 114 194 311	Monday, 24 November 2014	126,547.38		30,567 Units
Colonial First State Asset Management (Australia) Limited ACN 114 194 311	Wednesday, 26 November 2014	28,629.12		6,882 Units
Colonial First State Asset Management (Australia) Limited ACN 114 194 311	Tuesday, 9 December 2014	118,914.14		28,751 Units
Colonial First State Asset Management (Australia) Limited ACN 114 194 311	Thursday, 18 December 2014	44,617.43		10,830 Units
Colonial First State Asset Management (Australia) Limited ACN 114 194 311	Friday, 19 December 2014	848,824.19		203,102 Units
Colonial First State Asset Management (Australia) Limited ACN 114 194 311	Tuesday, 30 December 2014	50,689.12		12,165 Units
Colonial First State Asset Management (Australia) Limited ACN 114 194 311	Monday, 5 January 2015	179,084.82		42,946 Units

Colonial First State Asset Management (Australia) Limited ACN 114 194 311	Friday, 16 January 2015	24,953.46		6,042 Units
Colonial First State Asset Management (Australia) Limited ACN 114 194 311	Thursday, 22 January 2015	11,594.43		2,741 Units
Colonial First State Asset Management (Australia) Limited ACN 114 194 311	Monday, 2 February 2015	47,453.12		10,736 Units
Colonial First State Asset Management (Australia) Limited ACN 114 194 311	Wednesday, 18 February 2015	46,811.61		9,884 Units
Colonial First State Asset Management (Australia) Limited ACN 114 194 311	Monday, 23 February 2015	132,770.19		28,189 Units
Colonial First State Asset Management (Australia) Limited ACN 114 194 311	Thursday, 26 February 2015	459,182.42		98,326 Units
Colonial First State Asset Management (Australia) Limited ACN 114 194 311	Friday, 27 February 2015	1,625,584.59		375,423 Units
Colonial First State Asset Management (Australia) Limited ACN 114 194 311	Friday, 27 February 2015	350,197.61		74,669 Units
Colonial First State Asset Management (Australia) Limited ACN 114 194 311	Friday, 6 March 2015	35,146.02		7,462 Units
Colonial First State Asset Management (Australia) Limited ACN 114 194 311	Monday, 9 March 2015	120,447.67		26,593 Units
Colonial First State Asset Management (Australia) Limited ACN 114 194 311	Tuesday, 10 March 2015	40,357.05		9,069 Units
Colonial First State Asset Management (Australia) Limited ACN	Thursday, 12 March 2015	30,758.20		6,820 Units

114 194 311				
Colonial First State Asset Management (Australia) Limited ACN 114 194 311	Wednesday, 17 December 2014	6,434,134.28		1,552,264 Units
Colonial First State Asset Management (Australia) Limited ACN 114 194 311	Wednesday, 17 December 2014	6,014,903.15		1,459,078 Units
Colonial First State Asset Management (Australia) Limited ACN 114 194 311	Thursday, 18 December 2014	6,497,534.65		1,565,671 Units
Colonial First State Asset Management (Australia) Limited ACN 114 194 311	Thursday, 18 December 2014	893,342.99		216,589 Units
Colonial First State Asset Management (Australia) Limited ACN 114 194 311	Friday, 19 December 2014	1,157,957.83		277,528 Units
Colonial First State Asset Management (Australia) Limited ACN 114 194 311	Tuesday, 6 January 2015	1,174,226.52		284,730 Units
Colonial First State Asset Management (Australia) Limited ACN 114 194 311	Tuesday, 20 January 2015	1,154,387.55		277,851 Units
Colonial First State Asset Management (Australia) Limited ACN 114 194 311	Tuesday, 3 February 2015	2,219,894.08		496,943 Units
Colonial First State Asset Management (Australia) Limited ACN 114 194 311	Thursday, 26 February 2015	2,301,986.51		492,783 Units
Colonial First State Asset Management (Australia) Limited ACN 114 194 311	Thursday, 27 November 2014	11,781.85		2,839 Units
Colonial First State Asset Management (Australia) Limited ACN 114 194 311	Wednesday, 17 December 2014	3,629.72		881 Units
Colonial First State Asset Management	Friday, 19 December	40,451.44		9,679 Units

(Australia) Limited ACN 114 194 311	2014			
Colonial First State Asset Management (Australia) Limited ACN 114 194 311	Monday, 5 January 2015	3,848.91		923 Units
Colonial First State Asset Management (Australia) Limited ACN 114 194 311	Monday, 16 February 2015	3,943.68		832 Units
Colonial First State Asset Management (Australia) Limited ACN 114 194 311	Friday, 27 February 2015	62,927.16		14,532 Units

Colonial First State Investments Limited (Note 1) ACN 002 348 352

Holder of relevant interest	Date of acquisition	Consideration Cash	Consideration Non- Cash	Class and number of securities
Colonial First State Investments Limited (Note 1) ACN 002 348 352	Monday, 19 January 2015	622,785.00		150,000 Units
Colonial First State Investments Limited (Note 1) ACN 002 348 352	Thursday, 27 November 2014	153,193.84		36,783 Units
Colonial First State Investments Limited (Note 1) ACN 002 348 352	Monday, 23 February 2015	227,762.32		48,388 Units
Colonial First State Investments Limited (Note 1) ACN 002 348 352	Monday, 2 March 2015	179,699.61		37,857 Units
Colonial First State Investments Limited (Note 1) ACN 002 348 352	Wednesday, 26 November 2014	338,356.26		81,162 Units
Colonial First State Investments Limited (Note 1) ACN 002 348 352	Wednesday, 11 February 2015	238,651.60		50,550 Units
Colonial First State Investments Limited (Note 1) ACN 002 348	Monday, 1 December 2014	5,764.60		1,406 Units

352				
Colonial First State Investments Limited (Note 1) ACN 002 348 352	Friday, 16 January 2015	6,364.93		1,548 Units
Colonial First State Investments Limited (Note 1) ACN 002 348 352	Friday, 27 February 2015	34,352.74		7,335 Units
Colonial First State Investments Limited (Note 1) ACN 002 348 352	Friday, 27 February 2015	63,778.32		14,729 Units
Colonial First State Investments Limited (Note 1) ACN 002 348 352	Friday, 13 March 2015	395,697.81		88,523 Units
Colonial First State Investments Limited (Note 1) ACN 002 348 352	Monday, 24 November 2014	720,601.96		174,387 Units
Colonial First State Investments Limited (Note 1) ACN 002 348 352	Monday, 9 February 2015	422,159.77		93,262 Units
Colonial First State Investments Limited (Note 1) ACN 002 348 352	Wednesday, 11 February 2015	593,898.43		126,434 Units
Colonial First State Investments Limited (Note 1) ACN 002 348 352	Wednesday, 11 February 2015	2,611,047.20		554,704 Units
Colonial First State Investments Limited (Note 1) ACN 002 348 352	Friday, 27 February 2015	503,949.84		107,700 Units
Colonial First State Investments Limited (Note 1) ACN 002 348 352	Tuesday, 3 March 2015	900,743.51		188,082 Units
Colonial First State Investments Limited (Note 1) ACN 002 348 352	Wednesday, 4 March 2015	984,512.56		207,839 Units
Colonial First State Investments Limited	Tuesday, 16 December	163,284.00		40,000 Units

(Note 1) ACN 002 348 352	2014			
Colonial First State Investments Limited (Note 1) ACN 002 348 352	Thursday, 8 January 2015	208,385.00		50,000 Units
Colonial First State Investments Limited (Note 1) ACN 002 348 352	Tuesday, 10 February 2015	216,439.70		47,000 Units
Colonial First State Investments Limited (Note 1) ACN 002 348 352	Thursday, 12 February 2015	188,432.00		40,000 Units
Colonial First State Investments Limited (Note 1) ACN 002 348 352	Thursday, 5 March 2015	233,175.00		50,000 Units
Colonial First State Investments Limited (Note 1) ACN 002 348 352	Monday, 24 November 2014	9,438.73		2,309 Units
Colonial First State Investments Limited (Note 1) ACN 002 348 352	Tuesday, 25 November 2014	2,818.01		689 Units
Colonial First State Investments Limited (Note 1) ACN 002 348 352	Tuesday, 25 November 2014	86,300.90		21,049 Units
Colonial First State Investments Limited (Note 1) ACN 002 348 352	Friday, 21 November 2014	38,570.81		9,419 Units
Colonial First State Investments Limited (Note 1) ACN 002 348 352	Thursday, 12 February 2015	8,555.90		1,812 Units
Colonial First State Investments Limited (Note 1) ACN 002 348 352	Wednesday, 18 February 2015	353,852.23		74,676 Units
Colonial First State Investments Limited (Note 1) ACN 002 348 352	Thursday, 19 February 2015	789,814.19		167,114 Units

Colonial First State Investments Limited (Note 1) ACN 002 348 352	Friday, 28 November 2014	365,017.89		88,335 Units
Colonial First State Investments Limited (Note 1) ACN 002 348 352	Tuesday, 9 December 2014	198,565.89		47,979 Units
Colonial First State Investments Limited (Note 1) ACN 002 348 352	Thursday, 11 December 2014	66,751.30		16,143 Units
Colonial First State Investments Limited (Note 1) ACN 002 348 352	Tuesday, 10 March 2015	434,076.67		98,665 Units
Colonial First State Investments Limited (Note 1) ACN 002 348 352	Wednesday, 12 November 2014	933,278.75		219,595 Units
Colonial First State Investments Limited (Note 1) ACN 002 348 352	Thursday, 11 December 2014	545,023.65		131,331 Units
Colonial First State Investments Limited (Note 1) ACN 002 348 352	Thursday, 12 February 2015	42,434.82		8,987 Units
Colonial First State Investments Limited (Note 1) ACN 002 348 352	Monday, 16 February 2015	13,785.51		2,918 Units
Colonial First State Investments Limited (Note 1) ACN 002 348 352	Wednesday, 18 February 2015	18,511.85		3,909 Units
Colonial First State Investments Limited (Note 1) ACN 002 348 352	Friday, 13 February 2015	87,800.70		18,330 Units
Colonial First State Investments Limited (Note 1) ACN 002 348 352	Thursday, 5 March 2015	102,126.30		21,729 Units
Colonial First State Investments Limited (Note 1) ACN 002 348	Thursday, 12 March 2015	114,761.46		25,446 Units

352				
Colonial First State Investments Limited (Note 1) ACN 002 348 352	Tuesday, 10 March 2015	54,642.58		12,266 Units

Avanteos Investments Limited ACN 096 259 979

Holder of relevant interest	Date of acquisition	Consideration Cash	Consideration Non-Cash	Class and number of securities
Avanteos Investments Limited ACN 096 259 979	Thursday, 20 November 2014	2,956.52		715 Units
Avanteos Investments Limited ACN 096 259 979	Tuesday, 6 January 2015	17,146.20		4,182 Units
Avanteos Investments Limited ACN 096 259 979	Tuesday, 18 November 2014	17,321.76		4,184 Units
Avanteos Investments Limited ACN 096 259 979	Thursday, 20 November 2014	3,967.40		956 Units
Avanteos Investments Limited ACN 096 259 979	Thursday, 20 November 2014	2,997.36		724 Units
Avanteos Investments Limited ACN 096 259 979	Friday, 21 November 2014	1,961.75		475 Units
Avanteos Investments Limited ACN 096 259 979	Friday, 28 November 2014	5,183.15		1,255 Units
Avanteos Investments Limited ACN 096 259 979	Friday, 28 November 2014	11,039.00		2,660 Units
Avanteos Investments Limited ACN 096 259 979	Friday, 5 December 2014	30,866.10		7,510 Units
Avanteos Investments Limited ACN 096 259 979	Tuesday, 9 December 2014	6,967.62		1,683 Units
Avanteos Investments Limited ACN 096 259 979	Friday, 12 December 2014	2,146.52		521 Units

Avanteos Investments Limited ACN 096 259 979	Friday, 19 December 2014	2,996.19		729 Units
Avanteos Investments Limited ACN 096 259 979	Friday, 19 December 2014	4,465.40		1,076 Units
Avanteos Investments Limited ACN 096 259 979	Wednesday, 24 December 2014	5,728.06		1,355 Units
Avanteos Investments Limited ACN 096 259 979	Tuesday, 20 January 2015	23,915.84		5,749 Units
Avanteos Investments Limited ACN 096 259 979	Thursday, 12 February 2015	1,545.24		326 Units
Avanteos Investments Limited ACN 096 259 979	Tuesday, 18 November 2014	55,755.00		13,500 Units
Avanteos Investments Limited ACN 096 259 979	Thursday, 27 November 2014	14,992.64		3,604 Units
Avanteos Investments Limited ACN 096 259 979	Thursday, 27 November 2014	2,460.30		590 Units
Avanteos Investments Limited ACN 096 259 979	Friday, 28 November 2014	17,548.00		4,387 Units
Avanteos Investments Limited ACN 096 259 979	Monday, 1 December 2014	10,024.29		2,439 Units
Avanteos Investments Limited ACN 096 259 979	Monday, 1 December 2014	5,002.07		1,223 Units
Avanteos Investments Limited ACN 096 259 979	Friday, 5 December 2014	9,996.93		2,406 Units
Avanteos Investments Limited ACN 096 259 979	Monday, 8 December 2014	21,714.00		5,170 Units
Avanteos Investments Limited ACN 096 259 979	Thursday, 18 December 2014	7,988.75		1,925 Units
Avanteos Investments Limited ACN 096 259	Monday, 22 December	3,368.00		800 Units

979	2014			
Avanteos Investments Limited ACN 096 259 979	Wednesday, 24 December 2014	3,486.00		830 Units
Avanteos Investments Limited ACN 096 259 979	Wednesday, 14 January 2015	10,466.70		2,510 Units
Avanteos Investments Limited ACN 096 259 979	Wednesday, 14 January 2015	3,599.21		859 Units
Avanteos Investments Limited ACN 096 259 979	Wednesday, 14 January 2015	7,828.25		1,864 Units
Avanteos Investments Limited ACN 096 259 979	Wednesday, 14 January 2015	4,294.75		1,025 Units
Avanteos Investments Limited ACN 096 259 979	Wednesday, 14 January 2015	3,439.99		821 Units
Avanteos Investments Limited ACN 096 259 979	Wednesday, 14 January 2015	1,587.60		378 Units
Avanteos Investments Limited ACN 096 259 979	Wednesday, 14 January 2015	1,455.66		347 Units
Avanteos Investments Limited ACN 096 259 979	Wednesday, 14 January 2015	4,867.80		1,159 Units
Avanteos Investments Limited ACN 096 259 979	Wednesday, 14 January 2015	3,942.79		941 Units
Avanteos Investments Limited ACN 096 259 979	Wednesday, 14 January 2015	2,532.60		603 Units
Avanteos Investments Limited ACN 096 259 979	Wednesday, 14 January 2015	795.15		190 Units
Avanteos Investments Limited ACN 096 259 979	Wednesday, 14 January 2015	3,733.29		891 Units
Avanteos Investments Limited ACN 096 259 979	Wednesday, 14 January 2015	3,536.36		844 Units

Avanteos Investments Limited ACN 096 259 979	Wednesday, 14 January 2015	2,672.22		637 Units
Avanteos Investments Limited ACN 096 259 979	Wednesday, 14 January 2015	1,384.35		330 Units
Avanteos Investments Limited ACN 096 259 979	Wednesday, 14 January 2015	933.26		223 Units
Avanteos Investments Limited ACN 096 259 979	Wednesday, 14 January 2015	2,995.85		715 Units
Avanteos Investments Limited ACN 096 259 979	Wednesday, 14 January 2015	2,891.10		690 Units
Avanteos Investments Limited ACN 096 259 979	Wednesday, 14 January 2015	1,793.40		427 Units
Avanteos Investments Limited ACN 096 259 979	Wednesday, 14 January 2015	1,317.23		314 Units
Avanteos Investments Limited ACN 096 259 979	Wednesday, 14 January 2015	3,078.60		733 Units
Avanteos Investments Limited ACN 096 259 979	Wednesday, 14 January 2015	2,137.80		509 Units
Avanteos Investments Limited ACN 096 259 979	Wednesday, 14 January 2015	1,506.00		359 Units
Avanteos Investments Limited ACN 096 259 979	Thursday, 15 January 2015	1,808.55		434 Units
Avanteos Investments Limited ACN 096 259 979	Thursday, 15 January 2015	1,642.98		394 Units
Avanteos Investments Limited ACN 096 259 979	Thursday, 15 January 2015	2,673.93		642 Units
Avanteos Investments Limited ACN 096 259 979	Thursday, 15 January 2015	946.59		227 Units
Avanteos Investments Limited ACN 096 259	Monday, 19 January	32,606.35		7,895 Units

979	2015			
Avanteos Investments Limited ACN 096 259 979	Tuesday, 20 January 2015	13,823.68		3,323 Units
Avanteos Investments Limited ACN 096 259 979	Tuesday, 20 January 2015	11,695.50		2,825 Units
Avanteos Investments Limited ACN 096 259 979	Tuesday, 20 January 2015	7,005.68		1,676 Units
Avanteos Investments Limited ACN 096 259 979	Friday, 23 January 2015	956.82		222 Units
Avanteos Investments Limited ACN 096 259 979	Thursday, 29 January 2015	10,002.93		2,289 Units
Avanteos Investments Limited ACN 096 259 979	Friday, 30 January 2015	40,699.89		9,229 Units
Avanteos Investments Limited ACN 096 259 979	Wednesday, 4 February 2015	555.60		120 Units
Avanteos Investments Limited ACN 096 259 979	Wednesday, 4 February 2015	14,989.80		3,320 Units
Avanteos Investments Limited ACN 096 259 979	Wednesday, 4 February 2015	1,740.00		375 Units
Avanteos Investments Limited ACN 096 259 979	Tuesday, 10 February 2015	10,699.60		2,326 Units
Avanteos Investments Limited ACN 096 259 979	Tuesday, 10 February 2015	35,922.25		7,895 Units
Avanteos Investments Limited ACN 096 259 979	Monday, 16 February 2015	15,396.64		3,262 Units
Avanteos Investments Limited ACN 096 259 979	Wednesday, 25 February 2015	12,025.25		2,575 Units
Avanteos Investments Limited ACN 096 259 979	Thursday, 26 February 2015	11,648.80		2,500 Units

Avanteos Investments Limited ACN 096 259 979	Thursday, 26 February 2015	3,959.28		846 Units
Avanteos Investments Limited ACN 096 259 979	Thursday, 26 February 2015	1,594.18		341 Units
Avanteos Investments Limited ACN 096 259 979	Thursday, 26 February 2015	944.35		202 Units
Avanteos Investments Limited ACN 096 259 979	Thursday, 26 February 2015	30,611.10		6,513 Units
Avanteos Investments Limited ACN 096 259 979	Thursday, 26 February 2015	3,889.08		831 Units
Avanteos Investments Limited ACN 096 259 979	Thursday, 26 February 2015	1,244.88		266 Units
Avanteos Investments Limited ACN 096 259 979	Friday, 27 February 2015	78.24		18 Units
Avanteos Investments Limited ACN 096 259 979	Monday, 2 March 2015	511.46		107 Units
Avanteos Investments Limited ACN 096 259 979	Monday, 2 March 2015	939.69		197 Units
Avanteos Investments Limited ACN 096 259 979	Wednesday, 4 March 2015	14,993.78		3,177 Units
Avanteos Investments Limited ACN 096 259 979	Wednesday, 4 March 2015	4,997.00		1,052 Units
Avanteos Investments Limited ACN 096 259 979	Thursday, 5 March 2015	5,999.92		1,297 Units
Avanteos Investments Limited ACN 096 259 979	Thursday, 5 March 2015	15,012.38		3,225 Units
Avanteos Investments Limited ACN 096 259 979	Wednesday, 11 March 2015	11,023.02		2,466 Units
Avanteos Investments Limited ACN 096 259 979	Friday, 13 March 2015	24,998.30		5,605 Units

979				
-----	--	--	--	--

Realindex Investments Pty Limited ACN 133 312 017

Holder of relevant interest	Date of acquisition	Consideration Cash	Consideration Non-Cash	Class and number of securities
Realindex Investments Pty Limited ACN 133 312 017	Friday, 27 February 2015	49,777.44		11,495 Units
Realindex Investments Pty Limited ACN 133 312 017	Thursday, 13 November 2014	80,140.20		19,081 Units
Realindex Investments Pty Limited ACN 133 312 017	Monday, 24 November 2014	134,256.06		32,429 Units
Realindex Investments Pty Limited ACN 133 312 017	Thursday, 27 November 2014	76,534.30		18,442 Units
Realindex Investments Pty Limited ACN 133 312 017	Tuesday, 2 December 2014	80,507.83		19,123 Units
Realindex Investments Pty Limited ACN 133 312 017	Friday, 5 December 2014	43,327.20		10,316 Units
Realindex Investments Pty Limited ACN 133 312 017	Tuesday, 9 December 2014	46,565.75		11,275 Units
Realindex Investments Pty Limited ACN 133 312 017	Thursday, 11 December 2014	156,367.85		37,679 Units
Realindex Investments Pty Limited ACN 133 312 017	Thursday, 18 December 2014	53,471.10		13,010 Units
Realindex Investments Pty Limited ACN 133 312 017	Monday, 29 December 2014	62,202.75		14,775 Units
Realindex Investments Pty Limited ACN 133 312 017	Wednesday, 21 January 2015	106,739.82		25,234 Units
Realindex Investments Pty Limited ACN 133 312 017	Thursday, 29 January 2015	62,561.10		14,415 Units


Realindex Investments Pty Limited ACN 133 312 017	Thursday, 12 February 2015	462,846.60		98,478 Units
Realindex Investments Pty Limited ACN 133 312 017	Friday, 27 February 2015	443,393.13		102,400 Units

The Colonial Mutual Life Assurance Society Limited ACN 004 021 809

Holder of relevant interest	Date of acquisition	Consideration Cash	Consideration Non- Cash	Class and number of securities
The Colonial Mutual Life Assurance Society Limited ACN 004 021 809	Friday, 5 December 2014	551,859.00		131,395 Units
The Colonial Mutual Life Assurance Society Limited ACN 004 021 809	Friday, 9 January 2015	1,432,108.87		340,023 Units

Annexure C

This is annexure C referred to in Form 603, Notice of initial substantial holder dated **13/03/2015**



Carla Collingwood

Company Secretary

Dated the 16 March 2015

Commonwealth Bank of Australia will, if requested by the company or responsible entity to whom this form must be given or by the Australian Securities and Investments Commission (ASIC), give a copy of one or more of the following agreements to the company, responsible entity or ASIC (as appropriate).

Barclays Capital Securities Ltd

Type of agreement:	Global Master Securities Lending Agreement
Parties to agreement:	(1) Commonwealth Bank of Australia and (2) Barclays Capital Securities Ltd
Can the parties exercise voting rights attaching to the securities?	No
If yes, in what circumstances?	N/A
Date on which the securities were (or are) expected to be delivered to the borrower or its nominee (ie borrow date):	The dates indicated in Annexure B on which securities were borrowed.
Scheduled date (if any) when the securities are expected to be returned to the borrower or its nominee (ie return date):	Any particular day.
Does the borrower have the right to return the securities early? [Yes/No]	Yes
If yes, in which circumstances?	At any time subject to giving notice.
Does the lender have the right to recall the securities early (ie before the scheduled return date)? [Yes/No]	Yes
If yes, in which circumstances?	At any time subject to giving notice.
Are there circumstances in which the borrower will not be required to return the securities on settlement? [Yes/No]	No
If yes, in which circumstances?	N/A

Merrill Lynch Equities Australia Limited

Type of agreement:	Australian Master Securities Lending Agreement
--------------------	--

Parties to agreement:	(1) Commonwealth Bank of Australia and (2) Merrill Lynch Equities (Australia) Limited
Can the parties exercise voting rights attaching to the securities?	No
If yes, in what circumstances?	N/A
Date on which the securities were (or are) expected to be delivered to the borrower or its nominee (ie borrow date):	The dates indicated in Annexure B on which securities were borrowed.
Scheduled date (if any) when the securities are expected to be returned to the borrower or its nominee (ie return date):	Any particular day.
Does the borrower have the right to return the securities early? [Yes/No]	Yes
If yes, in which circumstances?	At any time subject to giving notice.
Does the lender have the right to recall the securities early (ie before the scheduled return date)? [Yes/No]	Yes
If yes, in which circumstances?	At any time subject to giving notice.
Are there circumstances in which the borrower will not be required to return the securities on settlement? [Yes/No]	No
If yes, in which circumstances?	N/A

Morgan Stanley Australia Securities Limited

Type of agreement:	Australian Master Securities Lending Agreement
Parties to agreement:	(1) Commonwealth Bank of Australia and (2) Morgan Stanley Australia Securities Limited
Can the parties exercise voting rights attaching to the securities?	No
If yes, in what circumstances?	N/A
Date on which the securities were (or are) expected to be delivered to the borrower or its nominee (ie borrow date):	The dates indicated in Annexure B on which securities were borrowed.
Scheduled date (if any) when the securities are expected to be returned to the borrower or its nominee (ie return date):	Any particular day.
Does the borrower have the right to return the securities early? [Yes/No]	Yes
If yes, in which circumstances?	At any time subject to giving notice.

Does the lender have the right to recall the securities early (ie before the scheduled return date)? [Yes/No]	Yes
If yes, in which circumstances?	At any time subject to giving notice.
Are there circumstances in which the borrower will not be required to return the securities on settlement? [Yes/No]	No
If yes, in which circumstances?	N/A