

## NTA and Monthly Update - April 2015

### Company at a Glance

|                             |               |
|-----------------------------|---------------|
| ASX Code                    | WMK           |
| Fund Size                   | AU\$81.1m     |
| Fund Strategy               | Variable Beta |
| Share Price                 | \$0.89        |
| NTA Before Tax              | \$0.96        |
| Shares on Issue             | 87.0m         |
| Dividend (1H15)             | 2 cents       |
| Dividend Yield (annualised) | 5.0%          |

### Net Tangible Asset (NTA) Backing

|  | Mar 15        | Apr 15        |
|--|---------------|---------------|
| <b>NTA Before Tax</b>                    | <b>\$0.98</b> | <b>\$0.96</b> |
| NTA After Tax                            | \$0.98        | \$0.97        |
| Dividend Declared                        | (\$0.02)      | (\$0.00)      |
| <b>NTA After Tax &amp; Dividend (2¢)</b> | <b>\$0.96</b> | <b>\$0.97</b> |

### Month in Review

Global share markets were stronger in April, with rising commodity prices providing a boost for emerging markets. Soft economic data out of the US triggered a fall in the USD against most major currencies and fuelled further speculation as to the timing of the Federal Reserve's planned tightening of monetary policy.

The Company's portfolio delivered a 0.72% return net of all fees and expenses for the month. The long portfolio outperformed the short portfolio, with contributions coming from positions in mining, energy and healthcare as well net short positioning in respect of the major banks.

The performance of defensive shares varied between sectors during the month. A stronger oil price supported Origin Energy while the telecommunications sector was weak, led by a fall in Telstra shares. Healthcare names were also down in the month, in particular companies with US dollar earnings.

Financial shares lagged the broader market in April, posting large losses. In particular, bank shares were down 5.9% amid warnings from both APRA and the RBA that the banks will have to hold more capital in the future. There was also concern about the prospect of a sovereign ratings downgrade and its flow on impact on the major banks. The insurers came under pressure during the month and the Real Estate sector also struggled as a result of a sharp increase in bond yields.

Cyclical shares were also weak although mining contractors were the exception, rallying along with commodity prices. The Company's core position in Nine Entertainment performed well following the sale of the company's events business. Also in media, APN Outdoor was added, an attractive group of outdoor media assets benefitting from digital conversion.

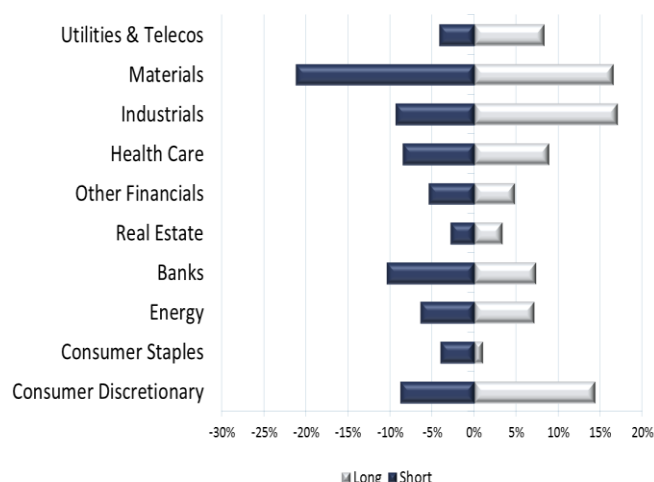
Resource and energy shares outperformed the broader market for the first time in many months as commodity prices rallied; a result of a weakening US dollar and stimulatory action taken by the Central Bank in China. We believe that recent gains represent a counter-cyclical rally for energy and mining shares and we have used strong performance in these sectors as an opportunity to reduce our exposure.

### WMK Performance

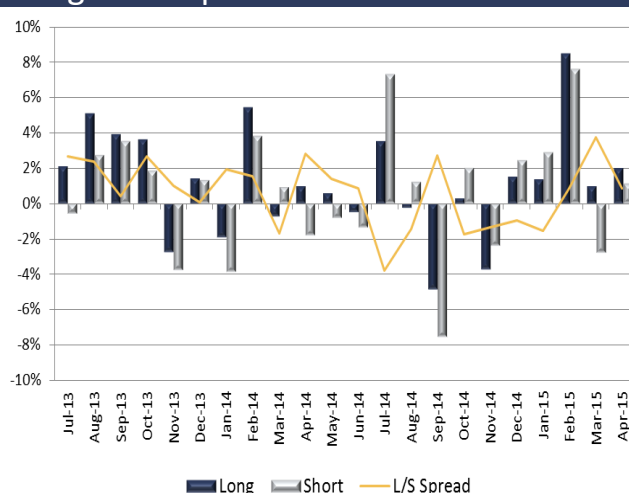
|   | 1 Mth        | 6 Mths        | 1 Yr          | S.I. (pa)    |
|---|--------------|---------------|---------------|--------------|
| Portfolio Return (net)                      | 0.73%        | 0.78%         | -2.43%        | 3.85%        |
| RBA Cash Rate                               | 0.19%        | 1.19%         | 2.47%         | 2.51%        |
| <b>Outperformance (net)</b>                 | <b>0.54%</b> | <b>-0.41%</b> | <b>-4.90%</b> | <b>1.34%</b> |
| Total Shareholder Return (TSR) <sup>1</sup> | 3.51%        | -6.63%        | -7.56%        | -2.68%       |

<sup>1</sup> TSR accounts for the total return, including dividends on an investment in WMK shares

## Sector Exposures

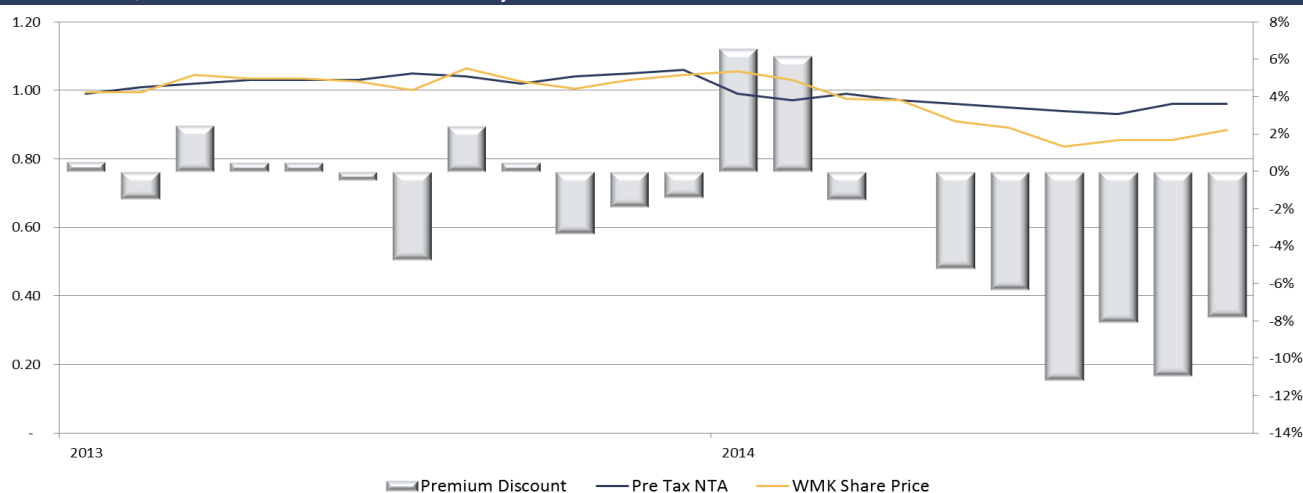


## Long Short Spread\*



\* Long Short spread shows the gross monthly performance of the Company's long and short portfolios. The difference between the two represents the gross performance of the portfolio as a whole. The company will make a profit where the long portfolio outperforms the short portfolio, after the payment of fees and expenses

## Premium/Discount to NTA History



## Dividend History

The Board is committed to paying an increasing stream of fully franked dividends to shareholders, provided the Company has sufficient profit reserves and franking credits and that it is within prudent business practices. Dividends are paid on a six-monthly basis. From time to time the board will offer a dividend reinvestment plan, although the DRP was suspended in respect of the interim dividend for FY15.

Disclaimer: This document is issued by Watermark Funds Management Pty Ltd (ABN 98 106 302 505, AFSL 250897) in relation to the Australian Leaders Fund Ltd. The information provided is general information only. It does not constitute financial, tax or legal advice or an offer or solicitation to subscribe for units or shares in any fund of which the Manager is the contracted Investment Manager (Watermark Funds). The information in this document has been prepared without taking account of your objectives, financial situation or needs. Before acting on the information or deciding whether to acquire or hold a product, consider its appropriateness and the relevant Information Memorandum, which is available on the Watermark Funds Management website, wfunds.com.au, or by phoning 02 92550225. Watermark Funds Management receives management and performance fees from the Watermark Funds, details of which are also set out in the current Information Memorandum and at the company's website. The manager, their affiliates and associates accept no liability for any inaccurate, incomplete or omitted information of any kind or any losses caused by using this information. All investments carry risks. There can be no assurance that any Watermark Fund will achieve its targeted rate of return and no guarantee against loss resulting from an investment in any Watermark Fund. Past fund performance is not indicative of future performance.