



Important Disclaimer

This material contains certain forecasts and forward-looking information, including information about possible or assumed future performance, exploration results, resources or potential growth of Silver City Minerals Limited (SCI), industry growth or other trend projections. Such forecasts and information are not a guarantee of future performance and involve unknown risks and uncertainties, as well as other factors, many of which are beyond the control of Silver City Minerals Limited. Actual results and developments may differ materially from those expressed or implied by these forward-looking statements, depending on a variety of factors. Nothing in this material should be construed as the solicitation of an offer to buy or sell SCI securities.

Competent Person

Information in this document that relates to Exploration Results, Mineral Resources or Ore Reserves is based on information compiled by Christopher Torrey, who is the Managing Director and full-time employee and shareholder of Silver City Minerals Limited, and a Member of the Australian Institute of Geoscientists. Mr Torrey has sufficient experience which is relevant to the style of mineralisation and type of deposit under consideration and to the activity which he is undertaking to qualify as a Competent Person as defined in the 2012 Edition of the “Australasian Code for Reporting of Exploration Results, Mineral Resources and Ore Reserves”. Mr Torrey consents to the inclusion in the report of the matters based on his information in the form and context in which it appears.

Reports Relevant to this Presentation

Silver City Prospectus 2011, Quarterly Report December 2011, ASX Release 15 January 2013, Quarterly Report December 2014, ASX Release 13 November 2014, ASX Release 20 March 2015.

SILVER CITY MINERALS

ASX Code:	SCI
Issued Shares:	116.3 million
Unlisted Options:	10.5 million
Market Cap:	\$1.9 million
Cash: (end April 2015)	\$2.4 million

Major Shareholders:	
The Sentient Group:	17.74%
Variscan Group:	12.47%
Top 20 :	55.95%

Share Price:	High \$0.080
(12 months)	Low \$0.011



Board of Directors



Bob Besley Chairman

Geologist with over 40 years experience in mining and exploration. Founder and original Managing Director of CBH Resources Limited. Bob took that company from inception as a junior explorer to a large zinc, lead and silver producer with a peak market cap of \$600m. Currently Non-Exec Director KBL Mining Limited.



Chris Torrey Managing Director

Geologist with over 35 years experience in international mineral exploration. Senior management and consulting roles with Cyprus-Amex, ASX-listed Golden Cross Resources, US-listed Golden Minerals and Apex Silver. Past Chairman of Golden Cross Resources.



Ian Plimer Non-Executive Director

Ian Plimer was the inaugural Professor of Mining Geology (University of Adelaide) and Emeritus Professor of Earth Sciences at The University of Melbourne. Ian is considered to be the world expert on the geology of the Broken Hill orebody on which he has worked and published extensively for almost 50 years.



Greg Jones Non-Executive Director

Greg is a geologist with 35 years exploration and mine operational experience. Senior management roles with Western Mining and Sino Gold. He currently holds directorships with ASX-listed companies; Moly Mines, Eastern Iron Limited and Thomson Resources. Greg is the Managing Director of Variscan Mines Limited.



Ian Hume Non-Executive Director

Ian was a founding partner of The Sentient Group, a private equity fund specialising in global investment in the resources sector. Long career of investing in international mining and telecommunications, primarily in North and South America, Russia and the Pacific Rim.



Yanina Barila Alternate Non-Executive Director

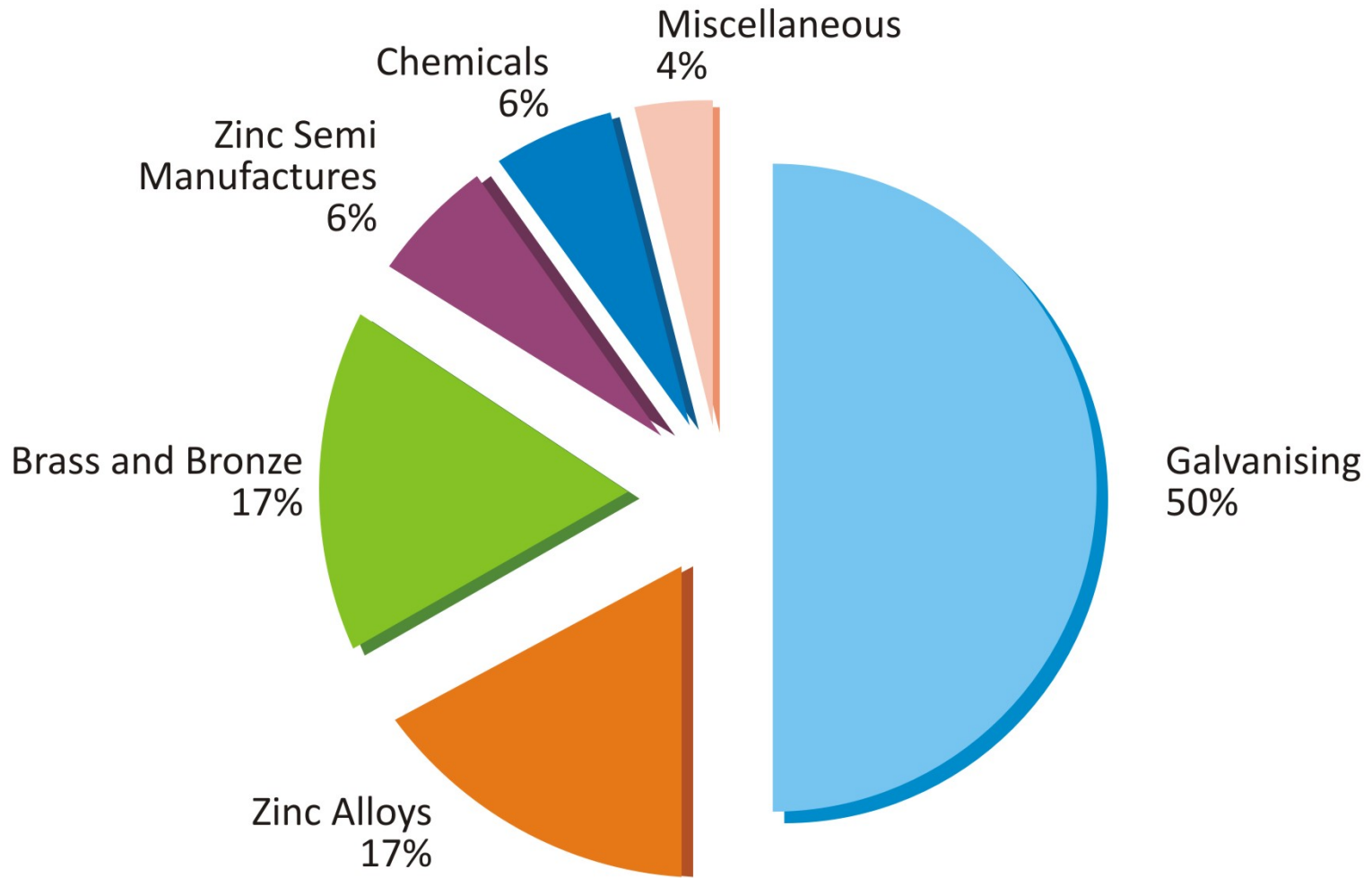
Yanina is an investment manager with The Sentient Group. Yanina brings international experience in the review and evaluation of mining and energy projects and her areas of expertise include financial modelling and equity research. She is a non-executive director of TSX-list Tinka Resources Limited.



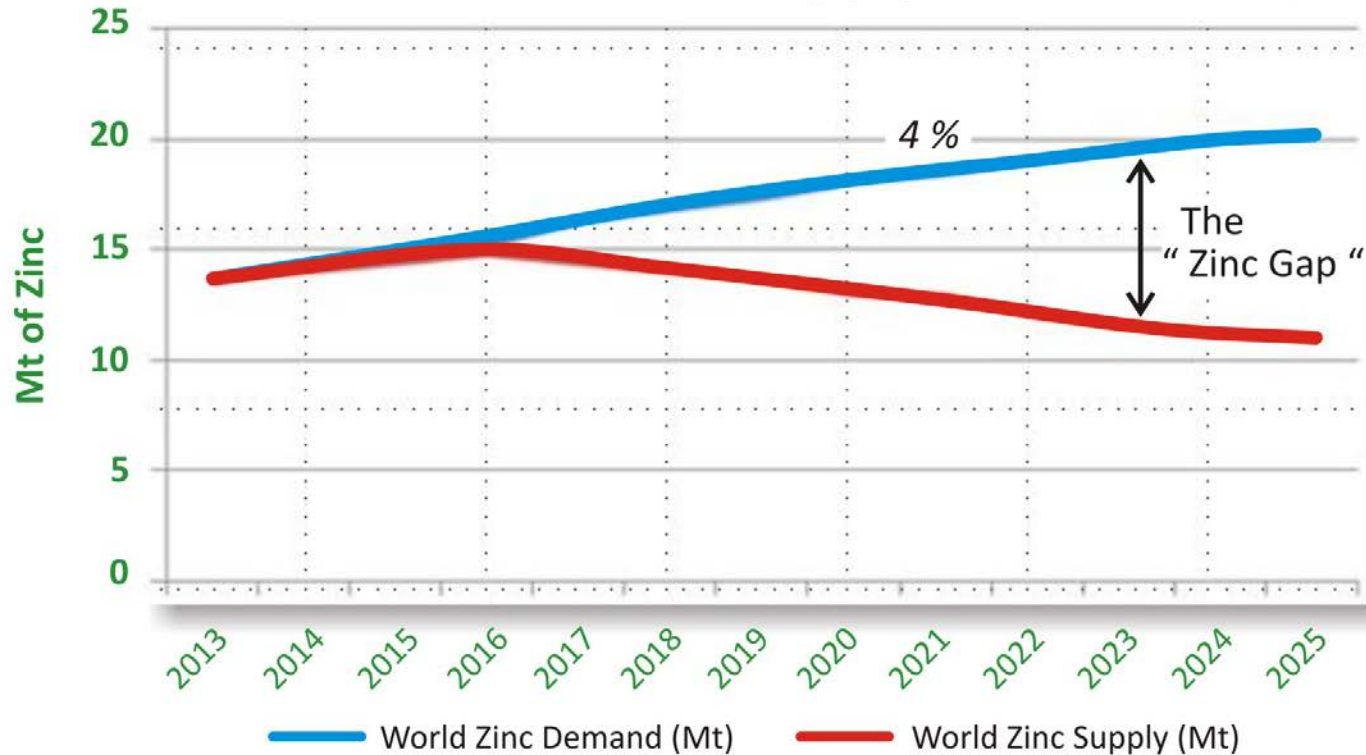
So why Invest in Silver City Minerals?

- Two key projects immediately north and south of world's largest Zinc-Lead-Silver deposit.
- Drilling scheduled August- September
- Projected shortfall in Zinc supply.
- Zinc-lead sulphide targets and proximity to two sulphide treatment mills with +1mtpa excess capacity.
- Secure and under-explored tenure.
- New targets identified
- Excellent infrastructure

Major Zinc End Uses



Global Zinc Demand Supply Forecast (Mt)



Increasing Demand-Supply Gap forecast for Zinc

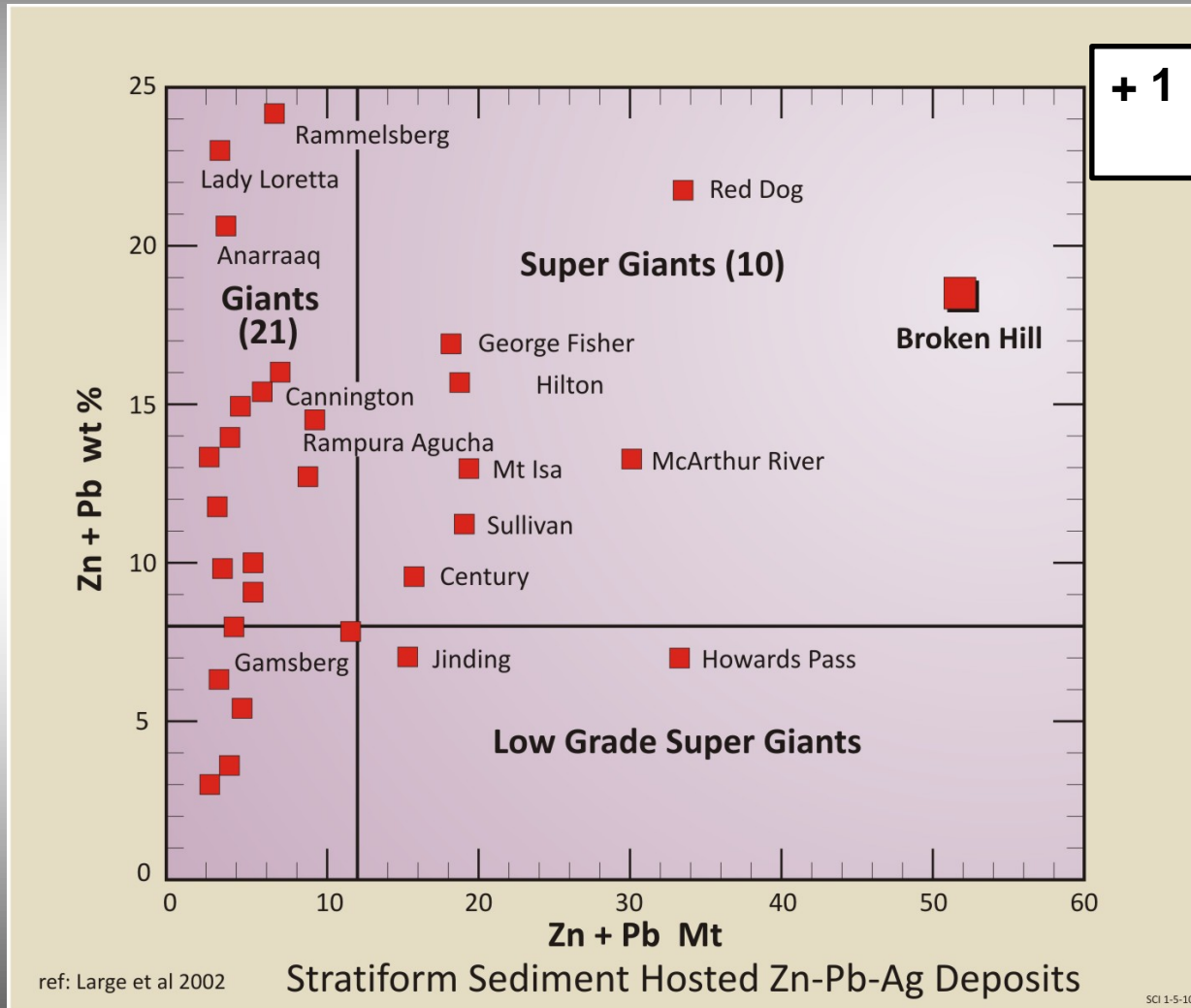
- Demand increasing
- Mines closing
- Limited new mine capacity to fill the gap

Source:
HDR | Salva

A new zinc discovery of typical high grade Broken Hill ore (+15% Zn+Pb) will fill a significant part of the shortfall



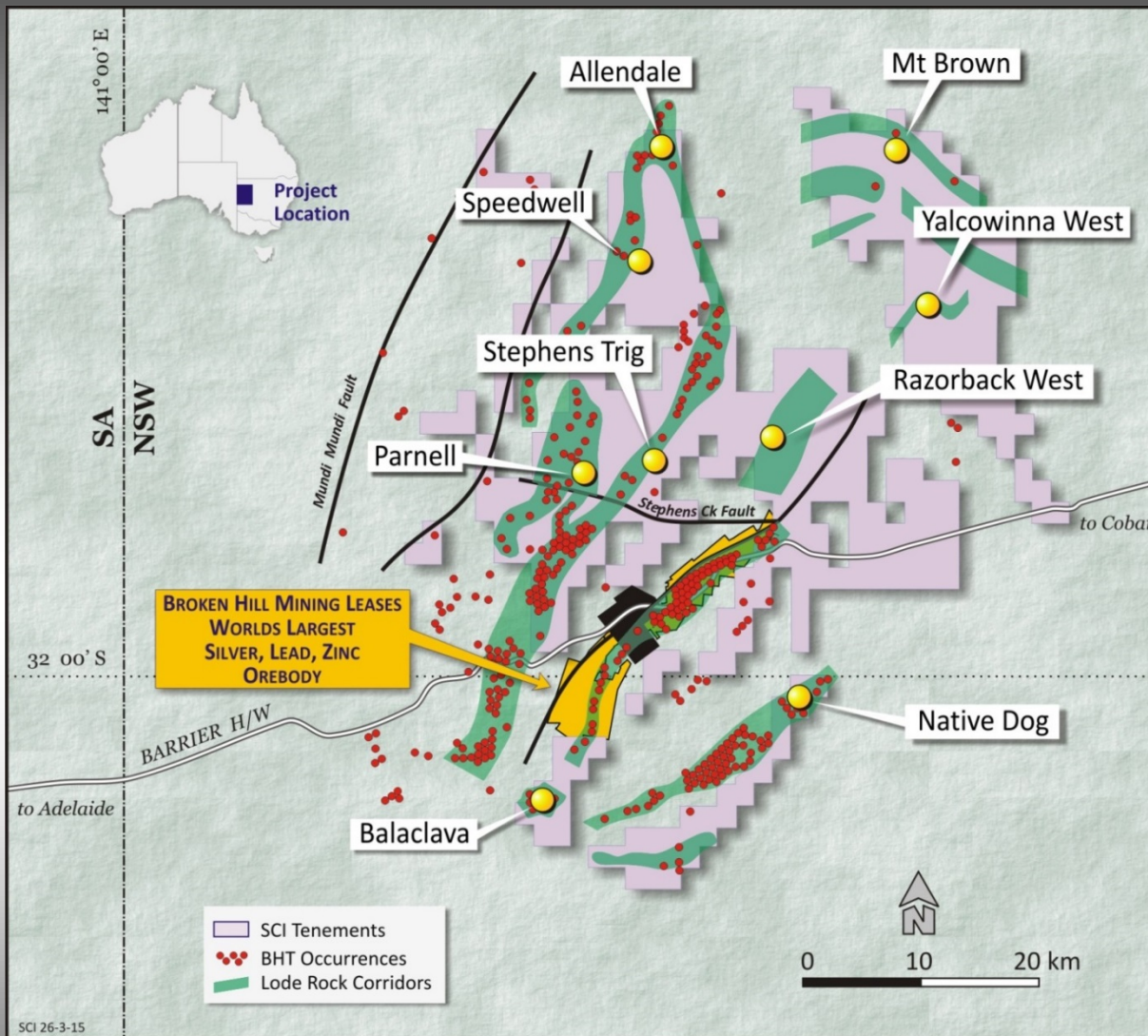
So where does one look for...?



BROKEN HILL MINE

- Continuously mined for over 130 years to present day
- Largest and richest lead-zinc-silver deposit in the world.
- 300 million tonnes averaging >15% combined lead and zinc and 100-300g/t silver, over 150MT at +20%.
- Historical importance for Australia: A Global Company Maker
- Birthplace of BHP and RioTinto
- First use of flotation process for separation and collection of sulphides
- Birthplace of modern occupational health and safety
- Took Australia from an agricultural economy into the industrial age.

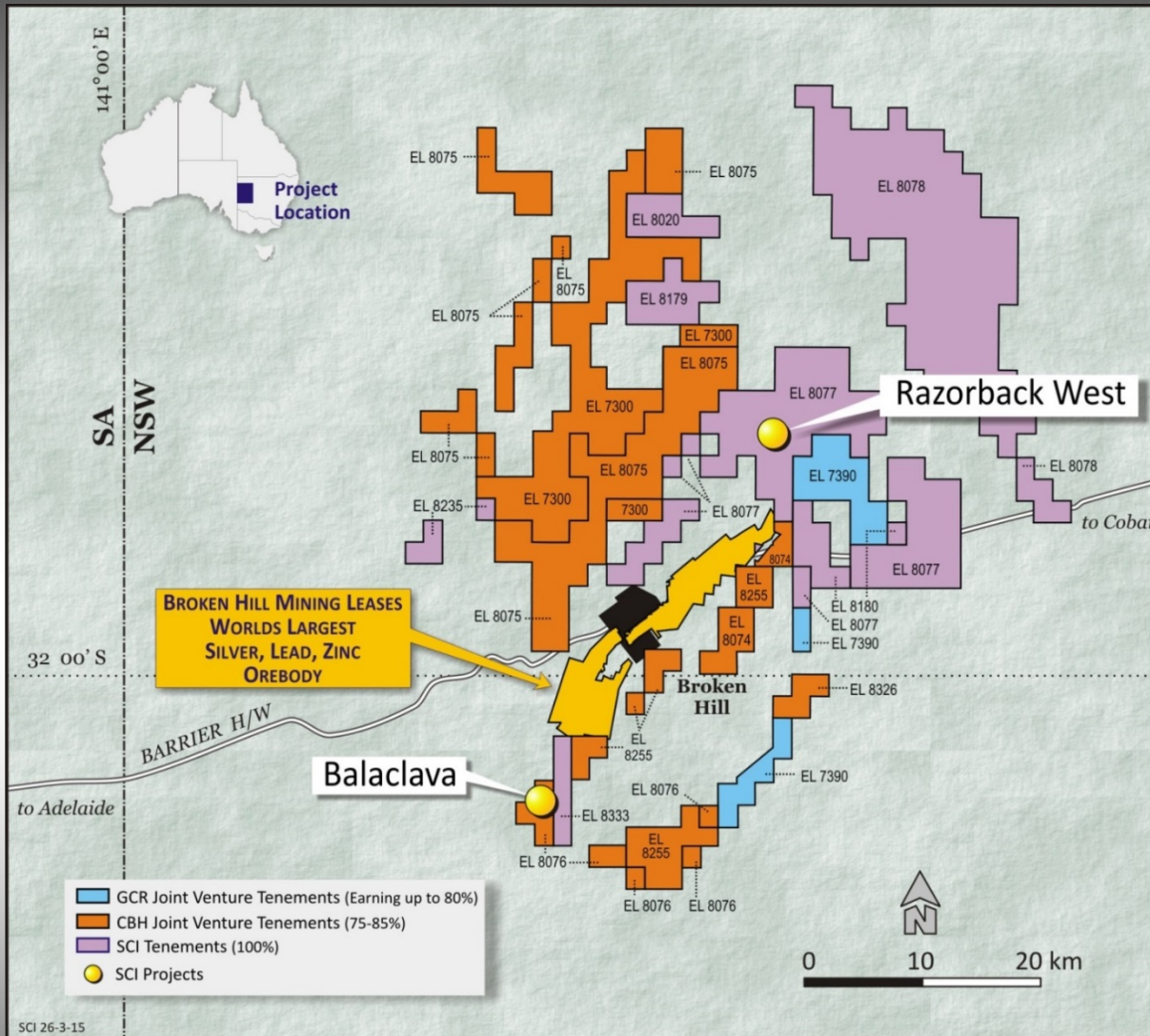
EXPLORATION BY SILVER CITY MINERALS IS DONE IN THE SHADOW OF THE SUPERGIANT



- Belt of prospective rocks throughout the tenure
- “Lode” rocks, mineral occurrences and old workings.
- 50% of tenure lies under shallow cover
- **Focus study shows Balaclava, Razorback West and Stephens Trig as areas of high potential.**

Yellow= Broken Hill Mining Leases, Black= Town of Broken Hill, Red Dots= Mapped locations of Broken Hill-type mineralisation, Green= Belts of prospective Broken Hill Group rocks and White Labels=SCI projects

Key Projects



Razorback West (100% SCI)

Northern extension of the Broken Hill Line-of-Lode mine sequence.

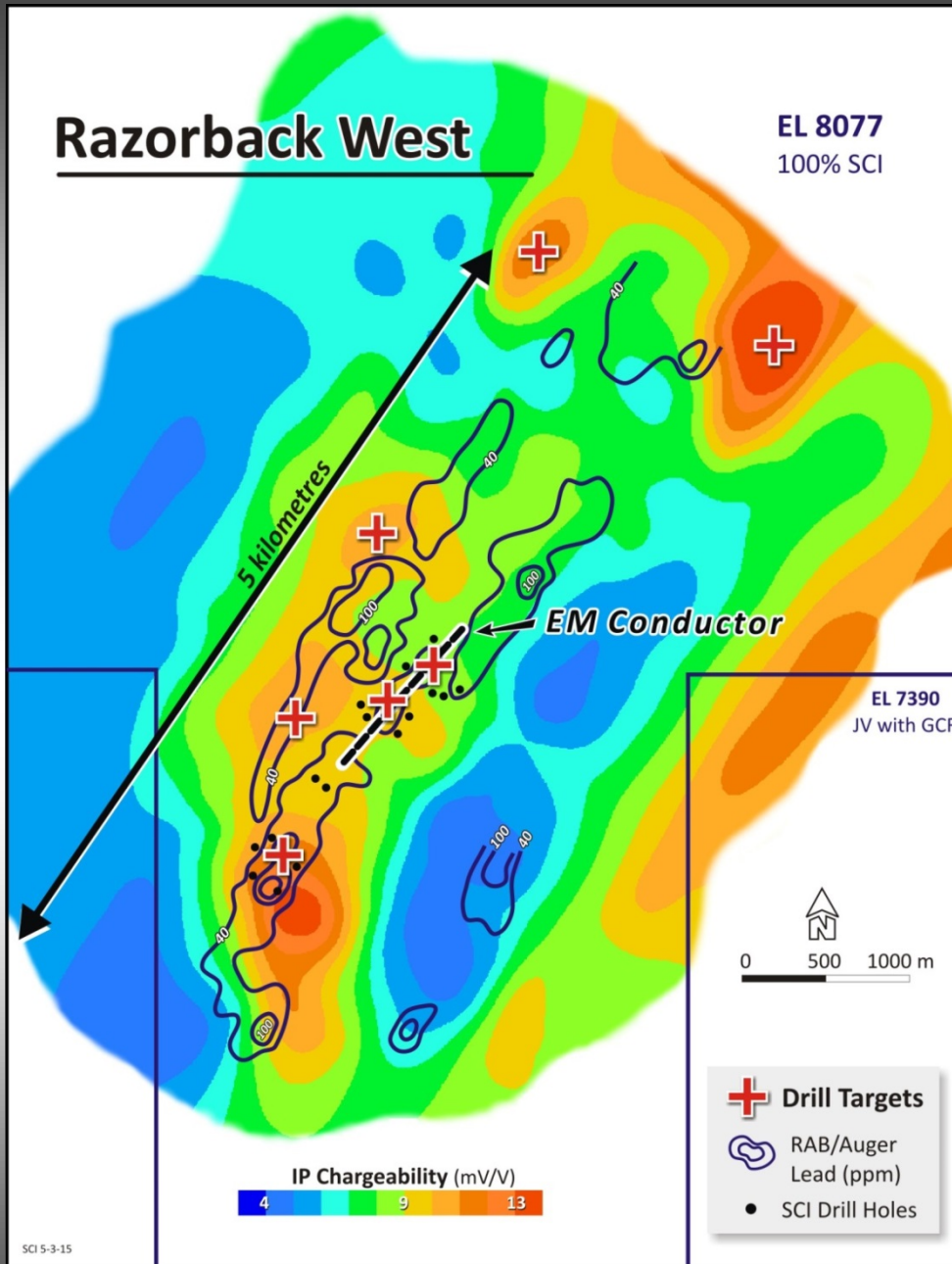
Balaclava (75% SCI, 25% CBH)

Southern extension

.....both offset from Broken Hill by faults

Razorback West

EL 8077
100% SCI



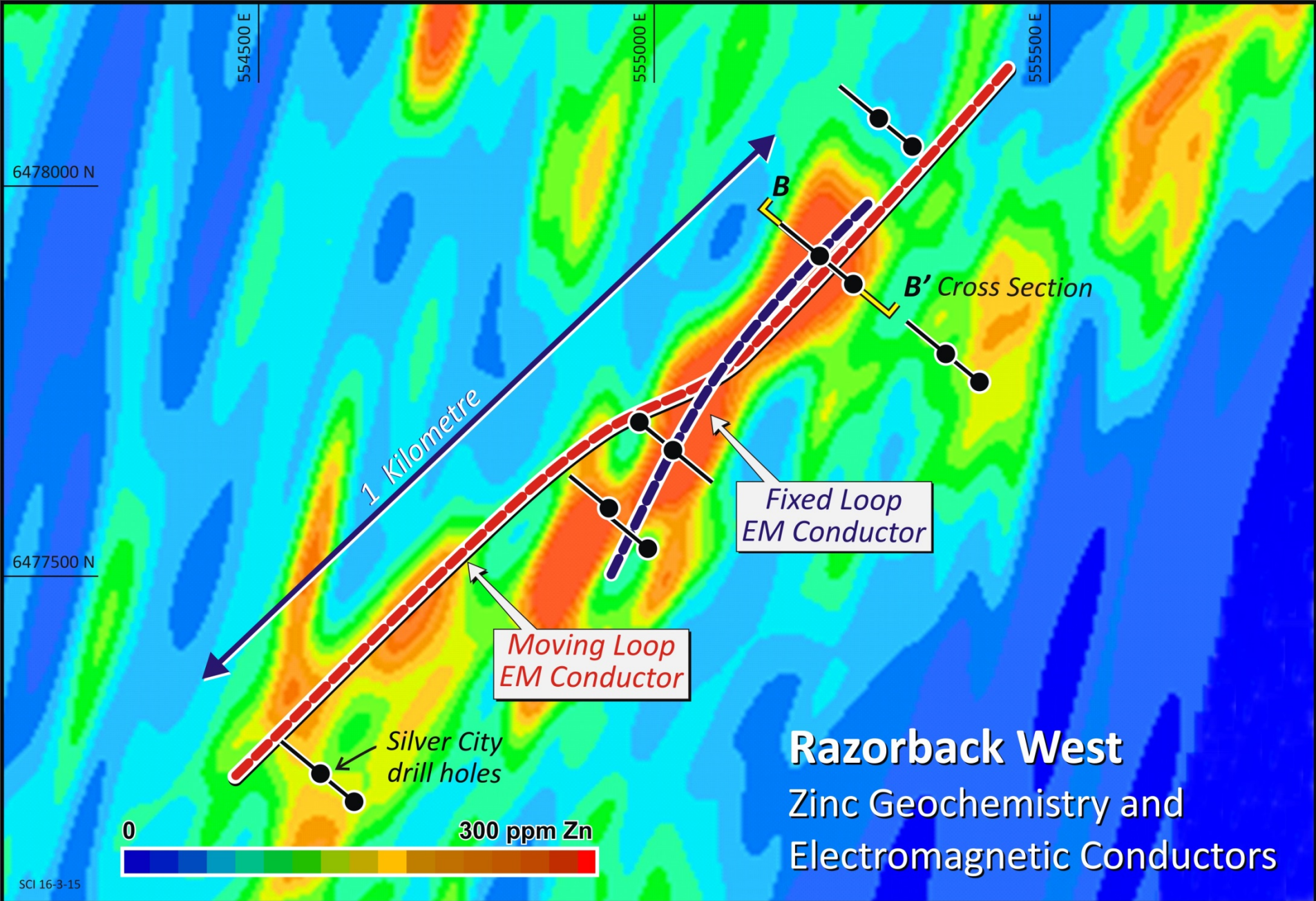
Razorback West

Seven new drill targets based on:

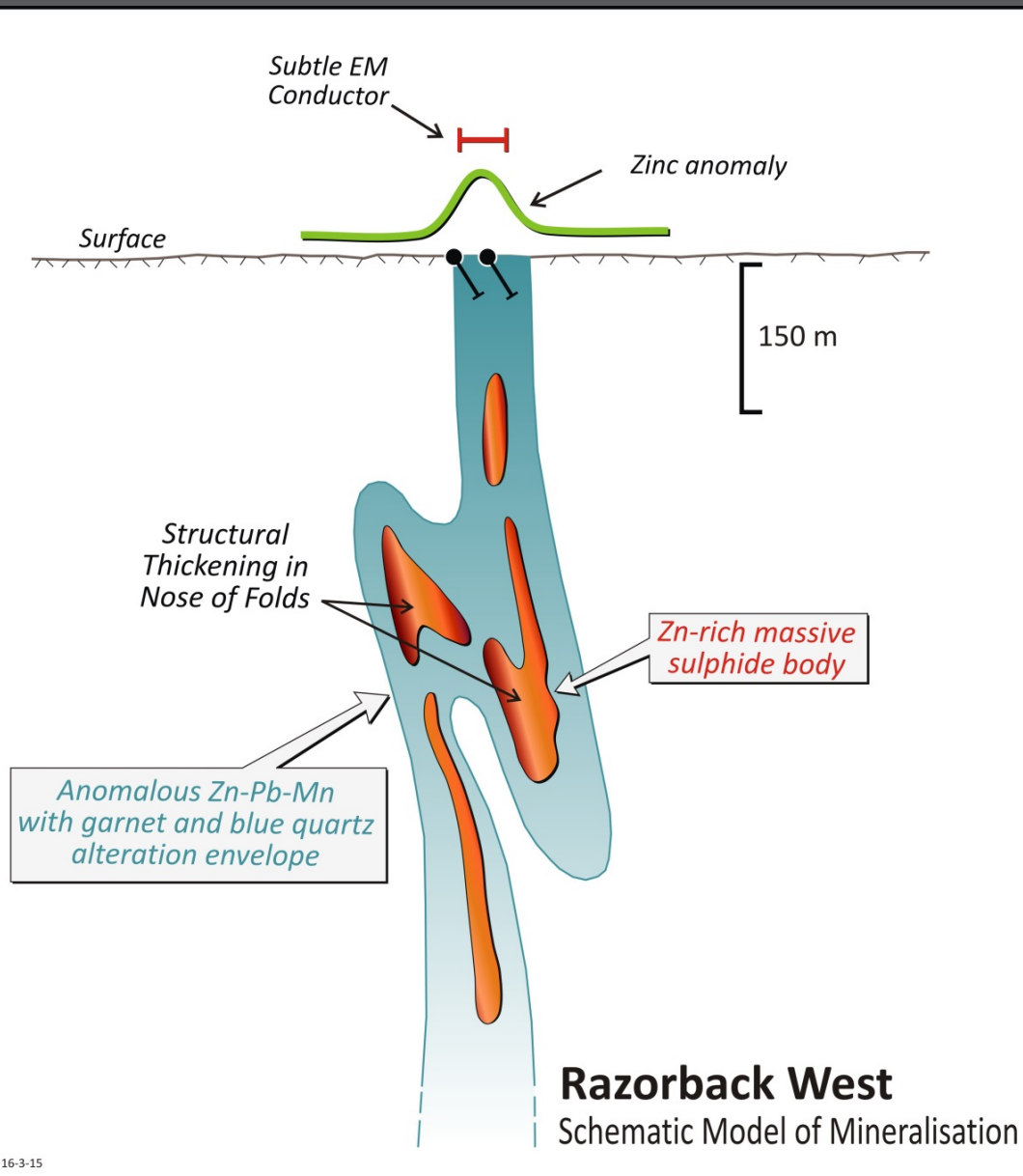
- induced polarisation
- electromagnetics
- geochemical sampling

Notes:

1. IP Chargeability maps the distribution of sulphide minerals in the rock. Hot colours are areas of greatest concentration
2. Contours in black show the distribution of anomalous lead in shallow RAB drilling
3. Black line shows the location of the electromagnetic conductor, where sufficient sulphide is present to conduct electricity. On the next slide this is strongly coincident with peak zinc values.
4. Black Dots are the location of SCI drillholes from first phase of drilling.
5. Red Crosses are new drill targets.



Razorback West



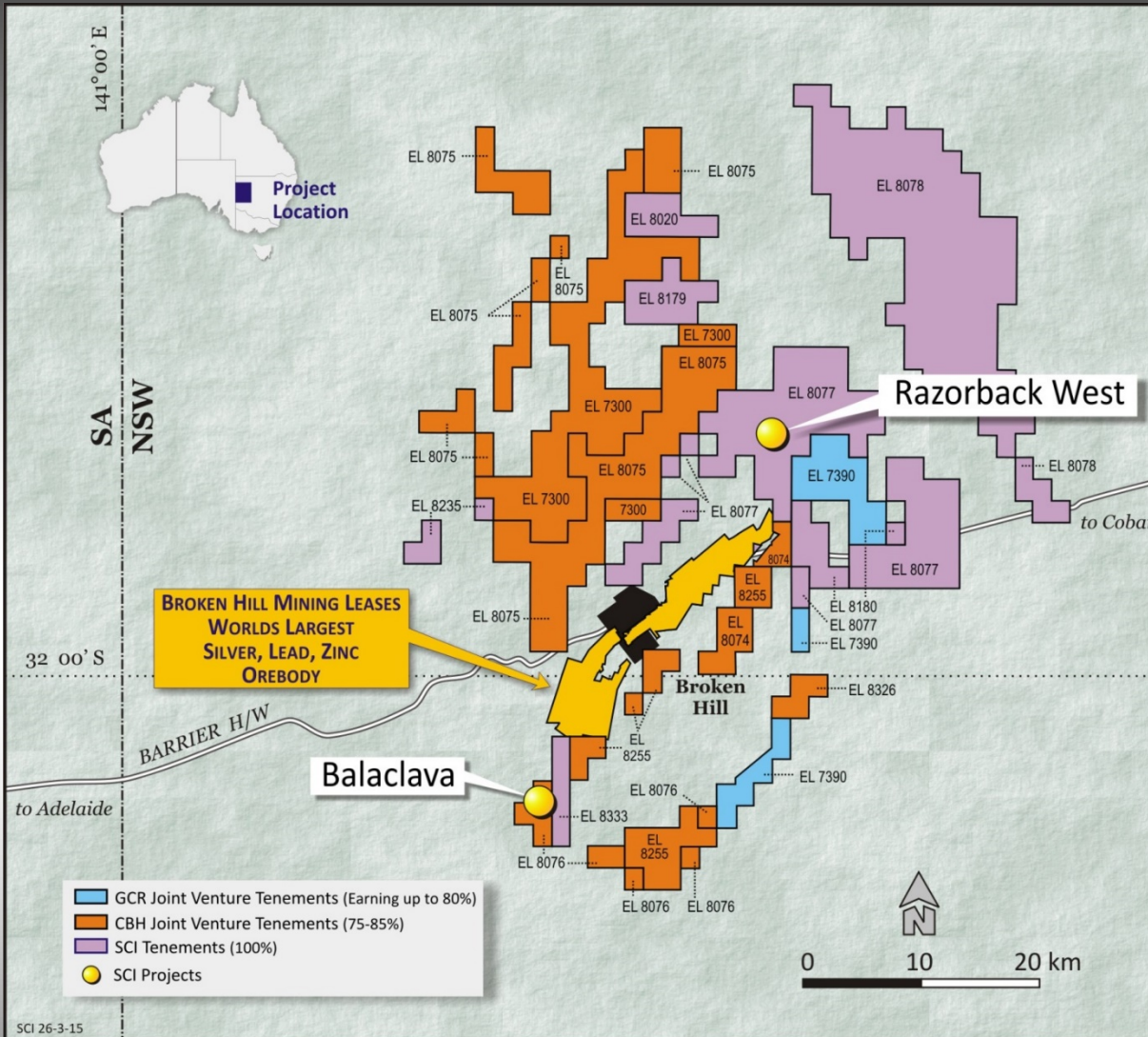
Conceptual cross-section through Razorback West shows

- A surface zinc anomaly in shallow RAB drilling
- Anomalous zinc in shallow reverse circulation drill holes
- The location of an electromagnetic conductor in relation to the zinc anomalism
- A conceptual, zinc-rich massive sulphide body at 120 – 150 metres below the surface; the geophysics suggests this depth
- SCI drill holes intersected the anomalous envelope, but not deep enough to test EM anomaly

Conclusion

- Deeper drilling required

Key Projects



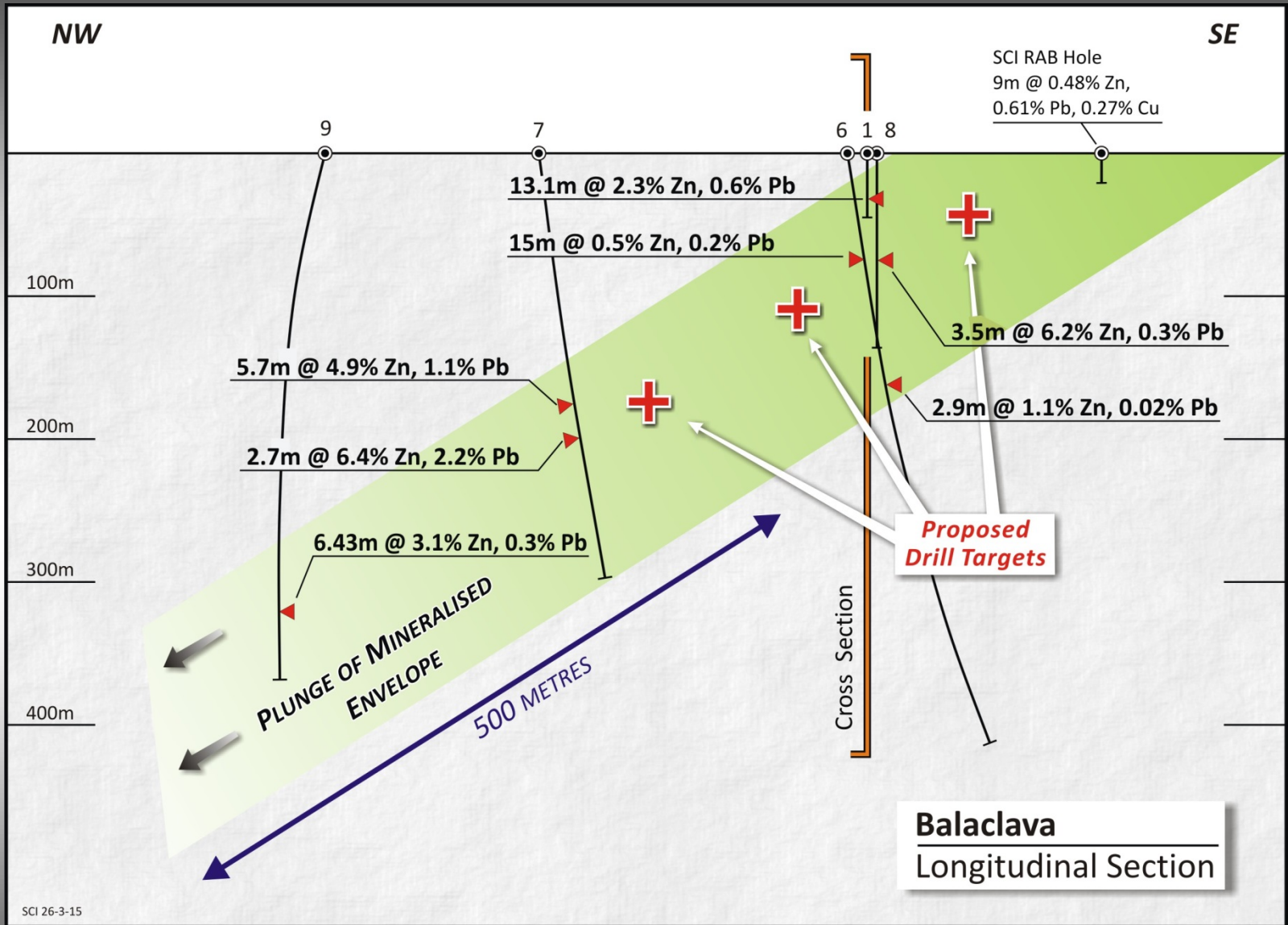
Razorback West (100% SCI)

Northern extension of the Broken Hill Line-of-Lode mine sequence.

Balacava (75% SCI, 25% CBH)

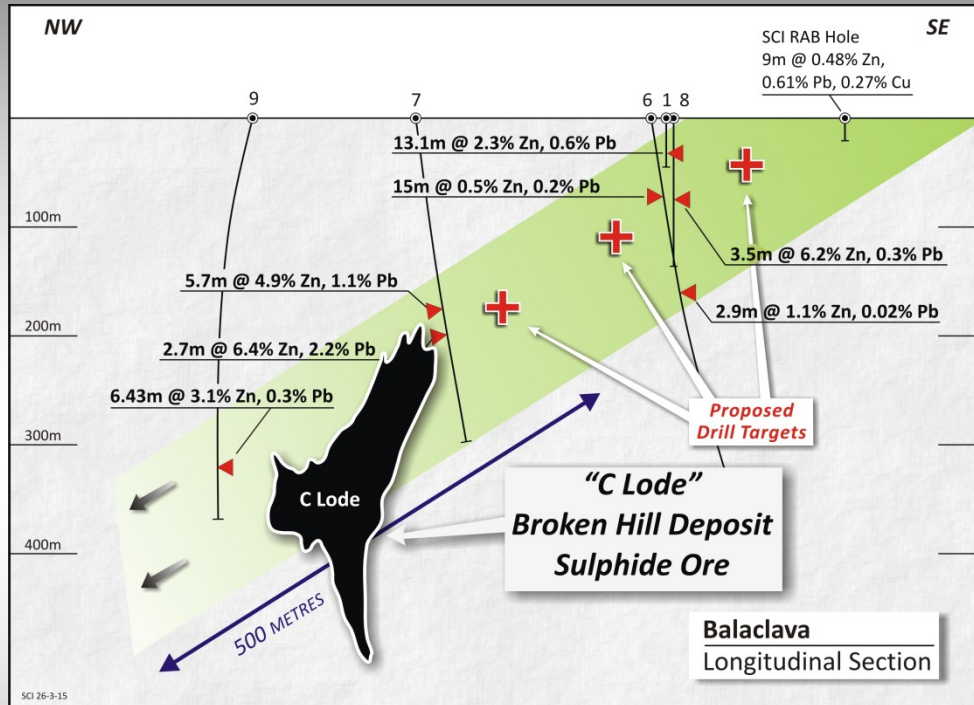
Southern extension

.....both offset from Broken Hill by faults



Balaclava

Unlike Razorback West, Balaclava has been tested by deeper drilling:



- The longitudinal section shows significant zinc and lead intersections hosted in a northwest plunging shoot.
- The drill hole spacing exceeds 200 metres. This diagram shows a cross-section of an important ore shoot at Broken Hill (the “C-Lode”) could easily be present next to and be partly intersected in hole 7.
- The up-plunge extensions of this shoot remain to be tested.
- A shallow proof-of-concept hole drilled by Silver City Minerals intersected a gossan (oxidized sulphides) and returned 9 metres of zinc-lead-copper mineralisation.

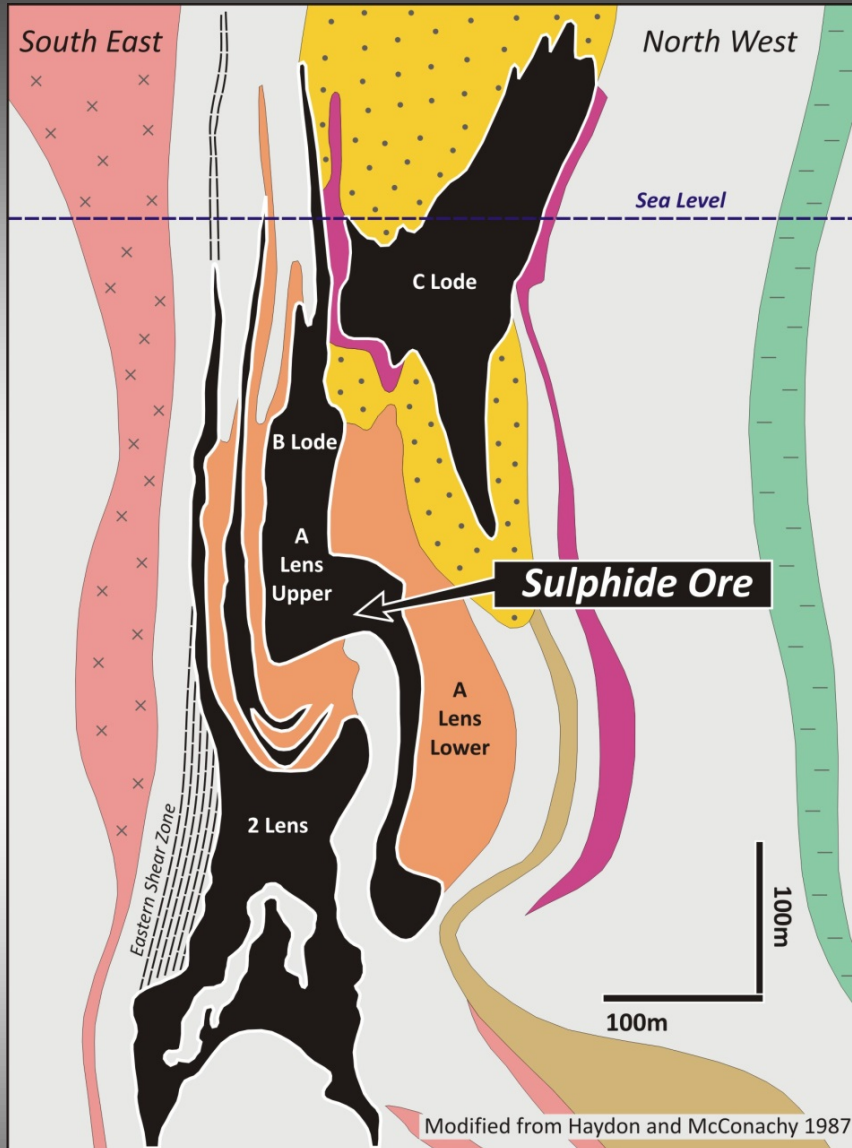
Note: Intersection in hole 7 previously quoted in ASX releases and presentations as containing 11.9% zinc was incorrect due to an historic transcription error. The correct intersection is 5.7 metres at 4.9% zinc and 1.1% lead.

What's Next?

- **Balacava Drilling:** August-September
- **Razorback West :** Gravity surveys as prelude to drilling
- **Stephens Trig:** Detailed geological modelling, gravity surveys

Notes:

1. Balacava is drill-ready. Site permitting is in progress.
2. Razorback West requires refinement through gravity profiling as prelude to drilling.
3. Stephens Trig hosts drill intersections.
eg: 12 metres at 6.8% zinc, 2.3% lead and 10g/t silver
6 metres at 9.5% zinc, 0.7% lead and 14g/t silver
2 metres at 12% zinc, 4.3% lead and 62g/t silver
Geological modelling is near complete, gravity surveys scheduled. Interpretation likely to lead to new zinc targets.





Why Invest in SCI?

- **Project Location**
- **An Option on Zinc Price**
- **Potential for Discovery**

**Where does one look
for elephants?**

In elephant country!

Come and visit us at: **Booth 25**

SILVER CITY MINERALS LIMITED

ABN 68 130 933 309



ASX Code: SCI



Level 1, 80 Chandos Street
St Leonards
NSW 2065
Australia
+61 2 94371737

www.silvercityminerals.com.au