

Deal Name: **Driver Australia One**

Issuer: Perpetual Corporate Trust Limited (ABN 99 000 341 533)
of Level 12, 123 Pitt Street,
Sydney NSW 2000 Australia
in its capacity as trustee of the Driver Australia One Trust.

Originator of the Receivables: Volkswagen Financial Services Australia Pty Ltd

Seller of the Receivables: Volkswagen Financial Services Australia Pty Ltd

Servicer name: Volkswagen Financial Services Australia Pty Ltd

Reporting Entity: Volkswagen Financial Services Australia Pty Ltd
ABS Operations
(Physical Address)
Level 1, 24 Muir Road,
Chullora NSW 2190
(Postal Address)
Locked Bag 6252
Regents Park NSW 2143

Contact: Phone: +61 2 9751 6257
Fax: +61 2 9695 6399
Email: ABSOperations.Australia@vwfs.com.au

Corporate Service Provider: Perpetual Corporate Trust Limited
(ABN 99 000 341 533)
of Level 12, 123 Pitt Street,
Sydney NSW 2000 Australia in its personal capacity.



Contents

Page	Table of Contents
1	Cover
2	Contents
3	Reporting Details
4	Parties Overview
5	Transaction Events I
6	Transaction Events II
7	Transaction Events III
8	Information regarding the Notes I
9	Information regarding the Notes II
10	Credit Enhancement
11	Swap Fixing / Waterfall
12	CRD Retention / Retention of Net Economic Interest
13	Amortisation Profile I
14	Amortisation Profile II
15	Run Out Schedule I
17	Run Out Schedule II
18	Outstanding Contracts I
20	Outstanding Contracts II
21	Arrears
23	Net Salvage Loss
24	Net Salvage After Recoveries
25	Pool Data I
27	Pool Data II
28	Pool Data III
30	Pool Data IV
32	Pool Data V
34	Pool Data VI
35	Pool Data VII
39	Pool Data VIII
41	Hardship Extensions
42	Engine Type
44	Contract Level Data

Reporting Details
Deal Overview

Pool Cut Date	31/10/2013	Publication Date:	16/11/2015 (16th of each month)
Scheduled Date of Clean-Up-Call	01/2017	Payment Date:	23/11/2015 (21st of each month)
Legal Maturity Date	21/12/2021	Reporting Date:	31/10/2015
Issue Date	12/12/2013	Asset Collection Period:	from 01/10/2015 until 31/10/2015
Period No.:	23	Interest Accrual Period	from 21/10/2015 until 23/11/2015
Reporting frequency:	Monthly	Note Payment Period:	from 21/10/2015 until 23/11/2015
Next Payment Date:	21/12/2015	Days accrued:	33

Vehicle Type at Pool Cut	Number of Contracts	Percentage of Contracts	Outstanding Discounted Contract Balance	Percentage Outstanding Discounted Contract Balance
New	13,968	84.66%	438,595,554.40 AUD	87.72%
Used	2,531	15.34%	61,404,521.49 AUD	12.28%
Total	16,499	100.00%	500,000,075.89 AUD	100.00%

Credit Type at Pool Cut	Number of Contracts	Percentage of Contracts	Outstanding Discounted Contract Balance	Percentage Outstanding Discounted Contract Balance
Hire Purchase	2,970	18.00%	92,130,371.43 AUD	18.43%
Chattel Mortgage	5,094	30.87%	151,176,375.85 AUD	30.24%
Consumer Loan	8,435	51.12%	256,693,328.61 AUD	51.34%
Total	16,499	100.00%	500,000,075.89 AUD	100.00%

Parties Overview

Lead Managers:	<p>Australia and New Zealand Banking Group Limited (ABN 11 005 357 522) ANZ Tower 242 Pitt Street Sydney, NSW 2000 Australia</p> <p>The Royal Bank of Scotland plc (ABN 30 101 464 528) Level 23, 88 Phillip Street Sydney NSW 2000 Australia</p>	Security Trustee:	<p>P.T. Limited (ABN 67 004 454 666) Level 12 123 Pitt Street Sydney NSW 2000 Australia</p>
Trustee:	<p>Perpetual Corporate Trust Limited (ABN 99 000 341 533) of Level 12, 123 Pitt Street, Sydney NSW 2000 Australia in its capacity as trustee of the Driver Australia One Trust.</p>	Trust Manager:	<p>Perpetual Nominees Limited (ABN 37 000 733 700) of Level 12, 123 Pitt Street, Sydney NSW 2000 Australia in its capacity as the trust manager for the Driver Australia One Trust</p>
Sub Trust Manager:	<p>Volkswagen Financial Services Australia Pty Limited (ABN 20 097 071 460) Level 1, 24 Muir Road, Chullora, NSW 2190</p>	Account Bank:	<p>Australia and New Zealand Banking Group Limited (ABN 11 005 357 522) ANZ Tower 242 Pitt Street Sydney, NSW 2000 Australia</p>
Clearing Systems:	<p>Austraclear Limited 30-32 Grosvenor Street. Sydney, NSW 2000</p>	Swap Counterparty:	<p>Hong Kong and Shanghai Banking Corporation Limited, Australia Branch (ABN 65 117 925 970) Level 10, 580 George Street Sydney NSW 2000</p>
Servicer:	<p>Volkswagen Financial Services Australia Pty Limited (ABN 20 097 071 460) Level 1, 24 Muir Road, Chullora, NSW 2190 email: ABSOperations.Australia@vwfs.com.au phone: +61 2 9751 6257</p>	Rating Agencies:	<p>Fitch Ratings Attn.: James Zanesi Level 15, 77 King Street Sydney, NSW 2000 Australia email: australia.surveillance@fitchratings.com</p> <p>DBRS Inc. Attn: ABS Surveillance, 35th Floor 140 Broadway New York, NY 10005 United States of America email: ABS_Surveillance@DBRS.com</p> <p>Standard & Poor's Attn.: Structured Finance Surveillance Level 45, 120 Collins Street Melbourne, VIC 3000 Australia email: mel_sfsurveillance@standardandpoors.com</p>

Transaction Events (I)

Clean-Up Call Condition

Percentage of Current Outstanding Discounted Portfolio	27.90%	
Min. Percentage of Outstanding Discounted Portfolio	10.00%	The Clean-Up-Call Condition is expected to be reached in 01/2017.

Clean-Up Call

VWFS Australia will have the right at its option to exercise a Clean-Up Call and to repurchase all (but not only some) of the Purchased Receivables from the Issuer at any time when the then outstanding Aggregate Discounted Principal Balance is less than ten (10) per cent. of the Aggregate Cut-off Date Discounted Principal Balance and, assuming the Transaction Documents are given full effect, all payment obligations under the Notes, including principal and accrued interest, will thereby be fulfilled in accordance with the Order of Priority (the Clean-up Call Conditions).

Repurchase of Receivables	Number of contracts	% of Contracts	Outstanding Discounted Balance	% of Outstanding Discounted Balance	Re-Purchase Price
Current Period	-	-	- AUD	-	- AUD
Previous Periods	-	-	- AUD	-	- AUD
Total	-	-	- AUD	-	- AUD

If a repurchase of receivables occurred, it would only result from non-eligibility as of the respective Pool Cut Date (which has been discovered at a later stage), a Legitimate Repudiation of a Receivables Contract, a Reloaded Contract or a Flat-Cancelled Contract.

Transaction Party Replacements

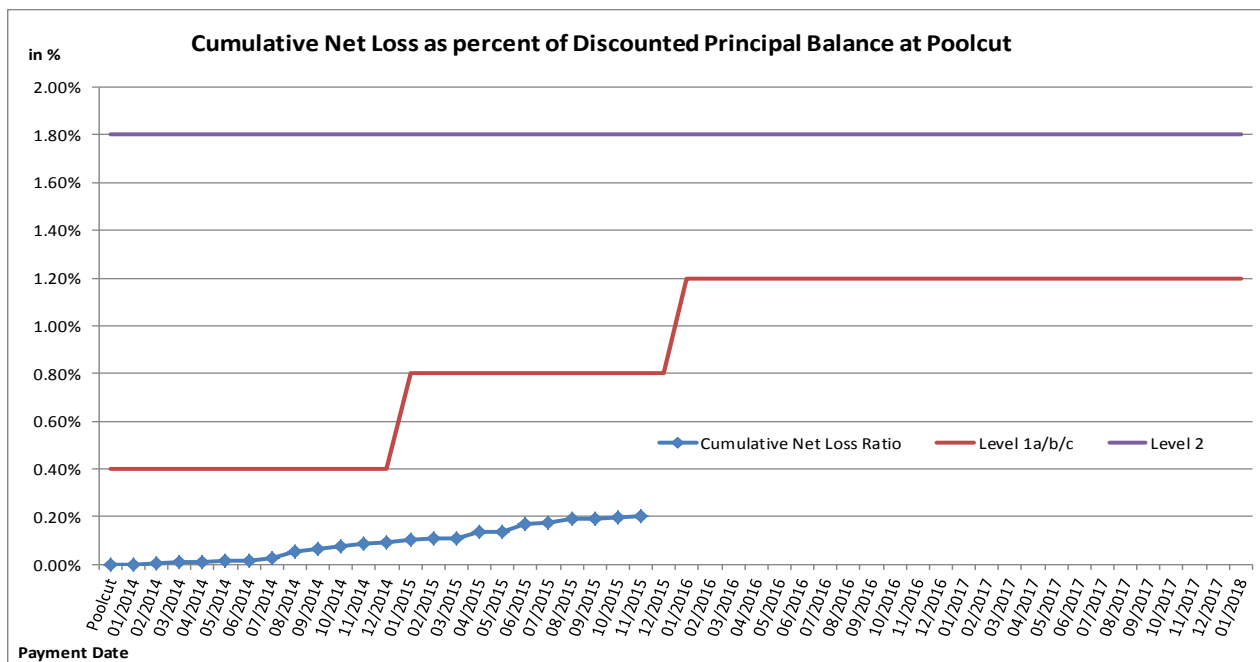
Capacity of Transaction Party	Date of Replacement	Reason for Replacement	Replaced Party	Replaced by

Transaction Events (II)

Credit Enhancement Increase Conditions

Level 1a Credit Enhancement Increase Condition - Cumulative Net Losses do not amount to 0.4% for any Payment Date prior to or during Dec 2014	NO
Level 1b Credit Enhancement Increase Condition - Cumulative Net Losses do not amount to 0.8% for any Payment Date from Jan 2015 but prior to or during Dec 2015	NO
Level 1c Credit Enhancement Increase Condition - Cumulative Net Losses do not amount to 1.2% for any Payment Date after Dec 2015	NO
Level 2 Credit Enhancement Increase Condition - Cumulative Net Losses do not amount to 1.8% for any Payment Date	NO

Net losses	Net Loss Amount
Net Salvage Loss registered in current Period	25,890.67 AUD
Cumulative Net Salvage Loss incl. current Period	1,010,288.71 AUD
Cumulative Net Salvage Loss as of the End of the Monthly Period	1,010,288.71 AUD
Discounted Balance as of Pool Cut Date	500,000,075.89 AUD
Cumulative Net Loss as percentage of Discounted Principal Balance at Pool Cut	0.20206%



Transaction Events (III)

Account Bank:

Australia and New Zealand Banking Group Limited

Current Rating *

Minimum required Rating (if no short term Rating available, the higher long term rating is applicable)

or

Fitch			S&P			DBRS		
Long Term	Short Term	Outlook	Long Term	Short Term	Outlook	Long Term	Short Term	Outlook
AA-	F1+	Stable	AA-	A-1+	Stable	AA	R-1H	Stable
A	F1	-	A	A-1	-	A	R1	-
A	F1	-	A+	-	-	A	R1	-

If the Account Bank ceases to have the Account Bank Required Rating it shall, at its own cost,
(i) transfer the accounts to an Eligible Collateral Bank, or
(ii) provide a guarantee from an Eligible Guarantor, or
If none of the measures is taken within a given timespan, the Issuer may enter into new banking arrangements at its own initiative with another Account Bank.

(Please refer to the Prospectus for a complete description of the mechanism)

Required Rating: **Fulfilled**

Swap Counterparty

The Hongkong and Shanghai Banking Corporation Ltd

Current Rating *

Minimum required Rating - Class A and Class B

or

Fitch			S&P			DBRS		
Long Term	Short Term	Outlook	Long Term	Short Term	Outlook	Long Term	Short Term	Outlook
AA-	F1+	Stable	AA-	A-1+	Stable	Not Rated	Not Rated	Not Rated
A	F1	-	A	A-1	-	A	-	-
A	F1	-	>A	-	-	A	-	-

If the Swap Bank falls below the above mentioned Minimum Rating (Level I) it shall provide Eligible Credit Support by means of Cash or certain types of Prime Debt Obligations

If the Swap Bank ceases to have the even lower Rating as an Eligible Swap Counterparty (Level II) it shall, at its own cost,

- (i) transfer all rights and obligations under the Swap Agreement to another Eligible Swap Partner or
- (ii) provide a guarantee from an Eligible Guarantor.

If none of the measures is taken within a given timespan, the Issuer may enter into new arrangements at its own initiative with another Swap Bank.

(Please refer to the Prospectus for a complete description of the mechanism)

Required Rating:

Fulfilled

Servicer

Volkswagen Financial Services Australia Pty Ltd

If the Monthly Remittance Condition is satisfied, VWFS Australia, as the Servicer, is required to pay collections of the Purchased Receivables (including proceeds from the disposition of any Financed Objects) received by it during each Monthly Period into the Distribution Account in a single deposit no later than the Payment Date for that Monthly Period.

If the Monthly Remittance Condition is not met, the Servicer must remit collections received by it in respect of the Purchased Receivables in accordance with the procedure outlined in detail in "ADMINISTRATION OF THE PURCHASED RECEIVABLES UNDER THE SERVICING AGREEMENT - Commingling".

**Monthly
Remittance
Condition:**

Not fulfilled

Information regarding the Notes I

Rating at Issue Date	Class A	Class B
DBRS	AAA (sf)	A (high) (sf)
S&P	AAA(sf)	A+(sf)
Fitch	AAAsf	A+sf

Current Rating	Class A	Class B
DBRS	AAA (sf)	A (high) (sf)
S&P	AAA(sf)	A+(sf)
Fitch	AAAsf	AAsf

Information on Notes	Class A	Class B
Legal maturity date	21/12/2021	21/12/2021
Scheduled Clean Up Call	Jan 2017	Jan 2017
ISIN:	AU0000DAOHA1	AU0000DAOHB9
Common Code:	099515716	099515732
Nominal Amount	100,000.00 AUD	100,000.00 AUD

Information on Interest	Class A	Class B
Spread/ Margin	85 bps	180 bps
Index Rate	1-Month-BBSW	1-Month-BBSW
Fixed/Floating	floating	floating
Current Coupon	1-Month-BBSW + 85	1-Month-BBSW + 180
Day Count Convention	actual/365	actual/365

Information regarding the Notes II

Monthly Period:	10/2015
Payment Date:	23/11/2015
Interest Accrual Period (from/until)	from 21/10/2015 until 23/11/2015
Days accrued	33
Index Rate	1-Month-BBSW
Base Interest Rate:	2.0400%
Day Count Convention	actual/365

Interest Payments	Class A	Class B
Total Interest Amount of the Reporting Period	272,473.83 AUD	51,720.10 AUD
Paid Interest	272,473.83 AUD	51,720.10 AUD

Unpaid Interest	Class A	Class B
Unpaid Interest in the Reporting Period	- AUD	- AUD
Cumulative unpaid Interest	- AUD	- AUD

Note Balance	Class A	Class B
Note Balance as of Poolcut	433,000,000.00 AUD	26,000,000.00 AUD
Note Balance as of the Beginning of the Period	104,281,165.30 AUD	14,897,282.40 AUD
Redemption Amount per Class	6,624,077.30 AUD	946,298.60 AUD
Class Balance as of the End of the Period	97,657,088.00 AUD	13,950,983.80 AUD

Payments to Investors per note	Class A	Class B
Interest Per Note	62.93 AUD	198.92 AUD
Principal Repayment by note	1,529.81 AUD	3,639.61 AUD
Number of Notes	4,330	260
Note Factor	0.225536	0.536576

Overcollateralisation Percentage	Class A	Class B
Initial OC Percentage at Poolcut	13.4000%	8.2000%
Current OC Percentage	30.0000%	20.0000%
Target OC Percentage	30.0000%	20.0000%

Subordinated Loan	
Balance as of the Beginning of the Period	18,527,111.94 AUD
Redemption	1,931,651.28 AUD
Balance as of the End of the Period	16,595,460.66 AUD

Collateral Loan	
Balance as of the Beginning of the Period	13,000,000.00 AUD
Redemption	- AUD
Balance as of the End of the Period	13,000,000.00 AUD

Issuer Subordinated Notes	
Balance as of the Beginning of the Period	304,512.81 AUD
Issue/(Redemption)	- AUD
Balance as of the End of the Period	304,512.81 AUD

Credit Enhancement

Credit Enhancement as of Poolcut Date	% of Aggregate Discounted Balance	Value
Class B Note	5.20%	26,000,000.00 AUD
Subordinated Loan	6.80%	34,000,075.89 AUD
Overcollateralisation via Collateral Loan	1.40%	7,000,000.00 AUD
Cash Collateral Account	1.20%	6,000,000.00 AUD

Cash Collateral Account (CCA)	Value	in % of Outstanding Discounted Loan Balance as of Poolcut Date
Initial Balance at Poolcut	6,000,000.00 AUD	1.20%
Initial Targeted Balance at Poolcut	6,000,000.00 AUD	1.20%
Current Targeted Balance	6,000,000.00 AUD	1.20%
Balance as of the Beginning of the Period	6,000,000.00 AUD	1.20%
Payment from CCA	- AUD	0.00%
Payment to CCA	- AUD	0.00%
Balance as of the End of the Period	6,000,000.00 AUD	1.20%

Calculation of Credit Enhancement

Initially, Driver Australia One's Credit Enhancement consists of the respective Note Issue in comparison to the Discounted Principal Balance as of Poolcut, minus any Senior Debt Issuance. This 'Overcollateralisation' (i.e. Credit Enhancement excluding the Cash Collateral Account) is specific for each Note Series and increases with its seniority.

Subsequently, the 'Overcollateralisation' is calculated (as an Overcollateralisation Percentage) on a monthly basis, all on end of month figures. Considering the seniority of the respective Note Series, redemption is made until a Target Overcollateralisation Percentage has been reached. All remaining funds will be used to perform payments in the more junior positions of the Order of Priority.

The Target OC percentages for each Note Class are determined subject to 3 items:

- They will increase in 2 steps in case the Cumulative Net Loss Ratio exceeds a certain level and Credit Enhancement Increase Condition is met.
- They will increase to 100% if the Aggregate Discounted Principal Balance falls below 10.00% of the Aggregate Discounted Principal Balance at Cut-Off Date (without a Clean-Up Call being exercised).
- A Foreclosure Event causes the transaction to switch into sequential payment mode, in which case the OC Percentages will not determine the maximum redemption amount and may be exceeded.

In addition, there is the 'General Cash Reserve', in the form of a Cash Collateral Account, which is in principle to the benefit of all Tranches over the entire lifetime of the transaction.

Swap Fixing / Waterfall

Amortising Interest Rate Swap	Class A	Class B
Initial Principal	433,000,000.00 AUD	26,000,000.00 AUD
Underlying Principal for Reporting Period	104,281,165.30 AUD	14,897,282.40 AUD
Paying Leg	Fixed Interest Rate	Fixed Interest Rate
Receiving Leg	Floating Interest Rate	Floating Interest Rate
Net Swap Payments - Net Swap Receipts	52,101.30 AUD	7,993.17 AUD

Available Distribution Amount Calculation	Payment to waterfall position	Remaining Amount
1) i) Available Collections Amount from Contracts	10,118,195.05 AUD	10,118,195.05 AUD
1) ii) Available Collections - Interest on Trust Account	32,625.83 AUD	10,150,820.88 AUD
2) Drawings From Cash Collateral Account	- AUD	10,150,820.88 AUD
3) i) Swap Receipts - Class A	- AUD	10,150,820.88 AUD
3) ii) Swap Receipts - Class B	- AUD	10,150,820.88 AUD
4) Damages and Indemnity Payments to Issuer	- AUD	10,150,820.88 AUD
5) Other Reimbursement Amounts	- AUD	10,150,820.88 AUD
Remaining Rounding Amount (M-1)	25.61 AUD	10,150,846.49 AUD

Waterfall	Payment to waterfall position	Remaining Amount
Available Distribution Amount	- AUD	10,150,846.49 AUD
1) Trust Beneficiary \$1	(1.00 AUD)	10,150,845.49 AUD
2) Taxes	- AUD	10,150,845.49 AUD
3) Fees, Costs & Charges - Issuer and Security Trustee	(15,110.36 AUD)	10,135,735.13 AUD
4) Monthly Servicer Fee, Unitholder Costs, Trust and Sub-Trust Manager Fees	(149,896.14 AUD)	9,985,838.99 AUD
5. a) Net Swap Payments - Class A Notes	(52,101.30 AUD)	9,933,737.69 AUD
5. b) Net Swap Payments - Class B Notes	(7,993.17 AUD)	9,925,744.52 AUD
6. a) Interest accrued in prev. month - Class A	(272,473.83 AUD)	9,653,270.69 AUD
6. b) Interest Shortfalls from prior months - Class A	- AUD	9,653,270.69 AUD
7. a) Interest accrued in prev. month - Class B	(51,720.10 AUD)	9,601,550.59 AUD
7. b) Interest Shortfalls from prior months - Class B	- AUD	9,601,550.59 AUD
8) Payment to Cash Collateral Account	- AUD	9,601,550.59 AUD
9) Principal Payment - Class A	(6,624,077.30 AUD)	2,977,473.29 AUD
10) Principal Payment - Class B	(946,298.60 AUD)	2,031,174.69 AUD
Remaining Rounding Amount (Current Period)	(25.21 AUD)	2,031,149.48 AUD
11) Penalties, Costs, Expenses, Damages, Losses or Liabilities	- AUD	2,031,149.48 AUD
12) Other Payment to Swap Counterparties	- AUD	2,031,149.48 AUD
13) Subordinated Loan Accrued and Unpaid Interest	(99,498.20 AUD)	1,931,651.28 AUD
14) Subordinated Loan Principal	(1,931,651.28 AUD)	- AUD
15) Collateral Loan Accrued and Unpaid Interest	- AUD	- AUD
16) Collateral Loan Principal	- AUD	- AUD
17) Issuer Subordinated Notes Repayment to VWFSA	- AUD	- AUD
18) Final Service Fee to VWFSA	- AUD	- AUD

CRD Retention / Retention of Net Economic Interest

Retention Amount at Poolcut

Type of Asset	Number of Contracts	Percentage of Contracts	Outstanding Nominal Balance	Percentage of Nominal Balance
Portfolio sold to SPV	16,499	93.10%	547,808,908.75 AUD	93.00%
Retention of VWFSA	1,223	6.90%	41,231,367.34 AUD	7.00%
Total	17,722	100.00%	589,040,276.09 AUD	100.00%

Retention Amounts	
Minimum Retention	29,452,013.80 AUD 5.00%
Actual Retention	41,231,367.34 AUD 7.00%

Retention Amount End of Reporting Period

Type of Asset	Number of Contracts	Percentage of Contracts	Outstanding Nominal Balance	Percentage of Nominal Balance
Portfolio sold to SPV	7,543	93.17%	147,924,744.93 AUD	93.11%
Retention of VWFSA	553	6.83%	10,952,628.96 AUD	6.89%
Total	8,096	100.00%	158,877,373.89 AUD	100.00%

Retention Amounts	
Minimum Retention	7,785,512.89 AUD 5.00%
Actual Retention	10,952,628.96 AUD 6.89%

In its capacity as originator and original lender, VWFSA complies with the retention requirements of a material net economic interest in accordance with § 122a CRD.

By adhering to option c) of the direction, VWFSA will keep the exposures designated for retention on its balance sheet on an ongoing basis.

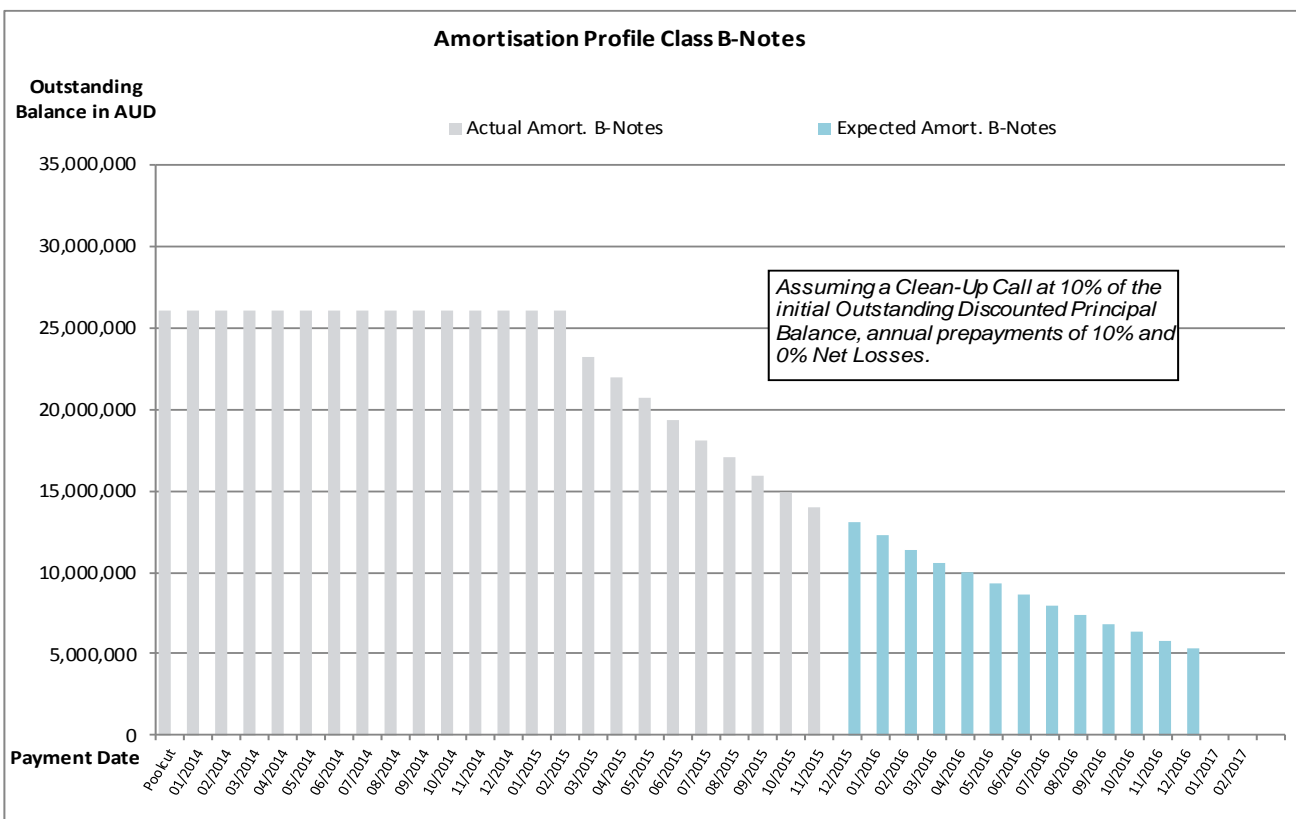
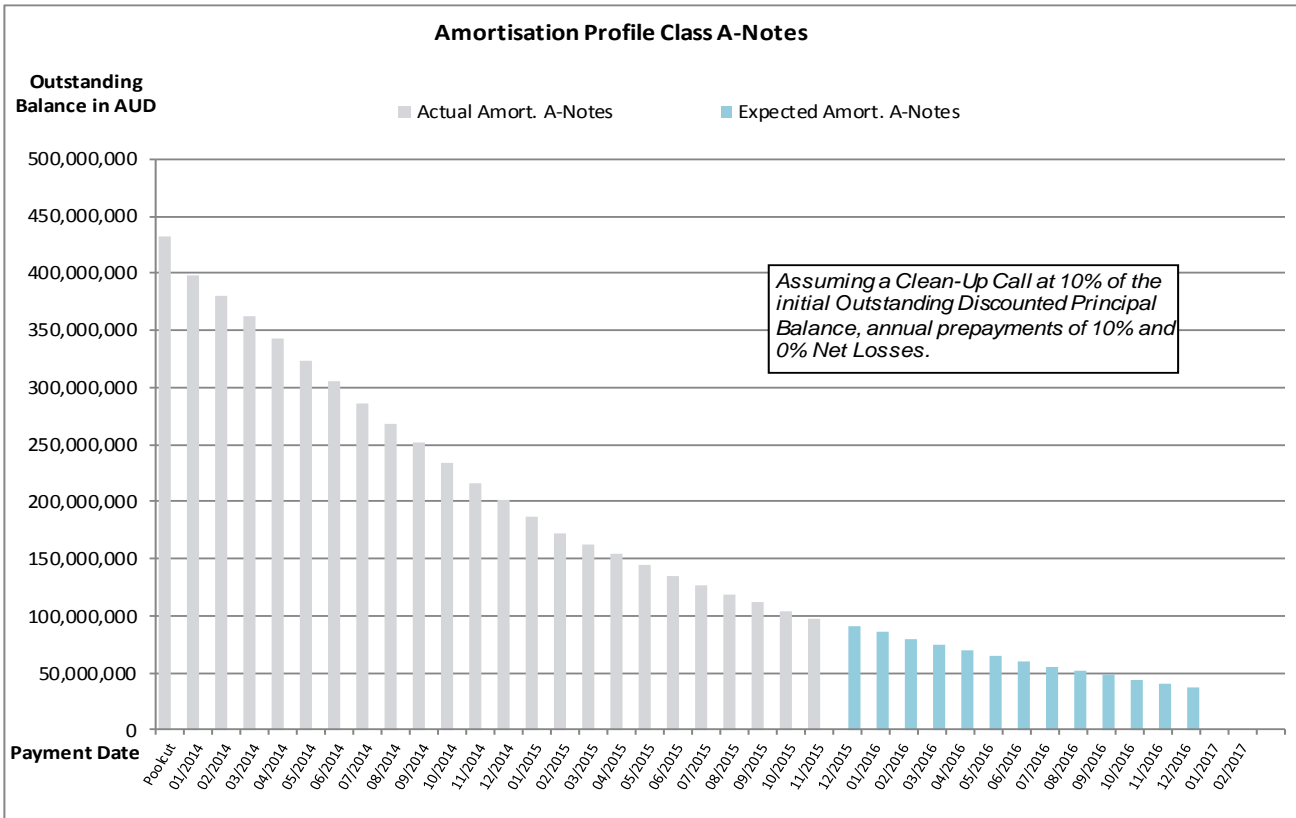
The latest end of month level of retention will be published on a monthly basis within the Investor Report.

Amortisation Profile I

Note Class	Class A		Class B	
	At Closing: 1.31 yrs	At Closing: 1.31 yrs	At Closing: 2.28 yrs	At Closing: 2.28 yrs
WAL	Actual Note Balance	Forecasted Note Balance	Actual Note Balance	Forecasted Note Balance
Payment Date	Actual Note Balance	Forecasted Note Balance	Actual Note Balance	Forecasted Note Balance
Poolcut	433,000,000.00 AUD	- AUD	26,000,000.00 AUD	- AUD
01/2014	397,736,090.30 AUD	- AUD	26,000,000.00 AUD	- AUD
02/2014	380,246,960.50 AUD	- AUD	26,000,000.00 AUD	- AUD
03/2014	361,652,165.20 AUD	- AUD	26,000,000.00 AUD	- AUD
04/2014	342,480,613.90 AUD	- AUD	26,000,000.00 AUD	- AUD
05/2014	323,990,821.10 AUD	- AUD	26,000,000.00 AUD	- AUD
06/2014	305,358,571.30 AUD	- AUD	26,000,000.00 AUD	- AUD
07/2014	285,891,843.90 AUD	- AUD	26,000,000.00 AUD	- AUD
08/2014	267,389,364.20 AUD	- AUD	26,000,000.00 AUD	- AUD
09/2014	251,132,422.50 AUD	- AUD	26,000,000.00 AUD	- AUD
10/2014	233,920,759.10 AUD	- AUD	26,000,000.00 AUD	- AUD
11/2014	216,546,893.90 AUD	- AUD	26,000,000.00 AUD	- AUD
12/2014	201,678,150.20 AUD	- AUD	26,000,000.00 AUD	- AUD
01/2015	186,188,614.40 AUD	- AUD	26,000,000.00 AUD	- AUD
02/2015	172,089,571.50 AUD	- AUD	26,000,000.00 AUD	- AUD
03/2015	162,720,014.40 AUD	- AUD	23,245,708.20 AUD	- AUD
04/2015	153,448,575.10 AUD	- AUD	21,921,203.20 AUD	- AUD
05/2015	144,970,002.10 AUD	- AUD	20,709,959.40 AUD	- AUD
06/2015	135,421,009.80 AUD	- AUD	19,345,827.80 AUD	- AUD
07/2015	126,743,689.80 AUD	- AUD	18,106,210.20 AUD	- AUD
08/2015	119,047,764.30 AUD	- AUD	17,006,795.00 AUD	- AUD
09/2015	111,590,205.30 AUD	- AUD	15,941,439.80 AUD	- AUD
10/2015	104,281,165.30 AUD	- AUD	14,897,282.40 AUD	- AUD
11/2015	97,657,088.00 AUD	- AUD	13,950,983.80 AUD	- AUD
12/2015	-	91,166,230.85 AUD	-	13,023,747.26 AUD
01/2016	-	85,792,460.15 AUD	-	12,256,065.74 AUD
02/2016	-	79,517,249.39 AUD	-	11,359,607.06 AUD
03/2016	-	74,314,197.38 AUD	-	10,616,313.91 AUD
04/2016	-	69,728,572.77 AUD	-	9,961,224.69 AUD
05/2016	-	65,517,965.87 AUD	-	9,359,709.41 AUD
06/2016	-	60,683,038.04 AUD	-	8,669,005.43 AUD
07/2016	-	55,710,676.59 AUD	-	7,958,668.09 AUD
08/2016	-	51,676,661.32 AUD	-	7,382,380.19 AUD
09/2016	-	47,914,159.19 AUD	-	6,844,879.89 AUD
10/2016	-	44,346,904.98 AUD	-	6,335,272.14 AUD
11/2016	-	40,746,423.43 AUD	-	5,820,917.63 AUD
12/2016	-	37,270,353.67 AUD	-	5,324,336.24 AUD
01/2017	-	- AUD	-	- AUD
02/2017	-	- AUD	-	- AUD

*Based on the following assumptions: CPR of 10%, Net Losses of 0% and Clean Up Call at 10% of the original outstanding portfolio

Amortisation Profile II

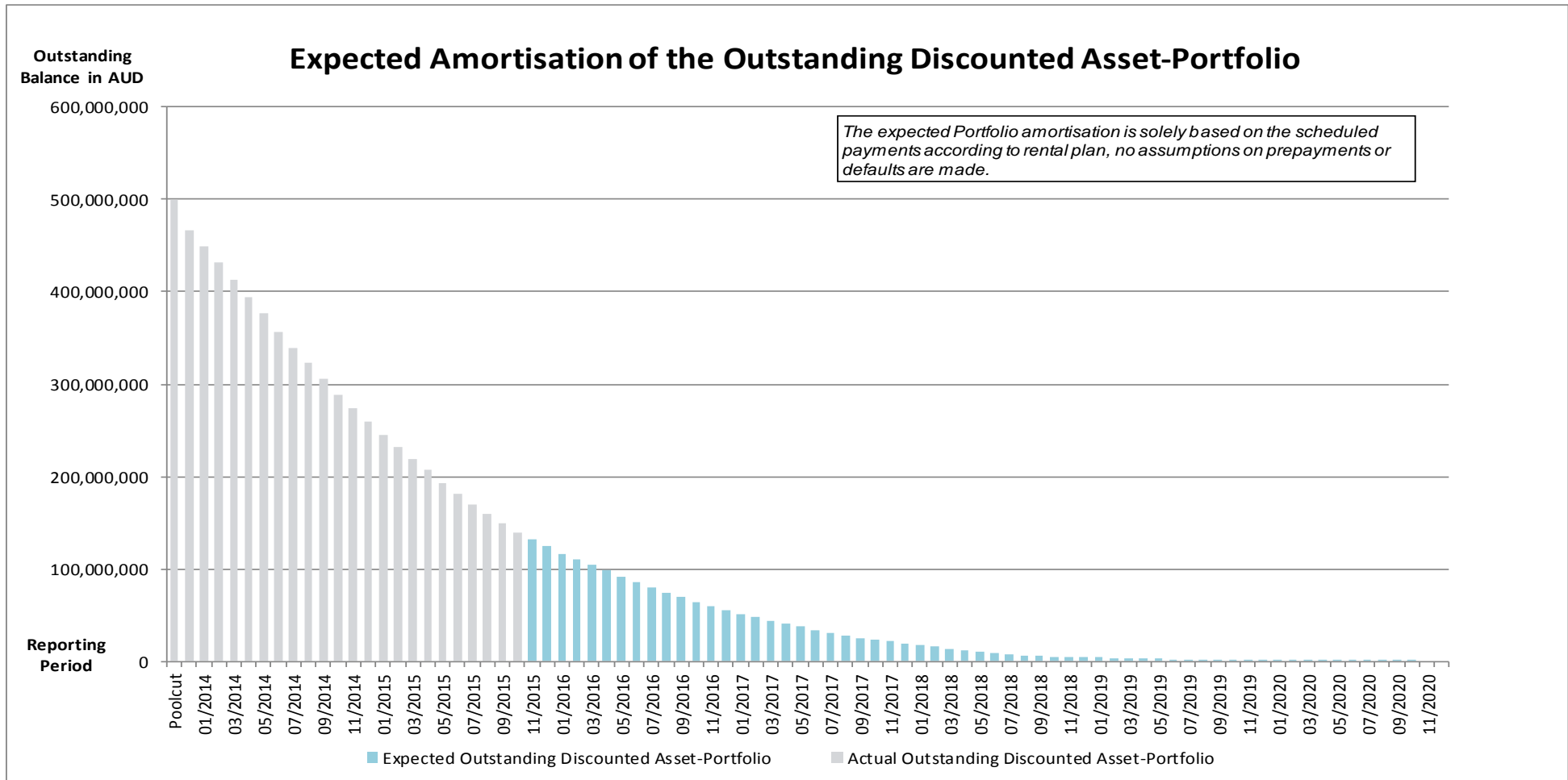


Run Out Schedule I

End of Collection Period	Interest	Principal	Nominal Instalments
arrears	23,990.77 AUD	847,128.81 AUD	871,119.58 AUD
11/2015	580,680.12 AUD	7,276,963.00 AUD	7,857,643.12 AUD
12/2015	557,865.71 AUD	6,654,157.60 AUD	7,212,023.31 AUD
01/2016	534,805.58 AUD	8,103,879.72 AUD	8,638,685.30 AUD
02/2016	501,044.35 AUD	6,670,108.34 AUD	7,171,152.69 AUD
03/2016	473,073.52 AUD	5,875,198.42 AUD	6,348,271.94 AUD
04/2016	448,241.76 AUD	5,422,653.93 AUD	5,870,895.69 AUD
05/2016	425,574.41 AUD	6,474,812.13 AUD	6,900,386.54 AUD
06/2016	397,808.28 AUD	6,807,303.87 AUD	7,205,112.15 AUD
07/2016	368,698.79 AUD	5,483,817.66 AUD	5,852,516.45 AUD
08/2016	344,971.03 AUD	5,163,706.38 AUD	5,508,677.41 AUD
09/2016	322,674.47 AUD	4,953,785.91 AUD	5,276,460.38 AUD
10/2016	301,480.35 AUD	5,099,711.36 AUD	5,401,191.71 AUD
11/2016	279,654.44 AUD	4,995,862.97 AUD	5,275,517.41 AUD
12/2016	257,953.26 AUD	4,137,570.66 AUD	4,395,523.92 AUD
01/2017	240,137.13 AUD	4,361,095.90 AUD	4,601,233.03 AUD
02/2017	221,140.24 AUD	3,678,890.72 AUD	3,900,030.96 AUD
03/2017	205,177.95 AUD	3,780,615.10 AUD	3,985,793.05 AUD
04/2017	188,960.42 AUD	2,691,220.32 AUD	2,880,180.74 AUD
05/2017	177,323.14 AUD	3,286,997.18 AUD	3,464,320.32 AUD
06/2017	163,115.60 AUD	3,884,708.98 AUD	4,047,824.58 AUD
07/2017	146,332.54 AUD	3,210,759.86 AUD	3,357,092.40 AUD
08/2017	132,505.32 AUD	3,039,476.69 AUD	3,171,982.01 AUD
09/2017	119,293.71 AUD	2,178,959.70 AUD	2,298,253.41 AUD
10/2017	109,938.58 AUD	2,184,163.75 AUD	2,294,102.33 AUD
11/2017	100,614.80 AUD	1,923,067.91 AUD	2,023,682.71 AUD
12/2017	92,452.55 AUD	1,812,194.76 AUD	1,904,647.31 AUD
01/2018	84,611.36 AUD	1,944,355.89 AUD	2,028,967.25 AUD
02/2018	76,141.57 AUD	1,692,278.73 AUD	1,768,420.30 AUD
03/2018	68,862.41 AUD	2,014,618.68 AUD	2,083,481.09 AUD
04/2018	60,101.71 AUD	1,554,966.73 AUD	1,615,068.44 AUD
05/2018	53,366.96 AUD	1,550,813.10 AUD	1,604,180.06 AUD
06/2018	46,624.21 AUD	1,646,550.08 AUD	1,693,174.29 AUD
07/2018	39,451.88 AUD	1,644,187.61 AUD	1,683,639.49 AUD
08/2018	32,324.70 AUD	1,662,668.20 AUD	1,694,992.90 AUD
09/2018	25,135.47 AUD	384,790.60 AUD	409,926.07 AUD
10/2018	23,459.25 AUD	404,649.11 AUD	428,108.36 AUD
11/2018	21,739.73 AUD	365,875.27 AUD	387,615.00 AUD
12/2018	20,146.09 AUD	356,714.60 AUD	376,860.69 AUD
01/2019	18,592.33 AUD	349,535.97 AUD	368,128.30 AUD
02/2019	17,069.65 AUD	339,796.67 AUD	356,866.32 AUD
03/2019	15,589.46 AUD	328,645.76 AUD	344,235.22 AUD
04/2019	14,157.94 AUD	317,757.41 AUD	331,915.35 AUD
05/2019	12,773.80 AUD	308,951.87 AUD	321,725.67 AUD
06/2019	11,427.91 AUD	298,407.49 AUD	309,835.40 AUD
07/2019	10,189.47 AUD	281,383.79 AUD	291,573.26 AUD
08/2019	8,963.81 AUD	269,075.53 AUD	278,039.34 AUD
09/2019	7,820.07 AUD	254,222.75 AUD	262,042.82 AUD
10/2019	6,712.83 AUD	240,233.13 AUD	246,945.96 AUD
11/2019	5,666.24 AUD	220,760.10 AUD	226,426.34 AUD

12/2019	4,704.69 AUD	199,750.30 AUD	204,454.99 AUD
01/2020	3,834.50 AUD	177,641.91 AUD	181,476.41 AUD
02/2020	3,060.80 AUD	157,938.83 AUD	160,999.63 AUD
03/2020	2,372.78 AUD	144,507.10 AUD	146,879.88 AUD
04/2020	1,743.29 AUD	125,089.08 AUD	126,832.37 AUD
05/2020	1,198.33 AUD	110,449.79 AUD	111,648.12 AUD
06/2020	717.27 AUD	77,008.14 AUD	77,725.41 AUD
07/2020	381.82 AUD	49,372.89 AUD	49,754.71 AUD
08/2020	166.74 AUD	33,204.13 AUD	33,370.87 AUD
09/2020	22.11 AUD	2,405.60 AUD	2,427.71 AUD
10/2020	11.64 AUD	1,853.32 AUD	1,864.96 AUD
11/2020	3.56 AUD	817.94 AUD	821.50 AUD
Total	8,414,655.20 AUD	139,510,089.73 AUD	147,924,744.93 AUD

Run Out Schedule II



Outstanding Contracts I - Overview

Total Portfolio as of Poolcut Date			Product Type					
			Hire Purchase		Chattel Mortgage		Consumer Loan	
Contract Status Development	Number of Contracts	Outstanding Discounted Balance	Number of Contracts	Outstanding Discounted Balance	Number of Contracts	Outstanding Discounted Balance	Number of Contracts	Outstanding Discounted Balance
Normal	16,499	500,000,075.89 AUD	2,970	92,130,371.43 AUD	5,094	151,176,375.85 AUD	8,435	256,693,328.61 AUD
In Advance	-	- AUD	-	- AUD	-	- AUD	-	- AUD
In Arrears	-	- AUD	-	- AUD	-	- AUD	-	- AUD
Paid out/Matured	-	- AUD	-	- AUD	-	- AUD	-	- AUD
Early Payout	-	- AUD	-	- AUD	-	- AUD	-	- AUD
Gross Salvage	-	- AUD	-	- AUD	-	- AUD	-	- AUD
Net Salvage	-	- AUD	-	- AUD	-	- AUD	-	- AUD
Total	16,499	500,000,075.89 AUD	2,970	92,130,371.43 AUD	5,094	151,176,375.85 AUD	8,435	256,693,328.61 AUD

Total Portfolio as of Previous Month			Product Type					
			Hire Purchase		Chattel Mortgage		Consumer Loan	
Contract Status Development	Number of Contracts	Outstanding Discounted Balance	Number of Contracts	Outstanding Discounted Balance	Number of Contracts	Outstanding Discounted Balance	Number of Contracts	Outstanding Discounted Balance
Normal	7,332	140,206,566.92 AUD	736	13,906,056.72 AUD	1,721	34,617,681.06 AUD	4,875	91,682,829.14 AUD
In Advance	310	4,859,430.61 AUD	20	346,718.85 AUD	48	694,897.71 AUD	242	3,817,814.05 AUD
In Arrears	186	3,784,527.69 AUD	38	869,215.42 AUD	70	1,254,164.88 AUD	78	1,661,147.39 AUD
Paid out/Matured	2,719	- AUD	702	- AUD	1,121	- AUD	896	- AUD
Early Payout	5,879	- AUD	1,460	- AUD	2,096	- AUD	2,323	- AUD
Gross Salvage	4	122,533.04 AUD	1	62,953.13 AUD	3	59,579.91 AUD	-	- AUD
Net Salvage	69	976,917.12 AUD	13	204,487.80 AUD	35	457,891.69 AUD	21	314,537.63 AUD
Total	16,499	149,949,975.38 AUD	2,970	15,389,431.92 AUD	5,094	37,084,215.25 AUD	8,435	97,476,328.21 AUD

Total Portfolio as of Current Reporting Period			Product Type					
			Hire Purchase		Chattel Mortgage		Consumer Loan	
Contract Status Development	Number of Contracts	Outstanding Discounted Balance	Number of Contracts	Outstanding Discounted Balance	Number of Contracts	Outstanding Discounted Balance	Number of Contracts	Outstanding Discounted Balance
Normal	7,028	130,479,497.84 AUD	691	12,264,808.52 AUD	1,631	31,998,444.75 AUD	4,706	86,216,244.57 AUD
In Advance	322	4,939,612.21 AUD	20	342,199.04 AUD	48	688,482.03 AUD	254	3,908,931.14 AUD
In Arrears	190	3,972,397.22 AUD	33	829,897.82 AUD	70	1,297,621.50 AUD	87	1,844,877.90 AUD
Paid out/Matured	2,836	- AUD	719	- AUD	1,157	- AUD	960	- AUD
Early Payout	6,049	- AUD	1,493	- AUD	2,150	- AUD	2,406	- AUD
Gross Salvage	3	118,582.46 AUD	1	62,953.13 AUD	1	21,349.87 AUD	1	34,279.46 AUD
Net Salvage	71	1,002,807.79 AUD	13	204,487.80 AUD	37	483,782.36 AUD	21	314,537.63 AUD
Total	16,499	140,512,897.52 AUD	2,970	13,704,346.31 AUD	5,094	34,489,680.51 AUD	8,435	92,318,870.70 AUD

Outstanding Contracts I - Overview

Total Portfolio as of Poolcut Date			Balloon				Type of Car			
Contract Status Development	Number of Contracts	Outstanding Discounted Balance	Balloon		No Balloon		New Vehicle		Used Vehicle	
			Number of Contracts	Outstanding Discounted Balance	Number of Contracts	Outstanding Discounted Balance	Number of Contracts	Outstanding Discounted Balance	Number of Contracts	Outstanding Discounted Balance
Normal	16,499	500,000,075.89 AUD	8,184	302,414,678.04 AUD	8,315	197,585,397.85 AUD	13,968	438,595,554.40 AUD	2,531	61,404,521.49 AUD
In Advance	-	- AUD	-	- AUD	-	- AUD	-	- AUD	-	- AUD
In Arrears	-	- AUD	-	- AUD	-	- AUD	-	- AUD	-	- AUD
Paid out/Matured	-	- AUD	-	- AUD	-	- AUD	-	- AUD	-	- AUD
Early Payout	-	- AUD	-	- AUD	-	- AUD	-	- AUD	-	- AUD
Gross Salvage	-	- AUD	-	- AUD	-	- AUD	-	- AUD	-	- AUD
Net Salvage	-	- AUD	-	- AUD	-	- AUD	-	- AUD	-	- AUD
Total	16,499	500,000,075.89 AUD	8,184	302,414,678.04 AUD	8,315	197,585,397.85 AUD	13,968	438,595,554.40 AUD	2,531	61,404,521.49 AUD

Total Portfolio as of Previous Month			Balloon				Type of Car			
Contract Status Development	Number of Contracts	Outstanding Discounted Balance	Balloon		No Balloon		New Vehicle		Used Vehicle	
			Number of Contracts	Outstanding Discounted Balance	Number of Contracts	Outstanding Discounted Balance	Number of Contracts	Outstanding Discounted Balance	Number of Contracts	Outstanding Discounted Balance
Normal	7,332	140,206,566.92 AUD	3,221	83,006,473.88 AUD	4,111	57,200,093.04 AUD	6,332	124,974,592.96 AUD	1,000	15,231,973.96 AUD
In Advance	310	4,859,430.61 AUD	101	2,037,005.12 AUD	209	2,822,425.49 AUD	253	4,122,815.08 AUD	57	736,615.53 AUD
In Arrears	186	3,784,527.69 AUD	118	2,676,418.16 AUD	68	1,108,109.53 AUD	154	3,298,324.31 AUD	32	486,203.38 AUD
Paid out/Matured	2,719	- AUD	1,505	- AUD	1,214	- AUD	2,253	- AUD	466	- AUD
Early Payout	5,879	- AUD	3,197	- AUD	2,682	- AUD	4,924	- AUD	955	- AUD
Gross Salvage	4	122,533.04 AUD	3	104,756.14 AUD	1	17,776.90 AUD	4	122,533.04 AUD	-	- AUD
Net Salvage	69	976,917.12 AUD	39	625,150.27 AUD	30	351,766.85 AUD	48	735,373.92 AUD	21	241,543.20 AUD
Total	16,499	149,949,975.38 AUD	8,184	88,449,803.57 AUD	8,315	61,500,171.81 AUD	13,968	133,253,639.31 AUD	2,531	16,696,336.07 AUD

Total Portfolio as of Current Reporting Period			Balloon				Type of Car			
Contract Status Development	Number of Contracts	Outstanding Discounted Balance	Balloon		No Balloon		New Vehicle		Used Vehicle	
			Number of Contracts	Outstanding Discounted Balance	Number of Contracts	Outstanding Discounted Balance	Number of Contracts	Outstanding Discounted Balance	Number of Contracts	Outstanding Discounted Balance
Normal	7,028	130,479,497.84 AUD	3,064	77,098,324.73 AUD	3,964	53,381,173.11 AUD	6,080	116,310,762.26 AUD	948	14,168,735.58 AUD
In Advance	322	4,939,612.21 AUD	104	2,080,558.08 AUD	218	2,859,054.13 AUD	260	4,154,272.79 AUD	62	785,339.42 AUD
In Arrears	190	3,972,397.22 AUD	121	2,842,257.59 AUD	69	1,130,139.63 AUD	159	3,492,835.68 AUD	31	479,561.54 AUD
Paid out/Matured	2,836	- AUD	1,556	- AUD	1,280	- AUD	2,351	- AUD	485	- AUD
Early Payout	6,049	- AUD	3,296	- AUD	2,753	- AUD	5,065	- AUD	984	- AUD
Gross Salvage	3	118,582.46 AUD	2	84,303.00 AUD	1	34,279.46 AUD	3	118,582.46 AUD	-	- AUD
Net Salvage	71	1,002,807.79 AUD	41	651,040.94 AUD	30	351,766.85 AUD	50	761,264.59 AUD	21	241,543.20 AUD
Total	16,499	140,512,897.52 AUD	8,184	82,756,484.34 AUD	8,315	57,756,413.18 AUD	13,968	124,837,717.78 AUD	2,531	15,675,179.74 AUD

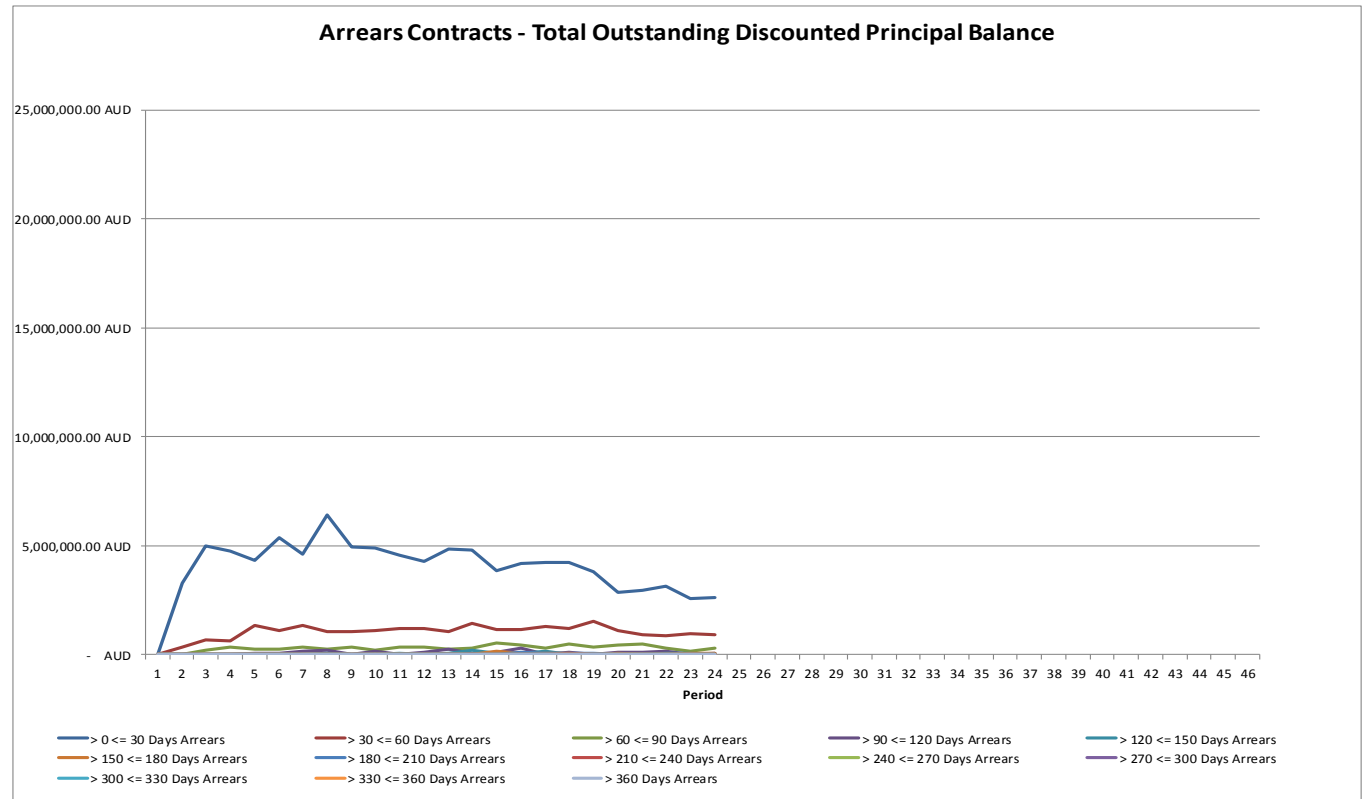
Outstanding Contracts II - Collections

Collections This Reporting Month by Status	Change in Contract Statuses From Last Month	Number of Contracts This Month	Collections
Normal	(304)	7,028	5,687,474.62 AUD
In Advance	12	322	404,125.51 AUD
In Arrears	4	190	149,290.54 AUD
Paid out/Matured	117	2,836	768,729.19 AUD
Early Payout	170	6,049	3,087,144.93 AUD
Gross Salvage	(1)	3	- AUD
Net Salvage	2	71	21,430.26 AUD
Total	-	16,499	10,118,195.05 AUD

Development of Pool within Reporting Period	Number of Active Contracts	Total Number of Contracts	Collection Variations	Outstanding Nominal Balance
Beginning of Period	7,832	16,499		158,159,618.74 AUD
Scheduled Collections For Contracts Active This Period			7,479,416.23 AUD	7,479,416.23 AUD
Collections Variations From Normal Contracts This Period			74,959.79 AUD	
Collection Variations From Contracts Paying Out Early This Period			2,316,498.28 AUD	
Collection Variations From Contracts Paying Out/Maturing This Period			331,324.84 AUD	
Collection Variations from Contracts in Advance This Period			356,992.86 AUD	
Collection Variations from Contract In Arrears This Period			(533,530.36 AUD)	
Collection Variations from Contracts Going Into Gross Salvage This Period			(2,886.52 AUD)	
Collection Variations from Contracts Going Into Net Salvage This Period			18,975.02 AUD	
Other Variations From Scheduled Collections This Period			- AUD	
<i>Instalment Collection Variations</i>			2,562,333.91 AUD	2,562,333.91 AUD
Contract Fees Collected This Period			34,921.58 AUD	
Interest Compensation Collections This Period			41,523.33 AUD	
<i>Non Instalment Collection Variations</i>			76,444.91 AUD	
Actual Collections For Contracts Active This Period			10,118,195.05 AUD	
Number of Contracts Paid Out Early This Month	170			
Number of Contracts Paid Out/Matured This Month	117			
Number of Contracts Into Net Salvage This Month	2			
Repurchased Contracts	-	-		
Less Recoveries After Net Salvage				(2,110.49) AUD
Reduced Nominal Balance Due to Unpaid Rental At Net Salvage				26,410.43 AUD
Reduced Nominal Balance Due to Unpaid Rental At Early Payout				164,393.43 AUD
Reduced Nominal Balance Due to Other				4,430.30 AUD
End of Period	7,543	16,499		147,924,744.93 AUD

Arrears Contracts

Total Portfolio					Product Type					
Days in Arrears	Number of Contracts	Number of Contracts (%)	Outstanding Discounted Balance	Outstanding Discounted Balance (%)	Hire Purchase		Chattel Mortgage		Consumer Loan	
					Number of Contracts	Outstanding Discounted Balance	Number of Contracts	Outstanding Discounted Balance	Number of Contracts	Outstanding Discounted Balance
> 0 <= 30	131	1.74%	2,646,875.19 AUD	1.90%	22	528,563.88 AUD	50	895,914.46 AUD	59	1,222,396.85 AUD
> 30 <= 60	40	0.53%	936,422.86 AUD	0.67%	10	271,847.73 AUD	12	270,812.47 AUD	18	393,762.66 AUD
> 60 <= 90	14	0.19%	296,148.92 AUD	0.21%	1	29,486.21 AUD	6	102,072.17 AUD	7	164,590.54 AUD
> 90 <= 120	3	0.04%	51,097.78 AUD	0.04%	-	- AUD	2	28,822.40 AUD	1	22,275.38 AUD
> 120 <= 150	2	0.03%	38,914.90 AUD	0.03%	-	- AUD	1	21,349.87 AUD	1	17,565.03 AUD
> 150 <= 180	1	0.01%	62,953.13 AUD	0.05%	1	62,953.13 AUD	-	- AUD	-	- AUD
> 180 <= 210	1	0.01%	34,279.46 AUD	0.02%	-	- AUD	-	- AUD	1	34,279.46 AUD
> 210 <= 240	-	0.00%	- AUD	0.00%	-	- AUD	-	- AUD	-	- AUD
> 240 <= 270	-	0.00%	- AUD	0.00%	-	- AUD	-	- AUD	-	- AUD
> 270 <= 300	1	0.01%	24,287.44 AUD	0.02%	-	- AUD	-	- AUD	1	24,287.44 AUD
> 300 <= 330	-	0.00%	- AUD	0.00%	-	- AUD	-	- AUD	-	- AUD
> 330 <= 360	-	0.00%	- AUD	0.00%	-	- AUD	-	- AUD	-	- AUD
> 360	-	0.00%	- AUD	0.00%	-	- AUD	-	- AUD	-	- AUD
Total	193	2.5587%	4,090,979.68 AUD	2.93%	34	892,850.95 AUD	71	1,318,971.37 AUD	88	1,879,157.36 AUD



Arrears Contracts

Total Portfolio					Balloon				Vehicle Status			
Days in Arrears	Number of Contracts	Number of Contracts (%)	Outstanding Discounted Balance	Outstanding Discounted Balance (%)	Balloon		No Balloon		New		Used	
					Number of Contracts	Outstanding Discounted Balance	Number of Contracts	Outstanding Discounted Balance	Number of Contracts	Outstanding Discounted Balance	Number of Contracts	Outstanding Discounted Balance
> 0 <= 30	131	1.74%	2,646,875.19 AUD	1.90%	82	1,895,483.62 AUD	49	751,391.57 AUD	112	2,385,343.22 AUD	19	261,531.97 AUD
> 30 <= 60	40	0.53%	936,422.86 AUD	0.67%	27	658,534.88 AUD	13	277,887.98 AUD	32	761,090.48 AUD	8	175,332.38 AUD
> 60 <= 90	14	0.19%	296,148.92 AUD	0.21%	8	212,853.87 AUD	6	83,295.05 AUD	12	293,536.39 AUD	2	2,612.53 AUD
> 90 <= 120	3	0.04%	51,097.78 AUD	0.04%	3	51,097.78 AUD	-	- AUD	1	11,013.12 AUD	2	40,084.66 AUD
> 120 <= 150	2	0.03%	38,914.90 AUD	0.03%	1	21,349.87 AUD	1	17,565.03 AUD	2	38,914.90 AUD	-	- AUD
> 150 <= 180	1	0.01%	62,953.13 AUD	0.05%	1	62,953.13 AUD	-	- AUD	1	62,953.13 AUD	-	- AUD
> 180 <= 210	1	0.01%	34,279.46 AUD	0.02%	-	- AUD	1	34,279.46 AUD	1	34,279.46 AUD	-	- AUD
> 210 <= 240	-	0.00%	- AUD	0.00%	-	- AUD	-	- AUD	-	- AUD	-	- AUD
> 240 <= 270	-	0.00%	- AUD	0.00%	-	- AUD	-	- AUD	-	- AUD	-	- AUD
> 270 <= 300	1	0.01%	24,287.44 AUD	0.02%	1	24,287.44 AUD	-	- AUD	1	24,287.44 AUD	-	- AUD
> 300 <= 330	-	0.00%	- AUD	0.00%	-	- AUD	-	- AUD	-	- AUD	-	- AUD
> 330 <= 360	-	0.00%	- AUD	0.00%	-	- AUD	-	- AUD	-	- AUD	-	- AUD
> 360	-	0.00%	- AUD	0.00%	-	- AUD	-	- AUD	-	- AUD	-	- AUD
Total	193	2.5587%	4,090,979.68 AUD	2.93%	123	2,926,560.59 AUD	70	1,164,419.09 AUD	162	3,611,418.14 AUD	31	479,561.54 AUD

Net Salvage Loss

Net Salvage Loss This Period			
Product Type	Type of Car	Number of Contracts	Net Salvage Loss
Hire Purchase	New	-	- AUD
	Used	-	- AUD
Total Hire Purchase		-	- AUD
Chattel Mortgage	New	2	25,890.67 AUD
	Used	-	- AUD
Total Chattel Mortgage		2	25,890.67 AUD
Consumer Loan	New	-	- AUD
	Used	-	- AUD
Total Consumer Loan		-	- AUD
Total		2	25,890.67 AUD

Cumulative Net Salvage Loss as of the End of the Monthly Period	1,010,288.71 AUD
Outstanding Discounted Principal Balance at Poolcut	500,000,075.89 AUD
Cumulative Net Loss Ratio	0.20206%

Monthly Period	Per Period		Cumulative Net Salvage Loss	
	Number of Contracts	Net Salvage Loss	Number of Contracts	Net Salvage Loss
11/2013	-	- AUD	-	- AUD
12/2013	-	- AUD	-	- AUD
01/2014	2	26,704.78 AUD	2	26,704.78 AUD
02/2014	2	24,480.82 AUD	4	51,185.60 AUD
03/2014	-	- AUD	4	51,185.60 AUD
04/2014	1	31,527.23 AUD	5	82,712.83 AUD
05/2014	-	- AUD	5	82,712.83 AUD
06/2014	4	34,592.27 AUD	9	117,305.10 AUD
07/2014	7	158,398.34 AUD	16	275,703.44 AUD
08/2014	4	47,393.53 AUD	20	323,096.97 AUD
09/2014	3	65,097.10 AUD	23	388,194.07 AUD
10/2014	3	41,533.07 AUD	26	429,727.14 AUD
11/2014	2	15,613.93 AUD	28	445,341.07 AUD
12/2014	3	55,117.31 AUD	31	500,458.38 AUD
01/2015	4	37,710.46 AUD	35	538,168.84 AUD
02/2015	1	2,284.56 AUD	36	540,453.40 AUD
03/2015	9	133,879.12 AUD	45	674,332.52 AUD
04/2015	2	6,545.63 AUD	47	680,878.15 AUD
05/2015	8	156,826.49 AUD	55	837,704.64 AUD
06/2015	3	45,348.61 AUD	58	883,053.25 AUD
07/2015	5	60,536.87 AUD	63	943,590.12 AUD
08/2015	3	11,817.70 AUD	66	955,407.82 AUD
09/2015	3	28,990.22 AUD	69	984,398.04 AUD
10/2015	2	25,890.67 AUD	71	1,010,288.71 AUD
11/2015	-	- AUD	-	- AUD
12/2015	-	- AUD	-	- AUD
01/2016	-	- AUD	-	- AUD
02/2016	-	- AUD	-	- AUD
03/2016	-	- AUD	-	- AUD
04/2016	-	- AUD	-	- AUD
05/2016	-	- AUD	-	- AUD
06/2016	-	- AUD	-	- AUD
07/2016	-	- AUD	-	- AUD
08/2016	-	- AUD	-	- AUD
09/2016	-	- AUD	-	- AUD
10/2016	-	- AUD	-	- AUD
11/2016	-	- AUD	-	- AUD
12/2016	-	- AUD	-	- AUD
01/2017	-	- AUD	-	- AUD
02/2017	-	- AUD	-	- AUD
Total	71	1,010,288.71 AUD		

Net Salvage After Recoveries

Net Salvaged Contracts						
Product Type	Vehicle Status	Number of Contracts	Gross Salvage Loss	Net Salvage Loss	Recoveries After Net Salvage	Net Salvage Loss After Recoveries
Hire Purchase	New	8	331,067.14 AUD	163,465.71 AUD	1,075.13 AUD	162,390.58 AUD
	Used	5	72,995.95 AUD	41,030.01 AUD	90.91 AUD	40,939.10 AUD
Total Hire Purchase		13	404,063.09 AUD	204,495.72 AUD	1,166.04 AUD	203,329.68 AUD
Chattel Mortgage	New	30	729,307.42 AUD	463,616.08 AUD	44,775.34 AUD	418,840.74 AUD
	Used	7	58,457.76 AUD	24,407.67 AUD	947.06 AUD	23,460.61 AUD
Total Chattel Mortgage		37	787,765.18 AUD	488,023.75 AUD	45,722.40 AUD	442,301.35 AUD
Consumer Loan	New	12	269,373.01 AUD	139,458.64 AUD	(443.85) AUD	139,902.49 AUD
	Used	9	263,323.17 AUD	178,310.60 AUD	48,514.32 AUD	129,796.28 AUD
Total Consumer Loan		21	532,696.18 AUD	317,769.24 AUD	48,070.47 AUD	269,698.77 AUD
Total		71	1,724,524.45 AUD	1,010,288.71 AUD	94,958.91 AUD	915,329.80 AUD

Pool Data I

Down Payments

Total Portfolio						Product Type					
Down Payment	Number of Contracts	Percentage of Contracts	Outstanding Discounted Balance	Percentage of Balance	Down Payment/ Purchase Price in %	Hire Purchase		Chattel Mortgage		Consumer Loan	
						Number of Contracts	Outstanding Discounted Balance	Number of Contracts	Outstanding Discounted Balance	Number of Contracts	Outstanding Discounted Balance
No Down Payment	2,197	29.13%	46,459,206.20 AUD	33.30%	0.00%	267	5,415,632.49 AUD	617	12,864,919.67 AUD	1,313	28,178,654.04 AUD
0.01 - 10,000.00	3,909	51.82%	67,757,728.52 AUD	48.57%	9.83%	317	5,369,513.08 AUD	796	14,304,121.51 AUD	2,796	48,084,093.93 AUD
10,000.01 - 20,000.00	979	12.98%	16,182,512.25 AUD	11.60%	29.90%	103	1,780,435.28 AUD	225	4,436,234.61 AUD	651	9,965,842.36 AUD
20,000.01 - 30,000.00	284	3.77%	5,277,214.56 AUD	3.78%	40.49%	31	522,254.23 AUD	64	1,100,860.16 AUD	189	3,654,100.17 AUD
30,000.01 - 40,000.00	106	1.41%	1,740,562.13 AUD	1.25%	49.62%	16	190,065.34 AUD	25	552,893.12 AUD	65	997,603.67 AUD
40,000.01 - 50,000.00	34	0.45%	773,403.86 AUD	0.55%	49.60%	8	154,915.31 AUD	12	206,280.28 AUD	14	412,208.27 AUD
50,000.01 - 60,000.00	20	0.27%	439,485.75 AUD	0.32%	60.34%	2	14,677.00 AUD	6	197,612.05 AUD	12	227,196.70 AUD
60,000.01 - 70,000.00	2	0.03%	18,476.85 AUD	0.01%	74.35%	-	- AUD	-	- AUD	2	18,476.85 AUD
70,000.01 - 80,000.00	5	0.07%	146,457.45 AUD	0.10%	63.75%	-	- AUD	4	143,338.87 AUD	1	3,118.58 AUD
80,000.01 - 90,000.00	2	0.03%	75,263.21 AUD	0.05%	58.02%	-	- AUD	-	- AUD	2	75,263.21 AUD
90,000.01 - 100,000.00	1	0.01%	71,308.84 AUD	0.05%	60.15%	-	- AUD	-	- AUD	1	71,308.84 AUD
100,000.01 - 110,000.00	2	0.03%	252,003.66 AUD	0.18%	48.91%	1	52,365.78 AUD	1	199,637.88 AUD	-	- AUD
110,000.01 - 120,000.00	2	0.03%	316,466.45 AUD	0.23%	36.33%	-	- AUD	-	- AUD	2	316,466.45 AUD
120,000.01 - 130,000.00	-	0.00%	- AUD	0.00%	0.00%	-	- AUD	-	- AUD	-	- AUD
130,000.01 - 140,000.00	-	0.00%	- AUD	0.00%	0.00%	-	- AUD	-	- AUD	-	- AUD
140,000.01 - 150,000.00	-	0.00%	- AUD	0.00%	0.00%	-	- AUD	-	- AUD	-	- AUD
> 150,000.00	-	0.00%	- AUD	0.00%	0.00%	-	- AUD	-	- AUD	-	- AUD
Total	7,543	100.00%	139,510,089.73 AUD	100.00%	24.59%	745	13,499,858.51 AUD	1,750	34,005,898.15 AUD	5,048	92,004,333.07 AUD

Statistics Down Payments	
Minimum Down Payment	- AUD
Maximum Down Payment	115,000.00 AUD
Weighted Average Down Payment (Customers that made a Down Payment)	8,914.90 AUD
Weighted Average Down Payment	5,946.09 AUD

Type of Payment

Total Portfolio				
Type of Payment	Number of Contracts	Percentage of Contracts	Outstanding Discounted Balance	Percentage of Balance
Direct Debit	7,399	98.09%	137,257,195.20 AUD	98.39%
Other	144	1.91%	2,252,894.53 AUD	1.61%
Total	7,543	100.00%	139,510,089.73 AUD	100.00%

Product Type					
Hire Purchase		Chattel Mortgage		Consumer Loan	
Number of Contracts	Outstanding Discounted Balance	Number of Contracts	Outstanding Discounted Balance	Number of Contracts	Outstanding Discounted Balance
719	13,007,879	1,697	33,112,013	4,983	91,137,303
26	491,980	53	893,885	65	867,030
745	13,499,858.51 AUD	1,750	34,005,898.15 AUD	5,048	92,004,333.07 AUD

Pool Data I

Down Payments

Total Portfolio						Balloon				Vehicle Status			
Down Payment	Number of Contracts	Percentage of Contracts	Outstanding Discounted Balance	Percentage of Balance	Down Payment/ Purchase Price in %	Balloon		No Balloon		New		Used	
						Number of Contracts	Outstanding Discounted Balance	Number of Contracts	Outstanding Discounted Balance	Number of Contracts	Outstanding Discounted Balance	Number of Contracts	Outstanding Discounted Balance
No Down Payment	2,197	29.13%	46,459,206.20 AUD	33.30%	0.00%	1,196	31,080,705.48 AUD	1,001	15,378,500.72 AUD	1,881	41,160,669.09 AUD	316	5,298,537.11 AUD
0.01 - 10,000.00	3,909	51.82%	67,757,728.52 AUD	48.57%	9.83%	1,541	35,410,398.99 AUD	2,368	32,347,329.53 AUD	3,330	59,817,818.06 AUD	579	7,939,910.46 AUD
10,000.01 - 20,000.00	979	12.98%	16,182,512.25 AUD	11.60%	29.90%	380	9,750,136.12 AUD	599	6,432,376.13 AUD	866	14,775,893.41 AUD	113	1,406,618.84 AUD
20,000.01 - 30,000.00	284	3.77%	5,277,214.56 AUD	3.78%	40.49%	103	3,114,486.99 AUD	181	2,162,727.57 AUD	261	4,849,861.07 AUD	23	427,353.49 AUD
30,000.01 - 40,000.00	106	1.41%	1,740,562.13 AUD	1.25%	49.62%	41	1,121,424.94 AUD	65	619,137.19 AUD	101	1,688,249.10 AUD	5	52,313.03 AUD
40,000.01 - 50,000.00	34	0.45%	773,403.86 AUD	0.55%	49.60%	15	570,247.14 AUD	19	203,156.72 AUD	32	742,641.51 AUD	2	30,762.35 AUD
50,000.01 - 60,000.00	20	0.27%	439,485.75 AUD	0.32%	60.34%	6	264,284.65 AUD	14	175,201.10 AUD	18	430,734.70 AUD	2	8,751.05 AUD
60,000.01 - 70,000.00	2	0.03%	18,476.85 AUD	0.01%	74.35%	-	- AUD	2	18,476.85 AUD	2	18,476.85 AUD	-	- AUD
70,000.01 - 80,000.00	5	0.07%	146,457.45 AUD	0.10%	63.75%	4	143,338.87 AUD	1	3,118.58 AUD	5	146,457.45 AUD	-	- AUD
80,000.01 - 90,000.00	2	0.03%	75,263.21 AUD	0.05%	58.02%	1	57,717.51 AUD	1	17,545.70 AUD	2	75,263.21 AUD	-	- AUD
90,000.01 - 100,000.00	1	0.01%	71,308.84 AUD	0.05%	60.15%	1	71,308.84 AUD	-	- AUD	1	71,308.84 AUD	-	- AUD
100,000.01 - 110,000.00	2	0.03%	252,003.66 AUD	0.18%	48.91%	2	252,003.66 AUD	-	- AUD	2	252,003.66 AUD	-	- AUD
110,000.01 - 120,000.00	2	0.03%	316,466.45 AUD	0.23%	36.33%	1	269,390.21 AUD	1	47,076.24 AUD	1	47,076.24 AUD	1	269,390.21 AUD
120,000.01 - 130,000.00	-	0.00%	- AUD	0.00%	0.00%	-	- AUD	-	- AUD	-	- AUD	-	- AUD
130,000.01 - 140,000.00	-	0.00%	- AUD	0.00%	0.00%	-	- AUD	-	- AUD	-	- AUD	-	- AUD
140,000.01 - 150,000.00	-	0.00%	- AUD	0.00%	0.00%	-	- AUD	-	- AUD	-	- AUD	-	- AUD
> 150,000.00	-	0.00%	- AUD	0.00%	0.00%	-	- AUD	-	- AUD	-	- AUD	-	- AUD
Total	7,543	100.00%	139,510,089.73 AUD	100.00%	24.59%	3,291	82,105,443.40 AUD	4,252	57,404,646.33 AUD	6,502	124,076,453.19 AUD	1,041	15,433,636.54 AUD

Statistics Down Payments	
Minimum Down Payment	- AUD
Maximum Down Payment	115,000.00 AUD
Weighted Average Down Payment (Customers that made a Down Payment)	8,914.90 AUD
Weighted Average Down Payment	5,946.09 AUD

Type of Payment

Total Portfolio				
Type of Payment	Number of Contracts	Percentage of Contracts	Outstanding Discounted Balance	Percentage of Balance
Direct Debit	7,399	98.09%	137,257,195.20 AUD	98.39%
Other	144	1.91%	2,252,894.53 AUD	1.61%
Total	7,543	100.00%	139,510,089.73 AUD	100.00%

Balloon				Vehicle Status			
Balloon		No Balloon		New		Used	
Number of Contracts	Outstanding Discounted Balance	Number of Contracts	Outstanding Discounted Balance	Number of Contracts	Outstanding Discounted Balance	Number of Contracts	Outstanding Discounted Balance
3,222	80,559,997	4,177	56,697,199	6,378	121,960,806	1,021	15,296,389
69	1,545,447	75	707,448	124	2,115,647	20	137,247
3,291	82,105,443.40 AUD	4,252	57,404,646.33 AUD	6,502	124,076,453.19 AUD	1,041	15,433,636.54 AUD

Pool Data II

Distribution of Contracts and Vehicles per Borrower

Number of Contracts Per Borrower	Number of Customers	Percentage of Customers	Number of Contracts	Percentage of Contracts	Outstanding Discounted Principal Balance	Percentage of Balance
1	8,257	98.79%	7,416	98.20%	151,037,121.27 AUD	97.82%
2	93	1.11%	121	1.60%	3,008,316.18 AUD	1.95%
3	5	0.06%	10	0.13%	256,195.37 AUD	0.17%
4	2	0.02%	4	0.05%	98,634.19 AUD	0.06%
5	1	0.01%	1	0.01%	- AUD	0.00%
Total	8,358	100.00%	7,552	100.00%	154,400,267.01 AUD	100.00%

Top 20 Borrower

Ranking	Outstanding Discounted Principal Balance	Percentage of Overall Balance	Number of Contracts
1	273,559.97 AUD	0.19609 %	2
2	269,390.21 AUD	0.19310 %	1
3	200,233.48 AUD	0.14353 %	1
4	191,745.14 AUD	0.13744 %	1
5	152,806.98 AUD	0.10953 %	3
6	143,585.12 AUD	0.10292 %	1
7	143,034.96 AUD	0.10253 %	2
8	129,206.60 AUD	0.09261 %	1
9	111,729.81 AUD	0.08009 %	1
10	103,851.99 AUD	0.07444 %	1
11	100,040.01 AUD	0.07171 %	2
12	92,994.71 AUD	0.06666 %	1
13	92,455.79 AUD	0.06627 %	1
14	92,318.63 AUD	0.06617 %	1
15	92,318.63 AUD	0.06617 %	1
16	92,054.24 AUD	0.06598 %	1
17	91,855.49 AUD	0.06584 %	2
18	89,914.91 AUD	0.06445 %	1
19	89,897.91 AUD	0.06444 %	1
20	88,374.33 AUD	0.06335 %	1
	2,641,368.91 AUD	1.89332 %	26

Pool Data III

Distribution by Outstanding Discounted Balance

Total Portfolio					Product Type					
Distribution by Outstanding Discounted Balance	Number of Contracts	Percentage of Contracts	Outstanding Discounted Balance	Percentage of Balance	Hire Purchase		Chattel Mortgage		Consumer Loan	
					Number of Contracts	Outstanding Discounted Balance	Number of Contracts	Outstanding Discounted Balance	Number of Contracts	Outstanding Discounted Balance
0.00 - 10,000.00	2,182	28.93%	11,759,342.19 AUD	8.43%	281	1,181,169.34 AUD	437	2,403,998.32 AUD	1,464	8,174,174.53 AUD
10,000.01 - 20,000.00	2,529	33.53%	37,738,220.65 AUD	27.05%	193	2,900,584.60 AUD	587	8,802,342.58 AUD	1,749	26,035,293.47 AUD
20,000.01 - 30,000.00	1,634	21.66%	39,916,974.26 AUD	28.61%	134	3,275,811.36 AUD	430	10,524,639.56 AUD	1,070	26,116,523.34 AUD
30,000.01 - 40,000.00	724	9.60%	24,676,396.07 AUD	17.69%	68	2,377,575.03 AUD	181	6,139,862.87 AUD	475	16,158,958.17 AUD
40,000.01 - 50,000.00	268	3.55%	11,870,216.53 AUD	8.51%	31	1,389,689.02 AUD	66	2,933,273.45 AUD	171	7,547,254.06 AUD
50,000.01 - 60,000.00	114	1.51%	6,191,944.66 AUD	4.44%	21	1,149,938.08 AUD	27	1,458,474.05 AUD	66	3,583,532.53 AUD
60,000.01 - 70,000.00	46	0.61%	2,986,132.80 AUD	2.14%	10	655,705.37 AUD	12	776,213.43 AUD	24	1,554,214.00 AUD
70,000.01 - 80,000.00	23	0.30%	1,717,629.17 AUD	1.23%	3	229,232.62 AUD	4	294,245.79 AUD	16	1,194,150.76 AUD
80,000.01 - 90,000.00	11	0.15%	934,029.80 AUD	0.67%	4	340,153.09 AUD	2	176,167.07 AUD	5	417,709.64 AUD
90,000.01 - 100,000.00	4	0.05%	369,823.37 AUD	0.27%	-	- AUD	2	185,313.34 AUD	2	184,510.03 AUD
100,000.01 - 110,000.00	1	0.01%	103,851.99 AUD	0.07%	-	- AUD	-	- AUD	1	103,851.99 AUD
110,000.01 - 120,000.00	1	0.01%	111,729.81 AUD	0.08%	-	- AUD	1	111,729.81 AUD	-	- AUD
120,000.01 - 130,000.00	1	0.01%	129,206.60 AUD	0.09%	-	- AUD	-	- AUD	1	129,206.60 AUD
130,000.01 - 140,000.00	-	0.00%	- AUD	0.00%	-	- AUD	-	- AUD	-	- AUD
140,000.01 - 150,000.00	1	0.01%	143,585.12 AUD	0.10%	-	- AUD	-	- AUD	1	143,585.12 AUD
> 150,000.00	4	0.05%	861,006.71 AUD	0.62%	-	- AUD	1	199,637.88 AUD	3	661,368.83 AUD
Total	7,543	100.00%	139,510,089.73 AUD	100.00%	745	13,499,858.51 AUD	1,750	34,005,898.15 AUD	5,048	92,004,333.07 AUD

Statistics Outstanding Discounted Balance	
Minimum Outstanding Discounted Balance	- AUD
Maximum Outstanding Discounted Balance	269,390.21 AUD
Average Outstanding Discounted Balance	18,495.31 AUD

Distribution by Original Balance

Total Portfolio					Product Type					
Distribution by Original Balance	Number of Contracts	Percentage of Contracts	Outstanding Discounted Balance	Percentage of Balance	Hire Purchase		Chattel Mortgage		Consumer Loan	
					Number of Contracts	Outstanding Discounted Balance	Number of Contracts	Outstanding Discounted Balance	Number of Contracts	Outstanding Discounted Balance
0.00 - 10,000.00	15	0.20%	38,811.64 AUD	0.03%	-	- AUD	1	4,890.68 AUD	14	33,920.96 AUD
10,000.01 - 20,000.00	660	8.75%	4,290,024.40 AUD	3.08%	26	79,276.64 AUD	72	501,641.87 AUD	562	3,709,105.89 AUD
20,000.01 - 30,000.00	1,570	20.81%	17,076,197.24 AUD	12.24%	106	670,277.14 AUD	289	2,956,299.16 AUD	1,175	13,449,620.94 AUD
30,000.01 - 40,000.00	1,836	24.34%	27,523,814.35 AUD	19.73%	134	1,272,574.77 AUD	404	5,870,473.74 AUD	1,298	20,380,765.84 AUD
40,000.01 - 50,000.00	1,424	18.88%	26,802,442.54 AUD	19.21%	141	1,970,047.75 AUD	396	7,313,799.62 AUD	887	17,518,595.17 AUD
50,000.01 - 60,000.00	884	11.72%	21,236,536.82 AUD	15.22%	100	1,895,904.34 AUD	261	5,699,534.40 AUD	523	13,641,098.08 AUD
60,000.01 - 70,000.00	509	6.75%	14,438,677.23 AUD	10.35%	86	1,933,982.34 AUD	139	3,865,464.96 AUD	284	8,639,229.93 AUD
70,000.01 - 80,000.00	254	3.37%	9,330,200.80 AUD	6.69%	34	894,702.23 AUD	67	2,452,830.24 AUD	153	5,982,668.33 AUD
80,000.01 - 90,000.00	148	1.96%	5,838,084.74 AUD	4.18%	33	1,100,430.00 AUD	50	1,697,587.42 AUD	65	3,040,067.32 AUD
90,000.01 - 100,000.00	89	1.18%	3,899,078.74 AUD	2.79%	32	1,157,687.45 AUD	18	709,690.55 AUD	39	2,031,700.74 AUD
100,000.01 - 110,000.00	71	0.94%	3,511,765.91 AUD	2.52%	23	1,014,766.04 AUD	26	1,189,434.37 AUD	22	1,307,565.50 AUD
110,000.01 - 120,000.00	28	0.37%	1,241,381.11 AUD	0.89%	8	167,797.40 AUD	11	545,873.66 AUD	9	527,710.05 AUD
120,000.01 - 130,000.00	15	0.20%	798,584.10 AUD	0.57%	3	136,277.57 AUD	6	325,612.00 AUD	6	336,694.53 AUD
130,000.01 - 140,000.00	10	0.13%	692,493.83 AUD	0.50%	3	161,116.53 AUD	3	217,506.74 AUD	4	313,870.56 AUD
140,000.01 - 150,000.00	15	0.20%	975,386.08 AUD	0.70%	9	519,748.22 AUD	5	365,722.95 AUD	1	89,914.91 AUD
> 150,000.00	15	0.20%	1,816,610.20 AUD	1.30%	7	525,270.09 AUD	2	289,535.79 AUD	6	1,001,804.32 AUD
Total	7,543	100.00%	139,510,089.73 AUD	100.00%	745	13,499,858.51 AUD	1,750	34,005,898.15 AUD	5,048	92,004,333.07 AUD

Statistics	
Minimum Original Balance	5,508.00 AUD
Maximum Original Balance	356,398.00 AUD
Weighted Average Original Principal Balance (by ODPB)	54,425.05 AUD

Pool Data III

Distribution by Outstanding Discounted Balance

Total Portfolio					Balloon				Vehicle Status			
Distribution by Outstanding Discounted Balance	Number of Contracts	Percentage of Contracts	Outstanding Discounted Balance	Percentage of Balance	Balloon		No Balloon		New		Used	
					Number of Contracts	Outstanding Discounted Balance	Number of Contracts	Outstanding Discounted Balance	Number of Contracts	Outstanding Discounted Balance	Number of Contracts	Outstanding Discounted Balance
0.00 - 10,000.00	2,182	28.93%	11,759,342.19 AUD	8.43%	235	1,287,436.57 AUD	1,947	10,471,905.62 AUD	1,736	9,347,873.87 AUD	446	2,411,468.32 AUD
10,000.01 - 20,000.00	2,529	33.53%	37,738,220.65 AUD	27.05%	1,155	17,950,451.63 AUD	1,374	19,787,769.02 AUD	2,204	33,081,985.41 AUD	325	4,656,235.24 AUD
20,000.01 - 30,000.00	1,634	21.66%	39,916,974.26 AUD	28.61%	1,004	24,669,781.85 AUD	630	15,247,192.41 AUD	1,455	35,603,508.77 AUD	179	4,313,465.49 AUD
30,000.01 - 40,000.00	724	9.60%	24,676,396.07 AUD	17.69%	531	18,154,098.12 AUD	193	6,522,297.95 AUD	668	22,766,028.88 AUD	56	1,910,367.19 AUD
40,000.01 - 50,000.00	268	3.55%	11,870,216.53 AUD	8.51%	198	8,791,808.52 AUD	70	3,078,408.01 AUD	251	11,110,316.74 AUD	17	759,899.79 AUD
50,000.01 - 60,000.00	114	1.51%	6,191,944.66 AUD	4.44%	90	4,863,685.96 AUD	24	1,328,258.70 AUD	108	5,867,071.49 AUD	6	324,873.17 AUD
60,000.01 - 70,000.00	46	0.61%	2,986,132.80 AUD	2.14%	38	2,474,992.34 AUD	8	511,140.46 AUD	38	2,468,918.66 AUD	8	517,214.14 AUD
70,000.01 - 80,000.00	23	0.30%	1,717,629.17 AUD	1.23%	17	1,259,955.01 AUD	6	457,674.16 AUD	22	1,643,213.96 AUD	1	74,415.21 AUD
80,000.01 - 90,000.00	11	0.15%	934,029.80 AUD	0.67%	11	934,029.80 AUD	-	- AUD	11	934,029.80 AUD	-	- AUD
90,000.01 - 100,000.00	4	0.05%	369,823.37 AUD	0.27%	4	369,823.37 AUD	-	- AUD	3	277,367.58 AUD	1	92,455.79 AUD
100,000.01 - 110,000.00	1	0.01%	103,851.99 AUD	0.07%	1	103,851.99 AUD	-	- AUD	-	- AUD	1	103,851.99 AUD
110,000.01 - 120,000.00	1	0.01%	111,729.81 AUD	0.08%	1	111,729.81 AUD	-	- AUD	1	111,729.81 AUD	-	- AUD
120,000.01 - 130,000.00	1	0.01%	129,206.60 AUD	0.09%	1	129,206.60 AUD	-	- AUD	1	129,206.60 AUD	-	- AUD
130,000.01 - 140,000.00	-	0.00%	- AUD	0.00%	-	- AUD	-	- AUD	-	- AUD	-	- AUD
140,000.01 - 150,000.00	1	0.01%	143,585.12 AUD	0.10%	1	143,585.12 AUD	-	- AUD	1	143,585.12 AUD	-	- AUD
> 150,000.00	4	0.05%	861,006.71 AUD	0.62%	4	861,006.71 AUD	-	- AUD	3	591,616.50 AUD	1	269,390.21 AUD
Total	7,543	100.00%	139,510,089.73 AUD	100.00%	3,291	82,105,443.40 AUD	4,252	57,404,646.33 AUD	6,502	124,076,453.19 AUD	1,041	15,433,636.54 AUD

Statistics Outstanding Discounted Balance	
Minimum Outstanding Discounted Balance	- AUD
Maximum Outstanding Discounted Balance	269,390.21 AUD
Average Outstanding Discounted Balance	18,495.31 AUD

Distribution by Original Balance

Total Portfolio					Balloon				Vehicle Status			
Distribution by Original Balance	Number of Contracts	Percentage of Contracts	Outstanding Discounted Balance	Percentage of Balance	Balloon		No Balloon		New		Used	
					Number of Contracts	Outstanding Discounted Balance	Number of Contracts	Outstanding Discounted Balance	Number of Contracts	Outstanding Discounted Balance	Number of Contracts	Outstanding Discounted Balance
0.00 - 10,000.00	15	0.20%	38,811.64 AUD	0.03%	-	- AUD	15	38,811.64 AUD	8	23,661.93 AUD	7	15,149.71 AUD
10,000.01 - 20,000.00	660	8.75%	4,290,024.40 AUD	3.08%	42	390,872.23 AUD	618	3,899,152.17 AUD	407	2,665,201.87 AUD	253	1,624,822.53 AUD
20,000.01 - 30,000.00	1,570	20.81%	17,076,197.24 AUD	12.24%	383	4,964,648.79 AUD	1,187	12,111,548.45 AUD	1,260	13,645,098.04 AUD	310	3,431,099.20 AUD
30,000.01 - 40,000.00	1,836	24.34%	27,523,814.35 AUD	19.73%	741	12,654,773.08 AUD	1,095	14,869,041.27 AUD	1,611	23,908,213.71 AUD	225	3,615,600.64 AUD
40,000.01 - 50,000.00	1,424	18.88%	26,802,442.54 AUD	19.21%	751	16,183,344.69 AUD	673	10,619,097.85 AUD	1,313	24,606,076.87 AUD	111	2,196,365.67 AUD
50,000.01 - 60,000.00	884	11.72%	21,236,536.82 AUD	15.22%	532	14,162,023.59 AUD	352	7,074,513.23 AUD	824	19,755,050.97 AUD	60	1,481,485.85 AUD
60,000.01 - 70,000.00	509	6.75%	14,438,677.23 AUD	10.35%	333	10,219,386.74 AUD	176	4,219,290.49 AUD	476	13,468,422.59 AUD	33	970,254.64 AUD
70,000.01 - 80,000.00	254	3.37%	9,330,200.80 AUD	6.69%	188	7,132,111.10 AUD	66	2,198,089.70 AUD	237	8,713,066.85 AUD	17	617,133.95 AUD
80,000.01 - 90,000.00	148	1.96%	5,838,084.74 AUD	4.18%	124	5,058,264.20 AUD	24	779,820.54 AUD	134	5,263,033.73 AUD	14	575,051.01 AUD
90,000.01 - 100,000.00	89	1.18%	3,899,078.74 AUD	2.79%	69	3,168,306.07 AUD	20	730,772.67 AUD	86	3,742,739.87 AUD	3	156,338.87 AUD
100,000.01 - 110,000.00	71	0.94%	3,511,765.91 AUD	2.52%	60	3,088,416.30 AUD	11	423,349.61 AUD	69	3,419,074.16 AUD	2	92,691.75 AUD
110,000.01 - 120,000.00	28	0.37%	1,241,381.11 AUD	0.89%	20	1,104,156.19 AUD	8	137,224.92 AUD	28	1,241,381.11 AUD	-	- AUD
120,000.01 - 130,000.00	15	0.20%	798,584.10 AUD	0.57%	10	593,615.98 AUD	5	204,968.12 AUD	14	737,789.05 AUD	1	60,795.05 AUD
130,000.01 - 140,000.00	10	0.13%	692,493.83 AUD	0.50%	8	593,528.16 AUD	2	98,965.67 AUD	7	432,228.14 AUD	3	260,265.69 AUD
140,000.01 - 150,000.00	15	0.20%	975,386.08 AUD	0.70%	15	975,386.08 AUD	-	- AUD	15	975,386.08 AUD	-	- AUD
> 150,000.00	15	0.20%	1,816,610.20 AUD	1.30%	15	1,816,610.20 AUD	-	- AUD	13	1,480,028.22 AUD	2	336,581.98 AUD
Total	7,543	100.00%	139,510,089.73 AUD	100.00%	3,291	82,105,443.40 AUD	4,252	57,404,646.33 AUD	6,502	124,076,453.19 AUD	1,041	15,433,636.54 AUD

Statistics	
Minimum Original Balance	5,508.00 AUD
Maximum Original Balance	356,398.00 AUD
Weighted Average Original Principal Balance (by ODPB)	54,425.05 AUD

Pool Data IV

Interest Rate paid by the Receivable Debtor

Total Portfolio					Product Type					
Interest Rate paid by the Receivable Debtor	Number of Contracts	Percentage of Contracts	Outstanding Discounted Balance	Percentage of Balance	Hire Purchase		Chattel Mortgage		Consumer Loan	
					Number of Contracts	Outstanding Discounted Balance	Number of Contracts	Outstanding Discounted Balance	Number of Contracts	Outstanding Discounted Balance
0.00%	380	5.04%	8,528,024.82 AUD	6.11%	-	- AUD	149	3,511,376.15 AUD	231	5,016,648.67 AUD
0.01% - 1.00%	194	2.57%	4,852,515.21 AUD	3.48%	-	- AUD	11	358,705.57 AUD	183	4,493,809.64 AUD
1.01% - 2.00%	415	5.50%	6,109,365.20 AUD	4.38%	-	- AUD	29	456,188.92 AUD	386	5,653,176.28 AUD
2.01% - 3.00%	615	8.15%	6,650,064.94 AUD	4.77%	18	162,646.61 AUD	82	968,845.06 AUD	515	5,518,573.27 AUD
3.01% - 4.00%	57	0.76%	564,195.66 AUD	0.40%	6	67,604.21 AUD	9	81,263.12 AUD	42	415,328.33 AUD
4.01% - 5.00%	178	2.36%	3,410,005.17 AUD	2.44%	31	657,463.98 AUD	39	945,843.96 AUD	108	1,806,697.23 AUD
5.01% - 6.00%	291	3.86%	6,171,435.44 AUD	4.42%	34	355,303.36 AUD	123	2,392,921.31 AUD	134	3,423,210.77 AUD
6.01% - 7.00%	834	11.06%	20,718,771.97 AUD	14.85%	28	640,268.28 AUD	185	4,268,615.34 AUD	621	15,809,888.35 AUD
7.01% - 8.00%	1,158	15.35%	24,524,460.17 AUD	17.58%	86	2,145,894.31 AUD	254	5,809,501.33 AUD	818	16,569,064.53 AUD
8.01% - 9.00%	1,354	17.95%	24,874,576.59 AUD	17.83%	191	3,692,756.84 AUD	365	7,199,871.62 AUD	798	13,981,948.13 AUD
9.01% - 10.00%	974	12.91%	15,895,243.36 AUD	11.39%	164	2,768,426.84 AUD	228	3,652,906.63 AUD	582	9,473,909.89 AUD
10.01% - 11.00%	534	7.08%	8,674,014.66 AUD	6.22%	80	1,533,535.95 AUD	134	2,209,348.20 AUD	320	4,931,130.51 AUD
11.01% - 12.00%	277	3.67%	4,536,662.13 AUD	3.25%	52	908,920.35 AUD	70	1,057,118.56 AUD	155	2,570,623.22 AUD
12.01% - 13.00%	149	1.98%	2,158,226.46 AUD	1.55%	19	221,664.29 AUD	46	665,710.77 AUD	84	1,270,851.40 AUD
13.01% - 14.00%	55	0.73%	771,867.25 AUD	0.55%	14	134,109.26 AUD	10	178,270.06 AUD	31	459,487.93 AUD
14.01% - 15.00%	48	0.64%	777,723.28 AUD	0.56%	7	101,103.72 AUD	11	181,253.46 AUD	30	495,366.10 AUD
15.01% - 16.00%	30	0.40%	292,937.42 AUD	0.21%	15	110,160.51 AUD	5	68,158.09 AUD	10	114,618.82 AUD
> 16.00%	-	0.00%	- AUD	0.00%	-	- AUD	-	- AUD	-	- AUD
Total	7,543	100.00%	139,510,089.73 AUD	100.00%	745	13,499,858.51 AUD	1,750	34,005,898.15 AUD	5,048	92,004,333.07 AUD

Statistics Interest Rate	
Minimum Interest Rate Debtor	0.00%
Maximum Interest Rate Debtor	15.99%
Weighted Average Interest Rate Debtor	7.06%

Pool Data IV

Interest Rate paid by the Receivable Debtor

Total Portfolio					Balloon				Vehicle Status			
Interest Rate paid by the Receivable Debtor	Number of Contracts	Percentage of Contracts	Outstanding Discounted Balance	Percentage of Balance	Balloon		No Balloon		New		Used	
					Number of Contracts	Outstanding Discounted Balance	Number of Contracts	Outstanding Discounted Balance	Number of Contracts	Outstanding Discounted Balance	Number of Contracts	Outstanding Discounted Balance
0.00%	380	5.04%	8,528,024.82 AUD	6.11%	226	5,748,516.06 AUD	154	2,779,508.76 AUD	371	8,383,465.77 AUD	9	144,559.05 AUD
0.01% - 1.00%	194	2.57%	4,852,515.21 AUD	3.48%	119	3,433,610.02 AUD	75	1,418,905.19 AUD	188	4,785,693.00 AUD	6	66,822.21 AUD
1.01% - 2.00%	415	5.50%	6,109,365.20 AUD	4.38%	198	3,607,070.60 AUD	217	2,502,294.60 AUD	411	6,059,923.23 AUD	4	49,441.97 AUD
2.01% - 3.00%	615	8.15%	6,650,064.94 AUD	4.77%	288	4,633,856.38 AUD	327	2,016,208.56 AUD	607	6,566,495.85 AUD	8	83,569.09 AUD
3.01% - 4.00%	57	0.76%	564,195.66 AUD	0.40%	32	401,355.50 AUD	25	162,840.16 AUD	56	554,377.35 AUD	1	9,818.31 AUD
4.01% - 5.00%	178	2.36%	3,410,005.17 AUD	2.44%	121	3,133,135.18 AUD	57	276,869.99 AUD	162	3,274,728.48 AUD	16	135,276.69 AUD
5.01% - 6.00%	291	3.86%	6,171,435.44 AUD	4.42%	165	4,387,378.02 AUD	126	1,784,057.42 AUD	283	5,828,309.95 AUD	8	343,125.49 AUD
6.01% - 7.00%	834	11.06%	20,718,771.97 AUD	14.85%	412	13,650,372.23 AUD	422	7,068,399.74 AUD	754	19,084,718.19 AUD	80	1,634,053.78 AUD
7.01% - 8.00%	1,158	15.35%	24,524,460.17 AUD	17.58%	494	14,171,521.86 AUD	664	10,352,938.31 AUD	950	20,819,098.65 AUD	208	3,705,361.52 AUD
8.01% - 9.00%	1,354	17.95%	24,874,576.59 AUD	17.83%	566	14,079,857.34 AUD	788	10,794,719.25 AUD	1,136	21,742,487.64 AUD	218	3,132,088.95 AUD
9.01% - 10.00%	974	12.91%	15,895,243.36 AUD	11.39%	357	7,970,328.46 AUD	617	7,924,914.90 AUD	771	13,280,948.24 AUD	203	2,614,295.12 AUD
10.01% - 11.00%	534	7.08%	8,674,014.66 AUD	6.22%	158	3,767,438.58 AUD	376	4,906,576.08 AUD	428	7,314,278.99 AUD	106	1,359,735.67 AUD
11.01% - 12.00%	277	3.67%	4,536,662.13 AUD	3.25%	86	1,852,781.85 AUD	191	2,683,880.28 AUD	205	3,531,001.29 AUD	72	1,005,660.84 AUD
12.01% - 13.00%	149	1.98%	2,158,226.46 AUD	1.55%	37	685,227.56 AUD	112	1,472,998.90 AUD	99	1,602,372.13 AUD	50	555,854.33 AUD
13.01% - 14.00%	55	0.73%	771,867.25 AUD	0.55%	13	262,759.68 AUD	42	509,107.57 AUD	37	535,777.89 AUD	18	236,089.36 AUD
14.01% - 15.00%	48	0.64%	777,723.28 AUD	0.56%	10	185,961.40 AUD	38	591,761.88 AUD	27	484,771.88 AUD	21	292,951.40 AUD
15.01% - 16.00%	30	0.40%	292,937.42 AUD	0.21%	9	134,272.68 AUD	21	158,664.74 AUD	17	228,004.66 AUD	13	64,932.76 AUD
> 16.00%	-	0.00%	- AUD	0.00%	-	- AUD	-	- AUD	-	- AUD	-	- AUD
Total	7,543	100.00%	139,510,089.73 AUD	100.00%	3,291	82,105,443.40 AUD	4,252	57,404,646.33 AUD	6,502	124,076,453.19 AUD	1,041	15,433,636.54 AUD

Statistics Interest Rate	
Minimum Interest Rate Debtor	0.00%
Maximum Interest Rate Debtor	15.99%
Weighted Average Interest Rate Debtor	7.06%

Pool Data V

Original Term

Total Portfolio					Product Type					
Length of Original Term (months)	Number of Contracts	Percentage of Contracts	Outstanding Discounted Balance	Percentage of Balance	Hire Purchase		Chattel Mortgage		Consumer Loan	
					Number of Contracts	Outstanding Discounted Balance	Number of Contracts	Outstanding Discounted Balance	Number of Contracts	Outstanding Discounted Balance
0 - 11	-	0.00%	- AUD	0.00%	-	- AUD	-	- AUD	-	- AUD
12 - 23	-	0.00%	- AUD	0.00%	-	- AUD	-	- AUD	-	- AUD
24 - 35	5	0.07%	5,498.07 AUD	0.00%	-	- AUD	1	1,331.61 AUD	4	4,166.46 AUD
36 - 47	331	4.39%	2,925,227.56 AUD	2.10%	3	- AUD	42	569,821.57 AUD	286	2,355,405.99 AUD
48 - 59	2,428	32.19%	39,729,072.81 AUD	28.48%	136	1,807,478.00 AUD	478	9,308,880.53 AUD	1,814	28,612,714.28 AUD
60 - 71	4,065	53.89%	78,774,954.44 AUD	56.47%	606	11,692,380.51 AUD	1,229	24,125,864.44 AUD	2,230	42,956,709.49 AUD
> 71	714	9.47%	18,075,336.85 AUD	12.96%	-	- AUD	-	- AUD	714	18,075,336.85 AUD
Total	7,543	100.00%	139,510,089.73 AUD	100.00%	745	13,499,858.51 AUD	1,750	34,005,898.15 AUD	5,048	92,004,333.07 AUD

Statistics Original Term	
Minimum Original Term in months	24
Maximum Original Term in months	84
Weighted Average Original Term month (by ODPB)	59.12

Remaining Term

Total Portfolio					Product Type					
Length of Remaining Term (months)	Number of Contracts	Percentage of Contracts	Outstanding Discounted Balance	Percentage of Balance	Hire Purchase		Chattel Mortgage		Consumer Loan	
					Number of Contracts	Outstanding Discounted Balance	Number of Contracts	Outstanding Discounted Balance	Number of Contracts	Outstanding Discounted Balance
0 - 11	2,844	37.70%	36,028,020.46 AUD	25.82%	546	8,586,926.25 AUD	808	12,693,970.74 AUD	1,490	14,747,123.47 AUD
12 - 23	2,492	33.04%	48,526,041.94 AUD	34.78%	196	4,808,377.85 AUD	640	13,484,897.07 AUD	1,656	30,232,767.02 AUD
24 - 35	1,570	20.81%	37,731,975.85 AUD	27.05%	3	104,554.41 AUD	300	7,748,230.30 AUD	1,267	29,879,191.14 AUD
36 - 47	248	3.29%	5,912,994.31 AUD	4.24%	-	- AUD	2	78,800.04 AUD	246	5,834,194.27 AUD
48 - 59	385	5.10%	11,127,736.53 AUD	7.98%	-	- AUD	-	- AUD	385	11,127,736.53 AUD
60 - 71	4	0.05%	183,320.64 AUD	0.13%	-	- AUD	-	- AUD	4	183,320.64 AUD
> 71	-	0.00%	- AUD	0.00%	-	- AUD	-	- AUD	-	- AUD
Total	7,543	100.00%	139,510,089.73 AUD	100.00%	745	13,499,858.51 AUD	1,750	34,005,898.15 AUD	5,048	92,004,333.07 AUD

Statistics Remaining Term	
Minimum Remaining Term in months	0
Maximum Remaining Term in months	61
Weighted Average Remaining Term in months (by ODPB)	21.97

Distribution by Seasoning

Total Portfolio					Product Type					
Seasoning (months)	Number of Contracts	Percentage of Contracts	Outstanding Discounted Balance	Percentage of Balance	Hire Purchase		Chattel Mortgage		Consumer Loan	
					Number of Contracts	Outstanding Discounted Balance	Number of Contracts	Outstanding Discounted Balance	Number of Contracts	Outstanding Discounted Balance
0 - 11	-	0.00%	- AUD	0.00%	-	- AUD	-	- AUD	-	- AUD
12 - 23	9	0.12%	213,818.31 AUD	0.15%	-	- AUD	1	31,871.07 AUD	8	181,947.24 AUD
24 - 35	3,282	43.51%	72,516,135.91 AUD	51.98%	3	83,717.48 AUD	549	13,098,563.80 AUD	2,730	59,333,854.63 AUD
36 - 47	2,527	33.50%	41,531,555.86 AUD	29.77%	184	3,977,039.10 AUD	546	9,986,779.36 AUD	1,797	27,567,737.40 AUD
48 - 59	1,606	21.29%	23,994,374.42 AUD	17.20%	500	8,781,641.36 AUD	614	10,388,044.05 AUD	492	4,824,689.01 AUD
60 - 71	118	1.56%	1,247,683.81 AUD	0.89%	58	657,460.57 AUD	40	500,639.87 AUD	20	89,583.37 AUD
> 71	1	0.01%	6,521.42 AUD	0.00%	-	- AUD	-	- AUD	1	6,521.42 AUD
Total	7,543	100.00%	139,510,089.73 AUD	100.00%	745	13,499,858.51 AUD	1,750	34,005,898.15 AUD	5,048	92,004,333.07 AUD

Statistics Seasoning	
Minimum Seasoning in months	16
Maximum Seasoning in months	73
Weighted Average Seasoning Term in months (by ODPB)	37.32

Pool Data V

Original Term

Total Portfolio					Balloon				Vehicle Status			
Length of Original Term (months)	Number of Contracts	Percentage of Contracts	Outstanding Discounted Balance	Percentage of Balance	Balloon		No Balloon		New		Used	
					Number of Contracts	Outstanding Discounted Balance	Number of Contracts	Outstanding Discounted Balance	Number of Contracts	Outstanding Discounted Balance	Number of Contracts	Outstanding Discounted Balance
0 - 11	-	0.00%	- AUD	0.00%	-	- AUD	-	- AUD	-	- AUD	-	- AUD
12 - 23	-	0.00%	- AUD	0.00%	-	- AUD	-	- AUD	-	- AUD	-	- AUD
24 - 35	5	0.07%	5,498.07 AUD	0.00%	-	- AUD	5	5,498.07 AUD	2	2,423.14 AUD	3	3,074.93 AUD
36 - 47	331	4.39%	2,925,227.56 AUD	2.10%	76	1,596,874.40 AUD	255	1,328,353.16 AUD	260	2,542,138.19 AUD	71	383,089.37 AUD
48 - 59	2,428	32.19%	39,729,072.81 AUD	28.48%	1,285	28,074,585.88 AUD	1,143	11,654,486.93 AUD	2,260	38,049,400.58 AUD	168	1,679,672.23 AUD
60 - 71	4,065	53.89%	78,774,954.44 AUD	56.47%	1,930	52,433,983.12 AUD	2,135	26,340,971.32 AUD	3,408	68,795,456.59 AUD	657	9,979,497.85 AUD
> 71	714	9.47%	18,075,336.85 AUD	12.96%	-	- AUD	714	18,075,336.85 AUD	572	14,687,034.69 AUD	142	3,388,302.16 AUD
Total	7,543	100.00%	139,510,089.73 AUD	100.00%	3,291	82,105,443.40 AUD	4,252	57,404,646.33 AUD	6,502	124,076,453.19 AUD	1,041	15,433,636.54 AUD

Statistics Original Term	
Minimum Original Term in months	24
Maximum Original Term in months	84
Weighted Average Original Term month (by ODPB)	59.12

Remaining Term

Total Portfolio					Balloon				Vehicle Status			
Length of Remaining Term (months)	Number of Contracts	Percentage of Contracts	Outstanding Discounted Balance	Percentage of Balance	Balloon		No Balloon		New		Used	
					Number of Contracts	Outstanding Discounted Balance	Number of Contracts	Outstanding Discounted Balance	Number of Contracts	Outstanding Discounted Balance	Number of Contracts	Outstanding Discounted Balance
0 - 11	2,844	37.70%	36,028,020.46 AUD	25.82%	1,459	29,382,481.34 AUD	1,385	6,645,539.12 AUD	2,527	33,481,014.56 AUD	317	2,547,005.90 AUD
12 - 23	2,492	33.04%	48,526,041.94 AUD	34.78%	1,237	32,257,277.74 AUD	1,255	16,268,764.20 AUD	2,188	44,539,984.42 AUD	304	3,986,057.52 AUD
24 - 35	1,570	20.81%	37,731,975.85 AUD	27.05%	592	20,319,500.09 AUD	978	17,412,475.76 AUD	1,279	32,052,427.54 AUD	291	5,679,548.31 AUD
36 - 47	248	3.29%	5,912,994.31 AUD	4.24%	3	146,184.23 AUD	245	5,766,810.08 AUD	199	4,844,581.66 AUD	49	1,068,412.65 AUD
48 - 59	385	5.10%	11,127,736.53 AUD	7.98%	-	- AUD	385	11,127,736.53 AUD	305	8,975,124.37 AUD	80	2,152,612.16 AUD
60 - 71	4	0.05%	183,320.64 AUD	0.13%	-	- AUD	4	183,320.64 AUD	4	183,320.64 AUD	-	- AUD
> 71	-	0.00%	- AUD	0.00%	-	- AUD	-	- AUD	-	- AUD	-	- AUD
Total	7,543	100.00%	139,510,089.73 AUD	100.00%	3,291	82,105,443.40 AUD	4,252	57,404,646.33 AUD	6,502	124,076,453.19 AUD	1,041	15,433,636.54 AUD

Statistics Remaining Term	
Minimum Remaining Term in months	0
Maximum Remaining Term in months	61
Weighted Average Remaining Term in months (by ODPB)	21.97

Distribution by Seasoning

Total Portfolio					Balloon				Vehicle Status			
Seasoning (months)	Number of Contracts	Percentage of Contracts	Outstanding Discounted Balance	Percentage of Balance	Balloon		No Balloon		New		Used	
					Number of Contracts	Outstanding Discounted Balance	Number of Contracts	Outstanding Discounted Balance	Number of Contracts	Outstanding Discounted Balance	Number of Contracts	Outstanding Discounted Balance
0 - 11	-	0.00%	- AUD	0.00%	-	- AUD	-	- AUD	-	- AUD	-	- AUD
12 - 23	9	0.12%	213,818.31 AUD	0.15%	1	24,287.44 AUD	8	189,530.87 AUD	7	195,794.43 AUD	2	18,023.88 AUD
24 - 35	3,282	43.51%	72,516,135.91 AUD	51.98%	1,239	35,952,053.55 AUD	2,043	36,564,082.36 AUD	2,804	63,714,832.82 AUD	478	8,801,303.09 AUD
36 - 47	2,527	33.50%	41,531,555.86 AUD	29.77%	1,084	25,309,788.00 AUD	1,443	16,221,767.86 AUD	2,171	37,002,016.38 AUD	356	4,529,539.48 AUD
48 - 59	1,606	21.29%	23,994,374.42 AUD	17.20%	893	19,661,234.97 AUD	713	4,333,139.45 AUD	1,413	22,077,302.40 AUD	193	1,917,072.02 AUD
60 - 71	118	1.56%	1,247,683.81 AUD	0.89%	74	1,158,079.44 AUD	44	89,604.37 AUD	107	1,086,507.16 AUD	11	161,176.65 AUD
> 71	1	0.01%	6,521.42 AUD	0.00%	-	- AUD	1	6,521.42 AUD	-	- AUD	1	6,521.42 AUD
Total	7,543	100.00%	139,510,089.73 AUD	100.00%	3,291	82,105,443.40 AUD	4,252	57,404,646.33 AUD	6,502	124,076,453.19 AUD	1,041	15,433,636.54 AUD

Statistics Seasoning	
Minimum Seasoning in months	16
Maximum Seasoning in months	73
Weighted Average Seasoning Term in months (by ODPB)	37.32

Pool Data VI

Product Type

Total Portfolio					Balloon				Vehicle Status			
Product Type	Number of Contracts	Percentage of Contracts	Outstanding Discounted Balance	Percentage of Balance	Balloon		No Balloon		New		Used	
					Number of Contracts	Outstanding Discounted Balance	Number of Contracts	Outstanding Discounted Balance	Number of Contracts	Outstanding Discounted Balance	Number of Contracts	Outstanding Discounted Balance
Hire Purchase	745	9.88%	13,499,858.51 AUD	9.68%	501	12,150,006.39 AUD	244	1,349,852.12 AUD	637	12,202,224.22 AUD	108	1,297,634.29 AUD
Chattel Mortgage	1,750	23.20%	34,005,898.15 AUD	24.38%	1,105	26,991,766.31 AUD	645	7,014,131.84 AUD	1,560	31,256,077.73 AUD	190	2,749,820.42 AUD
Consumer Loan	5,048	66.92%	92,004,333.07 AUD	65.95%	1,685	42,963,670.70 AUD	3,363	49,040,662.37 AUD	4,305	80,618,151.24 AUD	743	11,386,181.83 AUD
Total	7,543	100.00%	139,510,089.73 AUD	100.00%	3,291	82,105,443.40 AUD	4,252	57,404,646.33 AUD	6,502	124,076,453.19 AUD	1,041	15,433,636.54 AUD

Vehicle Status

Total Portfolio					Product Type					
Type of Car	Number of Contracts	Percentage of Contracts	Outstanding Discounted Balance	Percentage of Balance	Hire Purchase		Chattel Mortgage		Consumer Loan	
					Number of Contracts	Outstanding Discounted Balance	Number of Contracts	Outstanding Discounted Balance	Number of Contracts	Outstanding Discounted Balance
New Vehicles	6,502	86.20%	124,076,453.19 AUD	88.94%	637	12,202,224.22 AUD	1,560	31,256,077.73 AUD	4,305	80,618,151.24 AUD
Used Vehicles	1,041	13.80%	15,433,636.54 AUD	11.06%	108	1,297,634.29 AUD	190	2,749,820.42 AUD	743	11,386,181.83 AUD
Total	7,543	100.00%	139,510,089.73 AUD	100.00%	745	13,499,858.51 AUD	1,750	34,005,898.15 AUD	5,048	92,004,333.07 AUD

Balloon

Total Portfolio				
Balloon	Number of Contracts	Percentage of Contracts	Outstanding Discounted Balance	Percentage of Balance
Balloon	3,291	43.63%	82,105,443.40 AUD	58.85%
No Balloon	4,252	56.37%	57,404,646.33 AUD	41.15%
Total	7,543	100.00%	139,510,089.73 AUD	100.00%

Pool Data VII

Distribution by Vehicle Brand and Models

Total Portfolio						Product Type					
Make	Model	Number of Contracts	Percentage of Contracts	Outstanding Discounted Balance	Percentage of Balance	Hire Purchase		Chattel Mortgage		Consumer Loan	
						Number of Contracts	Outstanding Discounted Balance	Number of Contracts	Outstanding Discounted Balance	Number of Contracts	Outstanding Discounted Balance
Volkswagen Group Vehicles											
AUDI	A1	186	2.47%	2,401,187.05 AUD	1.72%	13	182,932.88 AUD	22	302,246.16 AUD	151	1,916,008.01 AUD
	A3	207	2.74%	3,864,771.37 AUD	2.77%	36	498,184.76 AUD	41	840,144.49 AUD	130	2,526,442.12 AUD
	A4	451	5.98%	10,807,895.45 AUD	7.75%	57	1,091,870.49 AUD	66	1,600,263.56 AUD	328	8,115,761.40 AUD
	A5	172	2.28%	6,254,426.33 AUD	4.48%	61	2,125,689.47 AUD	40	1,484,446.56 AUD	71	2,644,290.30 AUD
	A6	54	0.72%	1,819,302.47 AUD	1.30%	10	317,102.58 AUD	15	501,821.31 AUD	29	1,000,378.58 AUD
	A7	10	0.13%	672,567.05 AUD	0.48%	1	82,378.64 AUD	5	300,439.77 AUD	4	289,748.64 AUD
	A8	7	0.09%	235,348.53 AUD	0.17%	2	86,378.36 AUD	1	35,395.22 AUD	4	113,574.95 AUD
	Q3	117	1.55%	3,531,578.58 AUD	2.53%	1	14,850.65 AUD	15	481,066.61 AUD	101	3,035,661.32 AUD
	Q5	265	3.51%	8,372,324.54 AUD	6.00%	54	1,405,322.20 AUD	68	2,239,680.68 AUD	143	4,727,321.66 AUD
	Q7	136	1.80%	5,032,695.45 AUD	3.61%	42	1,401,997.05 AUD	42	1,529,900.72 AUD	52	2,100,797.68 AUD
	R8	2	0.03%	252,003.66 AUD	0.18%	1	52,365.78 AUD	1	199,637.88 AUD	-	- AUD
	TT	39	0.52%	1,192,996.53 AUD	0.86%	7	167,329.62 AUD	16	575,500.97 AUD	16	450,165.94 AUD
	SubTotal	1,646	21.82%	44,437,097.01 AUD	31.85%	285	7,426,402.48 AUD	332	10,090,543.93 AUD	1,029	26,920,150.60 AUD
BENTLEY	CONTINENTAL	-	0.00%	- AUD	0.00%	-	-	-	-	-	-
	MULSANNE	1	0.01%	269,390.21 AUD	0.19%	-	-	-	-	1	269,390
	SubTotal	1	0.01%	269,390.21 AUD	0.19%	-	- AUD	-	- AUD	1	269,390 AUD
LAMBORGHINI	GALLARDO	-	0.00%	- AUD	0.00%	-	- AUD	-	- AUD	-	- AUD
	SubTotal	-	0.00%	- AUD	0.00%	-	- AUD	-	- AUD	-	- AUD
PORSCHE	BOXSTER	1	0.01%	41,296.86 AUD	0.03%	1	41,296.86 AUD	-	- AUD	-	- AUD
	CAYENNE	3	0.04%	116,762.16 AUD	0.08%	3	116,762.16 AUD	-	- AUD	-	- AUD
	CAYMAN	-	0.00%	- AUD	0.00%	-	- AUD	-	- AUD	-	- AUD
	SubTotal	4	0.05%	158,059.02 AUD	0.11%	4	158,059.02 AUD	-	- AUD	-	- AUD
SKODA	FABIA	13	0.17%	160,021.34 AUD	0.11%	-	- AUD	1	9,290.39 AUD	12	150,730.95 AUD
	OCTAVIA	117	1.55%	1,111,955.49 AUD	0.80%	12	88,928.46 AUD	21	178,600.87 AUD	84	844,426.16 AUD
	ROOMSTER	1	0.01%	13,525.05 AUD	0.01%	-	- AUD	-	- AUD	1	13,525.05 AUD
	SUPERB	43	0.57%	696,879.03 AUD	0.50%	2	17,461.87 AUD	8	104,651.80 AUD	33	574,765.36 AUD
	YETI	63	0.84%	729,350.90 AUD	0.52%	-	- AUD	8	110,644.17 AUD	55	618,706.73 AUD
	SubTotal	237	3.14%	2,711,731.31 AUD	1.94%	14	106,390.33 AUD	38	403,187.23 AUD	185	2,202,154.25 AUD
VOLKSWAGEN	AMAROK	551	7.30%	11,968,569.60 AUD	8.58%	36	619,135.86 AUD	261	5,601,669.16 AUD	254	5,747,764.58 AUD
	BORA	1	0.01%	2,709.38 AUD	0.00%	-	- AUD	-	- AUD	1	2,709.38 AUD
	CADDY	166	2.20%	1,737,718.07 AUD	1.25%	32	235,586.33 AUD	108	1,172,519.48 AUD	26	329,612.26 AUD
	CARAVELLE	2	0.03%	38,904.60 AUD	0.03%	1	1.00 AUD	-	- AUD	1	38,903.60 AUD
	CRAFTER	26	0.34%	535,353.40 AUD	0.38%	3	41,362.76 AUD	22	470,308.85 AUD	1	23,681.79 AUD
	EOS	44	0.58%	844,433.26 AUD	0.61%	5	84,474.65 AUD	9	160,520.91 AUD	30	599,437.70 AUD
	GOLF	1,181	15.66%	17,898,452.35 AUD	12.83%	90	1,173,820.28 AUD	145	2,283,302.18 AUD	946	14,441,329.89 AUD
	JETTA	245	3.25%	3,061,658.33 AUD	2.19%	13	131,225.24 AUD	23	289,013.96 AUD	209	2,641,419.13 AUD
	MULTIVAN	36	0.48%	702,491.61 AUD	0.50%	9	113,654.70 AUD	17	311,634.90 AUD	10	277,202.01 AUD
	NEW BEETLE	22	0.29%	347,496.88 AUD	0.25%	1	1.00 AUD	2	48,317.42 AUD	19	299,178.46 AUD
	PASSAT	294	3.90%	5,246,937.51 AUD	3.76%	40	498,538.71 AUD	68	1,127,714.13 AUD	186	3,620,684.67 AUD
	POLO	300	3.98%	3,377,322.54 AUD	2.42%	9	84,974.70 AUD	25	230,531.56 AUD	266	3,061,816.28 AUD
	SCIROCCO	24	0.32%	642,217.02 AUD	0.46%	-	- AUD	-	- AUD	24	642,217.02 AUD
	TIGUAN	764	10.13%	10,065,873.14 AUD	7.22%	49	615,319.70 AUD	108	1,578,090.19 AUD	607	7,872,463.25 AUD
	TOUAREG	76	1.01%	2,702,152.91 AUD	1.94%	17	395,556.36 AUD	25	847,999.76 AUD	34	1,458,596.79 AUD
	TRANSPORTER	202	2.68%	3,060,657.01 AUD	2.19%	22	177,420.96 AUD	149	2,329,501.05 AUD	31	553,735.00 AUD
	UP!	32	0.42%	252,163.74 AUD	0.18%	-	- AUD	-	- AUD	32	252,163.74 AUD
	SubTotal	3,966	52.58%	62,485,111.35 AUD	44.79%	327	4,171,072.25 AUD	962	16,451,123.55 AUD	2,677	41,862,915.55 AUD
Volkswagen Group Vehicles	SubTotal	5,854	77.61%	110,061,389.40 AUD	78.89%	630	11,861,924.08 AUD	1,332	26,944,854.71 AUD	3,892	71,254,610.61 AUD

Pool Data VII

Distribution by Vehicle Brand and Models

Total Portfolio						Balloon				Vehicle Status			
Make	Model	Number of Contracts	Percentage of Contracts	Outstanding Discounted Balance	Percentage of Balance	Balloon		No Balloon		New		Used	
						Number of Contracts	Outstanding Discounted Balance	Number of Contracts	Outstanding Discounted Balance	Number of Contracts	Outstanding Discounted Balance	Number of Contracts	Outstanding Discounted Balance
Volkswagen Group Vehicles													
AUDI	A1	186	2.47%	2,401,187.05 AUD	1.72%	92	1,520,342.08 AUD	94	880,844.97 AUD	163	2,142,168.78 AUD	23	259,018.27 AUD
	A3	207	2.74%	3,864,771.37 AUD	2.77%	118	2,863,155.64 AUD	89	1,001,615.73 AUD	155	3,221,656.58 AUD	52	643,114.79 AUD
	A4	451	5.98%	10,807,895.45 AUD	7.75%	271	7,812,498.15 AUD	180	2,995,397.30 AUD	330	9,022,305.79 AUD	121	1,785,589.66 AUD
	A5	172	2.28%	6,254,426.33 AUD	4.48%	123	5,300,281.46 AUD	49	954,144.87 AUD	141	5,243,888.87 AUD	31	1,010,537.46 AUD
	A6	54	0.72%	1,819,302.47 AUD	1.30%	38	1,573,136.97 AUD	16	246,165.50 AUD	34	1,336,587.52 AUD	20	482,714.95 AUD
	A7	10	0.13%	672,567.05 AUD	0.48%	7	526,403.53 AUD	3	146,163.52 AUD	8	563,400.58 AUD	2	109,166.47 AUD
	A8	7	0.09%	235,348.53 AUD	0.17%	4	159,706.11 AUD	3	75,642.42 AUD	5	180,304.49 AUD	2	55,044.04 AUD
	Q3	117	1.55%	3,531,578.58 AUD	2.53%	64	2,240,898.65 AUD	53	1,290,679.93 AUD	117	3,531,578.58 AUD	-	- AUD
	Q5	265	3.51%	8,372,324.54 AUD	6.00%	183	6,553,413.25 AUD	82	1,818,911.29 AUD	249	7,934,249.94 AUD	16	438,074.60 AUD
	Q7	136	1.80%	5,032,695.45 AUD	3.61%	95	4,039,962.76 AUD	41	992,732.69 AUD	116	4,445,605.69 AUD	20	587,089.76 AUD
	R8	2	0.03%	252,003.66 AUD	0.18%	2	252,003.66 AUD	-	- AUD	2	252,003.66 AUD	-	- AUD
	TT	39	0.52%	1,192,996.53 AUD	0.86%	25	1,031,154.62 AUD	14	161,841.91 AUD	27	934,462.17 AUD	12	258,534.36 AUD
	SubTotal	1,646	21.82%	44,437,097.01 AUD	31.85%	1,022	33,872,956.88 AUD	624	10,564,140.13 AUD	1,347	38,808,212.65 AUD	299	5,628,884.36 AUD
BENTLEY	CONTINENTAL	-	0.00%	- AUD	0.00%	-	- AUD	-	- AUD	-	- AUD	-	- AUD
	MULSANNE	1	0.01%	269,390.21 AUD	0.19%	1	269,390	-	- AUD	-	- AUD	1	269,390
	SubTotal	1	0.01%	269,390.21 AUD	0.19%	1	269,390.21 AUD	-	- AUD	-	- AUD	1	269,390.21 AUD
LAMBORGHINI	GALLARDO	-	0.00%	- AUD	0.00%	-	- AUD	-	- AUD	-	- AUD	-	- AUD
	SubTotal	-	0.00%	- AUD	0.00%	-	- AUD	-	- AUD	-	- AUD	-	- AUD
PORSCHE	BOXSTER	1	0.01%	41,296.86 AUD	0.03%	1	41,296.86 AUD	-	- AUD	-	- AUD	1	41,296.86 AUD
	CAYENNE	3	0.04%	116,762.16 AUD	0.08%	3	116,762.16 AUD	-	- AUD	2	94,325.67 AUD	1	22,436.49 AUD
	CAYMAN	-	0.00%	- AUD	0.00%	-	- AUD	-	- AUD	-	- AUD	-	- AUD
	SubTotal	4	0.05%	158,059.02 AUD	0.11%	4	158,059.02 AUD	-	- AUD	2	94,325.67 AUD	2	63,733.35 AUD
SKODA	FABIA	13	0.17%	160,021.34 AUD	0.11%	1	15,743.86 AUD	12	144,277.48 AUD	13	160,021.34 AUD	-	- AUD
	OCTAVIA	117	1.55%	1,111,955.49 AUD	0.80%	55	647,281.65 AUD	62	464,673.84 AUD	109	1,050,794.65 AUD	8	61,160.84 AUD
	ROOMSTER	1	0.01%	13,525.05 AUD	0.01%	-	- AUD	1	13,525.05 AUD	1	13,525.05 AUD	-	- AUD
	SUPERB	43	0.57%	696,879.03 AUD	0.50%	26	500,630.02 AUD	17	196,249.01 AUD	39	656,444.32 AUD	4	40,434.71 AUD
	YETI	63	0.84%	729,350.90 AUD	0.52%	28	408,704.87 AUD	35	320,646.03 AUD	61	703,855.92 AUD	2	25,494.98 AUD
	SubTotal	237	3.14%	2,711,731.31 AUD	1.94%	110	1,572,360.40 AUD	127	1,139,371.41 AUD	223	2,584,641.28 AUD	14	127,090.53 AUD
VOLKSWAGEN	AMAROK	551	7.30%	11,968,569.60 AUD	8.58%	316	7,982,405.20 AUD	235	3,986,164.40 AUD	546	11,873,085.77 AUD	5	95,483.83 AUD
	BORA	1	0.01%	2,709.38 AUD	0.00%	-	- AUD	1	2,709.38 AUD	-	- AUD	1	2,709.38 AUD
	CADDY	166	2.20%	1,737,718.07 AUD	1.25%	70	878,614.11 AUD	96	859,103.96 AUD	158	1,688,268.65 AUD	8	49,449.42 AUD
	CARAVELLE	2	0.03%	38,904.60 AUD	0.03%	-	- AUD	2	38,904.60 AUD	1	1,00 AUD	1	38,903.60 AUD
	CRAFTER	26	0.34%	535,353.40 AUD	0.38%	14	378,598.75 AUD	12	156,754.65 AUD	26	535,353.40 AUD	-	- AUD
	EOS	44	0.58%	844,433.26 AUD	0.61%	16	397,624.62 AUD	28	446,808.64 AUD	32	692,213.14 AUD	12	152,220.12 AUD
	GOLF	1,181	15.66%	17,898,452.35 AUD	12.83%	464	8,773,826.57 AUD	717	9,124,625.78 AUD	1,088	16,653,643.61 AUD	93	1,244,808.74 AUD
	JETTA	245	3.25%	3,061,658.33 AUD	2.19%	85	1,277,593.97 AUD	160	1,784,064.36 AUD	223	2,862,169.72 AUD	22	199,488.61 AUD
	MULTIVAN	36	0.48%	702,491.61 AUD	0.50%	22	446,230.54 AUD	14	256,261.07 AUD	34	681,657.90 AUD	2	20,833.71 AUD
	NEW BEETLE	22	0.29%	347,496.88 AUD	0.25%	6	144,691.15 AUD	16	202,805.73 AUD	16	297,702.99 AUD	6	49,793.89 AUD
	PASSAT	294	3.90%	5,246,937.51 AUD	3.76%	143	3,043,044.50 AUD	151	2,203,893.01 AUD	256	4,785,406.75 AUD	38	461,530.76 AUD
	POLO	300	3.98%	3,377,322.54 AUD	2.42%	53	747,630.75 AUD	247	2,629,691.79 AUD	289	3,296,933.07 AUD	11	80,389.47 AUD
	SCIROCCO	24	0.32%	642,217.02 AUD	0.46%	12	337,951.37 AUD	12	304,265.65 AUD	22	588,484.06 AUD	2	53,732.96 AUD
	TIGUAN	764	10.13%	10,065,873.14 AUD	7.22%	307	5,470,351.19 AUD	457	4,595,521.95 AUD	741	9,759,555.44 AUD	23	306,317.70 AUD
	TOUAREG	76	1.01%	2,702,152.91 AUD	1.94%	45	1,833,610.86 AUD	31	868,542.05 AUD	69	2,474,400.81 AUD	7	227,752.10 AUD
	TRANSPORTER	202	2.68%	3,060,657.01 AUD	2.19%	114	2,229,435.48 AUD	88	831,221.53 AUD	186	2,875,530.15 AUD	16	185,126.86 AUD
	UP!	32	0.42%	252,163.74 AUD	0.18%	5	52,047.81 AUD	27	200,115.93 AUD	32	252,163.74 AUD	-	- AUD
	SubTotal	3,966	52.58%	62,485,111.35 AUD	44.79%	1,672	33,993,656.87 AUD	2,294	28,491,454.48 AUD	3,719	59,316,570.20 AUD	247	3,168,541.15 AUD
Volkswagen Group Vehicles	SubTotal	5,854	77.61%	110,061,389.40 AUD	78.89%	2,809	69,866,423.38 AUD	3,045	40,194,966.02 AUD	5,291	100,803,749.80 AUD	563	9,257,639.60 AUD

Pool Data VII

Distribution by Vehicle Brand and Models

Total Portfolio						Product Type					
Make	Model	Number of Contracts	Percentage of Contracts	Outstanding Discounted Balance	Percentage of Balance	Hire Purchase		Chattel Mortgage		Consumer Loan	
						Number of Contracts	Outstanding Discounted Balance	Number of Contracts	Outstanding Discounted Balance	Number of Contracts	Outstanding Discounted Balance
Other Vehicles											
HOLDEN		440	5.83%	6,343,773.66 AUD	4.55%	20	223,810.11 AUD	108	1,673,513.10 AUD	312	4,446,450.45 AUD
LAND ROVER		144	1.91%	4,889,818.27 AUD	3.50%	20	621,550.69 AUD	41	1,337,032.53 AUD	83	2,931,235.05 AUD
SUBARU		233	3.09%	5,012,060.37 AUD	3.59%	7	59,633.50 AUD	23	373,804.75 AUD	203	4,578,622.12 AUD
NISSAN		124	1.64%	2,012,444.55 AUD	1.44%	10	78,762.91 AUD	55	988,987.92 AUD	59	944,693.72 AUD
FORD		127	1.68%	1,707,214.58 AUD	1.22%	10	62,500.55 AUD	50	696,676.57 AUD	67	948,037.46 AUD
MERCEDES-BENZ		32	0.42%	712,159.78 AUD	0.51%	6	137,402.21 AUD	9	175,258.79 AUD	17	399,498.78 AUD
TOYOTA		69	0.91%	747,789.34 AUD	0.54%	12	88,718.48 AUD	24	294,928.39 AUD	33	364,142.47 AUD
BMW		32	0.42%	700,826.39 AUD	0.50%	3	42,960.86 AUD	4	61,681.02 AUD	25	596,184.51 AUD
HONDA		75	0.99%	831,001.34 AUD	0.60%	5	35,213.44 AUD	11	135,941.12 AUD	59	659,846.78 AUD
VOLVO		25	0.33%	448,397.55 AUD	0.32%	2	38,765.20 AUD	6	126,477.56 AUD	17	283,154.79 AUD
SUZUKI		92	1.22%	886,983.40 AUD	0.64%	3	1,341.72 AUD	18	149,719.90 AUD	71	735,921.78 AUD
JAGUAR		14	0.19%	558,595.43 AUD	0.40%	2	17,792.02 AUD	4	148,643.63 AUD	8	392,159.78 AUD
KIA		56	0.74%	887,658.74 AUD	0.64%	1	18,944.57 AUD	13	212,681.05 AUD	42	656,033.12 AUD
MAZDA		38	0.50%	473,536.96 AUD	0.34%	1	3,037.64 AUD	4	48,608.43 AUD	33	421,890.89 AUD
MITSUBISHI		32	0.42%	472,222.31 AUD	0.34%	5	62,148.87 AUD	8	120,735.65 AUD	19	289,337.79 AUD
RENAULT		43	0.57%	708,855.76 AUD	0.51%	-	- AUD	11	124,253.94 AUD	32	584,601.82 AUD
LEXUS		15	0.20%	260,686.68 AUD	0.19%	3	63,290.88 AUD	1	3,912.88 AUD	11	193,482.92 AUD
JEEP		13	0.17%	259,516.02 AUD	0.19%	1	42,116.20 AUD	6	112,464.73 AUD	6	104,935.09 AUD
MASERATI		1	0.01%	191,745.14 AUD	0.14%	-	- AUD	-	- AUD	1	191,745.14 AUD
HYUNDAI		16	0.21%	226,600.74 AUD	0.16%	1	11,303.82 AUD	5	58,330.47 AUD	10	156,966.45 AUD
ASTON MARTIN		1	0.01%	200,233.48 AUD	0.14%	-	- AUD	-	- AUD	1	200,233.48 AUD
PEUGEOT		11	0.15%	94,792.29 AUD	0.07%	-	- AUD	4	43,402.91 AUD	7	51,389.38 AUD
ISUZU		5	0.07%	130,410.33 AUD	0.09%	-	- AUD	2	45,665.06 AUD	3	84,745.27 AUD
ALFA ROMEO		7	0.09%	93,165.38 AUD	0.07%	1	9,934.55 AUD	-	- AUD	6	83,230.83 AUD
OPEL		10	0.13%	176,453.77 AUD	0.13%	-	- AUD	1	20,688.35 AUD	9	155,765.42 AUD
FERRARI		-	0.00%	- AUD	0.00%	-	- AUD	-	- AUD	-	- AUD
GREAT WALL		10	0.13%	115,449.88 AUD	0.08%	-	- AUD	7	76,643.95 AUD	3	38,805.93 AUD
FIAT		3	0.04%	22,587.50 AUD	0.02%	1	936.97 AUD	-	- AUD	2	21,650.53 AUD
SSANGYONG		6	0.08%	66,478.69 AUD	0.05%	-	- AUD	1	16,663.75 AUD	5	49,814.94 AUD
MINI		6	0.08%	82,841.14 AUD	0.06%	-	- AUD	-	- AUD	6	82,841.14 AUD
CITROEN		1	0.01%	23,412.71 AUD	0.02%	-	- AUD	-	- AUD	1	23,412.71 AUD
DODGE		4	0.05%	51,540.83 AUD	0.04%	1	17,769.24 AUD	2	14,326.99 AUD	1	19,444.60 AUD
LOTUS		1	0.01%	33,804.34 AUD	0.02%	-	- AUD	-	- AUD	1	33,804.34 AUD
HUMMER		1	0.01%	9,324.83 AUD	0.01%	-	- AUD	-	- AUD	1	9,324.83 AUD
CHRYSLER		1	0.01%	6,898.05 AUD	0.00%	-	- AUD	-	- AUD	1	6,898.05 AUD
SAAB		-	0.00%	- AUD	0.00%	-	- AUD	-	- AUD	-	- AUD
CHERY		1	0.01%	9,420.10 AUD	0.01%	-	- AUD	-	- AUD	1	9,420.10 AUD
Other Vehicles	SubTotal	1,689	22.39%	29,448,700.33 AUD	21.11%	115	1,637,934.43 AUD	418	7,061,043.44 AUD	1,156	20,749,722.46 AUD
Total		7,543	100.00%	139,510,089.73 AUD	100.00%	745	13,499,858.51 AUD	1,750	34,005,898.15 AUD	5,048	92,004,333.07 AUD

Pool Data VII

Distribution by Vehicle Brand and Models

Total Portfolio						Balloon				Vehicle Status			
Make	Model	Number of Contracts	Percentage of Contracts	Outstanding Discounted Balance	Percentage of Balance	Balloon		No Balloon		New		Used	
						Number of Contracts	Outstanding Discounted Balance	Number of Contracts	Outstanding Discounted Balance	Number of Contracts	Outstanding Discounted Balance	Number of Contracts	Outstanding Discounted Balance
Other Vehicles													
HOLDEN		440	5.83%	6,343,773.66 AUD	4.55%	104	2,082,418.62 AUD	336	4,261,355.04 AUD	336	5,191,968.86 AUD	104	1,151,804.80 AUD
LAND ROVER		144	1.91%	4,889,818.27 AUD	3.50%	95	3,777,831.47 AUD	49	1,111,986.80 AUD	125	4,407,171.32 AUD	19	482,646.95 AUD
SUBARU		233	3.09%	5,012,060.37 AUD	3.59%	45	1,061,006.89 AUD	188	3,951,053.48 AUD	194	4,433,614.21 AUD	39	578,446.16 AUD
NISSAN		124	1.64%	2,012,444.55 AUD	1.44%	47	1,032,604.20 AUD	77	979,840.35 AUD	94	1,586,830.06 AUD	30	425,614.49 AUD
FORD		127	1.68%	1,707,214.58 AUD	1.22%	39	671,057.02 AUD	88	1,036,157.56 AUD	90	1,332,037.91 AUD	37	375,176.67 AUD
MERCEDES-BENZ		32	0.42%	712,159.78 AUD	0.51%	16	462,528.08 AUD	16	249,631.70 AUD	9	312,542.26 AUD	23	399,617.52 AUD
TOYOTA		69	0.91%	747,789.34 AUD	0.54%	22	308,190.41 AUD	47	439,598.93 AUD	27	375,104.67 AUD	42	372,684.67 AUD
BMW		32	0.42%	700,826.39 AUD	0.50%	4	111,966.09 AUD	28	588,860.30 AUD	3	137,942.96 AUD	29	562,883.43 AUD
HONDA		75	0.99%	831,001.34 AUD	0.60%	9	145,166.15 AUD	66	685,835.19 AUD	47	559,488.95 AUD	28	271,512.39 AUD
VOLVO		25	0.33%	448,397.55 AUD	0.32%	10	271,080.34 AUD	15	177,317.21 AUD	14	318,176.27 AUD	11	130,221.28 AUD
SUZUKI		92	1.22%	886,983.40 AUD	0.64%	10	145,970.72 AUD	82	741,012.68 AUD	83	806,051.76 AUD	9	80,931.64 AUD
JAGUAR		14	0.19%	558,595.43 AUD	0.40%	8	341,150.51 AUD	6	217,444.92 AUD	11	486,427.67 AUD	3	72,167.76 AUD
KIA		56	0.74%	887,658.74 AUD	0.64%	9	212,700.65 AUD	47	674,958.09 AUD	51	840,603.15 AUD	5	47,055.59 AUD
MAZDA		38	0.50%	473,536.96 AUD	0.34%	9	186,039.10 AUD	29	287,497.86 AUD	18	280,088.69 AUD	20	193,448.27 AUD
MITSUBISHI		32	0.42%	472,222.31 AUD	0.34%	6	117,458.75 AUD	26	354,763.56 AUD	19	303,838.27 AUD	13	168,384.04 AUD
RENAULT		43	0.57%	708,855.76 AUD	0.51%	11	241,450.27 AUD	32	467,405.49 AUD	28	530,313.91 AUD	15	178,541.85 AUD
LEXUS		15	0.20%	260,686.68 AUD	0.19%	5	123,283.25 AUD	10	137,403.43 AUD	1	17,361.02 AUD	14	243,325.66 AUD
JEEP		13	0.17%	259,516.02 AUD	0.19%	4	122,715.58 AUD	9	136,800.44 AUD	9	178,531.85 AUD	4	80,984.17 AUD
MASERATI		1	0.01%	191,745.14 AUD	0.14%	1	191,745.14 AUD	-	- AUD	1	191,745.14 AUD	-	- AUD
HYUNDAI		16	0.21%	226,600.74 AUD	0.16%	5	86,960.15 AUD	11	139,640.59 AUD	10	140,639.54 AUD	6	85,961.20 AUD
ASTON MARTIN		1	0.01%	200,233.48 AUD	0.14%	1	200,233.48 AUD	-	- AUD	1	200,233.48 AUD	-	- AUD
PEUGEOT		11	0.15%	94,792.29 AUD	0.07%	1	66,746.04 AUD	4	28,046.25 AUD	4	38,786.94 AUD	7	56,005.35 AUD
ISUZU		5	0.07%	130,410.33 AUD	0.09%	2	45,665.06 AUD	3	84,745.27 AUD	5	130,410.33 AUD	-	- AUD
ALFA ROMEO		7	0.09%	93,165.38 AUD	0.07%	3	47,696.58 AUD	4	45,468.80 AUD	4	57,631.13 AUD	3	35,534.25 AUD
OPEL		10	0.13%	176,453.77 AUD	0.13%	2	37,098.55 AUD	8	139,355.22 AUD	10	176,453.77 AUD	-	- AUD
FERRARI		-	0.00%	- AUD	0.00%	-	- AUD	-	- AUD	-	- AUD	-	- AUD
GREAT WALL		10	0.13%	115,449.88 AUD	0.08%	3	38,433.32 AUD	7	77,016.56 AUD	8	90,223.84 AUD	2	25,226.04 AUD
FIAT		3	0.04%	22,587.50 AUD	0.02%	1	18,173.56 AUD	2	4,413.94 AUD	2	21,650.53 AUD	1	936.97 AUD
SSANGYONG		6	0.08%	66,478.69 AUD	0.05%	1	16,663.75 AUD	5	49,814.94 AUD	4	60,197.75 AUD	2	6,280.94 AUD
MINI		6	0.08%	82,841.14 AUD	0.06%	-	- AUD	6	82,841.14 AUD	-	- AUD	6	82,841.14 AUD
CITROEN		1	0.01%	23,412.71 AUD	0.02%	1	23,412.71 AUD	-	- AUD	1	23,412.71 AUD	-	- AUD
DODGE		4	0.05%	51,540.83 AUD	0.04%	1	17,769.24 AUD	3	33,771.59 AUD	-	- AUD	4	51,540.83 AUD
LOTUS		1	0.01%	33,804.34 AUD	0.02%	1	33,804.34 AUD	-	- AUD	1	33,804.34 AUD	-	- AUD
HUMMER		1	0.01%	9,324.83 AUD	0.01%	-	- AUD	1	9,324.83 AUD	-	- AUD	1	9,324.83 AUD
CHRYSLER		1	0.01%	6,898.05 AUD	0.00%	-	- AUD	1	6,898.05 AUD	-	- AUD	1	6,898.05 AUD
SAAB		-	0.00%	- AUD	0.00%	-	- AUD	-	- AUD	-	- AUD	-	- AUD
CHERY		1	0.01%	9,420.10 AUD	0.01%	-	- AUD	1	9,420.10 AUD	1	9,420.10 AUD	-	- AUD
Other Vehicles	SubTotal	1,689	22.39%	29,448,700.33 AUD	21.11%	482	12,239,020.02 AUD	1,207	17,209,680.31 AUD	1,211	23,272,703.39 AUD	478	6,175,996.94 AUD
Total		7,543	100.00%	139,510,089.73 AUD	100.00%	3,291	82,105,443.40 AUD	4,252	57,404,646.33 AUD	6,502	124,076,453.19 AUD	1,041	15,433,636.54 AUD

Pool Data VIII

Region

Region	Total Portfolio				Product Type					
	Number of Contracts	Percentage of Contracts	Outstanding Discounted Balance	Percentage of Balance	Hire Purchase		Chattel Mortgage		Consumer Loan	
					Number of Contracts	Outstanding Discounted Balance	Number of Contracts	Outstanding Discounted Balance	Number of Contracts	Outstanding Discounted Balance
Australian Capital Territory	228	3.02%	3,816,294.01 AUD	2.74%	22	231,994.75 AUD	45	922,926.44 AUD	161	2,661,372.82 AUD
New South Wales	3,171	42.04%	61,007,860.87 AUD	43.73%	511	9,837,053.00 AUD	674	13,335,096.99 AUD	1,986	37,835,710.88 AUD
Northern Territory	26	0.34%	597,931.79 AUD	0.43%	-	- AUD	6	169,275.91 AUD	20	428,655.88 AUD
Queensland	1,087	14.41%	21,310,478.57 AUD	15.28%	39	775,915.28 AUD	264	5,135,676.22 AUD	784	15,398,887.07 AUD
South Australia	337	4.47%	7,124,239.86 AUD	5.11%	6	84,254.29 AUD	123	2,842,696.35 AUD	208	4,197,289.22 AUD
Tasmania	15	0.20%	194,472.55 AUD	0.14%	1	3,231.91 AUD	4	41,062.55 AUD	10	150,178.09 AUD
Victoria	2,170	28.77%	34,850,119.55 AUD	24.98%	159	2,420,766.65 AUD	524	8,764,000.85 AUD	1,487	23,665,352.05 AUD
Western Australia	509	6.75%	10,608,692.53 AUD	7.60%	7	146,642.63 AUD	110	2,795,162.84 AUD	392	7,666,887.06 AUD
Total	7,543	100.00%	139,510,089.73 AUD	100.00%	745	13,499,858.51 AUD	1,750	34,005,898.15 AUD	5,048	92,004,333.07 AUD

Pool Data VIII

Region

Region	Total Portfolio				Balloon				Vehicle Status			
	Number of Contracts	Percentage of Contracts	Outstanding Discounted Balance	Percentage of Balance	Balloon		No Balloon		New		Used	
					Number of Contracts	Outstanding Discounted Balance	Number of Contracts	Outstanding Discounted Balance	Number of Contracts	Outstanding Discounted Balance	Number of Contracts	Outstanding Discounted Balance
Australian Capital Territory	228	3.02%	3,816,294.01 AUD	2.74%	70	1,646,512.01 AUD	158	2,169,782.00 AUD	190	3,424,292.61 AUD	38	392,001.40 AUD
New South Wales	3,171	42.04%	61,007,860.87 AUD	43.73%	1,477	37,805,552.09 AUD	1,694	23,202,308.78 AUD	2,656	53,040,791.79 AUD	515	7,967,069.08 AUD
Northern Territory	26	0.34%	597,931.79 AUD	0.43%	12	321,402.06 AUD	14	276,529.73 AUD	25	584,812.20 AUD	1	13,119.59 AUD
Queensland	1,087	14.41%	21,310,478.57 AUD	15.28%	485	12,684,962.52 AUD	602	8,625,516.05 AUD	981	19,436,339.25 AUD	106	1,874,139.32 AUD
South Australia	337	4.47%	7,124,239.86 AUD	5.11%	156	4,594,807.15 AUD	181	2,529,432.71 AUD	301	6,613,580.92 AUD	36	510,658.94 AUD
Tasmania	15	0.20%	194,472.55 AUD	0.14%	6	94,365.45 AUD	9	100,107.10 AUD	13	177,533.24 AUD	2	16,939.31 AUD
Victoria	2,170	28.77%	34,850,119.55 AUD	24.98%	870	18,309,861.58 AUD	1,300	16,540,257.97 AUD	1,899	31,597,315.02 AUD	271	3,252,804.53 AUD
Western Australia	509	6.75%	10,608,692.53 AUD	7.60%	215	6,647,980.54 AUD	294	3,960,711.99 AUD	437	9,201,788.16 AUD	72	1,406,904.37 AUD
Total	7,543	100.00%	139,510,089.73 AUD	100.00%	3,291	82,105,443.40 AUD	4,252	57,404,646.33 AUD	6,502	124,076,453.19 AUD	1,041	15,433,636.54 AUD

Individual Hardship Extensions*

Individual Extensions Approved For After Poolcut*	Number of Contracts	Percentage of Contracts	Outstanding Discounted Principal Balance	Percentage of Balance
None	7,475	99.10%	137,813,277.07 AUD	98.78%
1	64	0.85%	1,543,097.82 AUD	1.11%
2	2	0.03%	84,135.82 AUD	0.06%
3	2	0.03%	69,579.02 AUD	0.05%
Total	7,543	100.00%	139,510,089.73 AUD	100.00%

*Individual Hardship Extensions Approved For After Poolcut For Contracts Active At End of Reporting Period

Engine Type

Engine Type	Total Portfolio				Product Type					
	Number of Contracts	Percentage of Contracts	Outstanding Discounted Balance	Percentage of Balance	Hire Purchase		Chattel Mortgage		Consumer Loan	
					Number of Contracts	Outstanding Discounted Balance	Number of Contracts	Outstanding Discounted Balance	Number of Contracts	Outstanding Discounted Balance
EA 189	1,323	17.54%	22,287,907.54 AUD	15.98%	145	2,242,177.47 AUD	409	6,741,218.39 AUD	769	13,304,511.68 AUD
Other	6,220	82.46%	117,222,182.19 AUD	84.02%	600	11,257,681.04 AUD	1,341	27,264,679.76 AUD	4,279	78,699,821.39 AUD
Total	7,543	100.00%	139,510,089.73 AUD	100.00%	745	13,499,858.51 AUD	1,750	34,005,898.15 AUD	5,048	92,004,333.07 AUD

Engine Type

Engine Type	Total Portfolio				Balloon				Vehicle Status			
	Number of Contracts	Percentage of Contracts	Outstanding Discounted Balance	Percentage of Balance	Balloon		No Balloon		New		Used	
					Number of Contracts	Outstanding Discounted Balance	Number of Contracts	Outstanding Discounted Balance	Number of Contracts	Outstanding Discounted Balance	Number of Contracts	Outstanding Discounted Balance
EA 189	1,323	17.54%	22,287,907.54 AUD	15.98%	648	14,007,104.53 AUD	675	8,280,803.01 AUD	1,246	21,179,022.16 AUD	77	1,108,885.38 AUD
Other	6,220	82.46%	117,222,182.19 AUD	84.02%	2,643	68,098,338.87 AUD	3,577	49,123,843.32 AUD	5,256	102,897,431.03 AUD	964	14,324,751.16 AUD
Total	7,543	100.00%	139,510,089.73 AUD	100.00%	3,291	82,105,443.40 AUD	4,252	57,404,646.33 AUD	6,502	124,076,453.19 AUD	1,041	15,433,636.54 AUD

Contract Level Data **Net Salvage Recoveries By Contract By Month**

No.	Month / Year of Origination	Month / Year of Net Salvage	Outstanding Discounted Principal Balance at Poolcut	ABS Gross Salvage Loss	ABS Net Salvage Loss	ABS Recoveries After Net Salvage	ABS Net Salvage Loss After Recoveries	Loss Percentage on Poolcut Balance	Geographical Location of Borrower	Vehicle Type (New/Used)	Vehicle Manufacturer	Product Type
1	03/2013	01/2014	17,834.84 AUD	17,988.83 AUD	13,196.74 AUD	1,815.92 AUD	11,380.82 AUD	63.81%	Queensland	New	VOLKSWAGEN	Chattel Mortgage
2	08/2013	01/2014	16,963.32 AUD	16,294.09 AUD	13,508.04 AUD	467.88 AUD	13,040.16 AUD	76.87%	Northern Territory	Used	MITSUBISHI	Consumer Loan
3	01/2012	02/2014	32,104.79 AUD	32,381.08 AUD	16,558.04 AUD	(198.54) AUD	16,756.58 AUD	52.19%	New South Wales	New	FORD	Chattel Mortgage
4	04/2013	02/2014	14,402.40 AUD	14,584.67 AUD	7,922.78 AUD	- AUD	7,922.78 AUD	55.01%	Western Australia	Used	VOLKSWAGEN	Consumer Loan
5	09/2011	04/2014	56,523.70 AUD	54,000.02 AUD	31,527.23 AUD	464.37 AUD	31,062.86 AUD	54.96%	Queensland	New	VOLKSWAGEN	Chattel Mortgage
6	02/2009	06/2014	26,327.68 AUD	25,000.00 AUD	13,543.92 AUD	- AUD	13,543.92 AUD	51.44%	Victoria	Used	AUDI	Hire Purchase
7	09/2010	06/2014	12,100.57 AUD	10,687.19 AUD	5,236.55 AUD	- AUD	5,236.55 AUD	43.28%	Victoria	Used	HOLDEN	Hire Purchase
8	07/2011	06/2014	8,765.16 AUD	7,580.93 AUD	4,138.89 AUD	- AUD	4,138.89 AUD	47.22%	Queensland	Used	HOLDEN	Chattel Mortgage
9	08/2013	06/2014	30,463.63 AUD	26,211.36 AUD	11,672.91 AUD	- AUD	11,672.91 AUD	38.32%	Victoria	New	VOLKSWAGEN	Chattel Mortgage
10	12/2010	07/2014	35,677.22 AUD	31,679.40 AUD	20,908.65 AUD	- AUD	20,908.65 AUD	58.61%	South Australia	New	VOLKSWAGEN	Chattel Mortgage
11	01/2011	07/2014	29,114.43 AUD	25,422.37 AUD	9,578.33 AUD	81.12 AUD	9,497.21 AUD	32.62%	Queensland	New	VOLKSWAGEN	Chattel Mortgage
12	06/2011	07/2014	133,381.34 AUD	127,007.74 AUD	53,568.69 AUD	- AUD	53,568.69 AUD	40.16%	New South Wales	New	AUDI	Hire Purchase
13	08/2011	07/2014	21,241.85 AUD	18,468.33 AUD	4,143.24 AUD	587.06 AUD	3,556.18 AUD	16.74%	Queensland	Used	VOLKSWAGEN	Chattel Mortgage
14	10/2011	07/2014	42,613.24 AUD	42,950.34 AUD	43,105.65 AUD	18,216.50 AUD	24,889.15 AUD	58.41%	Queensland	New	FORD	Chattel Mortgage
15	09/2012	07/2014	45,178.26 AUD	42,089.98 AUD	12,271.19 AUD	- AUD	12,271.19 AUD	27.16%	Queensland	New	VOLKSWAGEN	Consumer Loan
16	02/2013	07/2014	47,321.60 AUD	45,583.12 AUD	14,822.59 AUD	- AUD	14,822.59 AUD	31.32%	New South Wales	New	VOLKSWAGEN	Consumer Loan
17	05/2009	08/2014	18,217.51 AUD	596.63 AUD	596.63 AUD	- AUD	596.63 AUD	3.28%	Victoria	New	VOLKSWAGEN	Consumer Loan
18	03/2010	08/2014	34,828.22 AUD	33,641.26 AUD	15,570.66 AUD	351.36 AUD	15,219.30 AUD	43.70%	Queensland	New	AUDI	Chattel Mortgage
19	04/2011	08/2014	32,166.13 AUD	26,446.12 AUD	14,367.87 AUD	- AUD	14,367.87 AUD	44.67%	Australian Capital Territory	New	SKODA	Chattel Mortgage
20	07/2013	08/2014	31,502.29 AUD	27,657.29 AUD	16,858.37 AUD	2,708.08 AUD	14,150.29 AUD	44.92%	Australian Capital Territory	Used	NISSAN	Consumer Loan
21	06/2011	09/2014	38,525.82 AUD	35,436.55 AUD	20,377.33 AUD	- AUD	20,377.33 AUD	52.89%	New South Wales	Used	VOLKSWAGEN	Hire Purchase
22	12/2011	09/2014	89,606.44 AUD	83,188.16 AUD	34,368.87 AUD	509.22 AUD	33,859.65 AUD	37.79%	New South Wales	New	AUDI	Chattel Mortgage
23	03/2013	09/2014	26,108.36 AUD	22,162.30 AUD	10,350.90 AUD	1,281.03 AUD	9,069.87 AUD	34.74%	Western Australia	Used	AUDI	Consumer Loan
24	06/2009	10/2014	10,761.50 AUD	8,124.11 AUD	582.61 AUD	- AUD	582.61 AUD	5.41%	Queensland	New	FORD	Chattel Mortgage
25	07/2010	10/2014	82,960.04 AUD	62,690.40 AUD	30,627.90 AUD	1,944.29 AUD	28,683.61 AUD	34.58%	New South Wales	New	AUDI	Hire Purchase
26	10/2012	10/2014	47,184.39 AUD	43,766.04 AUD	10,322.56 AUD	- AUD	10,322.56 AUD	21.88%	New South Wales	New	AUDI	Chattel Mortgage
27	11/2011	11/2014	27,724.97 AUD	22,938.50 AUD	8,897.92 AUD	1,341.68 AUD	7,556.24 AUD	27.25%	Victoria	New	HOLDEN	Chattel Mortgage
28	03/2012	11/2014	30,897.20 AUD	23,042.88 AUD	6,716.01 AUD	- AUD	6,716.01 AUD	21.74%	Queensland	New	VOLKSWAGEN	Consumer Loan
29	07/2011	12/2014	49,653.35 AUD	42,677.21 AUD	22,130.15 AUD	- AUD	22,130.15 AUD	44.57%	Victoria	New	VOLKSWAGEN	Hire Purchase
30	06/2013	12/2014	42,634.46 AUD	39,041.67 AUD	13,460.14 AUD	- AUD	13,460.14 AUD	31.57%	Western Australia	Used	AUDI	Consumer Loan
31	07/2013	12/2014	53,564.03 AUD	47,253.73 AUD	19,527.02 AUD	- AUD	19,527.02 AUD	36.46%	Australian Capital Territory	New	VOLKSWAGEN	Consumer Loan
32	06/2009	01/2015	6,671.30 AUD	682.82 AUD	682.82 AUD	- AUD	682.82 AUD	10.24%	New South Wales	Used	HOLDEN	Chattel Mortgage
33	01/2011	01/2015	31,314.00 AUD	24,718.69 AUD	11,514.90 AUD	283.74 AUD	11,231.16 AUD	35.87%	Queensland	New	ISUZU	Chattel Mortgage
34	07/2011	01/2015	39,184.21 AUD	25,512.74 AUD	25,512.74 AUD	18,718.23 AUD	6,794.51 AUD	17.34%	New South Wales	New	VOLKSWAGEN	Chattel Mortgage
35	08/2011	01/2015	27,479.97 AUD	20,000.00 AUD	- AUD	- AUD	- AUD	0.00%	South Australia	New	AUDI	Chattel Mortgage
36	09/2009	02/2015	6,120.92 AUD	2,284.56 AUD	2,284.56 AUD	- AUD	2,284.56 AUD	37.32%	New South Wales	Used	HONDA	Consumer Loan
37	10/2009	03/2015	15,311.59 AUD	554.67 AUD	554.67 AUD	- AUD	554.67 AUD	3.62%	Victoria	New	VOLKSWAGEN	Chattel Mortgage
38	10/2009	03/2015	11,027.06 AUD	345.43 AUD	345.43 AUD	360.00 AUD	(14.57) AUD	-0.13%	Western Australia	Used	MITSUBISHI	Chattel Mortgage
39	11/2009	03/2015	26,738.26 AUD	15,687.90 AUD	1,279.90 AUD	- AUD	1,279.90 AUD	4.79%	Queensland	New	VOLKSWAGEN	Chattel Mortgage
40	12/2009	03/2015	6,659.29 AUD	1,474.04 AUD	1,474.04 AUD	- AUD	1,474.04 AUD	22.14%	Victoria	New	FORD	Consumer Loan
41	05/2010	03/2015	53,827.31 AUD	41,503.36 AUD	15,840.30 AUD	(1,151.19) AUD	16,991.49 AUD	31.57%	New South Wales	New	AUDI	Hire Purchase
42	02/2011	03/2015	17,786.48 AUD	13,324.33 AUD	6,580.55 AUD	- AUD	6,580.55 AUD	37.00%	Australian Capital Territory	Used	VOLKSWAGEN	Chattel Mortgage
43	07/2012	03/2015	42,099.11 AUD	32,193.27 AUD	6,911.80 AUD	328.63 AUD	6,583.17 AUD	15.64%	South Australia	New	VOLKSWAGEN	Consumer Loan
44	06/2013	03/2015	66,768.22 AUD	61,394.36 AUD	33,762.03 AUD	12,272.72 AUD	21,489.31 AUD	32.18%	New South Wales	Used	AUDI	Consumer Loan
45	08/2013	03/2015	71,634.19 AUD	66,870.85 AUD	67,130.40 AUD	31,232.77 AUD	35,897.63 AUD	50.11%	Queensland	Used	AUDI	Consumer Loan
46	11/2011	04/2015	18,648.07 AUD	357.08 AUD	357.08 AUD	- AUD	357.08 AUD	1.91%	New South Wales	New	VOLKSWAGEN	Hire Purchase
47	03/2013	04/2015	19,942.54 AUD	15,727.73 AUD	6,188.55 AUD	- AUD	6,188.55 AUD	31.03%	Victoria	Used	HOLDEN	Chattel Mortgage
48	12/2009	05/2015	28,697.20 AUD	5,764.28 AUD	5,764.28 AUD	- AUD	5,764.28 AUD	20.09%	Victoria	New	MAZDA	Chattel Mortgage
49	01/2010	05/2015	30,529.93 AUD	7,713.04 AUD	7,713.04 AUD	- AUD	7,713.04 AUD	25.26%	Queensland	New	HOLDEN	Hire Purchase
50	08/2011	05/2015	17,797.36 AUD	11,748.91 AUD	11,748.91 AUD	- AUD	11,748.91 AUD	66.01%	New South Wales	New	GREAT WALL	Chattel Mortgage
51	09/2011	05/2015	43,590.44 AUD	35,489.66 AUD	19,599.90 AUD	282.03 AUD	19,317.87 AUD	44.32%	New South Wales	New	AUDI	Hire Purchase
52	10/2011	05/2015	49,475.31 AUD	41,754.73 AUD	41,754.73 AUD	(260.67) AUD	42,015.40 AUD	84.92%	Victoria	New	VOLKSWAGEN	Chattel Mortgage
53	11/2012	05/2015	59,243.76 AUD	28,939.20 AUD	28,939.20 AUD	1,870.12 AUD	27,069.08 AUD	45.69%	Australian Capital Territory	New	VOLKSWAGEN	Chattel Mortgage
54	03/2013	05/2015	35,434.87 AUD	16,717.00 AUD	16,717.00 AUD	(566.00) AUD	17,283.00 AUD	48.77%	Queensland	New	VOLKSWAGEN	Consumer Loan
55	04/2013	05/2015	27,366.29 AUD	24,589.43 AUD	24,589.43 AUD	(487.31) AUD	25,076.74 AUD	91.63%	Victoria	New	VOLKSWAGEN	Consumer Loan
56	02/2010	06/2015	9,387.82 AUD	1,546.63 AUD	1,546.63 AUD	90.91 AUD	1,455.72 AUD	15.51%	New South Wales	Used	VOLKSWAGEN	Hire Purchase
57	05/2011	06/2015	10,801.15 AUD	1,115.49 AUD	1,115.49 AUD	- AUD	1,115.49 AUD	10.33%	New South Wales	New	NISSAN	Consumer Loan
58	12/2011	06/2015	51,058.79 AUD	42,686.49 AUD	42,686.49 AUD	418.60 AUD	42,267.89 AUD	82.78%	Victoria	New	VOLKSWAGEN	Chattel Mortgage
59	03/2011	07/2015	30,609.06 AUD	- AUD	- AUD	- AUD	- AUD	0.00%	South Australia	New	HOLDEN	Chattel Mortgage
60	04/2011	07/2015	35,606.18 AUD	14,748.57 AUD	14,748.57 AUD	- AUD	14,748.57 AUD	41.42%	Queensland	New	VOLKSWAGEN	Chattel Mortgage
61	10/2011	07/2015	24,411.44 AUD	10,316.78 AUD	10,316.78 AUD	1,163.69 AUD	9,153.09 AUD	37.50%	Victoria	New	VOLKSWAGEN	Chattel Mortgage
62	10/2011	07/2015	39,846.08 AUD	10,843.15 AUD	10,843.15 AUD	- AUD	10,843.15 AUD	27.21%	Queensland	New	VOLKSWAGEN	Chattel Mortgage

Contract Level Data Net Salvage Recoveries By Contract By Month

No.	Month / Year of Origination	Month / Year of Net Salvage	Outstanding Discounted Principal Balance at Poolcut	ABS Gross Salvage Loss	ABS Net Salvage Loss	ABS Recoveries After Net Salvage	ABS Net Salvage Loss After Recoveries	Loss Percentage on Poolcut Balance	Geographical Location of Borrower	Vehicle Type (New/Used)	Vehicle Manufacturer	Product Type
63	06/2012	07/2015	47,433.14 AUD	24,628.37 AUD	24,628.37 AUD	- AUD	24,628.37 AUD	51.92%	Queensland	New	PEUGEOT	Consumer Loan
64	05/2010	08/2015	10,688.76 AUD	325.58 AUD	325.58 AUD	- AUD	325.58 AUD	3.05%	Victoria	Used	HOLDEN	Hire Purchase
65	09/2012	08/2015	19,592.69 AUD	10,089.07 AUD	10,089.07 AUD	280.83 AUD	9,808.24 AUD	50.06%	New South Wales	New	FORD	Consumer Loan
66	02/2013	08/2015	27,581.17 AUD	1,403.05 AUD	1,403.05 AUD	- AUD	1,403.05 AUD	5.09%	Victoria	New	VOLKSWAGEN	Chattel Mortgage
67	05/2011	09/2015	43,936.38 AUD	13,628.65 AUD	13,628.65 AUD	- AUD	13,628.65 AUD	31.02%	New South Wales	New	AUDI	Hire Purchase
68	05/2011	09/2015	28,456.86 AUD	2,328.19 AUD	2,328.19 AUD	- AUD	2,328.19 AUD	8.18%	Victoria	Used	HOLDEN	Chattel Mortgage
69	11/2012	09/2015	23,908.34 AUD	13,033.38 AUD	13,033.38 AUD	551.84 AUD	12,481.54 AUD	52.21%	Queensland	Used	VOLKSWAGEN	Consumer Loan
70	12/2010	10/2015	23,904.86 AUD	9,813.30 AUD	9,813.30 AUD	- AUD	9,813.30 AUD	41.05%	Victoria	New	HOLDEN	Chattel Mortgage
71	07/2012	10/2015	37,680.54 AUD	16,077.37 AUD	16,077.37 AUD	- AUD	16,077.37 AUD	42.67%	New South Wales	New	SUBARU	Chattel Mortgage
Total	71		4,129,124.13 AUD	1,724,524.45 AUD	1,010,288.71 AUD	94,958.91 AUD	915,329.80 AUD					

Contract Level Data **Net Salvage Recoveries By Contract By Month**

No.	Month / Year of Origination	Month / Year of Net Salvage	Nov-13	Dec-13	Jan-14	Feb-14	Mar-14	Apr-14	May-14	Jun-14	Jul-14
1	03/2013	01/2014	- AUD	- AUD	- AUD	1,815.92 AUD	- AUD	- AUD	- AUD	- AUD	- AUD
2	08/2013	01/2014	- AUD	- AUD	- AUD	467.88 AUD	- AUD	- AUD	- AUD	- AUD	- AUD
3	01/2012	02/2014	- AUD	- AUD	- AUD	(896.88) AUD	- AUD	- AUD	- AUD	- AUD	- AUD
4	04/2013	02/2014	- AUD	- AUD	- AUD	- AUD	- AUD	- AUD	- AUD	- AUD	- AUD
5	09/2011	04/2014	- AUD	- AUD	- AUD	- AUD	- AUD	- AUD	464.37 AUD	- AUD	- AUD
6	02/2009	06/2014	- AUD	- AUD	- AUD	- AUD	- AUD	- AUD	- AUD	- AUD	- AUD
7	09/2010	06/2014	- AUD	- AUD	- AUD	- AUD	- AUD	- AUD	- AUD	- AUD	- AUD
8	07/2011	06/2014	- AUD	- AUD	- AUD	- AUD	- AUD	- AUD	- AUD	- AUD	- AUD
9	08/2013	06/2014	- AUD	- AUD	- AUD	- AUD	- AUD	- AUD	- AUD	- AUD	- AUD
10	12/2010	07/2014	- AUD	- AUD	- AUD	- AUD	- AUD	- AUD	- AUD	- AUD	- AUD
11	01/2011	07/2014	- AUD	- AUD	- AUD	- AUD	- AUD	- AUD	- AUD	- AUD	- AUD
12	06/2011	07/2014	- AUD	- AUD	- AUD	- AUD	- AUD	- AUD	- AUD	- AUD	- AUD
13	08/2011	07/2014	- AUD	- AUD	- AUD	- AUD	- AUD	- AUD	- AUD	- AUD	587.06 AUD
14	10/2011	07/2014	- AUD	- AUD	- AUD	- AUD	- AUD	- AUD	- AUD	- AUD	(3,025.00) AUD
15	09/2012	07/2014	- AUD	- AUD	- AUD	- AUD	- AUD	- AUD	- AUD	- AUD	- AUD
16	02/2013	07/2014	- AUD	- AUD	- AUD	- AUD	- AUD	- AUD	- AUD	- AUD	- AUD
17	05/2009	08/2014	- AUD	- AUD	- AUD	- AUD	- AUD	- AUD	- AUD	- AUD	- AUD
18	03/2010	08/2014	- AUD	- AUD	- AUD	- AUD	- AUD	- AUD	- AUD	- AUD	- AUD
19	04/2011	08/2014	- AUD	- AUD	- AUD	- AUD	- AUD	- AUD	- AUD	- AUD	- AUD
20	07/2013	08/2014	- AUD	- AUD	- AUD	- AUD	- AUD	- AUD	- AUD	- AUD	- AUD
21	06/2011	09/2014	- AUD	- AUD	- AUD	- AUD	- AUD	- AUD	- AUD	- AUD	- AUD
22	12/2011	09/2014	- AUD	- AUD	- AUD	- AUD	- AUD	- AUD	- AUD	- AUD	- AUD
23	03/2013	09/2014	- AUD	- AUD	- AUD	- AUD	- AUD	- AUD	- AUD	- AUD	- AUD
24	06/2009	10/2014	- AUD	- AUD	- AUD	- AUD	- AUD	- AUD	- AUD	- AUD	- AUD
25	07/2010	10/2014	- AUD	- AUD	- AUD	- AUD	- AUD	- AUD	- AUD	- AUD	- AUD
26	10/2012	10/2014	- AUD	- AUD	- AUD	- AUD	- AUD	- AUD	- AUD	- AUD	- AUD
27	11/2011	11/2014	- AUD	- AUD	- AUD	- AUD	- AUD	- AUD	- AUD	- AUD	- AUD
28	03/2012	11/2014	- AUD	- AUD	- AUD	- AUD	- AUD	- AUD	- AUD	- AUD	- AUD
29	07/2011	12/2014	- AUD	- AUD	- AUD	- AUD	- AUD	- AUD	- AUD	- AUD	- AUD
30	06/2013	12/2014	- AUD	- AUD	- AUD	- AUD	- AUD	- AUD	- AUD	- AUD	- AUD
31	07/2013	12/2014	- AUD	- AUD	- AUD	- AUD	- AUD	- AUD	- AUD	- AUD	- AUD
32	06/2009	01/2015	- AUD	- AUD	- AUD	- AUD	- AUD	- AUD	- AUD	- AUD	- AUD
33	01/2011	01/2015	- AUD	- AUD	- AUD	- AUD	- AUD	- AUD	- AUD	- AUD	- AUD
34	07/2011	01/2015	- AUD	- AUD	- AUD	- AUD	- AUD	- AUD	- AUD	- AUD	- AUD
35	08/2011	01/2015	- AUD	- AUD	- AUD	- AUD	- AUD	- AUD	- AUD	- AUD	- AUD
36	09/2009	02/2015	- AUD	- AUD	- AUD	- AUD	- AUD	- AUD	- AUD	- AUD	- AUD
37	10/2009	03/2015	- AUD	- AUD	- AUD	- AUD	- AUD	- AUD	- AUD	- AUD	- AUD
38	10/2009	03/2015	- AUD	- AUD	- AUD	- AUD	- AUD	- AUD	- AUD	- AUD	- AUD
39	11/2009	03/2015	- AUD	- AUD	- AUD	- AUD	- AUD	- AUD	- AUD	- AUD	- AUD
40	12/2009	03/2015	- AUD	- AUD	- AUD	- AUD	- AUD	- AUD	- AUD	- AUD	- AUD
41	05/2010	03/2015	- AUD	- AUD	- AUD	- AUD	- AUD	- AUD	- AUD	- AUD	- AUD
42	02/2011	03/2015	- AUD	- AUD	- AUD	- AUD	- AUD	- AUD	- AUD	- AUD	- AUD
43	07/2012	03/2015	- AUD	- AUD	- AUD	- AUD	- AUD	- AUD	- AUD	- AUD	- AUD
44	06/2013	03/2015	- AUD	- AUD	- AUD	- AUD	- AUD	- AUD	- AUD	- AUD	- AUD
45	08/2013	03/2015	- AUD	- AUD	- AUD	- AUD	- AUD	- AUD	- AUD	- AUD	- AUD
46	11/2011	04/2015	- AUD	- AUD	- AUD	- AUD	- AUD	- AUD	- AUD	- AUD	- AUD
47	03/2013	04/2015	- AUD	- AUD	- AUD	- AUD	- AUD	- AUD	- AUD	- AUD	- AUD
48	12/2009	05/2015	- AUD	- AUD	- AUD	- AUD	- AUD	- AUD	- AUD	- AUD	- AUD
49	01/2010	05/2015	- AUD	- AUD	- AUD	- AUD	- AUD	- AUD	- AUD	- AUD	- AUD
50	08/2011	05/2015	- AUD	- AUD	- AUD	- AUD	- AUD	- AUD	- AUD	- AUD	- AUD
51	09/2011	05/2015	- AUD	- AUD	- AUD	- AUD	- AUD	- AUD	- AUD	- AUD	- AUD
52	10/2011	05/2015	- AUD	- AUD	- AUD	- AUD	- AUD	- AUD	- AUD	- AUD	- AUD
53	11/2012	05/2015	- AUD	- AUD	- AUD	- AUD	- AUD	- AUD	- AUD	- AUD	- AUD
54	03/2013	05/2015	- AUD	- AUD	- AUD	- AUD	- AUD	- AUD	- AUD	- AUD	- AUD
55	04/2013	05/2015	- AUD	- AUD	- AUD	- AUD	- AUD	- AUD	- AUD	- AUD	- AUD
56	02/2010	06/2015	- AUD	- AUD	- AUD	- AUD	- AUD	- AUD	- AUD	- AUD	- AUD
57	05/2011	06/2015	- AUD	- AUD	- AUD	- AUD	- AUD	- AUD	- AUD	- AUD	- AUD
58	12/2011	06/2015	- AUD	- AUD	- AUD	- AUD	- AUD	- AUD	- AUD	- AUD	- AUD
59	03/2011	07/2015	- AUD	- AUD	- AUD	- AUD	- AUD	- AUD	- AUD	- AUD	- AUD
60	04/2011	07/2015	- AUD	- AUD	- AUD	- AUD	- AUD	- AUD	- AUD	- AUD	- AUD
61	10/2011	07/2015	- AUD	- AUD	- AUD	- AUD	- AUD	- AUD	- AUD	- AUD	- AUD
62	10/2011	07/2015	- AUD	- AUD	- AUD	- AUD	- AUD	- AUD	- AUD	- AUD	- AUD

Contract Level Data Net Salvage Recoveries By Contract By Month

No.	Month / Year of Origination	Month / Year of Net Salvage	Nov-13	Dec-13	Jan-14	Feb-14	Mar-14	Apr-14	May-14	Jun-14	Jul-14
63	06/2012	07/2015	- AUD	- AUD	- AUD	- AUD	- AUD	- AUD	- AUD	- AUD	- AUD
64	05/2010	08/2015	- AUD	- AUD	- AUD	- AUD	- AUD	- AUD	- AUD	- AUD	- AUD
65	09/2012	08/2015	- AUD	- AUD	- AUD	- AUD	- AUD	- AUD	- AUD	- AUD	- AUD
66	02/2013	08/2015	- AUD	- AUD	- AUD	- AUD	- AUD	- AUD	- AUD	- AUD	- AUD
67	05/2011	09/2015	- AUD	- AUD	- AUD	- AUD	- AUD	- AUD	- AUD	- AUD	- AUD
68	05/2011	09/2015	- AUD	- AUD	- AUD	- AUD	- AUD	- AUD	- AUD	- AUD	- AUD
69	11/2012	09/2015	- AUD	- AUD	- AUD	- AUD	- AUD	- AUD	- AUD	- AUD	- AUD
70	12/2010	10/2015	- AUD	- AUD	- AUD	- AUD	- AUD	- AUD	- AUD	- AUD	- AUD
71	07/2012	10/2015	- AUD	- AUD	- AUD	- AUD	- AUD	- AUD	- AUD	- AUD	- AUD
Total	71		- AUD	- AUD	- AUD	1,386.92 AUD	- AUD	- AUD	464.37 AUD	- AUD	(2,437.94) AUD

Contract Level Data **Net Salvage Recoveries By Contract By Month**

No.	Month / Year of Origination	Month / Year of Net Salvage	Aug-14	Sep-14	Oct-14	Nov-14	Dec-14	Jan-15	Feb-15	Mar-15	Apr-15
1	03/2013	01/2014	- AUD	- AUD	- AUD	- AUD	- AUD	- AUD	- AUD	- AUD	- AUD
2	08/2013	01/2014	- AUD	- AUD	- AUD	- AUD	- AUD	- AUD	- AUD	- AUD	- AUD
3	01/2012	02/2014	- AUD	- AUD	- AUD	- AUD	- AUD	- AUD	- AUD	- AUD	- AUD
4	04/2013	02/2014	- AUD	- AUD	- AUD	- AUD	- AUD	- AUD	- AUD	- AUD	- AUD
5	09/2011	04/2014	- AUD	- AUD	- AUD	- AUD	- AUD	- AUD	- AUD	- AUD	- AUD
6	02/2009	06/2014	- AUD	- AUD	- AUD	- AUD	- AUD	- AUD	- AUD	- AUD	- AUD
7	09/2010	06/2014	- AUD	- AUD	- AUD	- AUD	- AUD	- AUD	- AUD	- AUD	- AUD
8	07/2011	06/2014	- AUD	- AUD	- AUD	- AUD	- AUD	- AUD	- AUD	- AUD	- AUD
9	08/2013	06/2014	- AUD	- AUD	- AUD	- AUD	- AUD	- AUD	- AUD	- AUD	- AUD
10	12/2010	07/2014	- AUD	- AUD	- AUD	- AUD	- AUD	- AUD	- AUD	- AUD	- AUD
11	01/2011	07/2014	- AUD	- AUD	- AUD	- AUD	- AUD	- AUD	- AUD	- AUD	- AUD
12	06/2011	07/2014	- AUD	- AUD	- AUD	- AUD	- AUD	- AUD	- AUD	- AUD	- AUD
13	08/2011	07/2014	- AUD	- AUD	- AUD	- AUD	- AUD	- AUD	- AUD	- AUD	- AUD
14	10/2011	07/2014	- AUD	21,241.50 AUD	- AUD	- AUD	- AUD	- AUD	- AUD	- AUD	- AUD
15	09/2012	07/2014	- AUD	- AUD	- AUD	- AUD	- AUD	- AUD	- AUD	- AUD	- AUD
16	02/2013	07/2014	- AUD	- AUD	- AUD	- AUD	- AUD	- AUD	- AUD	- AUD	- AUD
17	05/2009	08/2014	- AUD	- AUD	- AUD	- AUD	- AUD	- AUD	- AUD	- AUD	- AUD
18	03/2010	08/2014	- AUD	351.36 AUD	- AUD	- AUD	- AUD	- AUD	- AUD	- AUD	- AUD
19	04/2011	08/2014	- AUD	- AUD	- AUD	- AUD	- AUD	- AUD	- AUD	- AUD	- AUD
20	07/2013	08/2014	- AUD	- AUD	- AUD	- AUD	- AUD	- AUD	- AUD	- AUD	- AUD
21	06/2011	09/2014	- AUD	- AUD	- AUD	- AUD	- AUD	- AUD	- AUD	- AUD	- AUD
22	12/2011	09/2014	- AUD	- AUD	509.22 AUD	- AUD	- AUD	- AUD	- AUD	- AUD	- AUD
23	03/2013	09/2014	- AUD	- AUD	- AUD	- AUD	- AUD	359.94 AUD	- AUD	- AUD	308.52 AUD
24	06/2009	10/2014	- AUD	- AUD	- AUD	- AUD	- AUD	- AUD	- AUD	- AUD	- AUD
25	07/2010	10/2014	- AUD	- AUD	- AUD	- AUD	- AUD	- AUD	- AUD	- AUD	- AUD
26	10/2012	10/2014	- AUD	- AUD	- AUD	- AUD	- AUD	- AUD	- AUD	- AUD	- AUD
27	11/2011	11/2014	- AUD	- AUD	- AUD	- AUD	- AUD	- AUD	- AUD	- AUD	1,341.68 AUD
28	03/2012	11/2014	- AUD	- AUD	- AUD	- AUD	- AUD	- AUD	- AUD	- AUD	- AUD
29	07/2011	12/2014	- AUD	- AUD	- AUD	- AUD	- AUD	- AUD	- AUD	- AUD	- AUD
30	06/2013	12/2014	- AUD	- AUD	- AUD	- AUD	- AUD	- AUD	- AUD	- AUD	- AUD
31	07/2013	12/2014	- AUD	- AUD	- AUD	- AUD	- AUD	- AUD	- AUD	- AUD	- AUD
32	06/2009	01/2015	- AUD	- AUD	- AUD	- AUD	- AUD	- AUD	- AUD	- AUD	- AUD
33	01/2011	01/2015	- AUD	- AUD	- AUD	- AUD	- AUD	- AUD	- AUD	- AUD	- AUD
34	07/2011	01/2015	- AUD	- AUD	- AUD	- AUD	- AUD	(1,314.50) AUD	20,032.73 AUD	- AUD	- AUD
35	08/2011	01/2015	- AUD	- AUD	- AUD	- AUD	- AUD	- AUD	- AUD	- AUD	- AUD
36	09/2009	02/2015	- AUD	- AUD	- AUD	- AUD	- AUD	- AUD	- AUD	- AUD	- AUD
37	10/2009	03/2015	- AUD	- AUD	- AUD	- AUD	- AUD	- AUD	- AUD	- AUD	- AUD
38	10/2009	03/2015	- AUD	- AUD	- AUD	- AUD	- AUD	- AUD	- AUD	- AUD	- AUD
39	11/2009	03/2015	- AUD	- AUD	- AUD	- AUD	- AUD	- AUD	- AUD	- AUD	- AUD
40	12/2009	03/2015	- AUD	- AUD	- AUD	- AUD	- AUD	- AUD	- AUD	- AUD	- AUD
41	05/2010	03/2015	- AUD	- AUD	- AUD	- AUD	- AUD	- AUD	- AUD	(1,197.06) AUD	- AUD
42	02/2011	03/2015	- AUD	- AUD	- AUD	- AUD	- AUD	- AUD	- AUD	- AUD	- AUD
43	07/2012	03/2015	- AUD	- AUD	- AUD	- AUD	- AUD	- AUD	- AUD	- AUD	- AUD
44	06/2013	03/2015	- AUD	- AUD	- AUD	- AUD	- AUD	- AUD	- AUD	- AUD	- AUD
45	08/2013	03/2015	- AUD	- AUD	- AUD	- AUD	- AUD	- AUD	- AUD	(1,259.50) AUD	32,492.27 AUD
46	11/2011	04/2015	- AUD	- AUD	- AUD	- AUD	- AUD	- AUD	- AUD	- AUD	(110.00) AUD
47	03/2013	04/2015	- AUD	- AUD	- AUD	- AUD	- AUD	- AUD	- AUD	- AUD	- AUD
48	12/2009	05/2015	- AUD	- AUD	- AUD	- AUD	- AUD	- AUD	- AUD	- AUD	- AUD
49	01/2010	05/2015	- AUD	- AUD	- AUD	- AUD	- AUD	- AUD	- AUD	- AUD	- AUD
50	08/2011	05/2015	- AUD	- AUD	- AUD	- AUD	- AUD	- AUD	- AUD	- AUD	- AUD
51	09/2011	05/2015	- AUD	- AUD	- AUD	- AUD	- AUD	- AUD	- AUD	- AUD	- AUD
52	10/2011	05/2015	- AUD	- AUD	- AUD	- AUD	- AUD	- AUD	- AUD	- AUD	- AUD
53	11/2012	05/2015	- AUD	- AUD	- AUD	- AUD	- AUD	- AUD	- AUD	- AUD	- AUD
54	03/2013	05/2015	- AUD	- AUD	- AUD	- AUD	- AUD	- AUD	- AUD	- AUD	- AUD
55	04/2013	05/2015	- AUD	- AUD	- AUD	- AUD	- AUD	- AUD	- AUD	- AUD	- AUD
56	02/2010	06/2015	- AUD	- AUD	- AUD	- AUD	- AUD	- AUD	- AUD	- AUD	- AUD
57	05/2011	06/2015	- AUD	- AUD	- AUD	- AUD	- AUD	- AUD	- AUD	- AUD	- AUD
58	12/2011	06/2015	- AUD	- AUD	- AUD	- AUD	- AUD	- AUD	- AUD	- AUD	- AUD
59	03/2011	07/2015	- AUD	- AUD	- AUD	- AUD	- AUD	- AUD	- AUD	- AUD	- AUD
60	04/2011	07/2015	- AUD	- AUD	- AUD	- AUD	- AUD	- AUD	- AUD	- AUD	- AUD
61	10/2011	07/2015	- AUD	- AUD	- AUD	- AUD	- AUD	- AUD	- AUD	- AUD	- AUD
62	10/2011	07/2015	- AUD	- AUD	- AUD	- AUD	- AUD	- AUD	- AUD	- AUD	- AUD

Contract Level Data Net Salvage Recoveries By Contract By Month

No.	Month / Year of Origination	Month / Year of Net Salvage	Aug-14	Sep-14	Oct-14	Nov-14	Dec-14	Jan-15	Feb-15	Mar-15	Apr-15
63	06/2012	07/2015	- AUD	- AUD	- AUD	- AUD	- AUD	- AUD	- AUD	- AUD	- AUD
64	05/2010	08/2015	- AUD	- AUD	- AUD	- AUD	- AUD	- AUD	- AUD	- AUD	- AUD
65	09/2012	08/2015	- AUD	- AUD	- AUD	- AUD	- AUD	- AUD	- AUD	- AUD	- AUD
66	02/2013	08/2015	- AUD	- AUD	- AUD	- AUD	- AUD	- AUD	- AUD	- AUD	- AUD
67	05/2011	09/2015	- AUD	- AUD	- AUD	- AUD	- AUD	- AUD	- AUD	- AUD	- AUD
68	05/2011	09/2015	- AUD	- AUD	- AUD	- AUD	- AUD	- AUD	- AUD	- AUD	- AUD
69	11/2012	09/2015	- AUD	- AUD	- AUD	- AUD	- AUD	- AUD	- AUD	- AUD	- AUD
70	12/2010	10/2015	- AUD	- AUD	- AUD	- AUD	- AUD	- AUD	- AUD	- AUD	- AUD
71	07/2012	10/2015	- AUD	- AUD	- AUD	- AUD	- AUD	- AUD	- AUD	- AUD	- AUD
Total	71		- AUD	21,592.86 AUD	509.22 AUD	- AUD	- AUD	(954.56) AUD	20,032.73 AUD	(2,456.56) AUD	34,032.47 AUD

Contract Level Data **Net Salvage Recoveries By Contract By Month**

No.	Month / Year of Origination	Month / Year of Net Salvage	May-15	Jun-15	Jul-15	Aug-15	Sep-15	Oct-15	Nov-15	Dec-15	Jan-16
1	03/2013	01/2014	- AUD	- AUD	- AUD	- AUD	- AUD	- AUD	- AUD	- AUD	- AUD
2	08/2013	01/2014	- AUD	- AUD	- AUD	- AUD	- AUD	- AUD	- AUD	- AUD	- AUD
3	01/2012	02/2014	- AUD	- AUD	- AUD	698.34 AUD	- AUD	- AUD	- AUD	- AUD	- AUD
4	04/2013	02/2014	- AUD	- AUD	- AUD	- AUD	- AUD	- AUD	- AUD	- AUD	- AUD
5	09/2011	04/2014	- AUD	- AUD	- AUD	- AUD	- AUD	- AUD	- AUD	- AUD	- AUD
6	02/2009	06/2014	- AUD	- AUD	- AUD	- AUD	- AUD	- AUD	- AUD	- AUD	- AUD
7	09/2010	06/2014	- AUD	- AUD	- AUD	- AUD	- AUD	- AUD	- AUD	- AUD	- AUD
8	07/2011	06/2014	- AUD	- AUD	- AUD	- AUD	- AUD	- AUD	- AUD	- AUD	- AUD
9	08/2013	06/2014	- AUD	- AUD	- AUD	- AUD	- AUD	- AUD	- AUD	- AUD	- AUD
10	12/2010	07/2014	- AUD	- AUD	- AUD	- AUD	- AUD	- AUD	- AUD	- AUD	- AUD
11	01/2011	07/2014	- AUD	- AUD	- AUD	- AUD	81.12 AUD	- AUD	- AUD	- AUD	- AUD
12	06/2011	07/2014	- AUD	- AUD	- AUD	- AUD	- AUD	- AUD	- AUD	- AUD	- AUD
13	08/2011	07/2014	- AUD	- AUD	- AUD	- AUD	- AUD	- AUD	- AUD	- AUD	- AUD
14	10/2011	07/2014	- AUD	- AUD	- AUD	- AUD	- AUD	- AUD	- AUD	- AUD	- AUD
15	09/2012	07/2014	- AUD	- AUD	- AUD	- AUD	- AUD	- AUD	- AUD	- AUD	- AUD
16	02/2013	07/2014	- AUD	- AUD	- AUD	- AUD	- AUD	- AUD	- AUD	- AUD	- AUD
17	05/2009	08/2014	- AUD	- AUD	- AUD	- AUD	- AUD	- AUD	- AUD	- AUD	- AUD
18	03/2010	08/2014	- AUD	- AUD	- AUD	- AUD	- AUD	- AUD	- AUD	- AUD	- AUD
19	04/2011	08/2014	- AUD	- AUD	- AUD	- AUD	- AUD	- AUD	- AUD	- AUD	- AUD
20	07/2013	08/2014	- AUD	- AUD	- AUD	2,708.08 AUD	- AUD	- AUD	- AUD	- AUD	- AUD
21	06/2011	09/2014	- AUD	- AUD	- AUD	- AUD	- AUD	- AUD	- AUD	- AUD	- AUD
22	12/2011	09/2014	- AUD	- AUD	- AUD	- AUD	- AUD	- AUD	- AUD	- AUD	- AUD
23	03/2013	09/2014	- AUD	- AUD	308.52 AUD	- AUD	- AUD	304.05 AUD	- AUD	- AUD	- AUD
24	06/2009	10/2014	- AUD	- AUD	- AUD	- AUD	- AUD	- AUD	- AUD	- AUD	- AUD
25	07/2010	10/2014	1,944.29 AUD	- AUD	- AUD	- AUD	- AUD	- AUD	- AUD	- AUD	- AUD
26	10/2012	10/2014	- AUD	- AUD	- AUD	- AUD	- AUD	- AUD	- AUD	- AUD	- AUD
27	11/2011	11/2014	- AUD	- AUD	- AUD	- AUD	- AUD	- AUD	- AUD	- AUD	- AUD
28	03/2012	11/2014	- AUD	- AUD	- AUD	- AUD	- AUD	- AUD	- AUD	- AUD	- AUD
29	07/2011	12/2014	- AUD	- AUD	- AUD	- AUD	- AUD	- AUD	- AUD	- AUD	- AUD
30	06/2013	12/2014	- AUD	- AUD	- AUD	- AUD	- AUD	- AUD	- AUD	- AUD	- AUD
31	07/2013	12/2014	- AUD	- AUD	- AUD	- AUD	- AUD	- AUD	- AUD	- AUD	- AUD
32	06/2009	01/2015	- AUD	- AUD	- AUD	- AUD	- AUD	- AUD	- AUD	- AUD	- AUD
33	01/2011	01/2015	- AUD	- AUD	- AUD	283.74 AUD	- AUD	- AUD	- AUD	- AUD	- AUD
34	07/2011	01/2015	- AUD	- AUD	- AUD	- AUD	- AUD	- AUD	- AUD	- AUD	- AUD
35	08/2011	01/2015	- AUD	- AUD	- AUD	- AUD	- AUD	- AUD	- AUD	- AUD	- AUD
36	09/2009	02/2015	- AUD	- AUD	- AUD	- AUD	- AUD	- AUD	- AUD	- AUD	- AUD
37	10/2009	03/2015	- AUD	- AUD	- AUD	- AUD	- AUD	- AUD	- AUD	- AUD	- AUD
38	10/2009	03/2015	- AUD	- AUD	- AUD	- AUD	360.00 AUD	- AUD	- AUD	- AUD	- AUD
39	11/2009	03/2015	- AUD	- AUD	- AUD	- AUD	- AUD	- AUD	- AUD	- AUD	- AUD
40	12/2009	03/2015	- AUD	- AUD	- AUD	- AUD	- AUD	- AUD	- AUD	- AUD	- AUD
41	05/2010	03/2015	- AUD	- AUD	- AUD	45.87 AUD	- AUD	- AUD	- AUD	- AUD	- AUD
42	02/2011	03/2015	- AUD	- AUD	- AUD	- AUD	- AUD	- AUD	- AUD	- AUD	- AUD
43	07/2012	03/2015	- AUD	- AUD	- AUD	328.63 AUD	- AUD	- AUD	- AUD	- AUD	- AUD
44	06/2013	03/2015	- AUD	- AUD	4,545.45 AUD	7,727.27 AUD	- AUD	- AUD	- AUD	- AUD	- AUD
45	08/2013	03/2015	- AUD	- AUD	- AUD	- AUD	- AUD	- AUD	- AUD	- AUD	- AUD
46	11/2011	04/2015	- AUD	- AUD	110.00 AUD	- AUD	- AUD	- AUD	- AUD	- AUD	- AUD
47	03/2013	04/2015	- AUD	- AUD	- AUD	- AUD	- AUD	- AUD	- AUD	- AUD	- AUD
48	12/2009	05/2015	- AUD	- AUD	- AUD	- AUD	- AUD	- AUD	- AUD	- AUD	- AUD
49	01/2010	05/2015	- AUD	- AUD	- AUD	- AUD	- AUD	- AUD	- AUD	- AUD	- AUD
50	08/2011	05/2015	- AUD	- AUD	- AUD	- AUD	- AUD	- AUD	- AUD	- AUD	- AUD
51	09/2011	05/2015	- AUD	- AUD	- AUD	282.03 AUD	- AUD	- AUD	- AUD	- AUD	- AUD
52	10/2011	05/2015	- AUD	(634.70) AUD	- AUD	374.03 AUD	- AUD	- AUD	- AUD	- AUD	- AUD
53	11/2012	05/2015	1,870.12 AUD	- AUD	- AUD	- AUD	- AUD	- AUD	- AUD	- AUD	- AUD
54	03/2013	05/2015	(566.00) AUD	- AUD	- AUD	- AUD	- AUD	- AUD	- AUD	- AUD	- AUD
55	04/2013	05/2015	(770.00) AUD	- AUD	- AUD	282.69 AUD	- AUD	- AUD	- AUD	- AUD	- AUD
56	02/2010	06/2015	- AUD	- AUD	- AUD	- AUD	- AUD	90.91 AUD	- AUD	- AUD	- AUD
57	05/2011	06/2015	- AUD	- AUD	- AUD	- AUD	- AUD	- AUD	- AUD	- AUD	- AUD
58	12/2011	06/2015	- AUD	- AUD	- AUD	418.60 AUD	- AUD	- AUD	- AUD	- AUD	- AUD
59	03/2011	07/2015	- AUD	- AUD	- AUD	- AUD	- AUD	- AUD	- AUD	- AUD	- AUD
60	04/2011	07/2015	- AUD	- AUD	- AUD	- AUD	- AUD	- AUD	- AUD	- AUD	- AUD
61	10/2011	07/2015	- AUD	- AUD	- AUD	- AUD	- AUD	1,163.69 AUD	- AUD	- AUD	- AUD
62	10/2011	07/2015	- AUD	- AUD	- AUD	- AUD	- AUD	- AUD	- AUD	- AUD	- AUD

Contract Level Data **Net Salvage Recoveries By Contract By Month**

No.	Month / Year of Origination	Month / Year of Net Salvage	May-15	Jun-15	Jul-15	Aug-15	Sep-15	Oct-15	Nov-15	Dec-15	Jan-16
63	06/2012	07/2015	- AUD	- AUD	- AUD	- AUD	- AUD	- AUD	- AUD	- AUD	- AUD
64	05/2010	08/2015	- AUD	- AUD	- AUD	- AUD	- AUD	- AUD	- AUD	- AUD	- AUD
65	09/2012	08/2015	- AUD	- AUD	- AUD	- AUD	280.83 AUD	- AUD	- AUD	- AUD	- AUD
66	02/2013	08/2015	- AUD	- AUD	- AUD	- AUD	- AUD	- AUD	- AUD	- AUD	- AUD
67	05/2011	09/2015	- AUD	- AUD	- AUD	- AUD	- AUD	- AUD	- AUD	- AUD	- AUD
68	05/2011	09/2015	- AUD	- AUD	- AUD	- AUD	- AUD	- AUD	- AUD	- AUD	- AUD
69	11/2012	09/2015	- AUD	- AUD	- AUD	- AUD	- AUD	551.84 AUD	- AUD	- AUD	- AUD
70	12/2010	10/2015	- AUD	- AUD	- AUD	- AUD	- AUD	- AUD	- AUD	- AUD	- AUD
71	07/2012	10/2015	- AUD	- AUD	- AUD	- AUD	- AUD	- AUD	- AUD	- AUD	- AUD
Total	71		2,478.41 AUD	(634.70) AUD	4,963.97 AUD	13,149.28 AUD	721.95 AUD	2,110.49 AUD	- AUD	- AUD	- AUD

Contract Level Data **Net Salvage Recoveries By Contract By Month**

No.	Month / Year of Origination	Month / Year of Net Salvage	Feb-16	Mar-16	Apr-16	May-16	Jun-16	Jul-16	Aug-16	Sep-16	Oct-16
1	03/2013	01/2014	- AUD	- AUD	- AUD	- AUD	- AUD	- AUD	- AUD	- AUD	- AUD
2	08/2013	01/2014	- AUD	- AUD	- AUD	- AUD	- AUD	- AUD	- AUD	- AUD	- AUD
3	01/2012	02/2014	- AUD	- AUD	- AUD	- AUD	- AUD	- AUD	- AUD	- AUD	- AUD
4	04/2013	02/2014	- AUD	- AUD	- AUD	- AUD	- AUD	- AUD	- AUD	- AUD	- AUD
5	09/2011	04/2014	- AUD	- AUD	- AUD	- AUD	- AUD	- AUD	- AUD	- AUD	- AUD
6	02/2009	06/2014	- AUD	- AUD	- AUD	- AUD	- AUD	- AUD	- AUD	- AUD	- AUD
7	09/2010	06/2014	- AUD	- AUD	- AUD	- AUD	- AUD	- AUD	- AUD	- AUD	- AUD
8	07/2011	06/2014	- AUD	- AUD	- AUD	- AUD	- AUD	- AUD	- AUD	- AUD	- AUD
9	08/2013	06/2014	- AUD	- AUD	- AUD	- AUD	- AUD	- AUD	- AUD	- AUD	- AUD
10	12/2010	07/2014	- AUD	- AUD	- AUD	- AUD	- AUD	- AUD	- AUD	- AUD	- AUD
11	01/2011	07/2014	- AUD	- AUD	- AUD	- AUD	- AUD	- AUD	- AUD	- AUD	- AUD
12	06/2011	07/2014	- AUD	- AUD	- AUD	- AUD	- AUD	- AUD	- AUD	- AUD	- AUD
13	08/2011	07/2014	- AUD	- AUD	- AUD	- AUD	- AUD	- AUD	- AUD	- AUD	- AUD
14	10/2011	07/2014	- AUD	- AUD	- AUD	- AUD	- AUD	- AUD	- AUD	- AUD	- AUD
15	09/2012	07/2014	- AUD	- AUD	- AUD	- AUD	- AUD	- AUD	- AUD	- AUD	- AUD
16	02/2013	07/2014	- AUD	- AUD	- AUD	- AUD	- AUD	- AUD	- AUD	- AUD	- AUD
17	05/2009	08/2014	- AUD	- AUD	- AUD	- AUD	- AUD	- AUD	- AUD	- AUD	- AUD
18	03/2010	08/2014	- AUD	- AUD	- AUD	- AUD	- AUD	- AUD	- AUD	- AUD	- AUD
19	04/2011	08/2014	- AUD	- AUD	- AUD	- AUD	- AUD	- AUD	- AUD	- AUD	- AUD
20	07/2013	08/2014	- AUD	- AUD	- AUD	- AUD	- AUD	- AUD	- AUD	- AUD	- AUD
21	06/2011	09/2014	- AUD	- AUD	- AUD	- AUD	- AUD	- AUD	- AUD	- AUD	- AUD
22	12/2011	09/2014	- AUD	- AUD	- AUD	- AUD	- AUD	- AUD	- AUD	- AUD	- AUD
23	03/2013	09/2014	- AUD	- AUD	- AUD	- AUD	- AUD	- AUD	- AUD	- AUD	- AUD
24	06/2009	10/2014	- AUD	- AUD	- AUD	- AUD	- AUD	- AUD	- AUD	- AUD	- AUD
25	07/2010	10/2014	- AUD	- AUD	- AUD	- AUD	- AUD	- AUD	- AUD	- AUD	- AUD
26	10/2012	10/2014	- AUD	- AUD	- AUD	- AUD	- AUD	- AUD	- AUD	- AUD	- AUD
27	11/2011	11/2014	- AUD	- AUD	- AUD	- AUD	- AUD	- AUD	- AUD	- AUD	- AUD
28	03/2012	11/2014	- AUD	- AUD	- AUD	- AUD	- AUD	- AUD	- AUD	- AUD	- AUD
29	07/2011	12/2014	- AUD	- AUD	- AUD	- AUD	- AUD	- AUD	- AUD	- AUD	- AUD
30	06/2013	12/2014	- AUD	- AUD	- AUD	- AUD	- AUD	- AUD	- AUD	- AUD	- AUD
31	07/2013	12/2014	- AUD	- AUD	- AUD	- AUD	- AUD	- AUD	- AUD	- AUD	- AUD
32	06/2009	01/2015	- AUD	- AUD	- AUD	- AUD	- AUD	- AUD	- AUD	- AUD	- AUD
33	01/2011	01/2015	- AUD	- AUD	- AUD	- AUD	- AUD	- AUD	- AUD	- AUD	- AUD
34	07/2011	01/2015	- AUD	- AUD	- AUD	- AUD	- AUD	- AUD	- AUD	- AUD	- AUD
35	08/2011	01/2015	- AUD	- AUD	- AUD	- AUD	- AUD	- AUD	- AUD	- AUD	- AUD
36	09/2009	02/2015	- AUD	- AUD	- AUD	- AUD	- AUD	- AUD	- AUD	- AUD	- AUD
37	10/2009	03/2015	- AUD	- AUD	- AUD	- AUD	- AUD	- AUD	- AUD	- AUD	- AUD
38	10/2009	03/2015	- AUD	- AUD	- AUD	- AUD	- AUD	- AUD	- AUD	- AUD	- AUD
39	11/2009	03/2015	- AUD	- AUD	- AUD	- AUD	- AUD	- AUD	- AUD	- AUD	- AUD
40	12/2009	03/2015	- AUD	- AUD	- AUD	- AUD	- AUD	- AUD	- AUD	- AUD	- AUD
41	05/2010	03/2015	- AUD	- AUD	- AUD	- AUD	- AUD	- AUD	- AUD	- AUD	- AUD
42	02/2011	03/2015	- AUD	- AUD	- AUD	- AUD	- AUD	- AUD	- AUD	- AUD	- AUD
43	07/2012	03/2015	- AUD	- AUD	- AUD	- AUD	- AUD	- AUD	- AUD	- AUD	- AUD
44	06/2013	03/2015	- AUD	- AUD	- AUD	- AUD	- AUD	- AUD	- AUD	- AUD	- AUD
45	08/2013	03/2015	- AUD	- AUD	- AUD	- AUD	- AUD	- AUD	- AUD	- AUD	- AUD
46	11/2011	04/2015	- AUD	- AUD	- AUD	- AUD	- AUD	- AUD	- AUD	- AUD	- AUD
47	03/2013	04/2015	- AUD	- AUD	- AUD	- AUD	- AUD	- AUD	- AUD	- AUD	- AUD
48	12/2009	05/2015	- AUD	- AUD	- AUD	- AUD	- AUD	- AUD	- AUD	- AUD	- AUD
49	01/2010	05/2015	- AUD	- AUD	- AUD	- AUD	- AUD	- AUD	- AUD	- AUD	- AUD
50	08/2011	05/2015	- AUD	- AUD	- AUD	- AUD	- AUD	- AUD	- AUD	- AUD	- AUD
51	09/2011	05/2015	- AUD	- AUD	- AUD	- AUD	- AUD	- AUD	- AUD	- AUD	- AUD
52	10/2011	05/2015	- AUD	- AUD	- AUD	- AUD	- AUD	- AUD	- AUD	- AUD	- AUD
53	11/2012	05/2015	- AUD	- AUD	- AUD	- AUD	- AUD	- AUD	- AUD	- AUD	- AUD
54	03/2013	05/2015	- AUD	- AUD	- AUD	- AUD	- AUD	- AUD	- AUD	- AUD	- AUD
55	04/2013	05/2015	- AUD	- AUD	- AUD	- AUD	- AUD	- AUD	- AUD	- AUD	- AUD
56	02/2010	06/2015	- AUD	- AUD	- AUD	- AUD	- AUD	- AUD	- AUD	- AUD	- AUD
57	05/2011	06/2015	- AUD	- AUD	- AUD	- AUD	- AUD	- AUD	- AUD	- AUD	- AUD
58	12/2011	06/2015	- AUD	- AUD	- AUD	- AUD	- AUD	- AUD	- AUD	- AUD	- AUD
59	03/2011	07/2015	- AUD	- AUD	- AUD	- AUD	- AUD	- AUD	- AUD	- AUD	- AUD
60	04/2011	07/2015	- AUD	- AUD	- AUD	- AUD	- AUD	- AUD	- AUD	- AUD	- AUD
61	10/2011	07/2015	- AUD	- AUD	- AUD	- AUD	- AUD	- AUD	- AUD	- AUD	- AUD
62	10/2011	07/2015	- AUD	- AUD	- AUD	- AUD	- AUD	- AUD	- AUD	- AUD	- AUD

Contract Level Data Net Salvage Recoveries By Contract By Month

No.	Month / Year of Origination	Month / Year of Net Salvage	Feb-16	Mar-16	Apr-16	May-16	Jun-16	Jul-16	Aug-16	Sep-16	Oct-16
63	06/2012	07/2015	- AUD	- AUD	- AUD	- AUD	- AUD	- AUD	- AUD	- AUD	- AUD
64	05/2010	08/2015	- AUD	- AUD	- AUD	- AUD	- AUD	- AUD	- AUD	- AUD	- AUD
65	09/2012	08/2015	- AUD	- AUD	- AUD	- AUD	- AUD	- AUD	- AUD	- AUD	- AUD
66	02/2013	08/2015	- AUD	- AUD	- AUD	- AUD	- AUD	- AUD	- AUD	- AUD	- AUD
67	05/2011	09/2015	- AUD	- AUD	- AUD	- AUD	- AUD	- AUD	- AUD	- AUD	- AUD
68	05/2011	09/2015	- AUD	- AUD	- AUD	- AUD	- AUD	- AUD	- AUD	- AUD	- AUD
69	11/2012	09/2015	- AUD	- AUD	- AUD	- AUD	- AUD	- AUD	- AUD	- AUD	- AUD
70	12/2010	10/2015	- AUD	- AUD	- AUD	- AUD	- AUD	- AUD	- AUD	- AUD	- AUD
71	07/2012	10/2015	- AUD	- AUD	- AUD	- AUD	- AUD	- AUD	- AUD	- AUD	- AUD
Total	71		- AUD	- AUD	- AUD	- AUD	- AUD	- AUD	- AUD	- AUD	- AUD

Contract Level Data Net Salvage Recoveries By Contract By Month

No.	Month / Year of Origination	Month / Year of Net Salvage	Nov-16	Dec-16	Jan-17	Feb-17
1	03/2013	01/2014	- AUD	- AUD	- AUD	- AUD
2	08/2013	01/2014	- AUD	- AUD	- AUD	- AUD
3	01/2012	02/2014	- AUD	- AUD	- AUD	- AUD
4	04/2013	02/2014	- AUD	- AUD	- AUD	- AUD
5	09/2011	04/2014	- AUD	- AUD	- AUD	- AUD
6	02/2009	06/2014	- AUD	- AUD	- AUD	- AUD
7	09/2010	06/2014	- AUD	- AUD	- AUD	- AUD
8	07/2011	06/2014	- AUD	- AUD	- AUD	- AUD
9	08/2013	06/2014	- AUD	- AUD	- AUD	- AUD
10	12/2010	07/2014	- AUD	- AUD	- AUD	- AUD
11	01/2011	07/2014	- AUD	- AUD	- AUD	- AUD
12	06/2011	07/2014	- AUD	- AUD	- AUD	- AUD
13	08/2011	07/2014	- AUD	- AUD	- AUD	- AUD
14	10/2011	07/2014	- AUD	- AUD	- AUD	- AUD
15	09/2012	07/2014	- AUD	- AUD	- AUD	- AUD
16	02/2013	07/2014	- AUD	- AUD	- AUD	- AUD
17	05/2009	08/2014	- AUD	- AUD	- AUD	- AUD
18	03/2010	08/2014	- AUD	- AUD	- AUD	- AUD
19	04/2011	08/2014	- AUD	- AUD	- AUD	- AUD
20	07/2013	08/2014	- AUD	- AUD	- AUD	- AUD
21	06/2011	09/2014	- AUD	- AUD	- AUD	- AUD
22	12/2011	09/2014	- AUD	- AUD	- AUD	- AUD
23	03/2013	09/2014	- AUD	- AUD	- AUD	- AUD
24	06/2009	10/2014	- AUD	- AUD	- AUD	- AUD
25	07/2010	10/2014	- AUD	- AUD	- AUD	- AUD
26	10/2012	10/2014	- AUD	- AUD	- AUD	- AUD
27	11/2011	11/2014	- AUD	- AUD	- AUD	- AUD
28	03/2012	11/2014	- AUD	- AUD	- AUD	- AUD
29	07/2011	12/2014	- AUD	- AUD	- AUD	- AUD
30	06/2013	12/2014	- AUD	- AUD	- AUD	- AUD
31	07/2013	12/2014	- AUD	- AUD	- AUD	- AUD
32	06/2009	01/2015	- AUD	- AUD	- AUD	- AUD
33	01/2011	01/2015	- AUD	- AUD	- AUD	- AUD
34	07/2011	01/2015	- AUD	- AUD	- AUD	- AUD
35	08/2011	01/2015	- AUD	- AUD	- AUD	- AUD
36	09/2009	02/2015	- AUD	- AUD	- AUD	- AUD
37	10/2009	03/2015	- AUD	- AUD	- AUD	- AUD
38	10/2009	03/2015	- AUD	- AUD	- AUD	- AUD
39	11/2009	03/2015	- AUD	- AUD	- AUD	- AUD
40	12/2009	03/2015	- AUD	- AUD	- AUD	- AUD
41	05/2010	03/2015	- AUD	- AUD	- AUD	- AUD
42	02/2011	03/2015	- AUD	- AUD	- AUD	- AUD
43	07/2012	03/2015	- AUD	- AUD	- AUD	- AUD
44	06/2013	03/2015	- AUD	- AUD	- AUD	- AUD
45	08/2013	03/2015	- AUD	- AUD	- AUD	- AUD
46	11/2011	04/2015	- AUD	- AUD	- AUD	- AUD
47	03/2013	04/2015	- AUD	- AUD	- AUD	- AUD
48	12/2009	05/2015	- AUD	- AUD	- AUD	- AUD
49	01/2010	05/2015	- AUD	- AUD	- AUD	- AUD
50	08/2011	05/2015	- AUD	- AUD	- AUD	- AUD
51	09/2011	05/2015	- AUD	- AUD	- AUD	- AUD
52	10/2011	05/2015	- AUD	- AUD	- AUD	- AUD
53	11/2012	05/2015	- AUD	- AUD	- AUD	- AUD
54	03/2013	05/2015	- AUD	- AUD	- AUD	- AUD
55	04/2013	05/2015	- AUD	- AUD	- AUD	- AUD
56	02/2010	06/2015	- AUD	- AUD	- AUD	- AUD
57	05/2011	06/2015	- AUD	- AUD	- AUD	- AUD
58	12/2011	06/2015	- AUD	- AUD	- AUD	- AUD
59	03/2011	07/2015	- AUD	- AUD	- AUD	- AUD
60	04/2011	07/2015	- AUD	- AUD	- AUD	- AUD
61	10/2011	07/2015	- AUD	- AUD	- AUD	- AUD
62	10/2011	07/2015	- AUD	- AUD	- AUD	- AUD

Contract Level Data **Net Salvage Recoveries By Contract By Month**

No.	Month / Year of Origination	Month / Year of Net Salvage	Nov-16	Dec-16	Jan-17	Feb-17
63	06/2012	07/2015	- AUD	- AUD	- AUD	- AUD
64	05/2010	08/2015	- AUD	- AUD	- AUD	- AUD
65	09/2012	08/2015	- AUD	- AUD	- AUD	- AUD
66	02/2013	08/2015	- AUD	- AUD	- AUD	- AUD
67	05/2011	09/2015	- AUD	- AUD	- AUD	- AUD
68	05/2011	09/2015	- AUD	- AUD	- AUD	- AUD
69	11/2012	09/2015	- AUD	- AUD	- AUD	- AUD
70	12/2010	10/2015	- AUD	- AUD	- AUD	- AUD
71	07/2012	10/2015	- AUD	- AUD	- AUD	- AUD
Total	71		- AUD	- AUD	- AUD	- AUD