



April 2016

Innovation • Performance • Growth

Didipio Operations

Site Visit - Day 1

Cautionary & Technical Statements



Cautionary Notes - Information Purposes Only

The information contained in this presentation is provided by OceanaGold Corporation ("OGC") for informational purposes only and does not constitute an offer to issue or arrange to issue, or the solicitation of an offer to issue, securities of OGC or other financial products. The information contained herein is not investment or financial product advice and has been prepared without taking into account the investment objectives, financial situation or particular needs of any particular person. The views, opinions and advice provided in this presentation reflect those of the individual presenters only. No representation or warranty, express or implied, is made as to the fairness, accuracy, completeness or correctness of the information, opinions and conclusion contained in this presentation. To the maximum extent permitted by law, none of OGC or any of its directors, officers, employees or agents accepts any liability, including, without limitation, any liability arising out of fault or negligence, for any loss arising from the use of the information contained in this presentation. Furthermore, this presentation does not constitute an offer of shares for sale in the United States or to any person that is, or is acting for the account or benefit of, any U.S. person (as defined in Regulation S under the United States Securities Act of 1933, as amended (the "Securities Act")) ("U.S. Person"), or in any other jurisdiction in which such an offer would be illegal. OGC's shares have not been and will not be registered under the Securities Act.

Cautionary Statement Concerning Forward Looking Information

Certain information contained in this presentation may be deemed "forward-looking" within the meaning of applicable securities laws. Forward-looking statements and information relate to future performance and reflect OGC's expectations regarding the generation of free cash flow, execution of business strategy, future growth, future production, estimated costs, results of operations, business prospects and opportunities of OGC and its related subsidiaries. Any statements that express or involve discussions with respect to predictions, expectations, beliefs, plans, projections, objectives, assumptions or future events or performance (often, but not always, using words or phrases such as "expects" or "does not expect", "is expected", "anticipates" or "does not anticipate", "plans", "estimates" or "intends", or stating that certain actions, events or results "may", "could", "would", "might" or "will" be taken, occur or be achieved) are not statements of historical fact and may be forward-looking statements. Forward-looking statements are subject to a variety of risks and uncertainties which could cause actual events or results to differ materially from those expressed in the forward-looking statements and information. They include, among others, the accuracy of mineral reserve and resource estimates and related assumptions, inherent operating risks, and those risk factors identified in OGC's most recent annual information forms prepared and filed with securities regulators which are available on SEDAR at www.sedar.com under OGC's name.

There are no assurances OGC can fulfil forward-looking statements and information. Such forward-looking statements and information are only predictions based on current information available to management of OGC as of the date that such predictions are made; actual events or results may differ materially as a result of risks facing OGC, some of which are beyond OGC's control. Although OGC believes that any forward-looking statements and information contained in this presentation are based on reasonable assumptions, readers cannot be assured that actual outcomes or results will be consistent with such statements. Accordingly, readers should not place undue reliance on forward-looking statements and information. OGC expressly disclaims any intention or obligation to update or revise any forward-looking statements and information, whether as a result of new information, events or otherwise, except as required by applicable securities laws. The information contained in this release is not investment or financial product advice.

Technical Disclosure

The Mineral Resources for Didipio were prepared by, or under the supervision of, J. G. Moore, whilst the Mineral Resources for Macraes were prepared by S. Doyle. The Mineral Reserves for Didipio were prepared under the supervision of M. Holmes, while the Mineral Reserves for Macraes were prepared by, or under the supervision of, K Madambi. The Mineral Resources and Reserves for Haile were prepared by, or under the supervision of, Joshua Snider, P.E., Erin Paterson, P.E., Lee "Pat" Gochmour, M.M.S.A., John Marek, P.E. and Carl Burkhalter, P.E. The Mineral Reserves and Resources for Waihi were prepared by, or under the supervision of, T. Maton, P. Church and D. Bertoldi. Each of the aforementioned persons is a "Qualified Person" for the purposes of NI 43-101. M. Holmes, S. Doyle, K. Madambi, J. G. Moore, T. Maton and P. Church are Members and Chartered professionals with the Australasian Institute of Mining and Metallurgy and each is a "qualified person" for the purposes of NI 43-101. D. Bertoldi is a fellow of the Australasian Institute of Mining and Metallurgy and is a "qualified person" for the purposes of NI 43-101. Messrs Holmes, Doyle, Madambi, Moore, Maton, Church and Bertoldi have sufficient experience, which is relevant to the style of mineralisation and type of deposits under consideration, and to the activities which they are undertaking, to qualify as Competent Persons as defined in the 2012 Edition of the "Australasian Code for Reporting of Exploration Results, Mineral Resources and Ore Reserves" ("JORC Code"), and they consent to the inclusion in this presentation of the matters based on their information in the form and context in which it appears.

For further scientific and technical information (including disclosure regarding mineral resources and mineral reserves) relating to the Macraes Operation, the Didipio Operation, the Waihi Gold Operation and the Haile Gold Mine Project, please refer to the NI 43-101 compliant technical reports available at sedar.com under the Company's name.

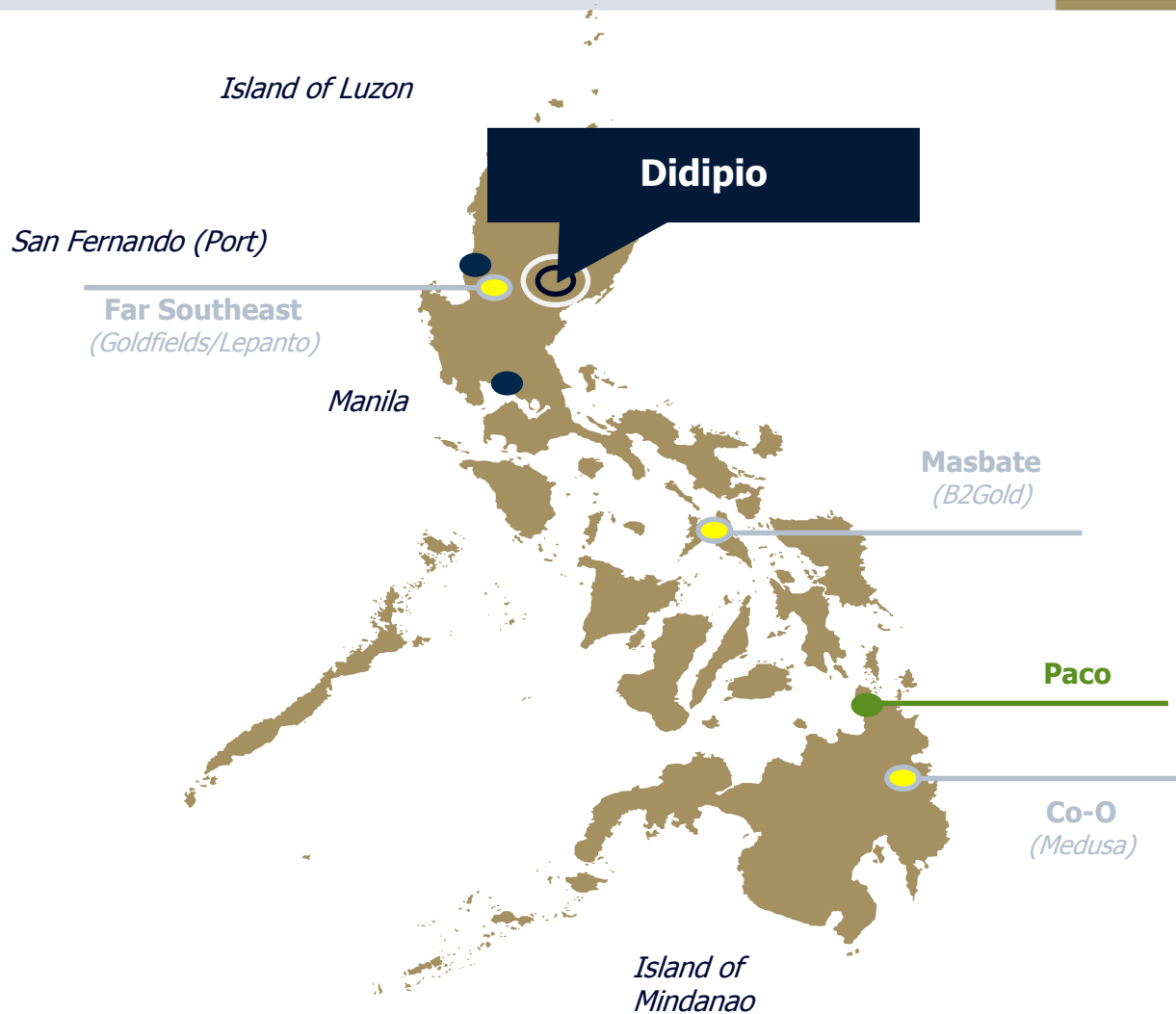
General Presentation Notes

- ▶ All AISC and cash costs are net of by-product credits unless otherwise stated
- ▶ All financials are denominated in US Dollars unless otherwise stated
- ▶ All resources listed are inclusive of reserves

Didipio Overview



Didipio Overview



*Note: Resources are inclusive of reserves

Didipio Overview



- ▶ Didipio straddles the provinces of Nueva Vizcaya and Quirino
- ▶ 270 km NNE of Manila
- ▶ 700 metres above sea level
- ▶ 22-km gravel all-weather provincial road to site

- ▶ Manila to Didipio corresponds to 402 km
- ▶ Didipio to Kasibu – Bambang is 62 km
- ▶ Didipio to Poro Point is 355 km

Didipio Mine Aerial Shot



Employment Information

Point of Hire	No.	Percentage	Male	Female
From Didipio, Kasibu, Nueva Vizcaya	145	28%	110	35
From Other Barangays of Kasibu	43	8%	37	6
From Other Towns of Nueva Vizcaya	62	12%	53	9
From Quirino Province	47	9%	44	3
From Other Province	223	43%	193	30
TOTAL	520	100%	437	83

OGPI Contractors

Point of Hire	No.	Percentage	Male	Female
From Didipio, Kasibu	332	26%	201	131
From other Barangays of Kasibu	99	8%	85	14
From other Towns of Nueva Vizcaya	47	4%	44	3
From Quirino Province	231	18%	203	28
From other Places	573	45%	521	52
	1,282	100%	1,054	228

Brief History



- ▶ CAMC Exploration Phase (1992)
- ▶ Financial or Technical Assistance Agreement (FTAA) No. 001 (1994)
- ▶ OceanaGold merges with Climax Mining – Didipio acquired in transaction (2006)
- ▶ Didipio Project put on care & maintenance during Global Financial Crisis (2008)
- ▶ Re-commencement of construction (2011)
- ▶ Commissioning of mill with ore (mid-Dec 2012 – Apr 2013)
- ▶ Commercial production (April 1, 2013)

Didipio Operations Management Team



David Way
General Manager



Edgar Rivera
Asset Protection Manager



Russell Graham
Commercial Manager



Nerichel Langres
Community Relation & Communications Manager



Jason Magdaong
Environment Manager



Imma Kaamino
Human Values Manager



Annabel Punzalan
Occupational Health & Safety & Compliance Manager



Mike McGrory
Process Manager



Craig Fawcett
Mining Manager



Glen Duncan
Site Services Manager

Site and Community Services Department comprises of 3 main areas/teams

Site Services	Concentrate Logistics	Mobile Maintenance
<ul style="list-style-type: none">▶ Infra project management services▶ Engineering services for all departments▶ Road facilities (e.g. concreting access roads)▶ Site facilities (e.g. plumbing, building renovations, perimeter fencing)▶ Support services to Processing Plant maintenance (e.g. scaffolding works) and to other departments	<ul style="list-style-type: none">▶ Handles safe & efficient transport of copper concentrate from Didipio Mine Site to Poro Port▶ Managed & Operates 20 company owned Haul Trucks and 20 Contractor's truck	<ul style="list-style-type: none">▶ Maintenance services to all light vehicles and other mobile and auxiliary equipment's▶ Maintenance services on Heavy Equipment▶ Maintenance Planning

Didipio Operations Highlights

- ▶ OceanaGold received the highest awards, the Presidential Mineral Industry Environmental Award (PMIEA) including Safest Surface Mining Operation, and
- ▶ Safest Mining Operation (Metallic Category). On January 19, 2016,
- ▶ The President of the Republic of the Philippines, Benigno Aquino III, personally awarded the PMIEA to OGPI Executives at the Malacañang Palace.



Didipio Operations Highlights

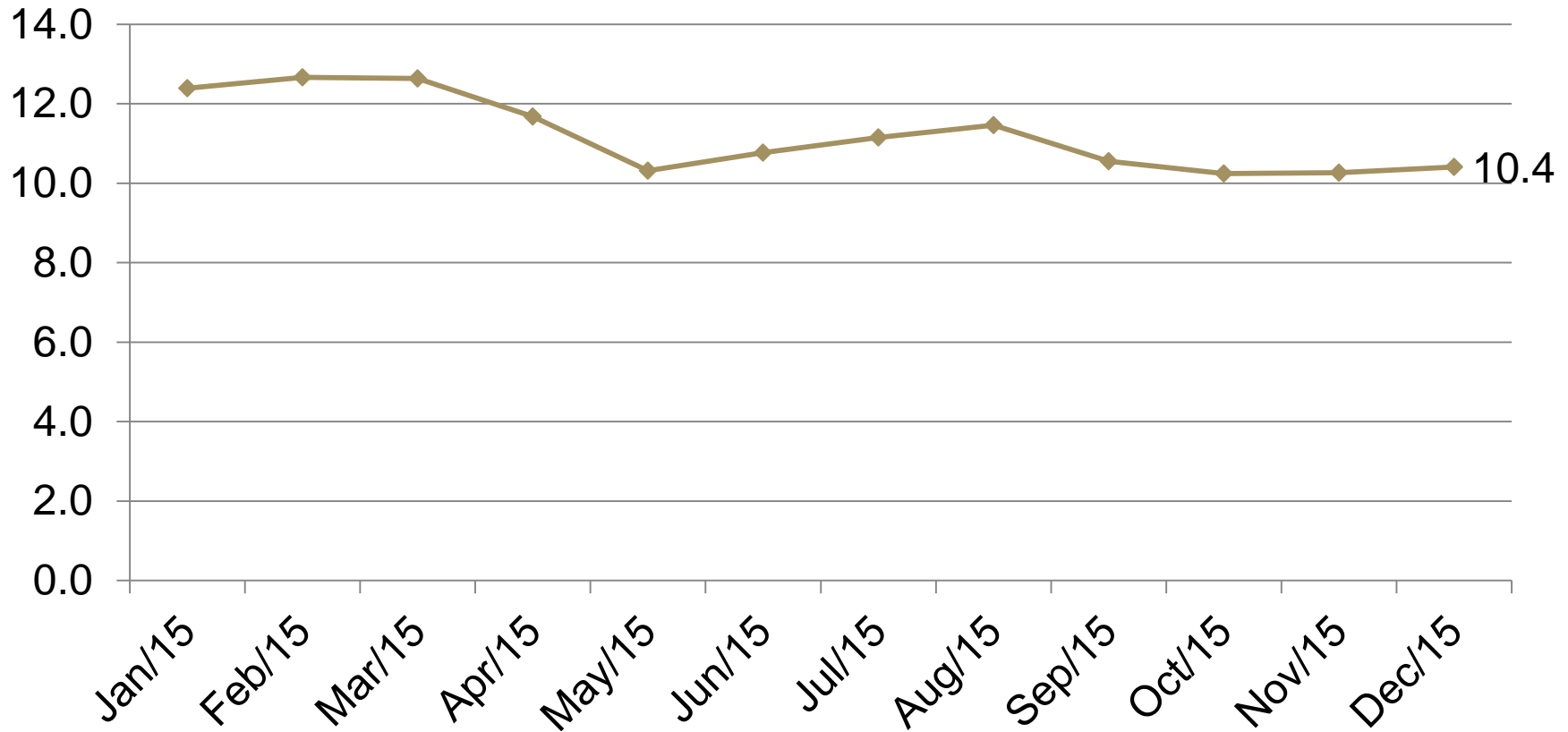
The Didipio Operations Environmental Management System (“EMS”) ISO 14001:2004 was recertified under the Integrated Management System (“IMS”) with OSHAS 18001:2007 in December 2015 by the Certification International Philippines, Inc. (“CIP”).



OUR VALUES: RESPECT | INTEGRITY | TEAMWORK | INNOVATION | ACTION | ACCOUNTABILITY

Didipio Operation AIFR for 2015

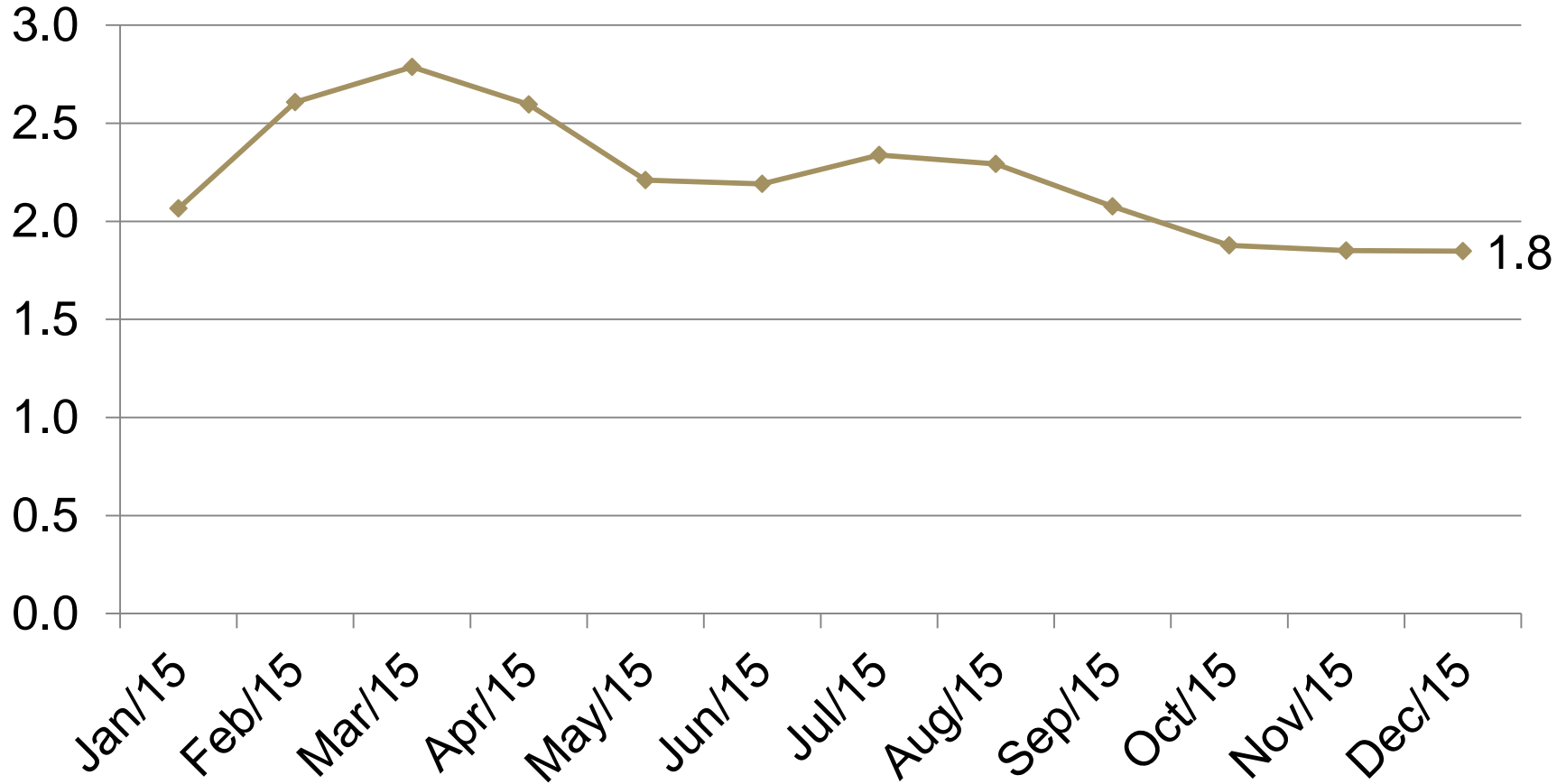
12 Month Mov. Avg AIFR 2015



Didipio Operation TRIFR for 2015



12 Month Mov. Avg TRIFR 2015



	2013	2014	2015
Gold Ounces Sold (oz)	52,813	110,510	123,901
Copper Sold (t)	19,741	25,886	22,764
Gold Sales Revenue (\$'000)	67,952	139,356	140,867
Copper Sales Revenue (\$'000)	140,690	183,206	121,806
Ave. price received gold (\$/oz)	1,287	1,261	1,137
Gold Equivalent Oz sold (oz)	162,158	255,793	257,730

Didipio Operating Statistics

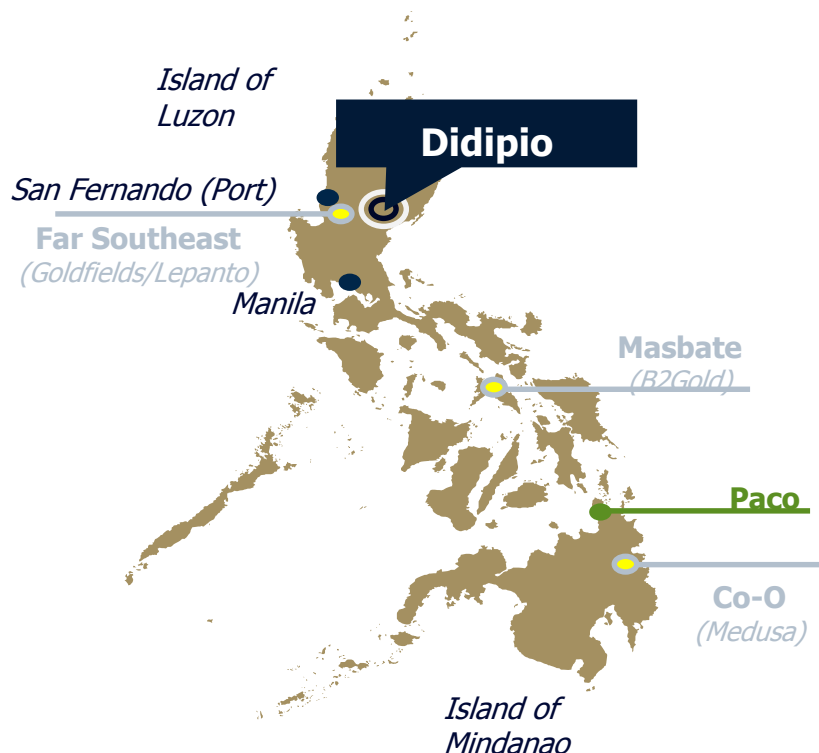


		Q1 2015	Q2 2015	Q3 2015	Q4 2015	Year 2014	Year 2015
Lost time injuries		0	1	0	0	2	1
Gold production	oz	35,122	30,042	28,829	33,094	106,256	127,086
Copper production	t	6,102	6,198	5,219	5,591	25,010	23,109
Total ore mined	Mt	1.9	1.3	1.6	2.3	8.38	7.1
Total waste mined	Mt	4.78	6.92	7.11	5.75	16.98	24.55
Ore mined grade gold	g/t	0.84	0.83	0.88	0.76	0.65	0.83
Ore mined grade copper	%	0.54	0.51	0.47	0.40	0.54	0.48
Mill feed	Mt	0.83	0.94	0.91	0.91	3.11	3.58
Mill feed grade gold	g/t	1.45	1.13	1.11	1.27	1.19	1.24
Mill feed grade copper	%	0.76	0.70	0.62	0.65	0.86	0.68
Recovery gold	%	90.4	87.9	88.9	89.3	89.5	89.1
Recovery copper	%	95.7	94.8	93.3	94.6	93.7	94.6

Didipio Overview

DIDIPIO 2016 GUIDANCE

Gold Production	oz	130,000 – 145,000
Copper Production	t	19,000 – 21,000
AISC	per oz sold	\$300 – \$350
Cash Costs	per oz sold	\$20 – \$70



RESERVES AND RESOURCES*

	Mt	g/t Au	Moz Au	% Cu	Mt
P&P Reserves	44.1	1.09	1.55	0.41	0.18
M&I Resources	54.8	1.07	1.88	0.40	0.22
Inferred Resources	11.5	0.93	0.34	0.30	0.03

AVG. UNIT OPERATING COSTS

O/P Mining Costs	USD / t mined	2.30 – 2.40
Processing Costs	USD / t milled	8 – 9
Site G&A Costs	USD / t milled	7 – 8

CAPITAL COST ESTIMATES (2016)

Capitalised Mining	USDm	15 – 20
Sustaining	USDm	5 – 10
Growth	USDm	45 – 50
Exploration	USDm	2 – 3

*Note: Resources are inclusive of reserves



MINING OPERATIONS



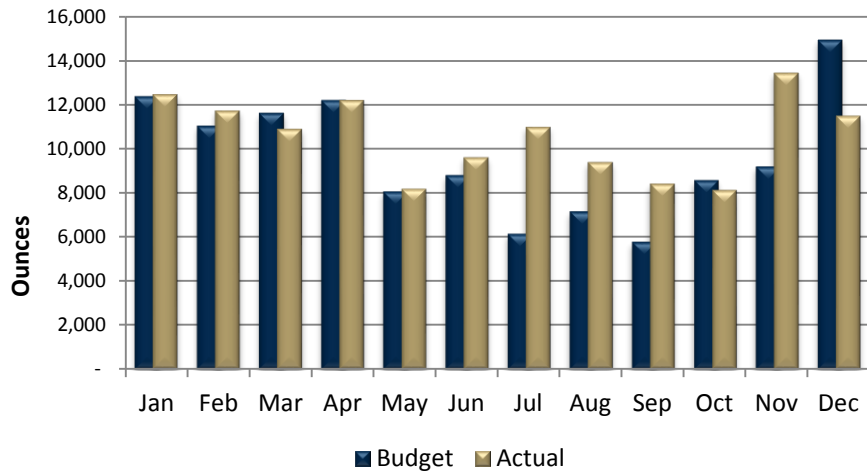
- ▶ Mining is carried out by Delta Earthmoving (National)
- ▶ Contractor performing well and record production achieved for the year (TMM, Ounces and high grade ore)
- ▶ In-hole Explosives supply and load contract with Orica
- ▶ Maintenance strategies implemented with Delta for improved equipment performance and availability
- ▶ Monthly ore and waste movement average at 2.6 Mtonnes

- ▶ Fleet consists of:
 - » 4 x PC2000 (200-tonne excavators)
 - » 3 x 120-tonne excavators
 - » 26 x 100-tonne trucks (777D & 785)
 - » 9 x dozers (D9 and D8) plus other ancillary equipment

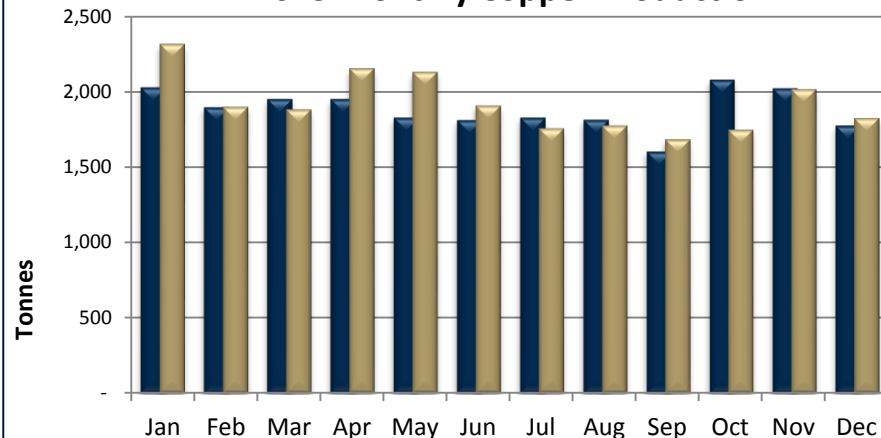
- ▶ Open pit workforce consisting of
 - » 456 workers
 - » 58 supervisors
 - » 10 Managers/Superintendents

2015 Production Graphs

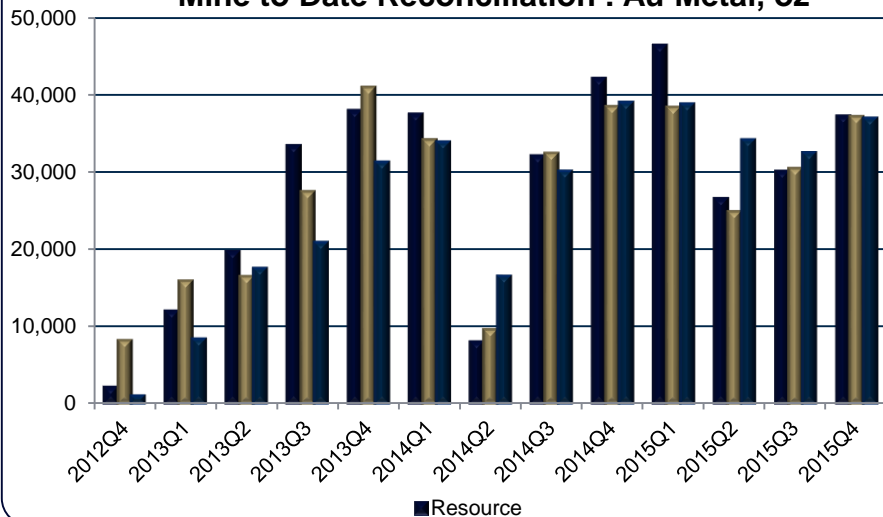
2015 Monthly Gold Production



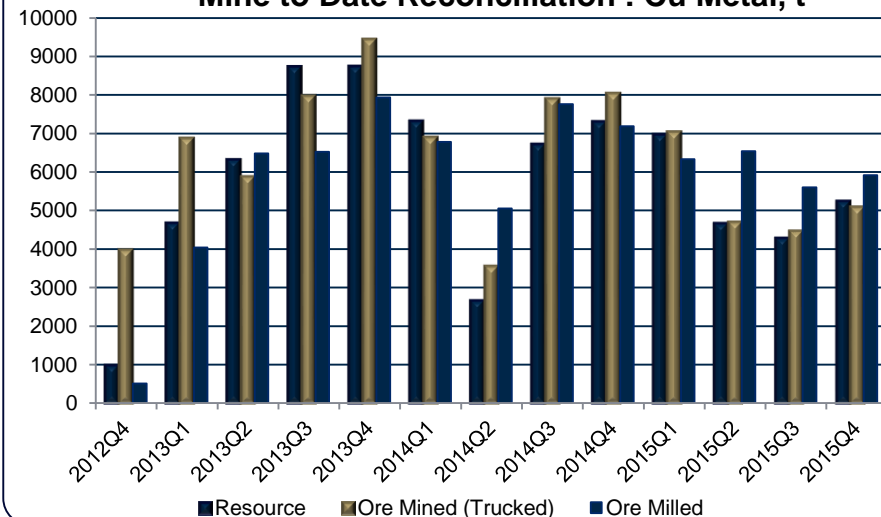
2015 Monthly Copper Production



Mine to Date Reconciliation : Au Metal, oz



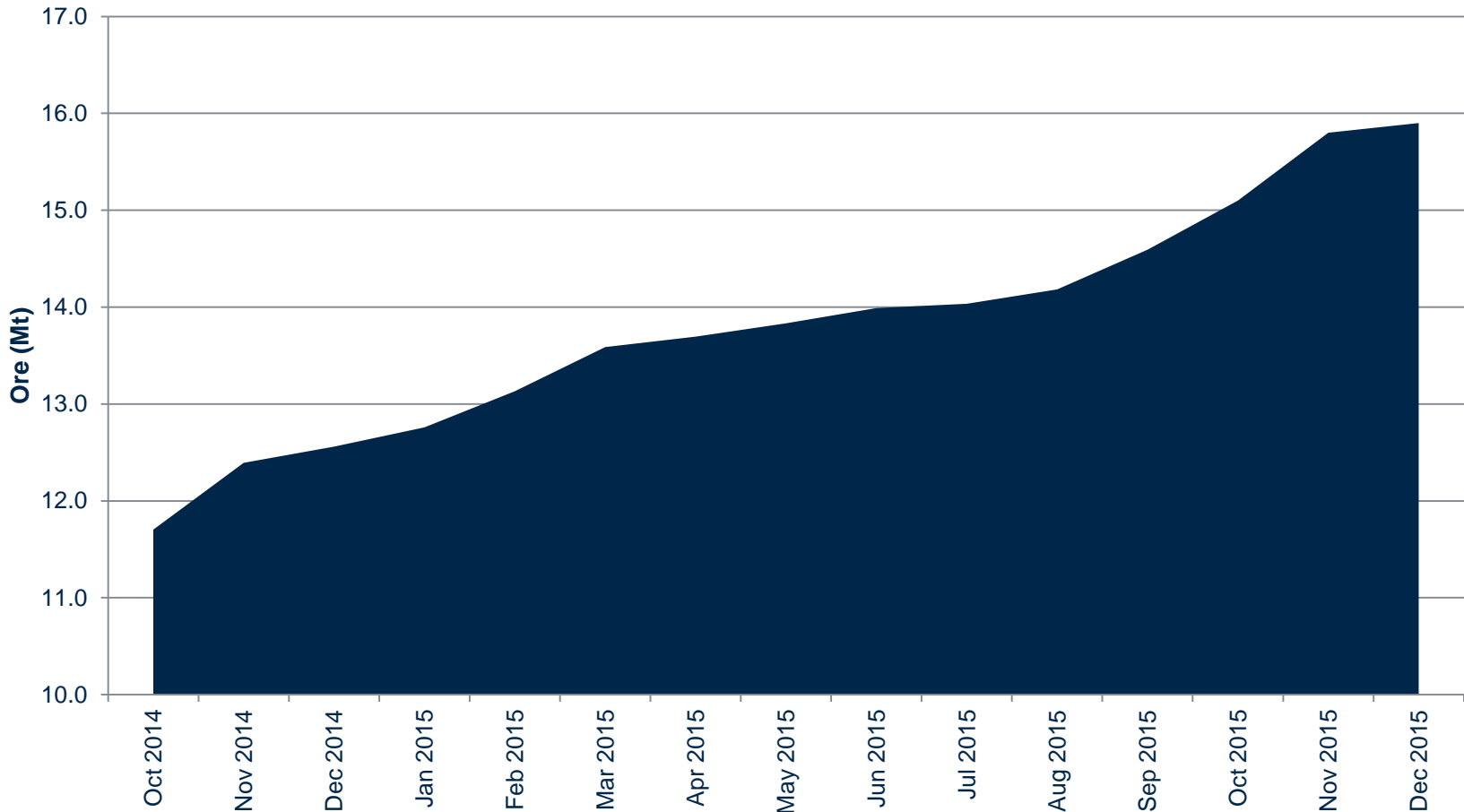
Mine to Date Reconciliation : Cu Metal, t



Didipio Ore Inventory

Expected to have over 24 million tonnes stockpiled by end of 2017

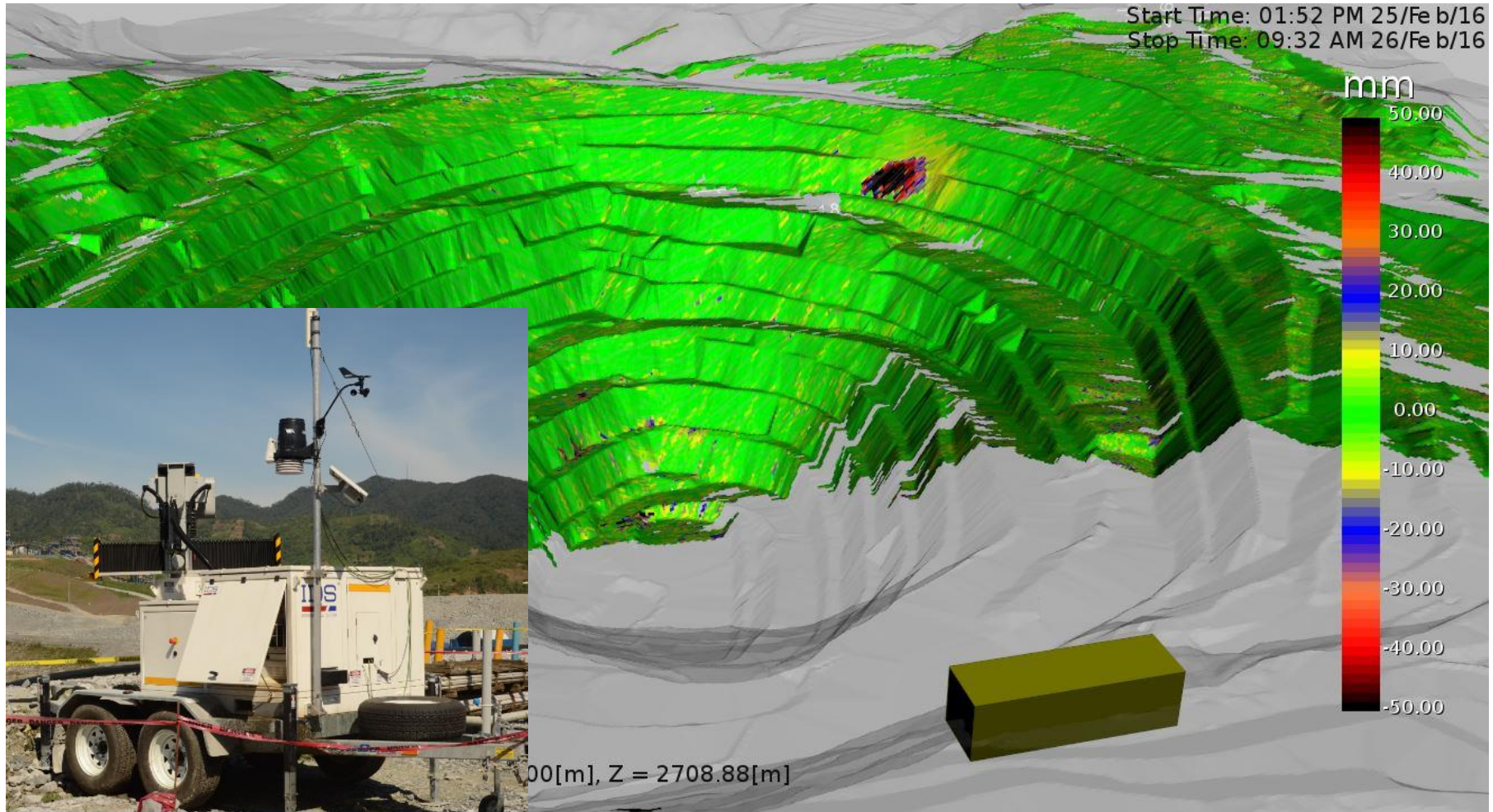
Didipio Stockpile Inventory



Industry best practice

- ▶ Modelling by using a combination of hard and soft domains;
- ▶ Ordinary Kriging estimation tools;
- ▶ Pit mapping integrated with geological modelling on a regular basis;
- ▶ Sampling and QA/QC practices reviewed monthly;
- ▶ Grade control sampling with RC rig and cone splitter;
- ▶ SGS audits and QA/QC monitoring undertaken weekly;

Slope Stability Monitoring using Radar



Current Mining Operations

Actively mining stages 5 and 6.



	Design Strip Ratio	Gold (ounces)	Copper (tonnes)	Remaining Tonnes	Completion Date
Stage 5	1 : 0	46,453	4,783	0.6	July 2016
Stage 6	1 : 0.98	343,391	45,284	22.3	December 2017

Open Pit Mining Operations Initiatives

- ▶ Optimise Electronic Blasting System (EBS);
- ▶ Schedule optimisation of all dumps and stockpiles;
- ▶ Maintenance strategies & increased availabilities;
- ▶ Open pit contract management;
- ▶ Aligning mining schedule with wet weather patterns;
- ▶ Geotechnical assessments to optimise the pit slopes.


- ▶ Current Crest RL2783m, current freeboard 6.8m
- ▶ Current storage capacity 3.5Mm³ tailings and flood storage
- ▶ Storage equivalent to store a 1:10,000 year flood (2.9Mm³) without spilling. (Design requires min 1:100 year storage).
- ▶ Exceeds International and Philippine Standards recommended Factor of Safety (FOS) >1.3
- ▶ TSF designed with FOS >1.5
- ▶ Emergency spillway capable of passing PMF event.
- ▶ Decant 800 l/s able to remove 1:100yr flood in 30days.
- ▶ QA/QC Reviews to international standards

Current Status

TAILINGS STORAGE FACILITY-UPSTREAM



TAILINGS STORAGE FACILITY - DOWNSTREAM

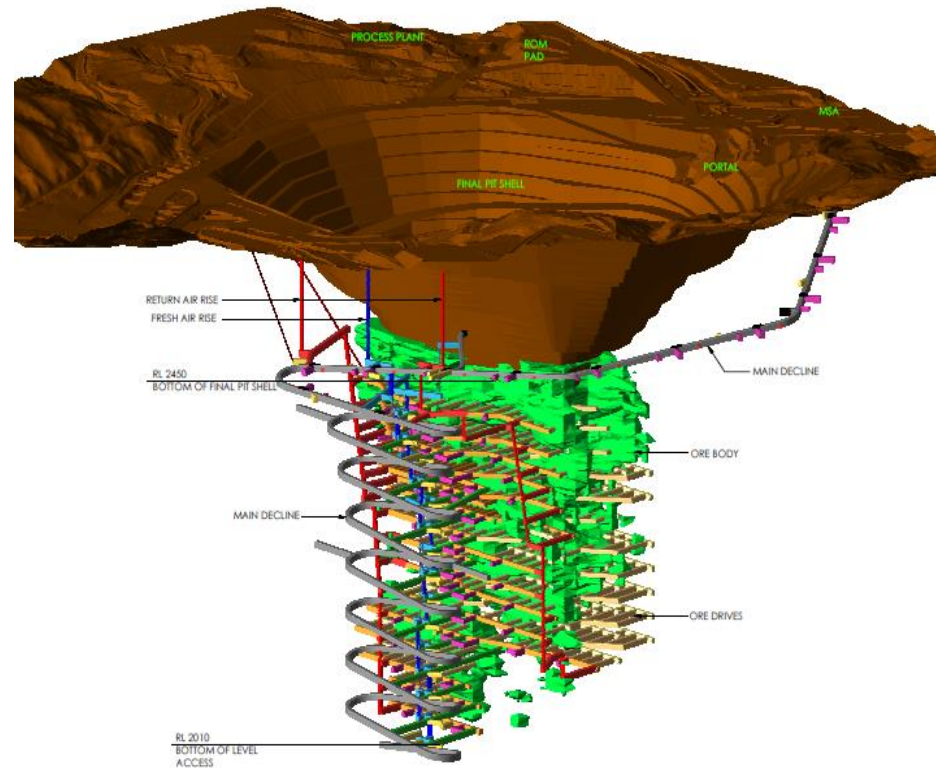




DIDIPIO UG PROJECT

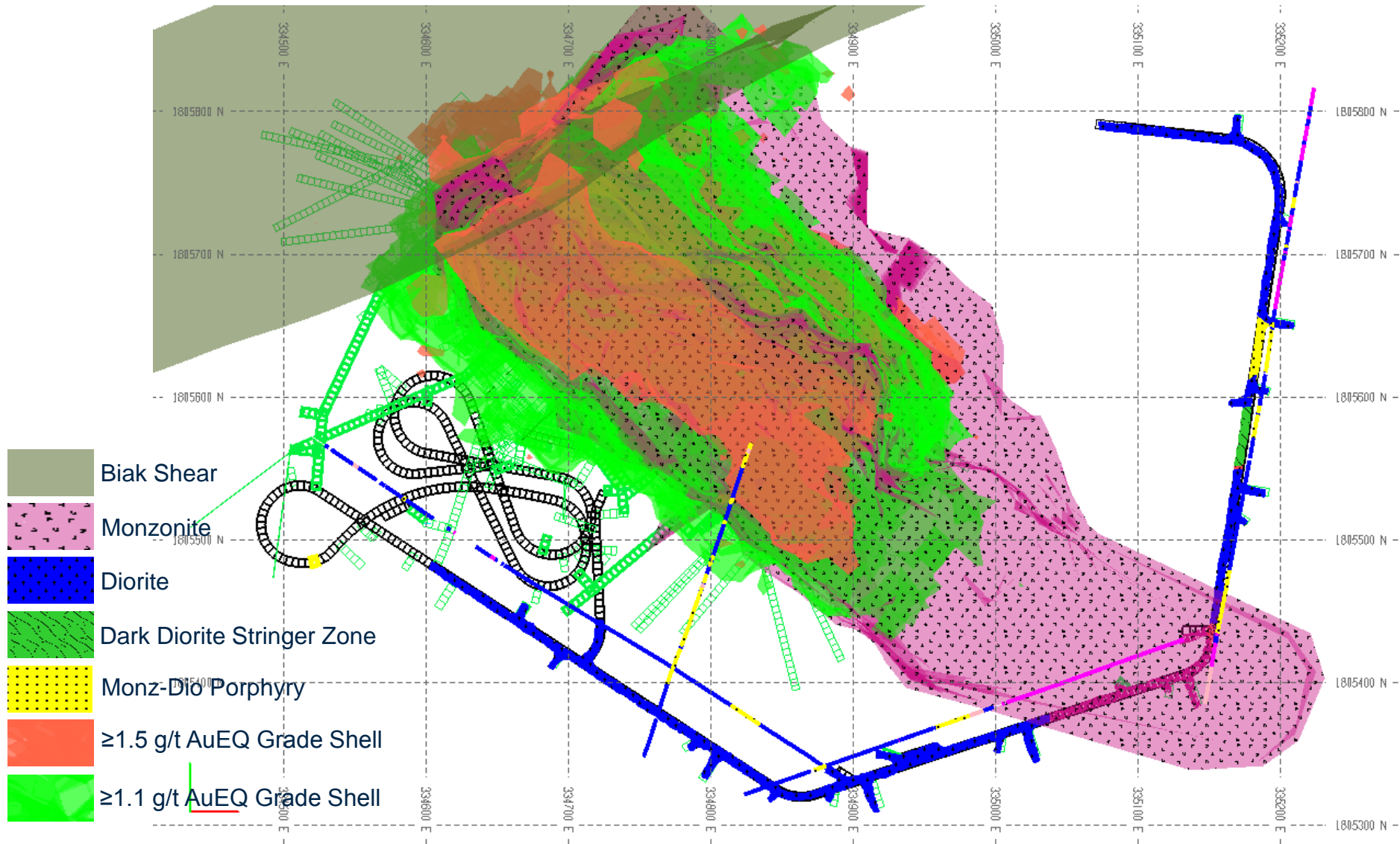
Underground SLOS Mine

- ▶ 1.6mtpa
- ▶ Bottom up primary/secondary
- ▶ Cemented Paste Backfill
- ▶ 200m panels (crown and sill)
- ▶ Truck haulage
- ▶ Q4 2017 Production Start
- ▶ Staged pumping
- ▶ Twin portal access
- ▶ Surface primary fans

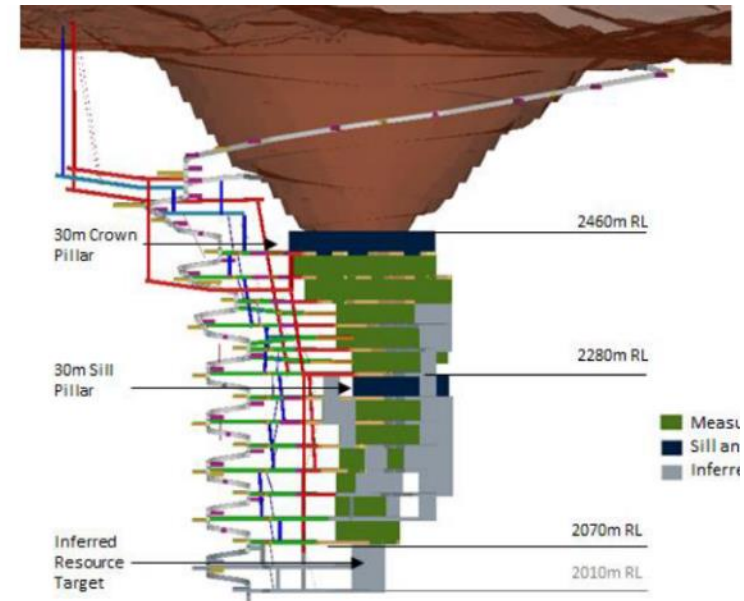
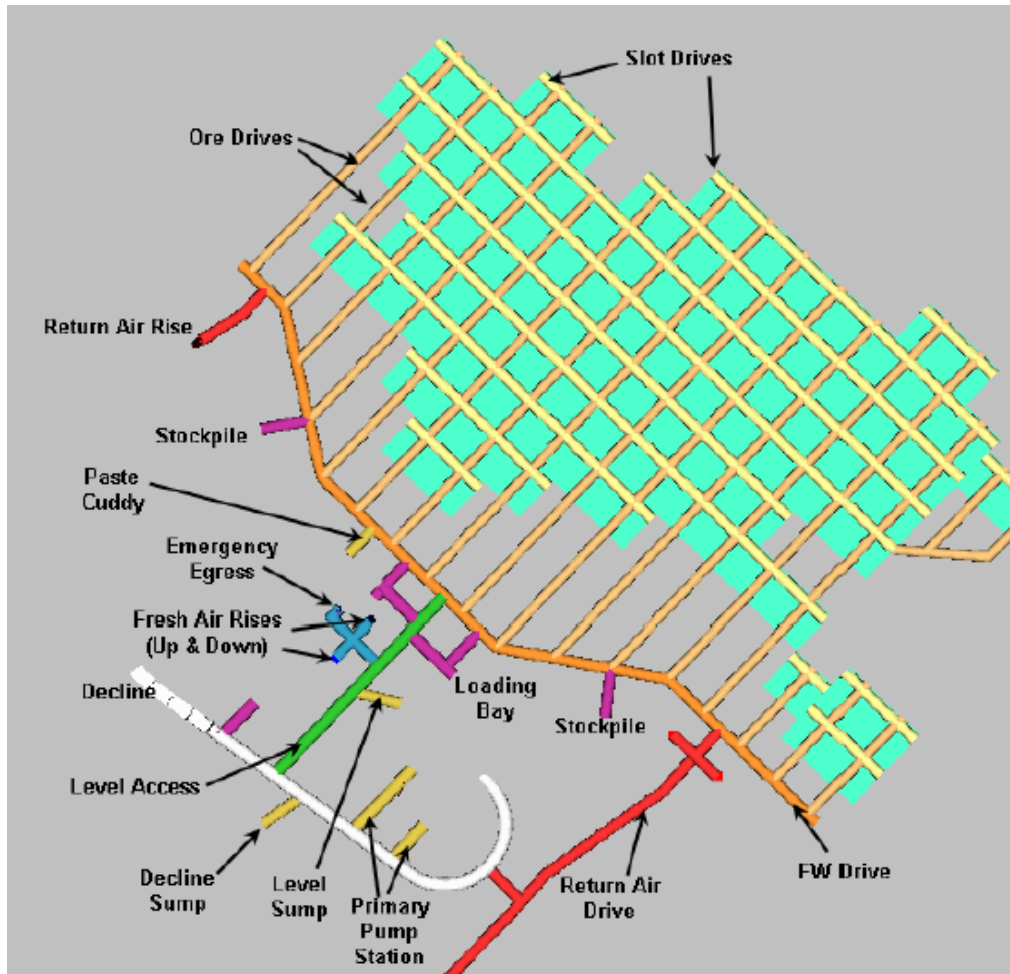


Reserve Area	Reserve Category	Tonnes (Mt)	Au (g/t)	Cu (%)	Contained Au (Moz)	Contained Cu (kt)
UNDERGROUND	Proven	2.25	2.48	0.47	0.179	10.5
	Probable	13.67	1.76	0.43	0.772	58.1
Total Underground Reserve		15.92	1.86	0.43	0.952	68.6

Geology



Sub Levels



- ▶ 30m sub levels
- ▶ 200m panels
- ▶ Crown and sill pillars
- ▶ Footwall drives
- ▶ Ore drives
- ▶ Vent connections
- ▶ Escape ways
- ▶ Truck loading

Underground Production Plan

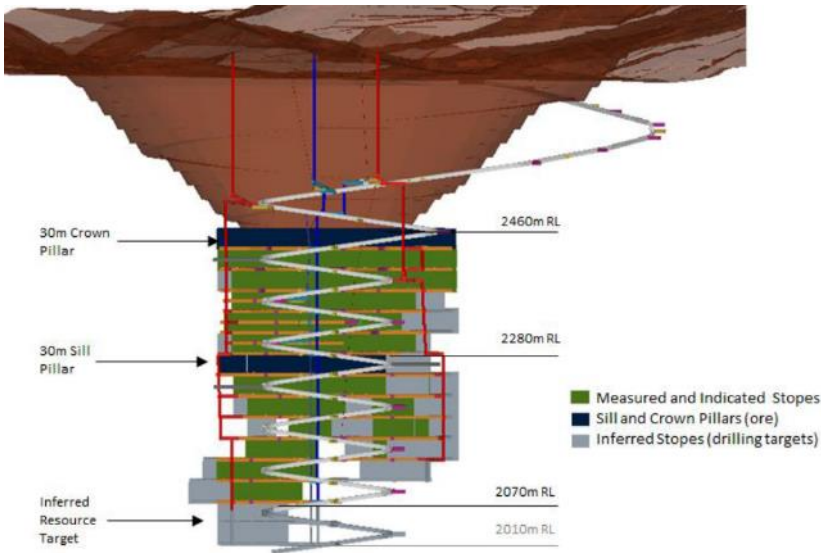
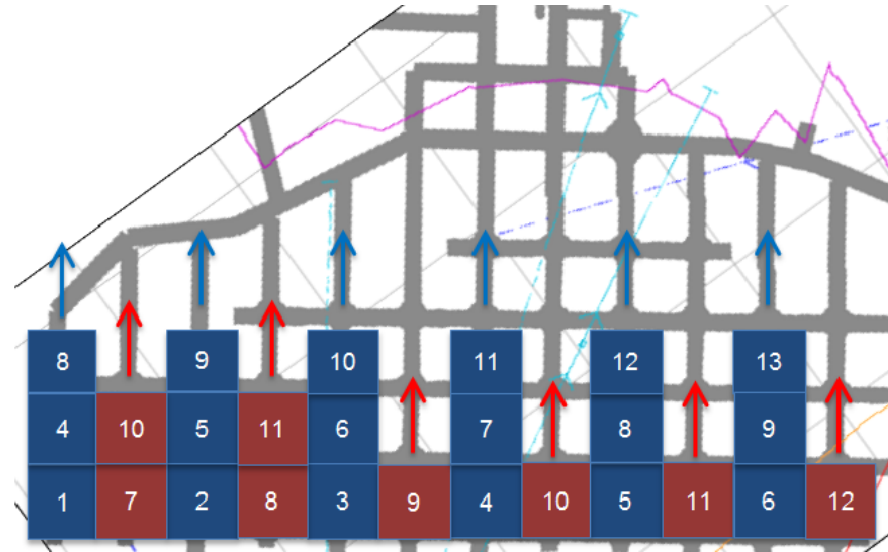
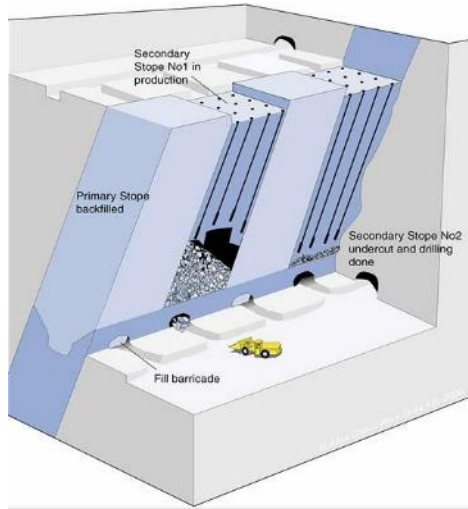
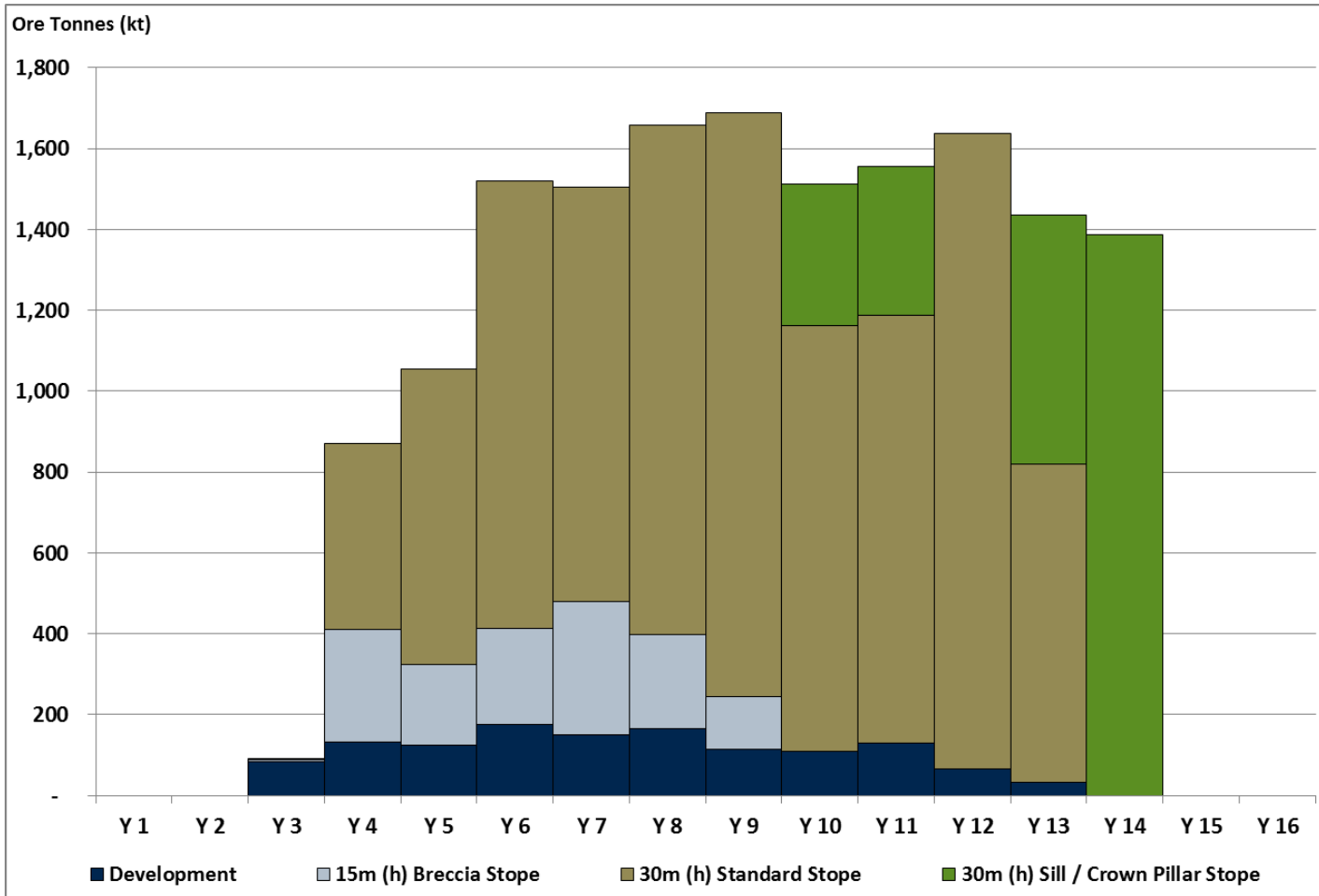


Table 16-22: Paste backfill mass design strength

Stope Dimension (m)	UCS (kPa)				Factor of Safety
	1st Exposure	2nd Exposure	3rd Exposure	4th Exposure	
20m (w) x 20m (l) x 30m (h) (Standard Stope)	300	350	500	550	1.5
10m (w) x 20m (l) x 15m (h) (Breccia Zone Stope)	200	250	300	350	1.5

UG Project Production Profile



Note: Additional 2yrs of production stoping has been designed

Description	Yr. 1 US\$M	Yr. 2 US\$M	Yr. 3 US\$M	Total
Development	9	22	22	52
UG Mobile Equipment Pre-Production	9	2	16	27
UG Mobile Equipment Rebuilds	0	0	1	1
UG Mobile Equipment - Sustaining	0	0	0	0
UG Electrical Equipment	1	7	1	9
UG Infrastructure	2	19	2	23
UG Other	2	0	1	3
Total	23	50	43	116

Description	UG Pre-Production (US\$M)	UG LOM Capital (US\$M)
Underground Mining Capital		
Development	52	25
UG Mobile Equipment Pre-Production	27	0
UG Mobile Equipment Rebuilds	1	22
UG Mobile Equipment - Sustaining	0	23
UG Electrical Equipment	9	0
UG Infrastructure	23	4
UG Other	3	0
Total Underground Capital	116	75

Permanent Equipment



SPRAYMEC MF050VC



RG001 ROAD GRADER



DT001 UG TRUCK



AGITATOR TRUCK LF600



LHD R2900 CAT



JUMBO DRILL DD421



IT62H CARRIER



CAT TH514 TELEHANDLER

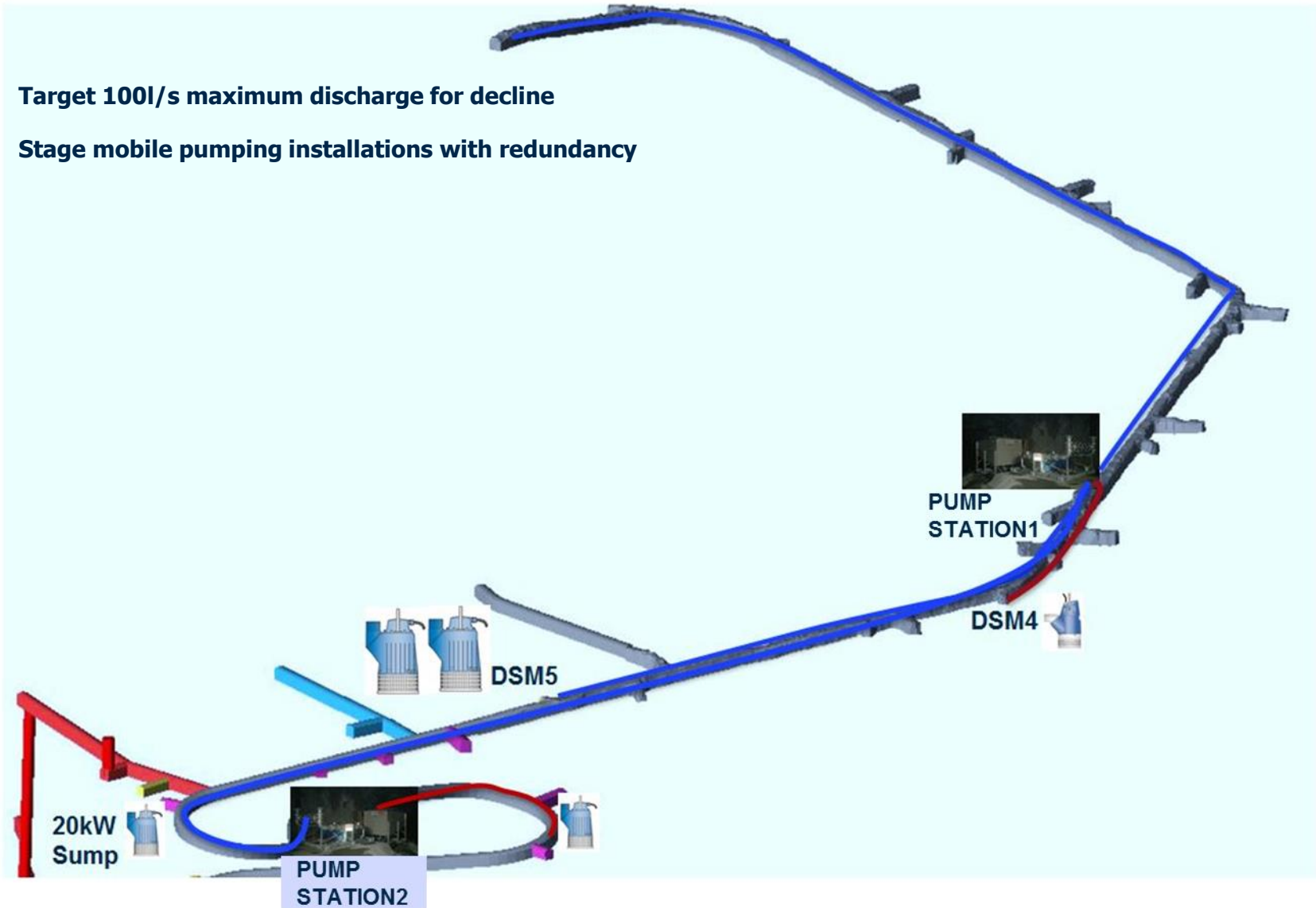


CC1400(2X150) kW VENT FAN

Auxiliary Pumping

Target 100l/s maximum discharge for decline

Stage mobile pumping installations with redundancy

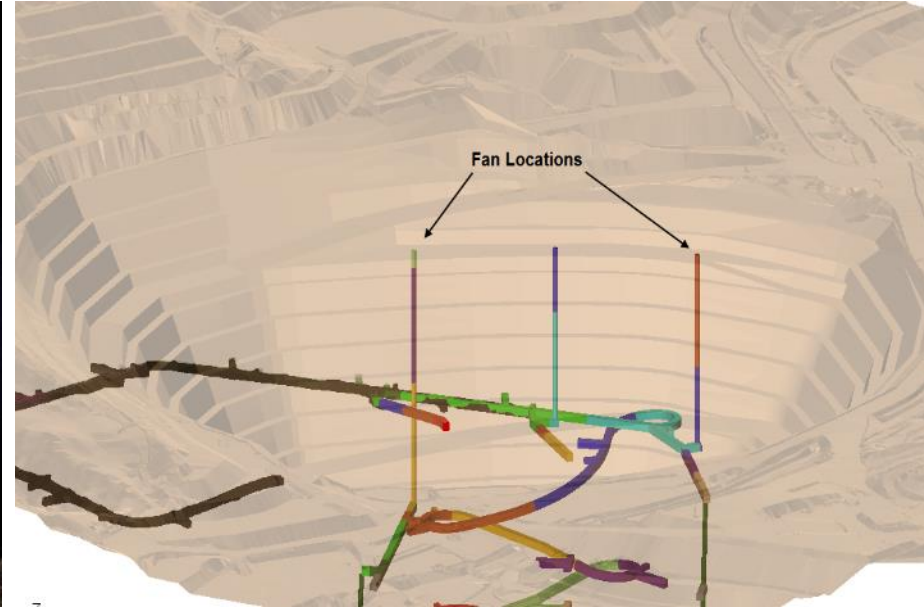


Primary Vent Fans

Planned Vent fans



Vent fan Locations





ENVIRONMENT MANAGEMENT



Regulatory Citations



2015

- ▶ Presidential Mineral Industry Environmental Award
- ▶ Safest Surface Mining Operation Award and
- ▶ Safest Mining Operation-Metallic Category
- ▶ Pusong Minero Awards for OGPI ERT and DELTA Mining
- ▶ Finalist – PCCI E3 awards
- ▶ Mother Nature Award – PCAPI
- ▶ Success Story Award (1st place) – PCAPI
- ▶ Outstanding Pollution Control Officers – PCAPI
- ▶ Best environmental excellence award (Bronze) – 7th Annual Global CSR Summit and Awards (Indonesia)

2014

- ▶ Presidential Mineral Industry Environmental Award (PMEIA) - Platinum Achievement Award (Surface Mining Category)
- ▶ PMSEA-Safest Mining Operation Award (Metallic Category)
- ▶ PMSEA - Safest Surface Operation Award
- ▶ EMB R2 - Plaque of Recognition as National Entry to the 2013 Philippine Environmental Partnership Program (PEPP)

Didipio Integrated Management System (ISO 14001:2004/OHSAS 18001:2007)



Certificate of Registration

This is to certify that

OceanaGold (Philippines), Inc.

Didipio Mine, Barangay Didipio, Kasibu, Nueva Vizcaya,
Philippines

operates an environmental management system which has been assessed as
conforming to

ISO 14001:2004

for the scope of activities

**Mining and milling of gold and copper deposits for the
production of gold bullion and of gold and copper
concentrates.**

Certificate No: **CIP/5183E/15/12/948** Issue Date: **12 January 2016**
Valid until **14 September 2018** subject to adherence to the agreed ongoing audit programme, successful
endorsement of certification following each audit and compliance with CI Regulations

Signed for and on behalf of



President and Managing Director



Certification International Philippines, Inc., 8th Floor, OMNI-City Bldg., San Miguel Ave., Ortigas Center, Pasig City, Metro Manila, Philippines 1605

www.cert-int.com



Certificate of Registration

This is to certify that

OceanaGold (Philippines), Inc.

Didipio Mine, Barangay Didipio, Kasibu, Nueva Vizcaya,
Philippines

operates a health and safety management system which has been assessed as
conforming to

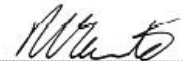
OHSAS 18001:2007

for the scope of activities

**Mining and milling of gold and copper deposits for the
production of gold bullion and of gold and copper
concentrates.**

Certificate No: **CI/16259HS** Issue Date: **12 January 2016**
Valid until **11 January 2019** subject to adherence to the agreed ongoing audit programme, successful
endorsement of certification following each audit and compliance with CI Regulations

Signed for and on behalf of



Authorised Signatory

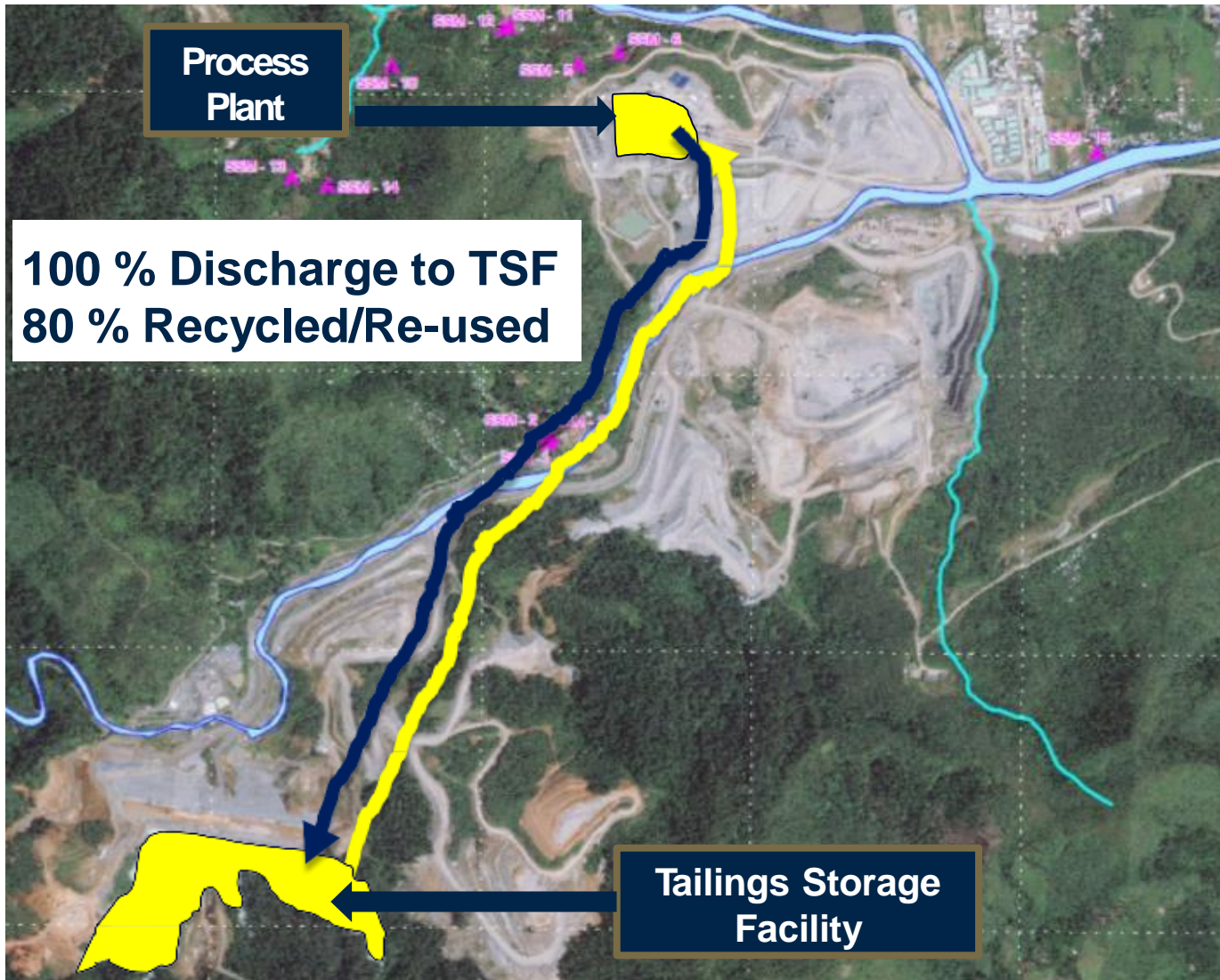


Certification International (UK) Ltd., Delta 100, Delta Business Park, Great Western Way, Swindon, Wiltshire, SN5 7XF, United Kingdom

www.cert-int.com



Water Management



Water Management

1. Regular testing of water quality
2. Treatment in Water Treatment Facility prior to discharge.
3. No discharge if water quality is not within DENR standard.



Water Treatment Plant




- ▶ Commissioned in August 2014 after 8-month completion
- ▶ Built and commissioned by Company workforce
- ▶ 34 metre diameter thickener
- ▶ 4,500 m³ capacity
- ▶ 2,000 m³/hr throughput rate
- ▶ Water discharged cleaner than water extracted from river
- ▶ Lower TSS level to < 70 ppm
- ▶ DENR effluent standard is 150 ppm



Water Treatment Plant Clarifier Overflow



Erosion Control, Slope Stabilization and Progressive Rehabilitation



Effective Hazardous Waste / Proper Chemical Management



**Centralized
Hazwaste Storage
Management**



**Hydrocarbons and
chemicals are stored in
bunded areas**



Third-party Environmental Compliance Audit (ECA)



OceanaGold (Philippines) Corp
Didipio Gold-Copper Mining
2013 Environmental Compliance Audit Report

February 2014



OceanaGold (Philippines), Inc.
Didipio Gold-Copper Mine Project
Environmental Compliance Audit

December 2015



Ecological Assessment and Monitoring of Biodiversity in Terrestrial and Aquatic Ecosystems in Didipio Gold Copper Project Nueva Vizcaya, Philippines



Employee Environment Stewardship

E-HERO PROGRAM



YOU WANT THESE ??

- Parker Pens
- Mag lite (flashlight)
- Planners
- Canisters
- Newsletter feature
- Citation certificate

ENVIRONMENTAL HERO
 is hereby awarded to

 In recognition of his contribution towards
 Environmental Stewardship and Excellence
 Given this 1st day of May, 2014 at OceanaGold Philippines Inc.,
 Davao, Kanlun, Ilocos Sur, Philippines.

REY MI BAUTISTA Environmental Supervisor	MANUEL S. ORDOÑEZ, JR. Environmental Supervisor	BRENNAN LANG General Manager
---	--	---------------------------------

Small Scale Mining Operations



Continuing Reforestation



Establishment of Nurseries





www.oceanagold.com

Innovation • Performance • Growth



OCEANAGOLD