



Level 18, 60 Albert Rd
South Melbourne VIC 3205
ABN 67 108 208 760
t +61 (03) 9209 9688

13th April 2016

ASX & Media Release

Investor Presentation

Please find attached a copy of the Investor Presentation held on 13 April 2016, for release to the market.

For further information:

Jason D'Arcy
Company Secretary
Jason.darcy@azurehealthcare.com.au
+61-(0)417677732

About Azure Healthcare Limited (ASXCode – AZV):

Azure Healthcare Limited is an international provider of healthcare communication and clinical workflow management solutions. The company is headquartered in Australia, has subsidiaries in six countries and supports healthcare facilities through our global reseller network which includes growing markets in health, aged care and remand care. Azure Healthcare services markets including Australia, New Zealand, Canada, UK, USA, Asia and the Middle East. For further information please refer to the Company's website www.azurehealthcare.com.au



Shareholder Roadshow

13 April 2016

Disclaimer

This Publication does not constitute an offer, invitation or recommendation for the sale or purchase of any securities in any jurisdiction.

References to, and the explanation of, legislation and regulatory issues in this Publication are indicative only and should not be relied on. They do not purport to summarise all relevant legislation and regulatory issues or to be a full explanation of any particular matter.

Past Performance

Past performance information given in this Publication is given for illustrative purposes and should not be relied upon as an indication of future performance.

Forward looking statements

The information contained herein involves elements of subjective judgment and analysis and may be identified by words such as 'may', 'could', 'believes', 'expects', 'intends' or other words that involve risk and uncertainty (collectively, **forward looking statements**). Any forward looking statements expressed in this Publication are subject to change without notice. They do not constitute, and should not be regarded as, a representation that the relevant results will actually be achieved or that the underlying assumptions upon which forward looking statements may be based are valid or reasonable. Actual results may vary from the forward looking statements and such variations may be material.

Other information

All financial amounts contained in this Publication are expressed in Australian currency unless otherwise stated. Any discrepancies between totals and sums and components in tables contained in this Publication are due to rounding.

Disclaimer

Other than to the extent required by law, neither Azure nor any of their respective affiliates, associates, shareholders, directors, officers, employees, agents, representatives and advisers (the **Azure Parties**) make any representation or warranty (express or implied) as to, and assume responsibility or liability for, the authenticity, origin, validity, accuracy or completeness of, or any errors in or omissions from, any information, statement or opinion contained in this Publication or in any accompanying, previous or subsequent material or presentation in connection with the subject matter of this Publication.

Without limiting the foregoing, none of the Azure Parties:

- makes or purports to make any statement or representation (including, but not limited to, any representation with respect to any forward looking statement) contained in this Publication;
- is responsible for the contents of this Publication;
- has verified the accuracy or completeness of this Publication; or
- is liable in any way for any misstatement in, or errors in or omission from, this Publication or in any accompanying, previous or subsequent material or presentation in connection with the subject matter of this Publication, except and then only to the extent required by law.

United States

In particular, this Publication is not an offer of securities for sale in the United States or to, or for the account or benefit of, U.S. persons (as defined in Regulation S under the United States Securities Act of 1933 (the Securities Act)). Azure, its affiliates and related bodies corporate are not and will be registering any securities under the Securities Act or the securities laws of any state of the United States or any other jurisdiction other than the Commonwealth of Australia.

This document has been prepared for publication in Australia and may not be released or distributed in the United States or to U.S. persons. Failure to comply with this directive may result in a violation of the Securities Act and/or another applicable law of the United States or another jurisdiction.



Participants

Graeme Billings

Non-Executive Chairman

Brett Burns

Non-Executive Director

Clayton Astles

Chief Executive Officer / Managing Director

Jason D'Arcy

Chief Financial Officer

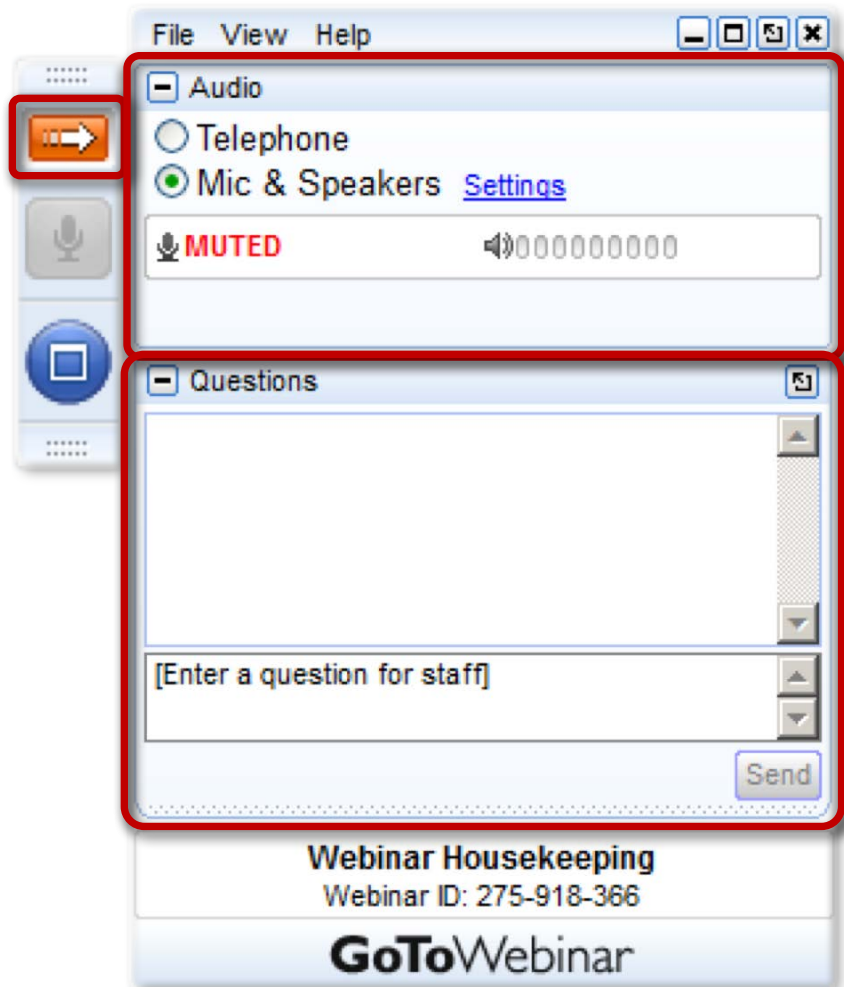
Stephen Belcher

Director – Research & Development

Kevin Higgins

User Experience Designer

GoToWebinar Housekeeping: Attendee participation



Your Participation

Open and close your control panel

Join audio:

- Choose **Mic & Speakers** to use VoIP
- Choose **Telephone** and dial using the information provided

Submit questions and comments via the Questions panel

Note: Today's presentation is being recorded and will be provided within 48 hours.

Agenda

- About Azure
- Year in Review
- Strategic Priorities
- Business Outlook
- Research & Development Overview
- New Products/ Products Demonstration
- Q&A

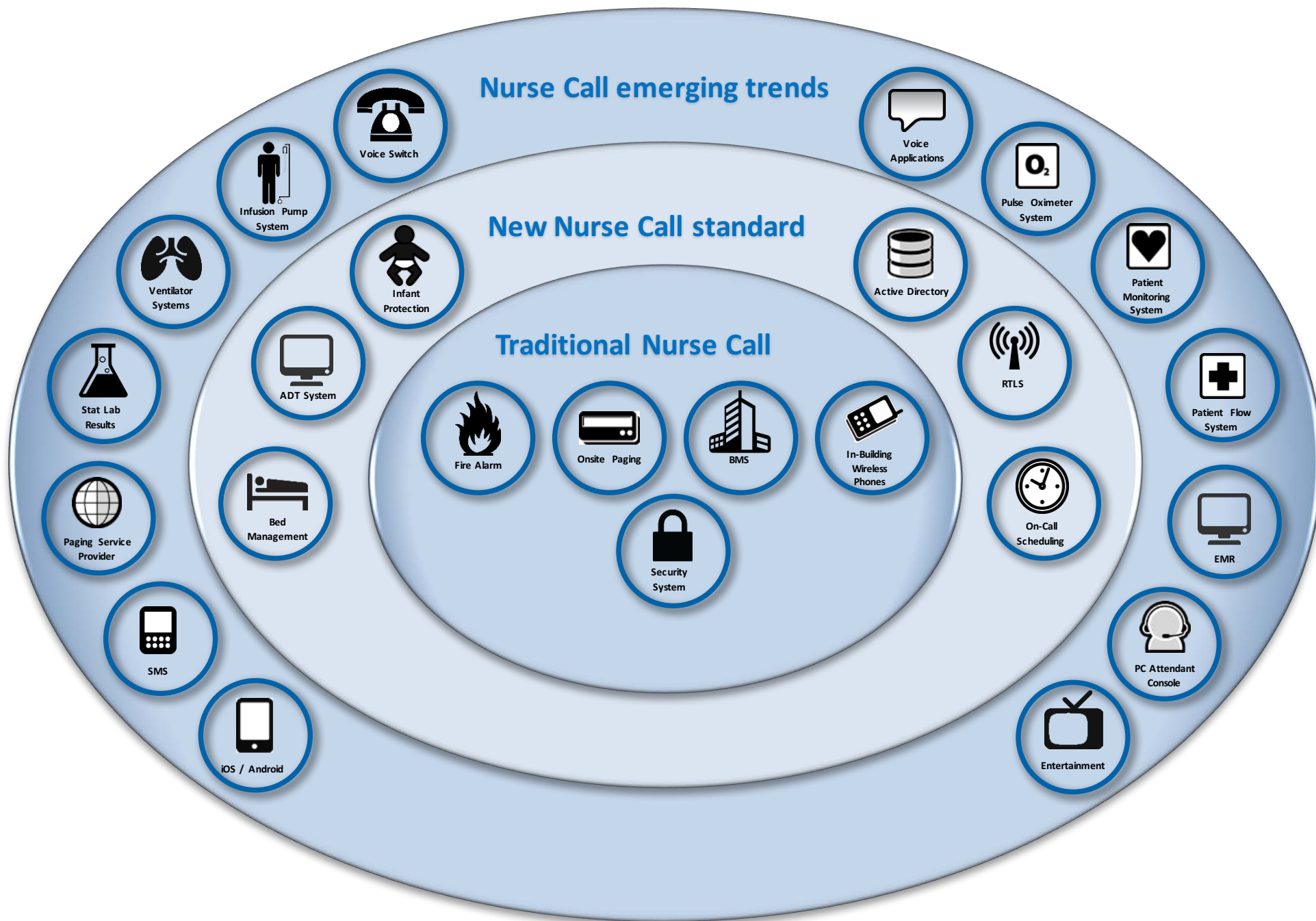
About Azure

- Established in 1986
- Global manufacturer of Nurse call Systems and Clinical Workflow solutions for hospitals and aged care facilities.
- Over 4,500 confirmed installations in 60 countries



Azure Healthcare

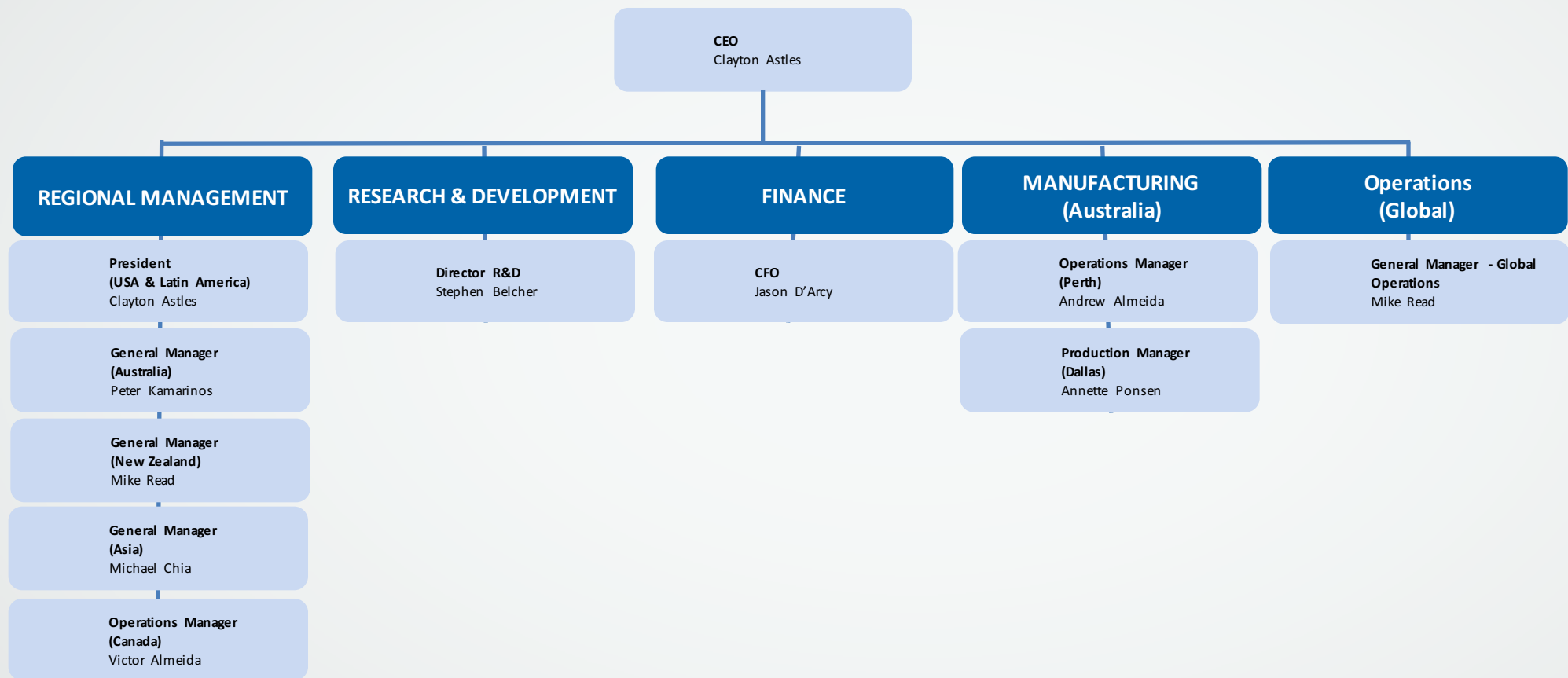




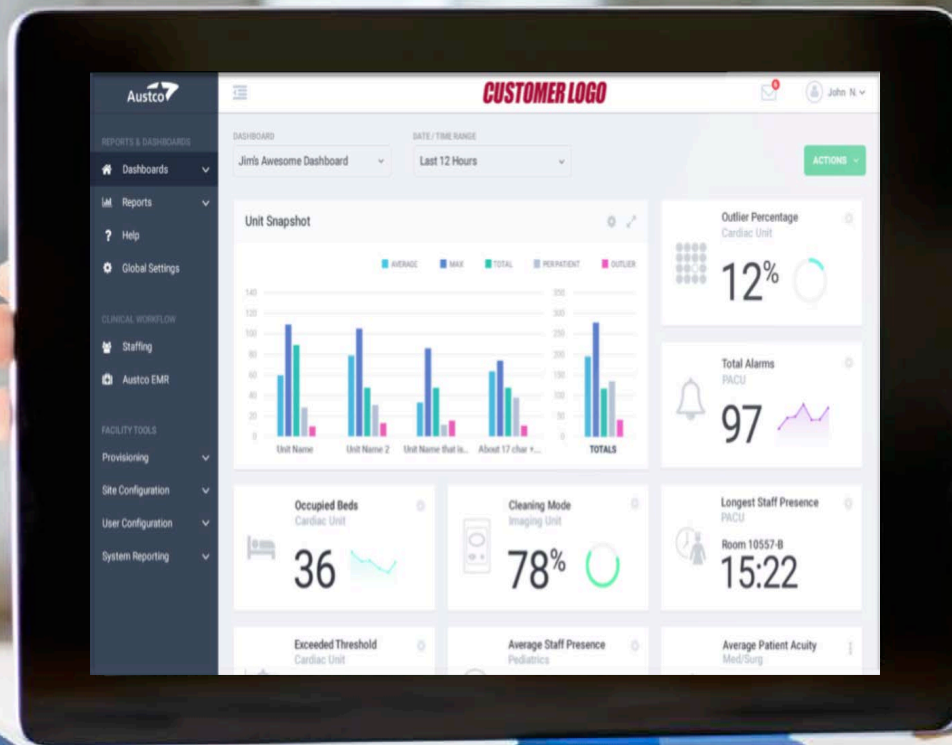
Corporate Structure



Management Structure

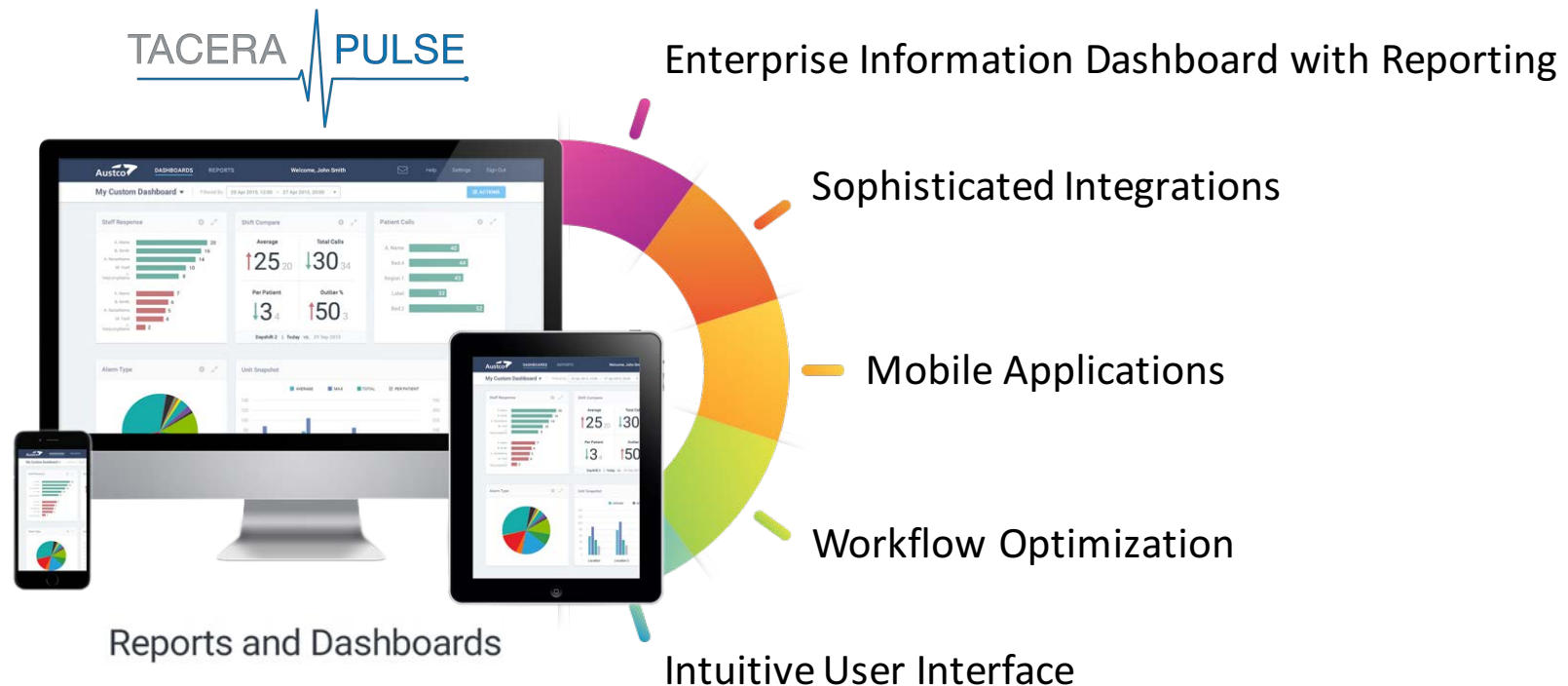


THE YEAR IN REVIEW



The Year in Review

Launched New Software Platform



The Year in Review

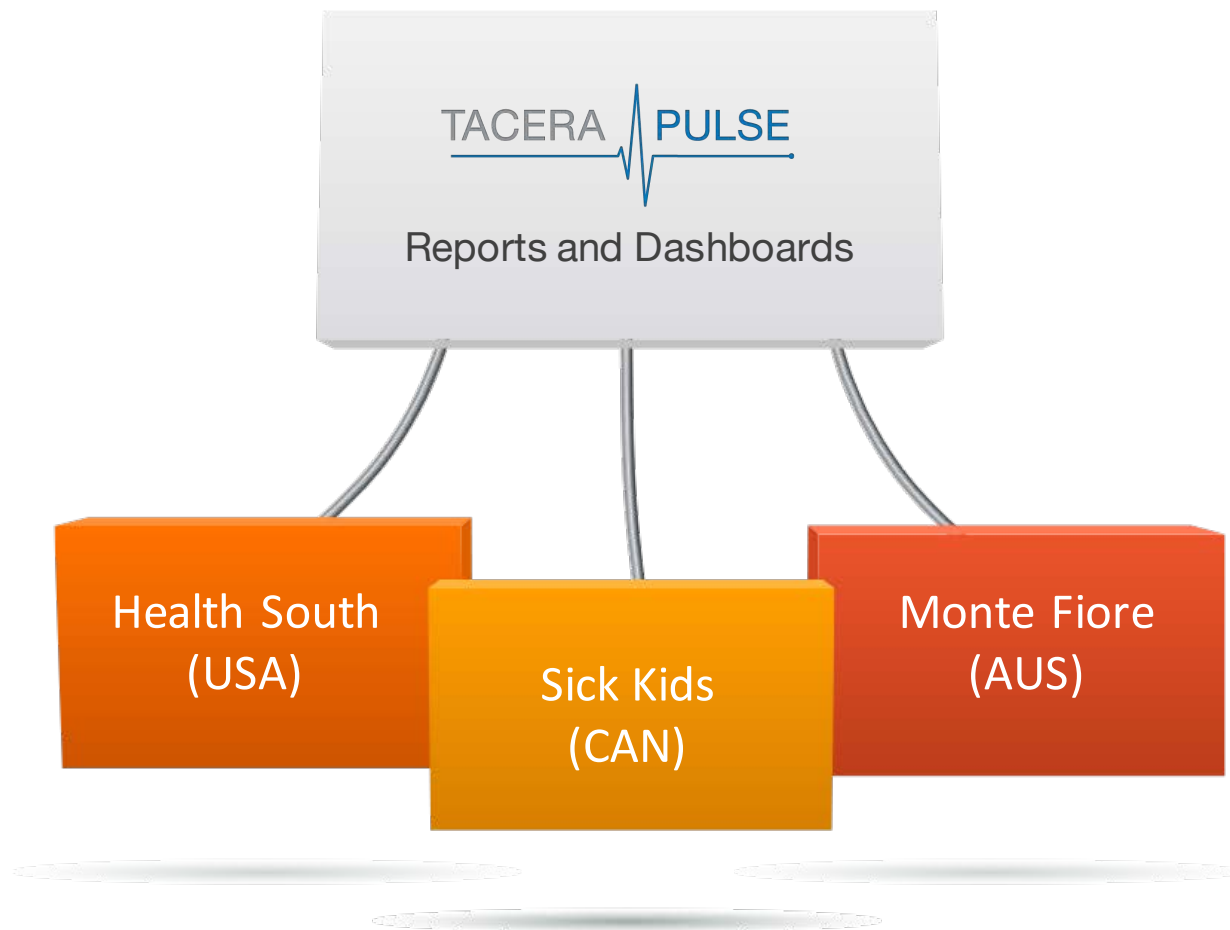
Attended HIMSS 2016



- HIMSS16 was attended by more than 40,000 health IT professionals, executives, and clinicians
- More than 1,200 health IT vendors and organizations exhibited at HIMSS16
- Encompasses 2.25 million square feet—that's 40 football fields!

The Year in Review

Upcoming Pilot Sites



The Year in Review

Large Project Deployments



700 Beds

Ng Teng Fong General
Hospital (NTFGH)



370 Beds

Sick Kids (SK)



300 Beds

Perth Children's Hospital (PCH)

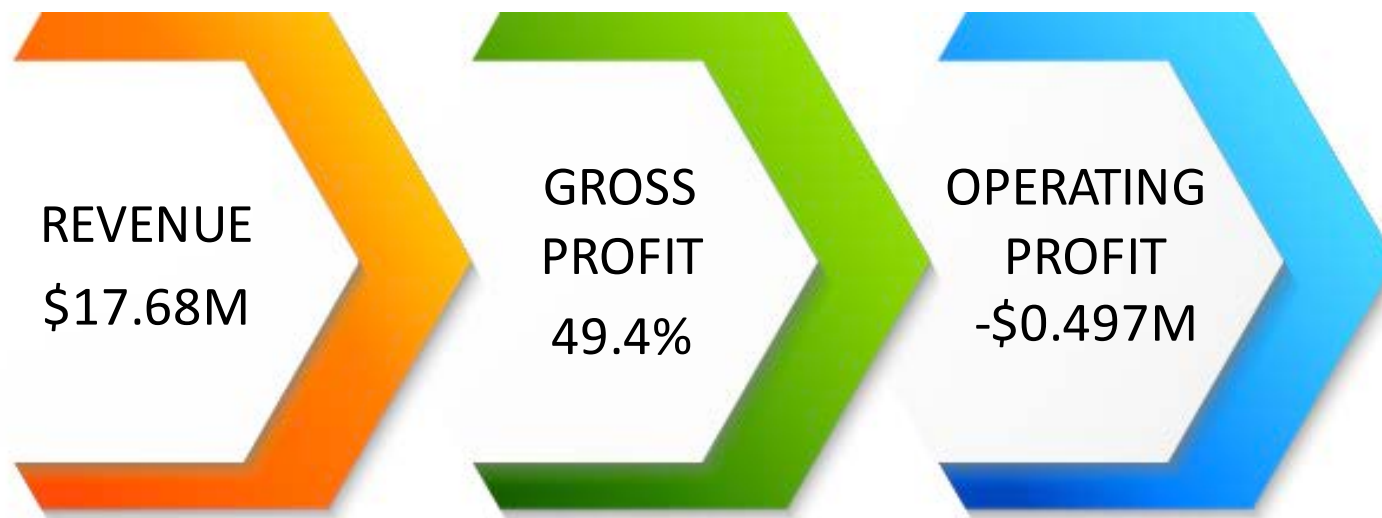


400 Beds

New Oakville Hospital (NOH)

The Year in Review

Half-Year Results



60 Countries



6 Global Offices




4,500 Systems

STRATEGIC PRIORITIES






Our Strategic Priorities

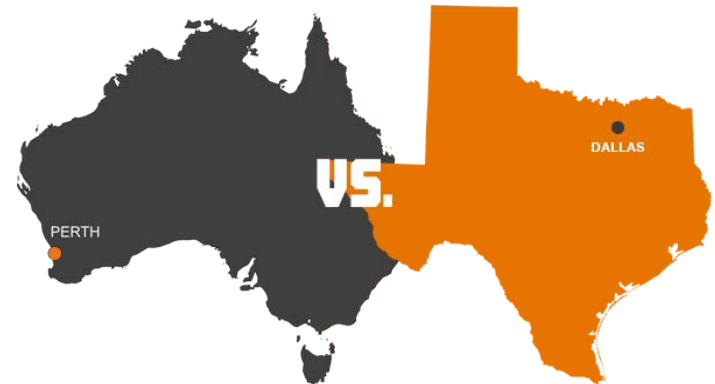
Organizational Restructuring



Our Strategic Priorities

Relocate Manufacturing to USA

| | | |
|-------------------|--|-----------------|
| Average wage |  | 21% Lower |
| Factory Overheads |  | 45% Lower |
| Break-Even Point |  | 3.5 Times Lower |



Our Strategic Priorities


Rationalize Product Lines

- Austco has more than 900 products in its portfolio
- Typically with companies that have many products, 80% of sales come from only 20% of those products
- Over 29 years, Austco has continued to add products to its portfolio while removing few
- Rationalize Austco products to approximately 300



Our Strategic Priorities

Reduce Headcount



Our Strategic Priorities

Introduce Subscription Pricing Model

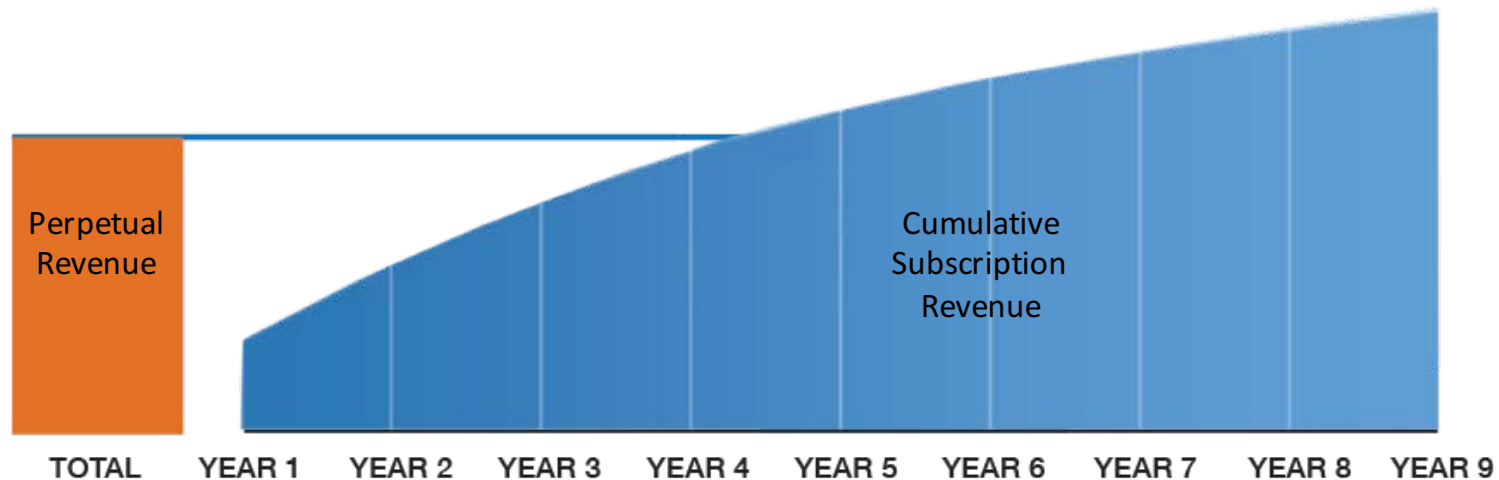
Benefits for Azure:

- Predictable and continuous revenue
- While subscribed, Azure has regular contact with the customer, rather than sporadic contact.
- More competitive on bids (cost of software is spread out over years)
- Improves forward cash flow and strengthens the balance sheet
- Higher revenue from long-term customers, generally beyond 3 year term



Our Strategic Priorities

Introduce Subscription Pricing



A Software as a Product (SaaS) company's revenue is a function of the number of **new** customers while the Software as a Service (SaaS) company's revenue is a function of the **total** number of customers.

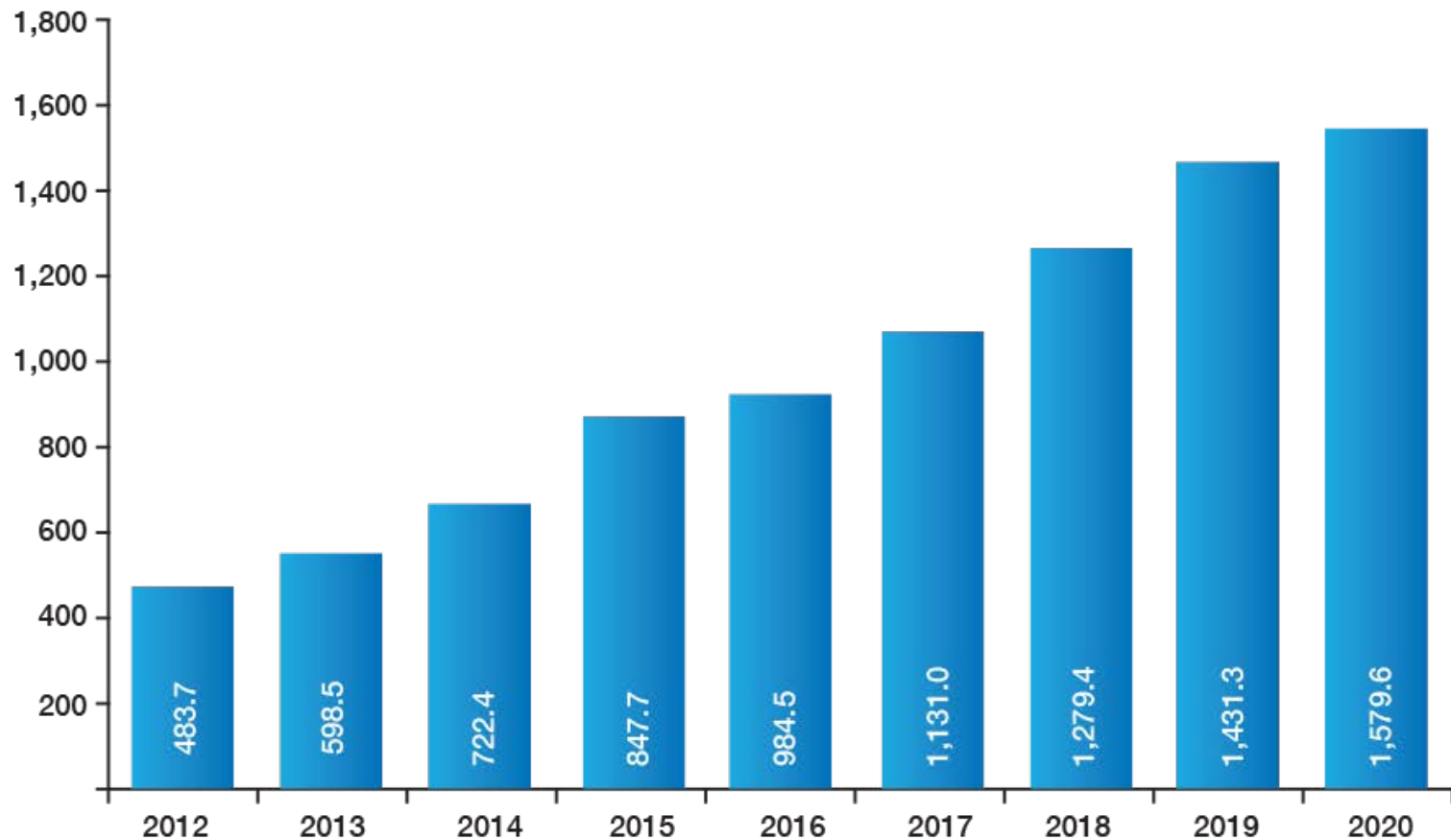
BUSINESS OUTLOOK



Business Outlook

Nurse Call Market Size

GLOBAL NURSE CALL SYSTEMS MARKET, 2012 - 2020, REVENUE (USD Mil)

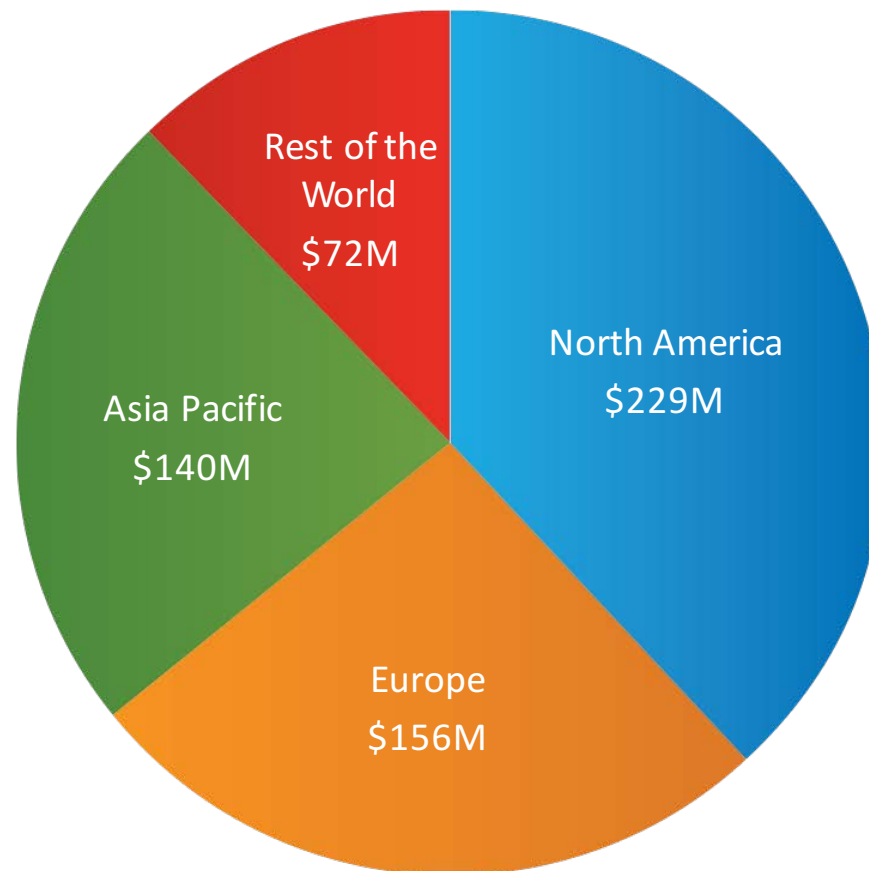


Source: TMR Analysis, December 2014

Business Outlook

Importance of North America

GLOBAL NURSE CALL SYSTEMS MARKET, BY GEOGRAPHY, 2013 (US\$ M)



Source: TMR Analysis, December 2014

Business Outlook

Investment Case



QUESTIONS?





Shareholder Roadshow

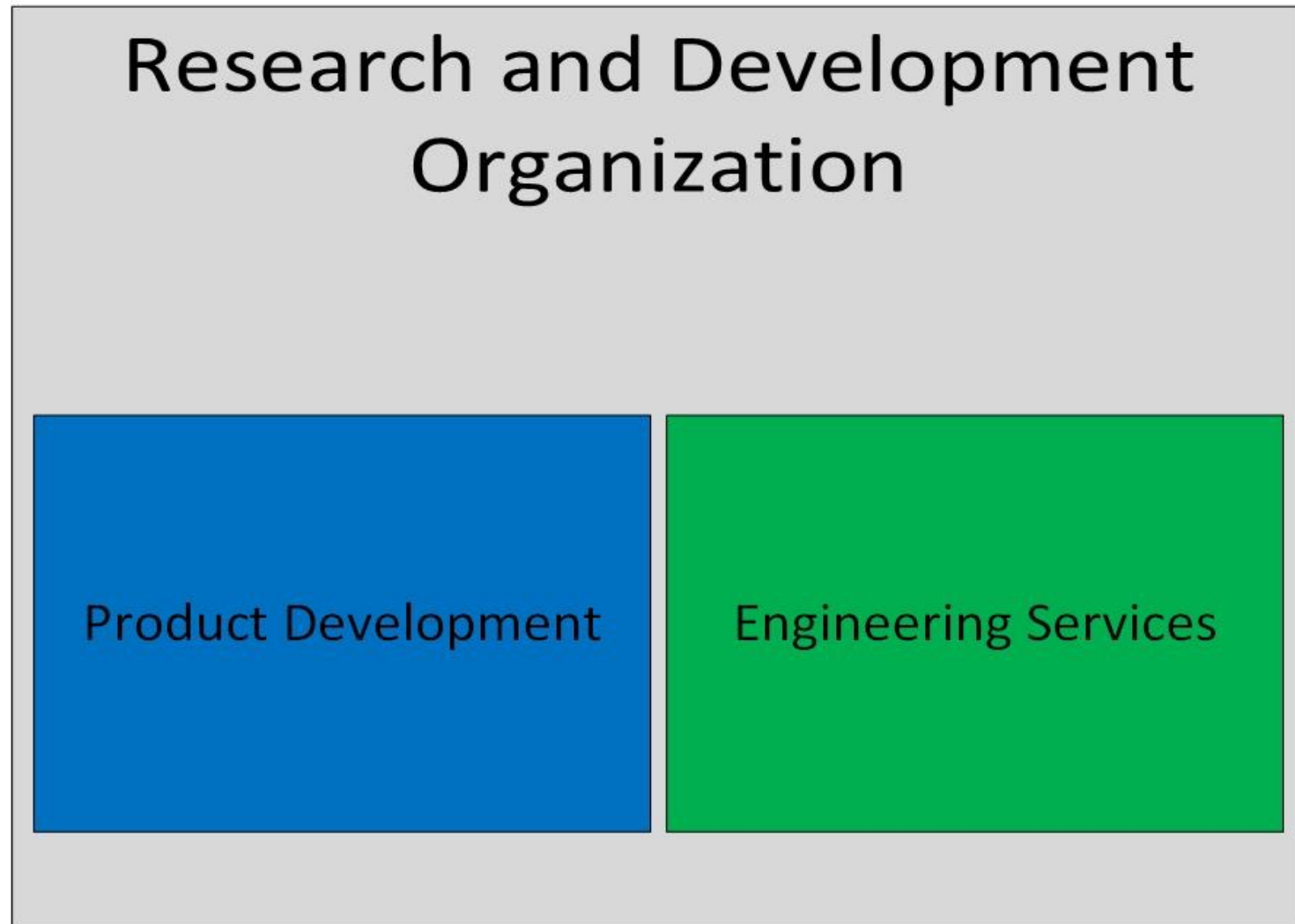
Presenter: Stephen Belcher

13 April 2016

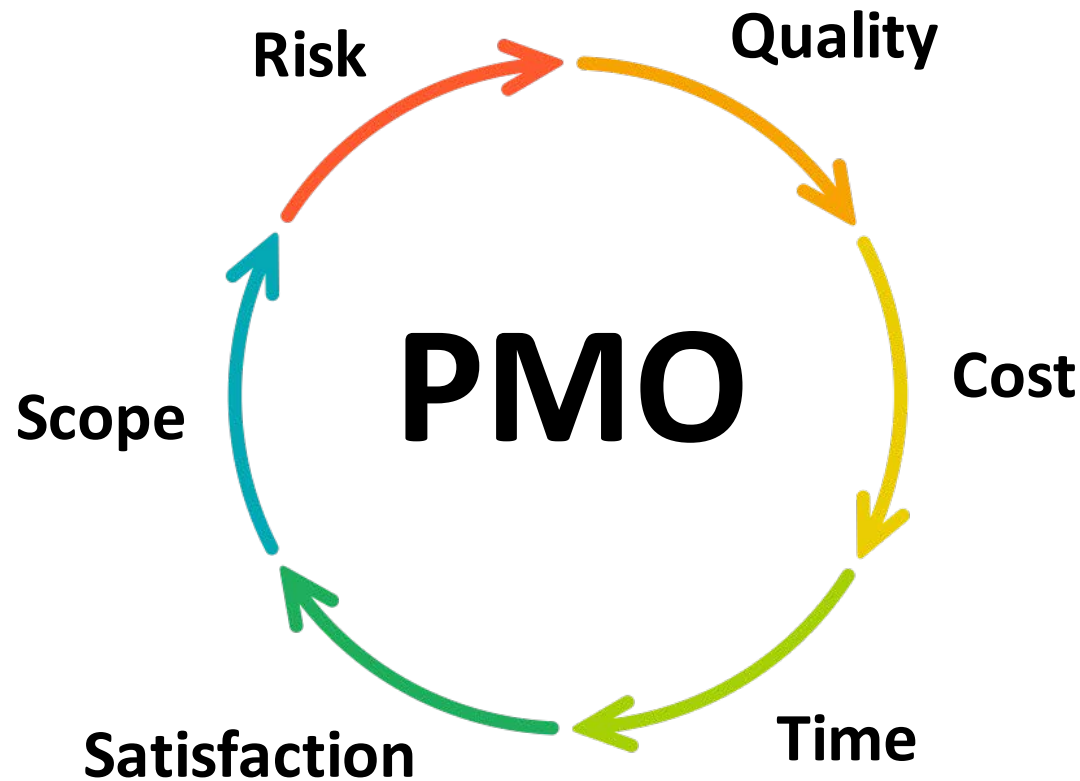
AGENDA: 3Rs

- Restructuring
- Realignment
- Roadmap

R&D Restructuring



Project Management Organization



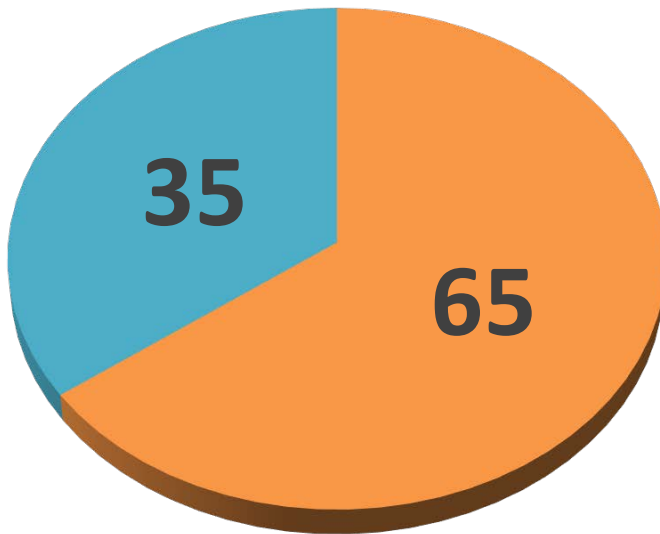
Stage-Gate Development Process

- Blueprint for managing product development
- Ensures regulatory compliance
- Each Gate exit requires a decision to continue



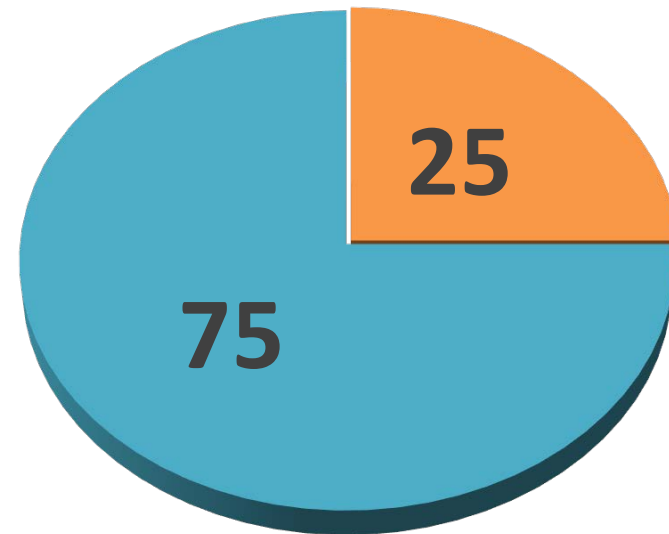
Project Realignment

FY15



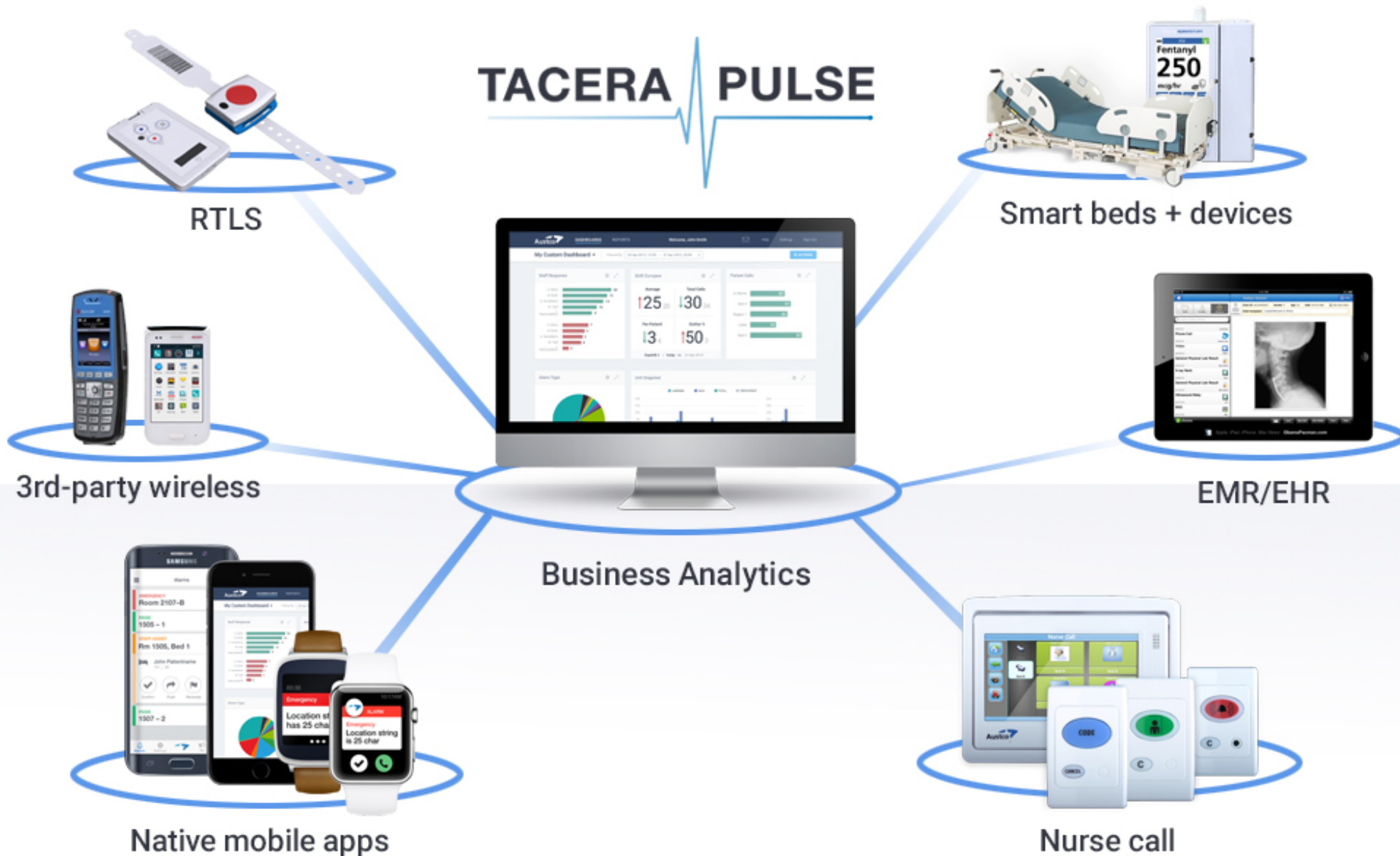
Hardware

FY16



Software

Research and Development Roadmap



R&D Product Development Focus

INTEGRATIONS

- KEY value add for customers
- Strategic partnerships
- Flexible licensing models



TACERA PULSE BENEFITS

Enhanced patient
satisfaction

Human resources
efficiency &
staff motivation

Better staff
monitoring &
management

Facilitate
information sharing



Real Time Locating Systems

Asset Management

Manage Patient Flow

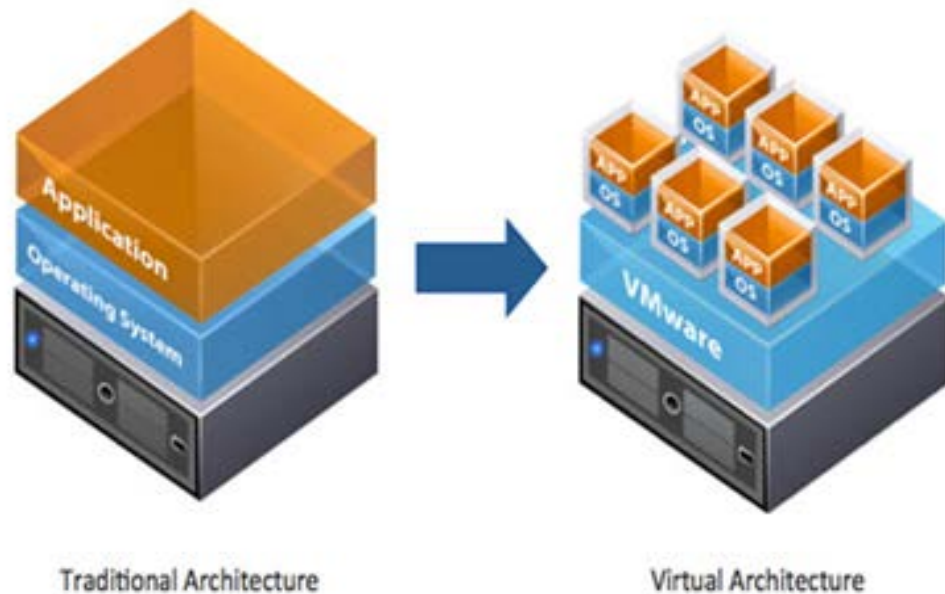
Measure Staff
Productivity

Increased Profitability



Virtualization

- Transforms hardware into software
- Benefits
 - Consolidation
 - Hardware Independence
 - Reliability



Mobility

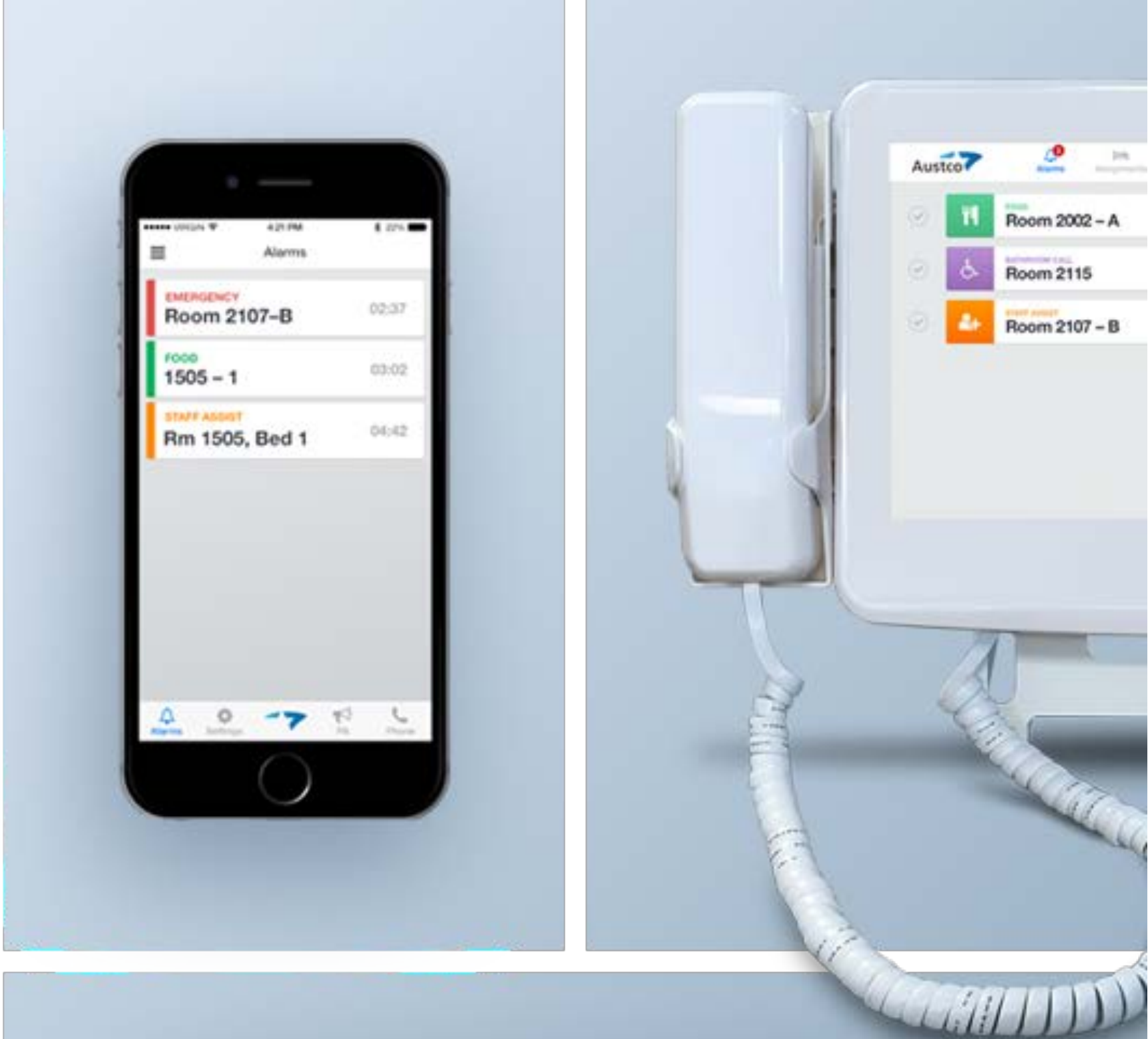
- Enhances user experience
- Improves operational efficiency
- Ultimately improves quality of care



Shareholder Roadshow

Presenter: Kevin Higgins
13 April 2016

| Austco | | |
|----------|----------------|-----------------|
| LOCATION | PATIENT | NOTES |
| 1200 - 1 | Constantine K. | DNR |
| 1200 - 2 | Amanda V. | Allergic to PC |
| 1201 - 1 | | |
| 1201 - 2 | Hermione G. | Allergic to Dip |
| 1202 - 1 | Bellatrix L. | NPO |
| 1202 - 2 | Isadora A. | |
| 1203 | Cornelius F. | Allergic to nut |
| 1203 - B | | |
| 1204 - 2 | Minerva M. | |
| 1205 | Rufus S. | DNR |
| | | |
| | | |
| | | |
| | | |
| | | |
| | | |
| | | |
| | | |
| | | |
| | | |



PRODUCT DEMOS

and future product opportunities



Kevin Higgins
User Experience Designer



TAGS



READER / ACCESS POINTS



SERVER



APPLICATIONS



RTLS Systems

RTLS FOR NURSE CALL



“Presence” over door light

Acknowledge alarms at nurse station

Track time spent in room, response time

Accurate for multi-bed rooms

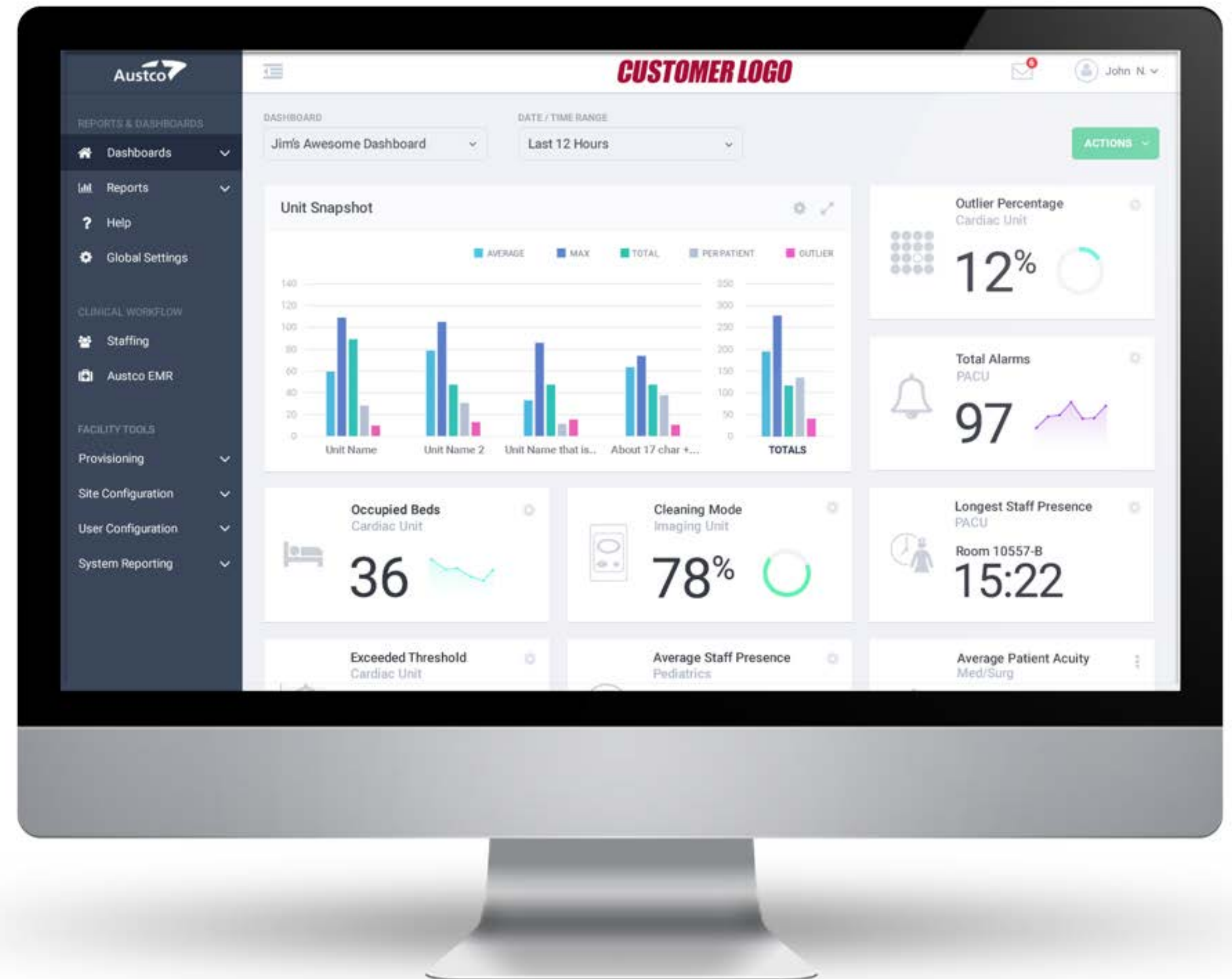
Position relative to other tags






REPORTS & DASHBOARDS

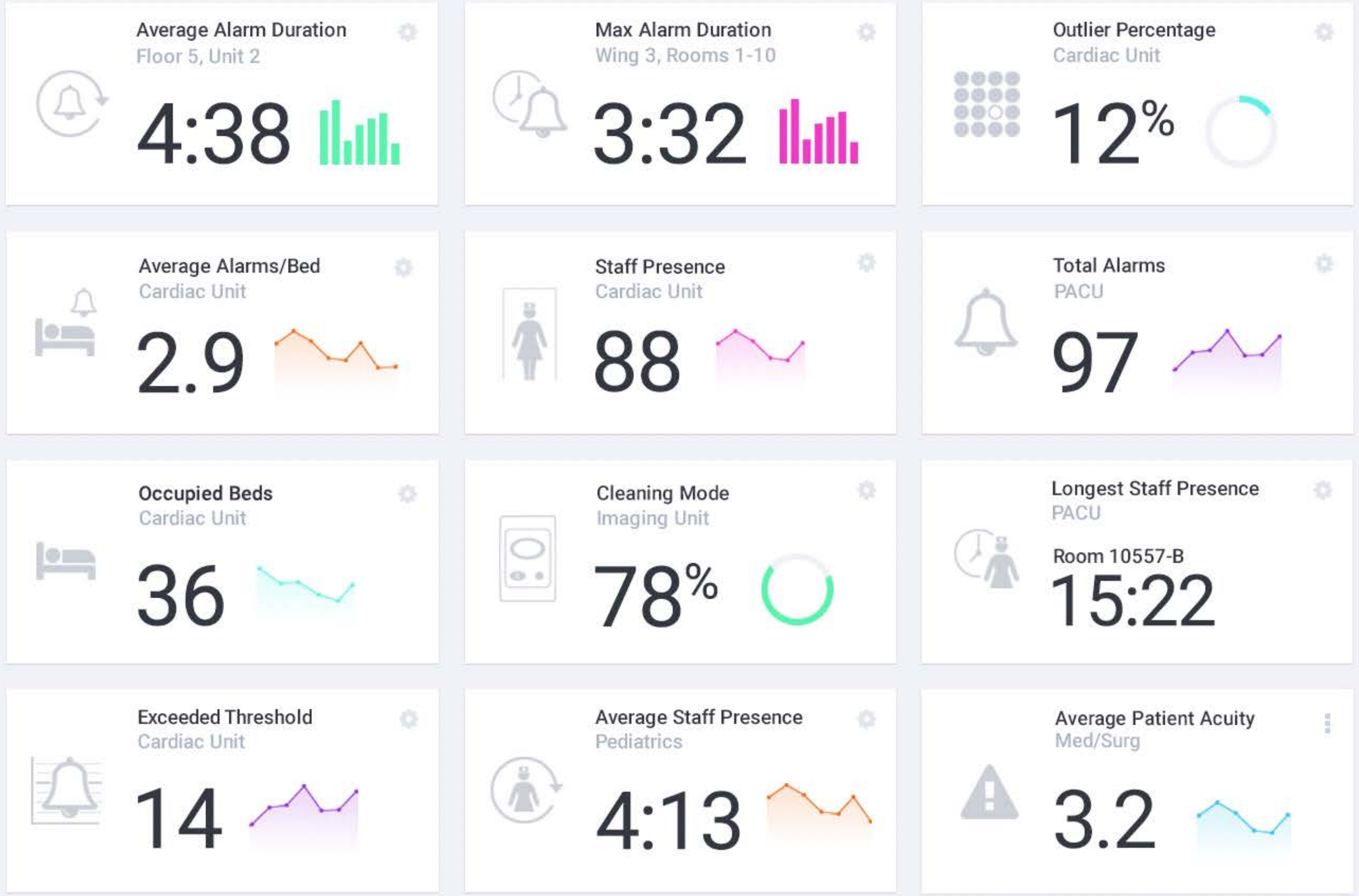
Analytics and reporting is a crowded market

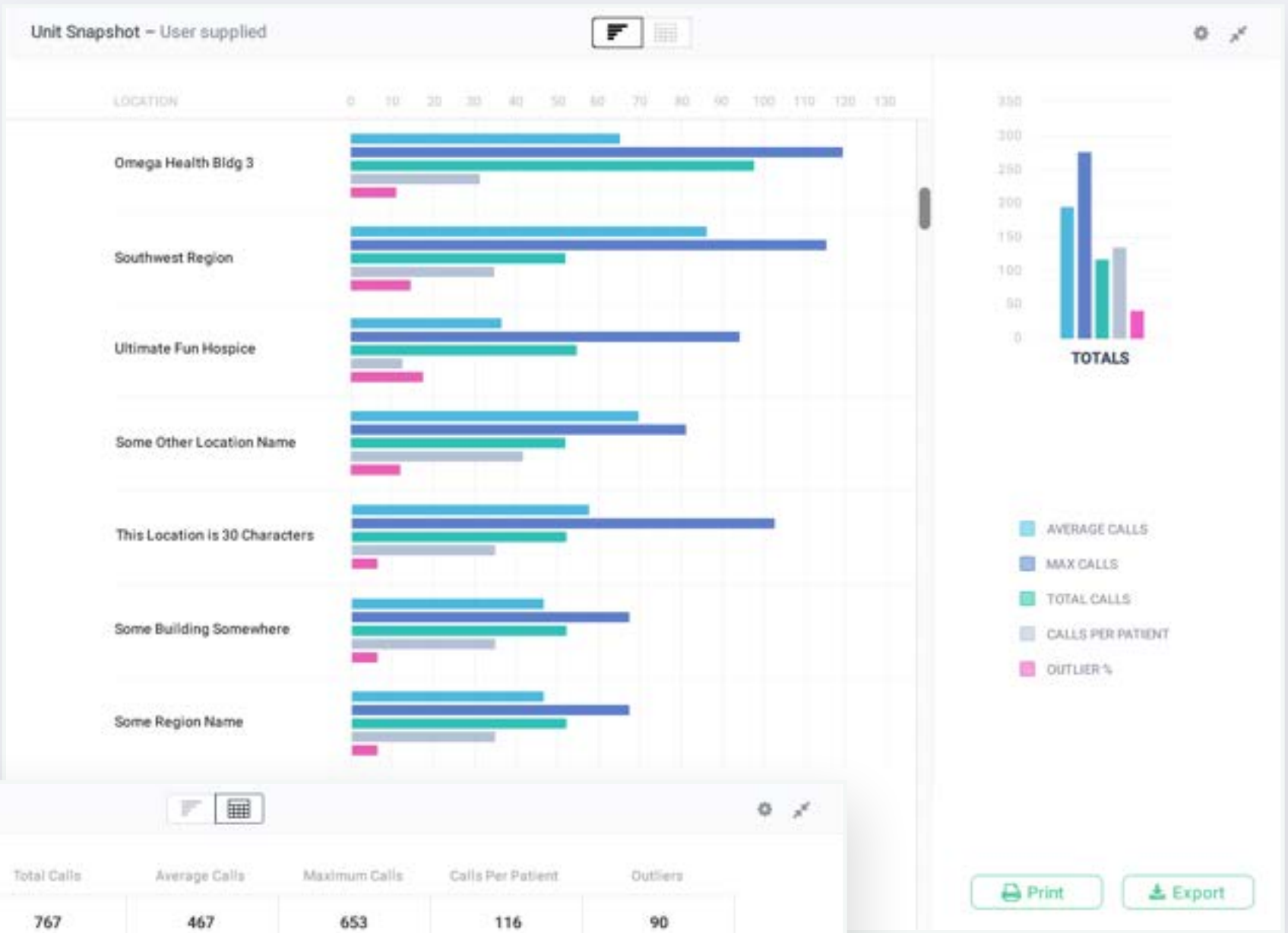
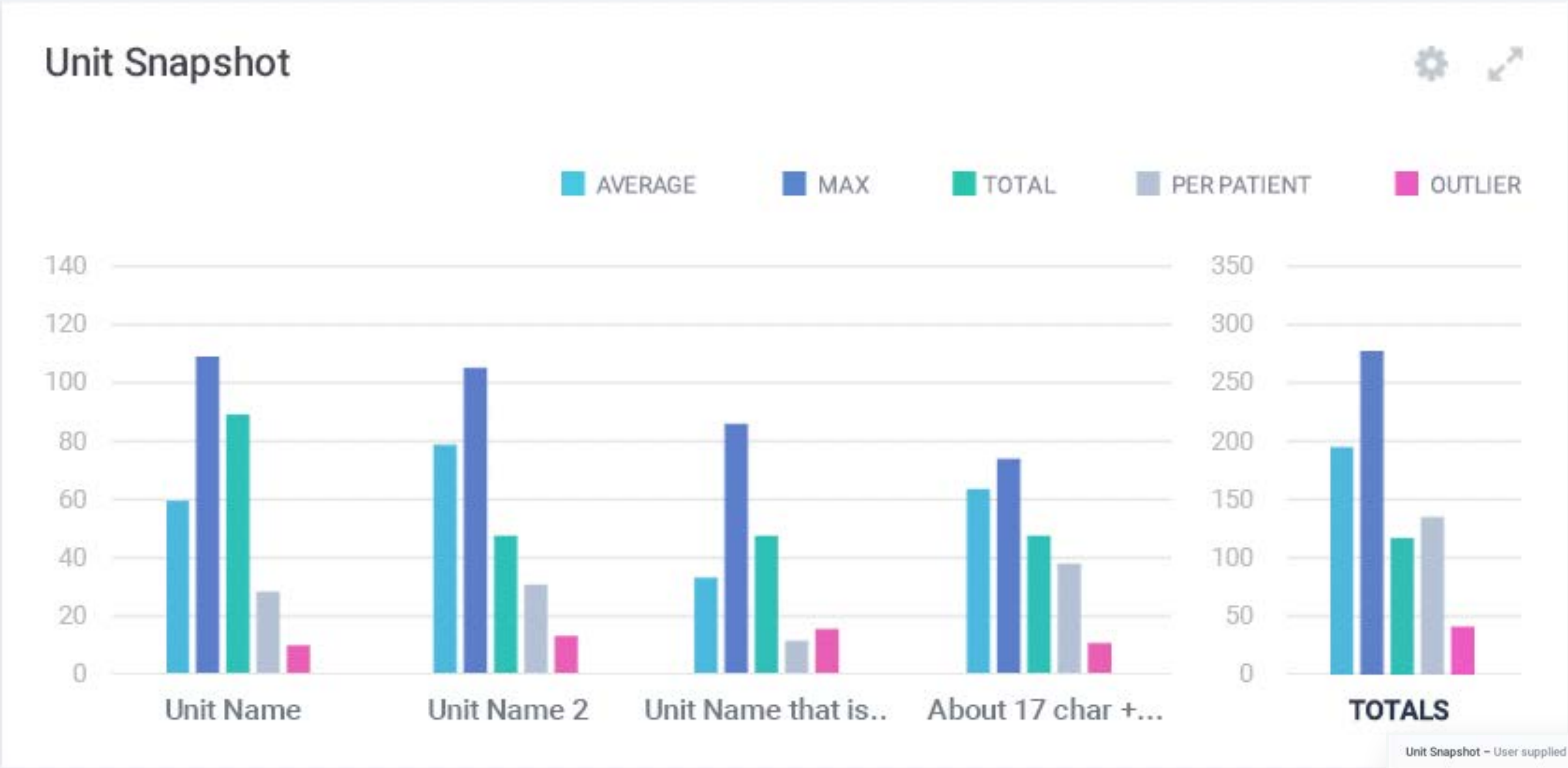
Few home-grown solutions

Austco's platform could be a market leader



-  Reports
-  Help
-  Global Settings
- CLINICAL WORKFLOW
-  Staffing
-  Austco EMR
- FACILITY TOOLS
- Provisioning
- Site Configuration
- User Configuration
- System Reporting





Unit Snapshot - User supplied

| Location | Total Calls | Average Calls | Maximum Calls | Calls Per Patient | Outliers |
|--------------------------------|-------------|---------------|---------------|-------------------|----------|
| TOTALS | 767 | 467 | 653 | 116 | 90 |
| Southwest Region | 98 | 37 | 92 | 5 | 10 |
| Ultimate Fun Hospice | 92 | 38 | 110 | 2 | 2 |
| Some Other Location Name | 108 | 59 | 82 | 4 | 8 |
| This Location is 30 Characters | 101 | 71 | 76 | 8 | 19 |
| Some Building Somewhere | 89 | 58 | 66 | 10 | 24 |
| Omega Health Bldg 3 | 88 | 54 | 43 | 5 | 9 |
| Some Other Location Name | 92 | 38 | 31 | 3 | 7 |
| This Location is 30 Characters | 94 | 29 | 46 | 12 | 19 |
| Some Building Somewhere | 105 | 28 | 67 | 14 | 28 |

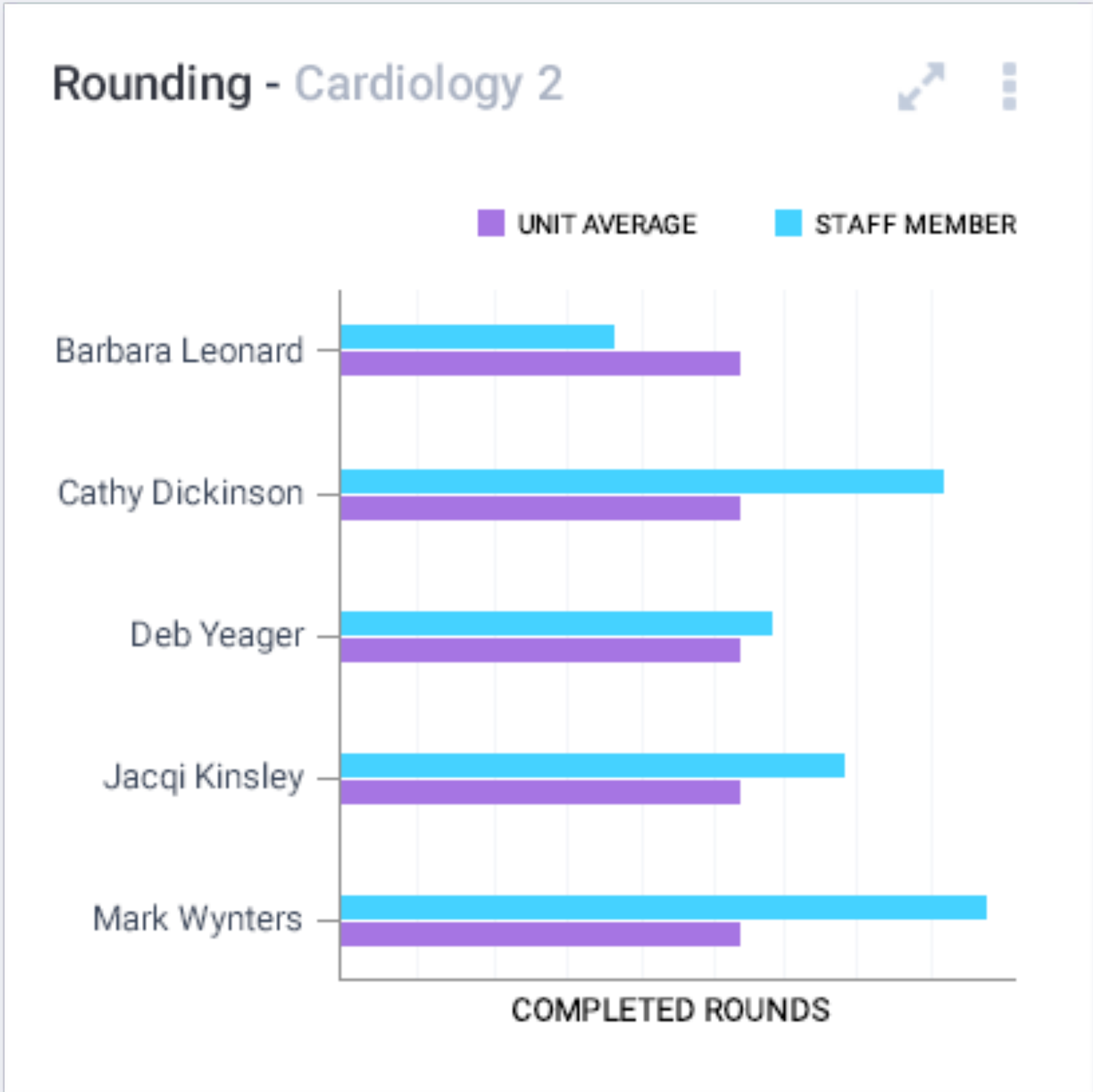
Print Export

UNIT SNAPSHOT

Top 4 units by alarm activity

Full screen shows all units

Table or chart view in full screen



ROUNDING

Staff vs. unit average
Requires RTLS

Alarm Details - Cardiology

| UNIT | LOCATION | TYPE | DATE | STARTED | |
|------------|--------------|--------------|------------|---------|-------------------------|
| Cardiology | 3002/Bed A | Call | 01/15/2015 | 14:24 | Details |
| Cardiology | 3002/Bed A | Call | 01/15/2015 | 14:04 | Details |
| Cardiology | 3002/Bed A | Staff Assist | 01/15/2015 | 13:16 | Details |
| Cardiology | 3002/EnSuite | Emergency | 01/15/2015 | 14:24 | Details |
| Cardiology | 3002/EnSuite | Call | 01/15/2015 | 14:16 | Details |
| Cardiology | 3002/EnSuite | Presence | 01/15/2015 | 14:00 | Details |
| Cardiology | 3003/Bed B | Call | 01/15/2015 | 14:02 | Details |
| Cardiology | 3003/Bed B | Food | 01/15/2015 | 14:47 | Details |
| Radiology | 4001/Bed A | Presence | 01/14/2015 | 16:14 | Details |

ALARM FORENSICS

Displays all alarms from filtered dates and locations
Export list as a report, or click for details

Alarm Details

[Close](#)

FACILITY

Baylor Medical, Denton

UNIT

Cardiology

LOCATION

3002/En Suite

TYPE

Patient Call

DATE

01/15/2015

START TIME

14:24

STOP TIME

15:04

DURATION

40 min

RESPONDING STAFF

Shelley Miller

STAFF ROLE

RN

PATIENT

Alice Patientname

Timeline

- 14:24 Alarm triggered by **Alice Patientname**
- 14:27 Alarm escalated to RN-level
- 14:29 Call answered by **Shelley Miller** at nurse's station [Listen](#)
- 14:29 Reminder set for 5 min. Sent to **all assigned staff**.
"Patient needs additional pain meds"
- 14:33 **Shelley Miller** presence in patient room.
- 14:34 Alarm escalated to **Emergency** by **Shelley Miller**

[Print](#)[Export](#)

ALARM DETAILS

Data

Event timeline

VOIP recordings

Print and export

WIDGET STORE

Browse all widgets

Trial period

Seamless purchasing

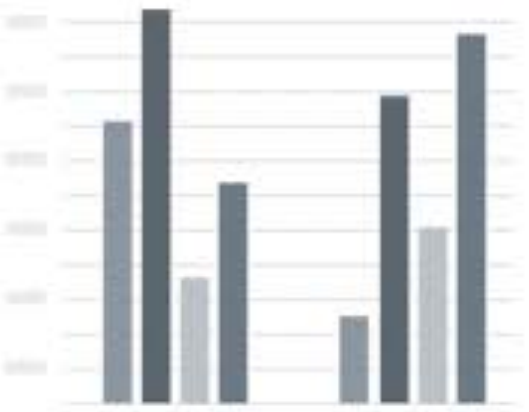
A-la-carte licensing

CUSTOMER LOGO

Add a Widget

Sort By: My Widgets

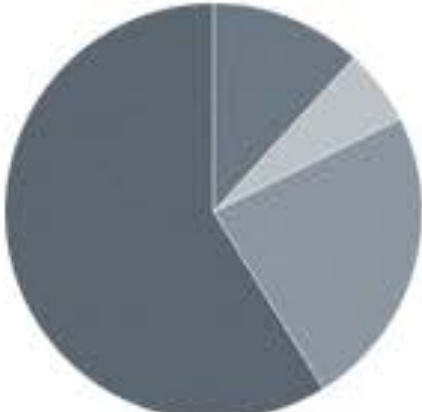
Close



Unit Snapshot

Alarm metrics for units within a given facility, along with facility totals.


+ ADD



Alarm Types

A pie chart showing the total alarm count and a breakdown of alarms by type.

+ ADD



Staff Response

Bar graphs representing staff who have answered the most and the fewest calls

+ ADD

Average

↑25₂₀

Total

↓30₃₄

Per Patient

↓3₄

Outlier %

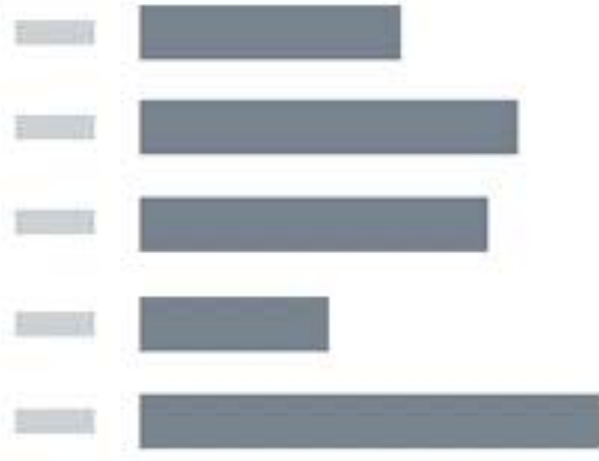
↑150₃

Dayshift 2 | 29 Sep 2014 vs. 22 Sep 2014

Shift Compare

Compares alarm activity of current shift vs. last instance of same shift.

INFO



Patient Calls

Bar graph depicting the locations generating the most calls.

INFO

| UNIT | LOCATION | TYPE |
|------------|--------------|--------------|
| Cardiology | 3002/Bed A | Call |
| Cardiology | 3002/Bed A | Call |
| Cardiology | 3002/Bed A | Staff Assist |
| Cardiology | 3002/EnSuite | Emergency |
| Cardiology | 3002/EnSuite | Call |
| Cardiology | 3002/EnSuite | Presence |
| Cardiology | 3003/Bed B | Call |
| Cardiology | 3003/Bed B | Food |

Alarm History

All alarm activity for filtered dat and time range, plus complete details on alarm.

INFO

Products displayed are for demonstration purposes only.

10

NURSE CALL GUI

Designed for touch screen

Allows nurses to focus on care,
not technology

Designed by nurses





<http://austco.com/media/roadshow2016-tacerawalkthrough.mp4>

MOBILE APPS

BYOD

Lets nurses use technology they already know

Nurses not tied to a station



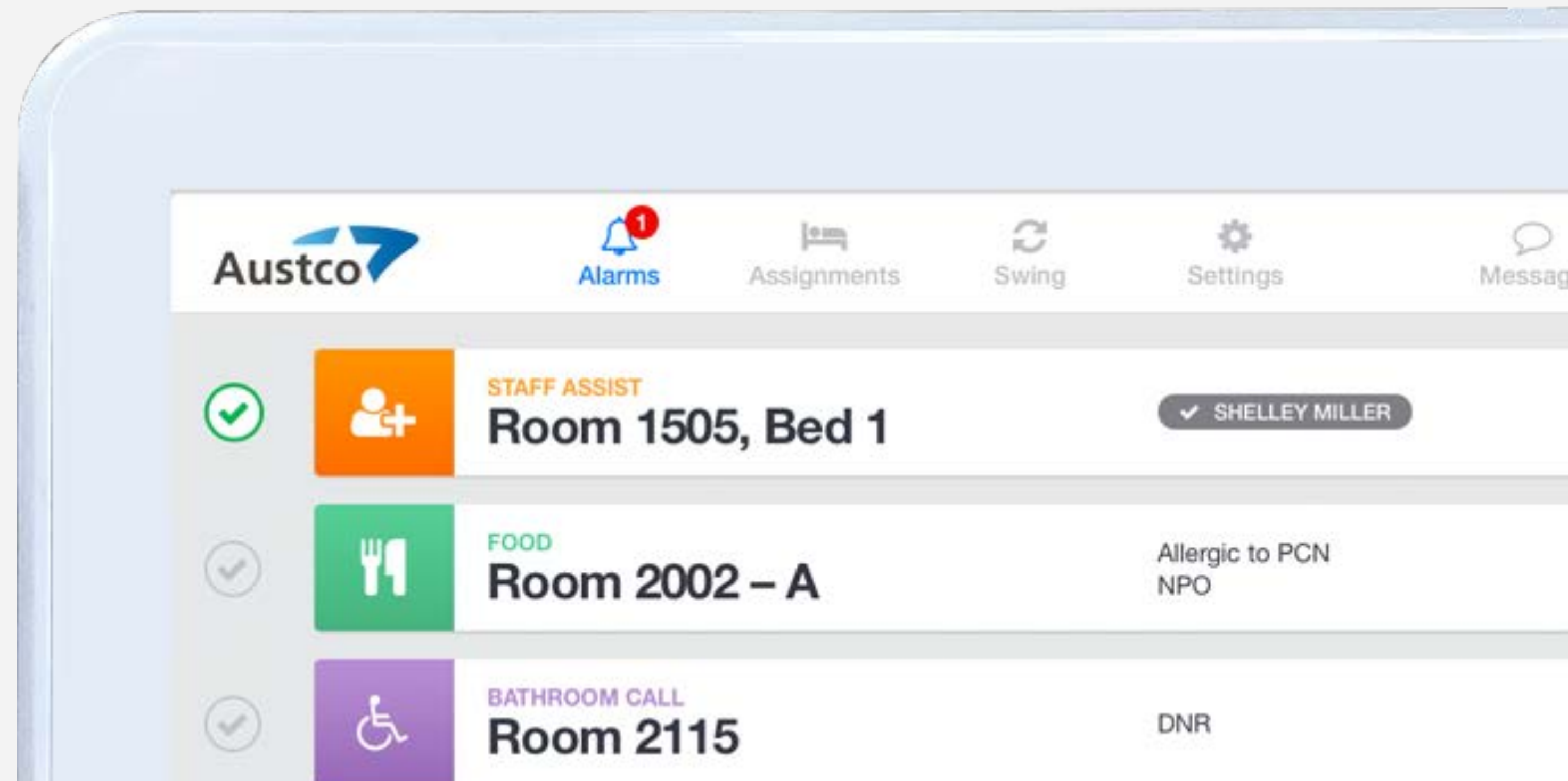
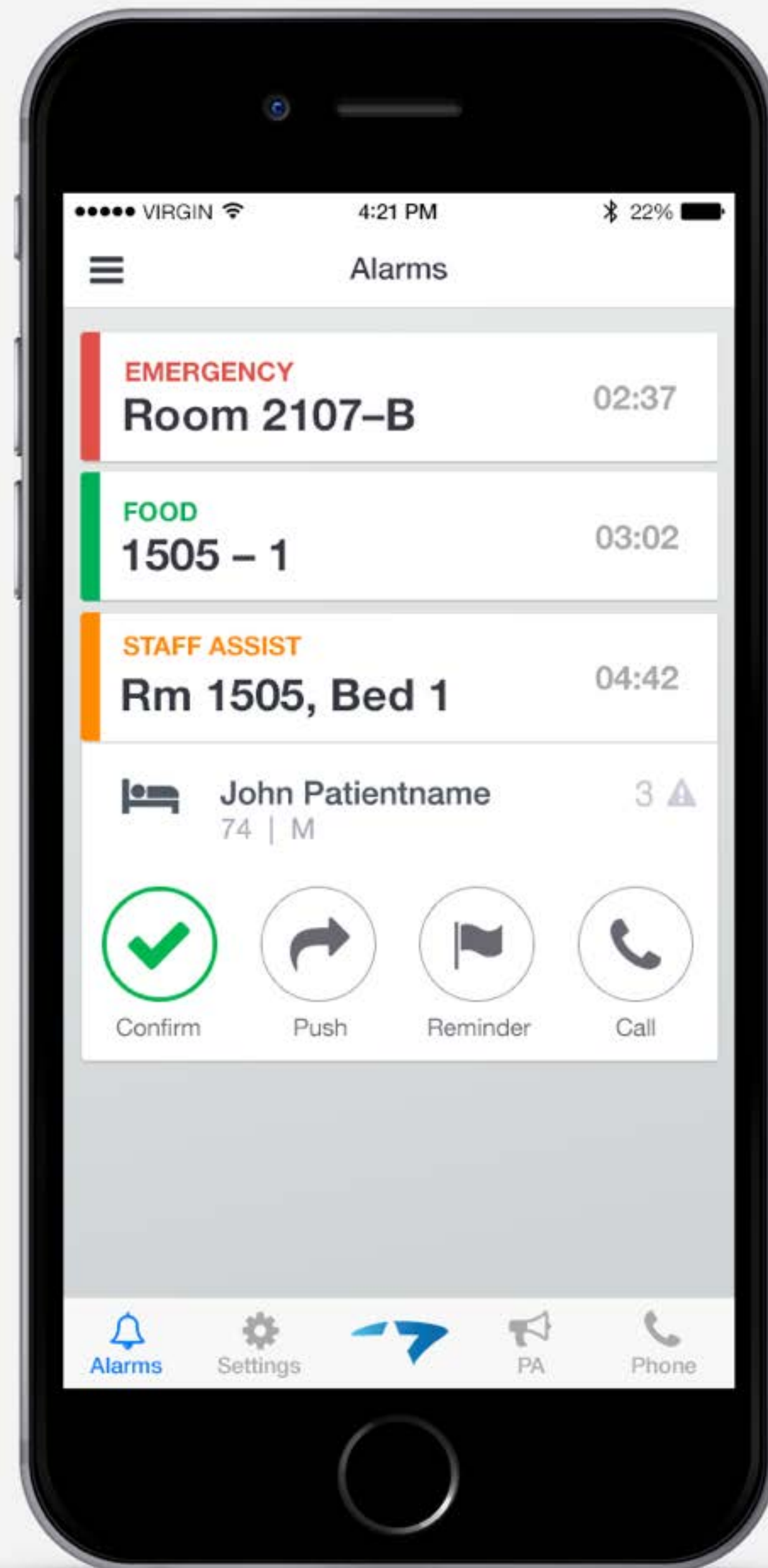
Products displayed are for demonstration purposes only.

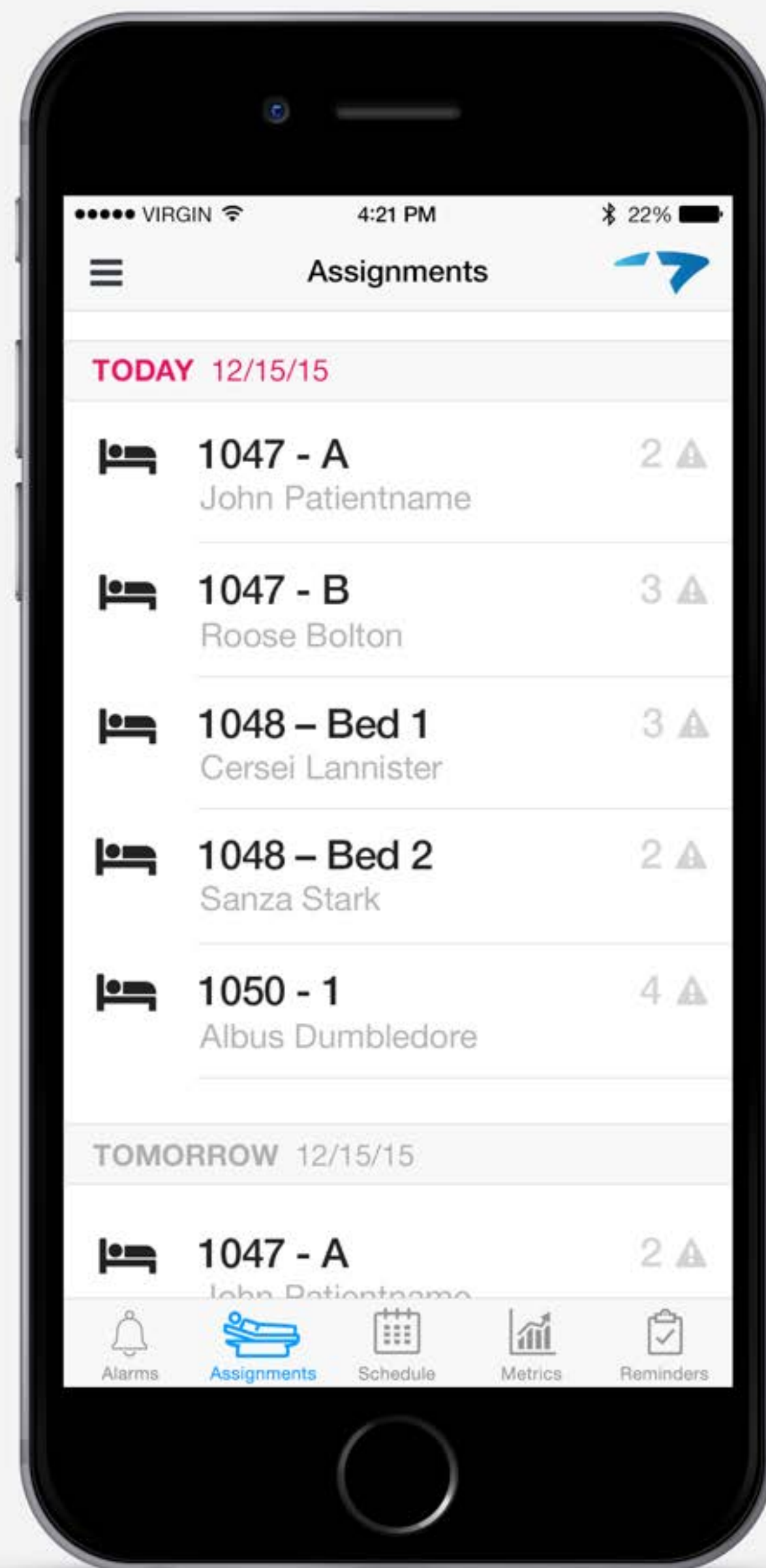
HOMEPAGE

Alarm management

Same interactions as nurse station

“Acknowledge” from any device



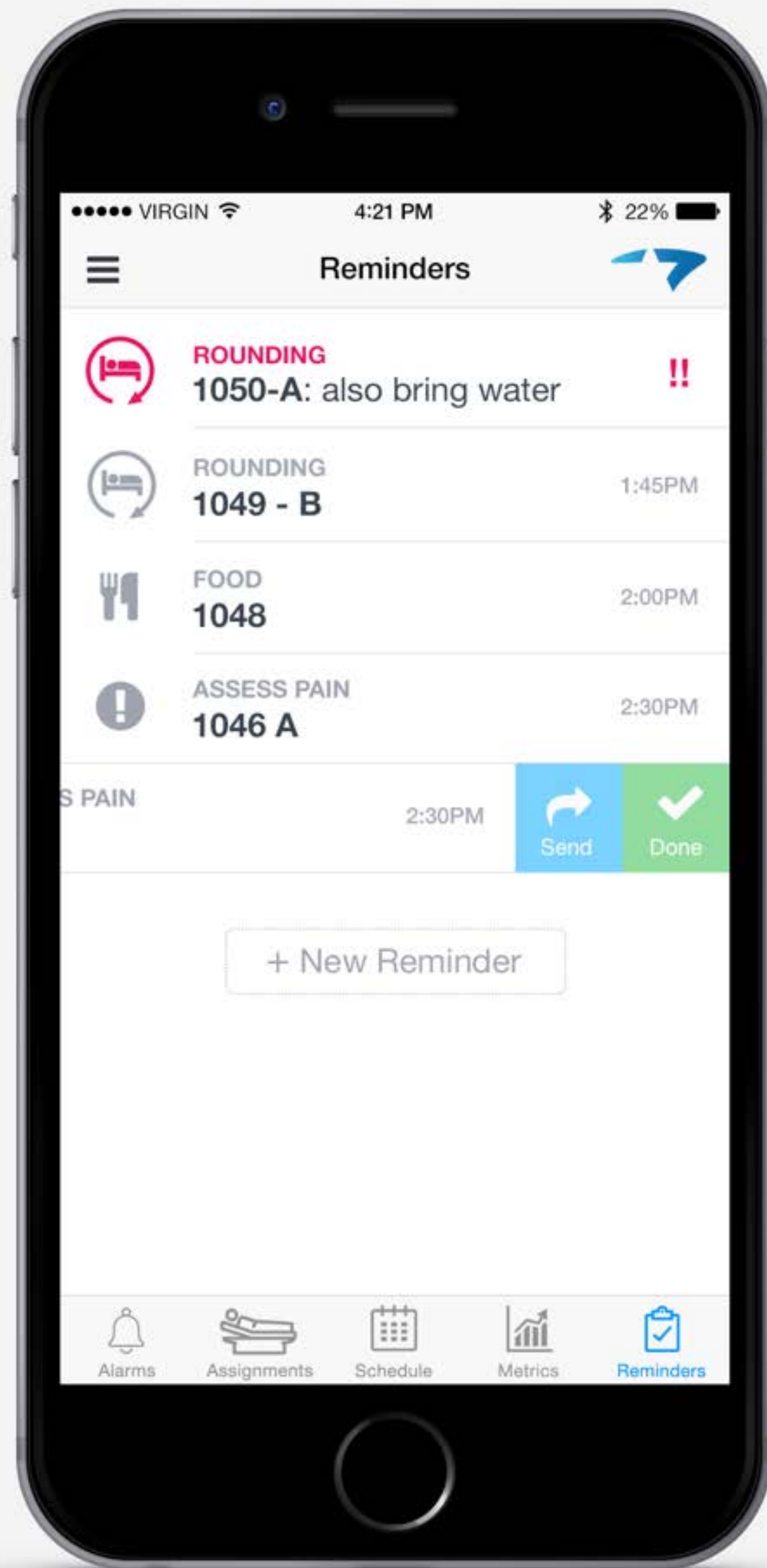


Assignments

FUTURE INTEGRATIONS



Schedule



Reminders

FUTURE INTEGRATIONS



Metrics

Toggle for on/off duty, breaks
Alarms re-routed or escalated
Can use built-in smartphone
features





SMART WATCH APPS

Hands-free care

Watches are ideal notification devices

FOCUSED ON ALARM MANAGEMENT

Acknowledge alarm

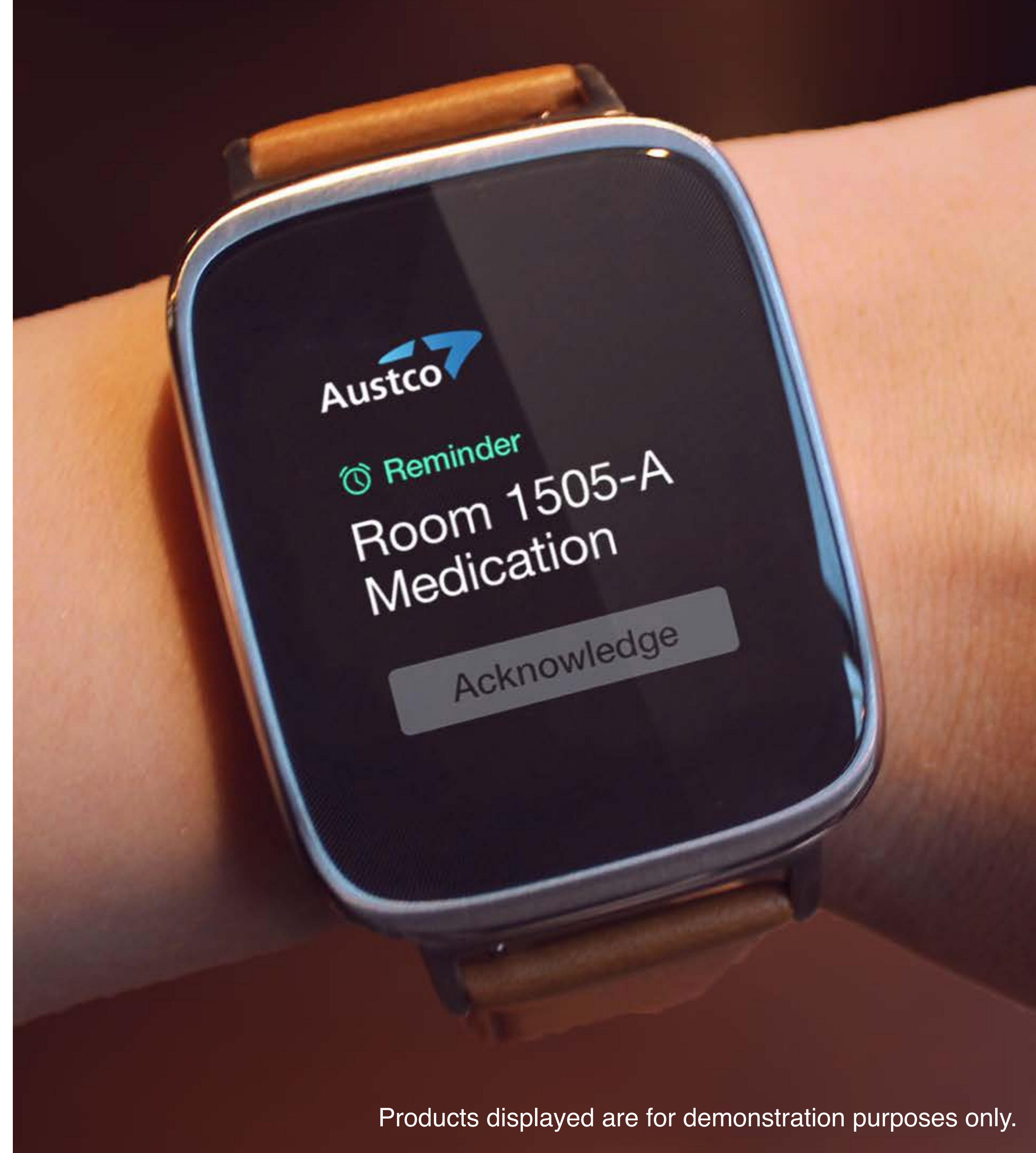
Forward/Decline alarm

Escalate alarm

Reminders



Products displayed are for demonstration purposes only.



Products displayed are for demonstration purposes only.

END-TO-END ALARM MANAGEMENT



Products displayed are for demonstration purposes only.

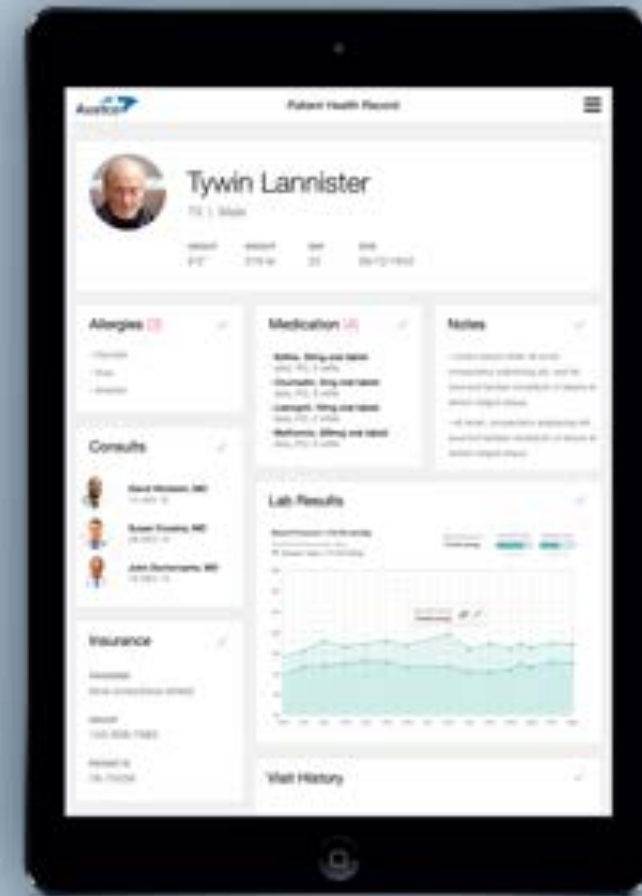
ALL AUSTCO PRODUCTS

Consistent interactions

Consistent visual language

Entire ecosystem





AUSTCO R&D TEAM

Set up for software development

Great products in development

Many opportunities for growth



QUESTIONS?

| Austco | | |
|----------|----------------|-----------------|
| LOCATION | PATIENT | NOTES |
| 1200 - 1 | Constantine K. | DNR |
| 1200 - 2 | Amanda V. | Allergic to PC |
| 1201 - 1 | — | |
| 1201 - 2 | Hermione G. | Allergic to Dip |
| 1202 - 1 | Bellatrix L. | NPO |
| 1202 - 2 | Isadora A. | |
| 1203 | Cornelius F. | Allergic to nut |
| 1203 - B | — | |
| 1204 - 2 | Minerva M. | |
| 1205 | Rufus S. | DNR |

