

FORM 603

Corporations Act 2001

Section 671B

Notice of initial substantial holder**To: Company Name/Scheme: MAYNE PHARMA GROUP LIMITED**

ACN/ARSN: 115 832 963

1. Details of substantial holder

Name: Commonwealth Bank of Australia ACN 123 123 124 (CBA) and its related bodies corporate listed in annexure A

The holder became a substantial holder on: **31/10/2016****2. Details of voting power**

The total number of votes attached to all the voting shares in the company or voting interests in the scheme that the substantial holder or an associate had a relevant interest in on the date the substantial holder became a substantial holder are as follows.

Class of securities	Number of securities	Person's votes	Voting power (%)
Fully Paid ordinary shares	63,360,945	63,360,945	4.24

For the Securities (if any) listed below see NOTE 1 at the end of this form

Class of securities	Number of securities	Person's votes	Voting power (%)
Fully Paid ordinary shares	11,791,942	11,791,942	0.79

Class of securities	Number of securities	Person's votes	Voting power (%)
GRAND TOTAL Fully paid ordinary shares	75,152,887	75,152,887	5.03

3. Details of relevant interests

The nature of the relevant interest the substantial holder or an associate had in the following voting securities on the date the substantial holder became a substantial holder are as follows:

Holder of relevant interest	Nature of relevant interest	Class and number of securities
CBA Markets Limited ACN 003 485 952	<p>Relevant interest under paragraph 608(1)(b) and/or 608(1)(c) of the Corporations Act 2001 (Cth), being a relevant interest arising as a result of having the power to control the exercise of the right to vote attached to securities and/or to control the exercise of the power to dispose of securities in a proprietary capacity (including as a result of underwriting activities). In addition, if any OTC derivatives, warrants or other securities (other than ordinary shares or ordinary units (as applicable)) are referred to below in this row, the relevant interest in respect of those securities arises under subsection 608(8) being an accelerated relevant interest held in the same capacity.</p> <p>Nature of relevant interest derived from; ordinary shares 1,615,600</p>	<p>1,615,600 Fully paid ordinary shares</p> <p>(including 138,243 borrowed from Barclays Capital Securities Ltd, see Annexure C)</p>
Avanteos Investments Limited ACN 096 259 979	<p>Relevant interest under paragraph 608(1)(a), 608(1)(b) and 608(1)(c) of the Corporations Act 2001 (Cth), being a relevant interest arising as a result of being the registered holder of the relevant securities in its capacity as a superannuation trustee. In addition, if any OTC derivatives, warrants or other securities (other than ordinary shares or ordinary units (as applicable)) are referred to below in this row, the relevant interest in respect of those securities arises under subsection 608(8) being an accelerated relevant interest held in the same capacity.</p> <p>Nature of relevant interest derived from; ordinary shares 72,003</p>	<p>72,003 Fully paid ordinary shares</p>
Colonial First State Investments Limited (Note 1) ACN 002 348 352	<p>Relevant interest under paragraph 608(1)(b) and/or 608(1)(c) of the Corporations Act 2001 (Cth), being a relevant interest arising from having the residual power to control the exercise of the right to vote attached to securities and/or to control the exercise of the power to dispose of securities in its capacity as a responsible entity of a managed investment scheme (which managed investment scheme is not managed by either Colonial First State Investments Limited or a related body corporate). In addition, if any OTC derivatives, warrants or other securities (other than ordinary shares or ordinary units (as applicable)) are referred to below in this row, the relevant interest in respect of those securities arises under subsection 608(8) being a residual accelerated relevant interest held in the same capacity. Colonial First State Investments Limited has authorised the manager of each such managed investment scheme to exercise the powers referred to in paragraph 608(1)(b) and/or 608(1)(c) of the Corporations Act 2001 (Cth) in relation to those securities managed by the manager to the exclusion of</p>	<p>11,791,942 Fully paid ordinary shares</p> <p>(including 1,254,636 borrowed from UBS AG (Agreement 2), see Annexure C)</p>

	<p>Colonial First State Investments Limited except for provisions allowing Colonial First State Investments Limited to terminate the agreement with the manager or to exercise those powers where the agreement is terminated.</p> <p>Nature of relevant interest derived from; ordinary shares 11,791,942</p>	
Commonwealth Bank Officers Superannuation Corporation Pty Limited ACN 074 519 798	<p>Relevant interest under paragraph 608(1)(b) and/or 608(1)(c) of the Corporations Act 2001 (Cth), being a relevant interest arising from having the power to control the exercise of the right to vote attached to securities and/or to control the exercise of the power to dispose of securities in its capacity as trustee for the Officers' Superannuation Fund. In addition, if any OTC derivatives, warrants or other securities (other than ordinary shares or ordinary units (as applicable)) are referred to below in this row, the relevant interest in respect of those securities arises under subsection 608(8) being an accelerated relevant interest held in the same capacity.</p> <p>Nature of relevant interest derived from; ordinary shares 1,673,042</p>	<p>1,673,042 Fully paid ordinary shares</p>
Colonial First State Asset Management (Australia) Limited ACN 114 194 311	<p>Relevant interest under paragraph 608(1)(b) and/or 608(1)(c) of the Corporations Act 2001 (Cth), being a relevant interest arising from having the power to control the exercise of the right to vote attached to securities and/or to control the exercise of the power to dispose of securities in its capacity as investment manager (as provided for under its investment mandates). In addition, if any OTC derivatives, warrants or other securities (other than ordinary shares or ordinary units (as applicable)) are referred to below in this row, the relevant interest in respect of those securities arises under subsection 608(8) being an accelerated relevant interest held in the same capacity.</p> <p>Nature of relevant interest derived from; ordinary shares 60,000,300</p>	<p>60,000,300 Fully paid ordinary shares</p>
Colonial First State Investments Limited ACN 002 348 352	<p>Relevant interest under paragraph 608(1)(b) and/or 608(1)(c) of the Corporations Act 2001 (Cth), being a relevant interest arising from having the power to control the exercise of the right to vote attached to securities and/or to control the exercise of the power to dispose of securities in its capacity as a responsible entity of a managed investment scheme (which managed investment scheme is managed by Colonial First Statement Investments Limited or a related body corporate). In addition, if any OTC derivatives, warrants or other securities (other than ordinary shares or ordinary units (as applicable)) are referred to below in this row, the relevant interest in respect of those securities arises under subsection 608(8) being an accelerated relevant interest held in the same capacity.</p> <p>Nature of relevant interest derived from;</p>	<p>71,010,111 Fully paid ordinary shares (including 1,254,636 borrowed from UBS AG (Agreement 2), see Annexure C)</p>

	ordinary shares 71,010,111	
ASB Group Investments Limited Company Number 533945	<p>Relevant interest under paragraph 608(1)(b) and/or 608(1)(c) of the Corporations Act 2001 (Cth), being a relevant interest arising from having the power to control the exercise of the right to vote attached to securities and/or to control the exercise of the power to dispose of securities in its capacity as investment manager, as provided for under its investment mandates, as a life company holding statutory funds and as the responsible entity or manager of a managed investment scheme. In addition, if any OTC derivatives, warrants or other securities (other than ordinary shares or ordinary units (as applicable)) are referred to below in this row, the relevant interest in respect of those securities arises under subsection 608(8) being an accelerated relevant interest held in the same capacity.</p> <p>Nature of relevant interest derived from; ordinary shares 327,398</p>	<p>327,398 Fully paid ordinary shares</p>
Colonial First State Asset Management (Australia) Limited ACN 114 194 311	<p>Relevant interest under paragraph 608(1)(b) and/or 608(1)(c) of the Corporations Act 2001 (Cth), being a relevant interest arising from having the power to control the exercise of the right to vote attached to securities and/or to control the exercise of the power to dispose of securities in its capacity as investment manager (as provided for under its investment mandates). In addition, if any OTC derivatives, warrants or other securities (other than ordinary shares or ordinary units (as applicable)) are referred to below in this row, the relevant interest in respect of those securities arises under subsection 608(8) being an accelerated relevant interest held in the same capacity.</p> <p>Nature of relevant interest derived from; ordinary shares 59,672,902</p>	<p>59,672,902 Fully paid ordinary shares</p>

4. Details of present registered holders

The persons registered as holders of the securities referred to in paragraph 3 above are as follows

Holder of relevant interest	Registered holder of securities	Person entitled to be registered as holder	Class and number of securities
CBA Markets Limited ACN 003 485 952	Share Direct Nominees Pty Limited		1,615,600 Fully paid ordinary shares
Avanteos Investments Limited ACN 096 259 979	Avanteos Investments Limited		72,003 Fully paid ordinary shares
Colonial First State Investments Limited (Note 1) ACN 002 348 352	Citicorp Nominees Pty Limited (Australia)		9,497,965 Fully paid ordinary shares
Colonial First State Investments Limited (Note 1) ACN 002 348 352	Northern Trust Company		64,634 Fully paid ordinary shares
Colonial First State Investments Limited (Note 1) ACN 002 348 352	UBS Nominees Pty Ltd		1,694,737 Fully paid ordinary shares
Colonial First State Investments Limited (Note 1) ACN 002 348 352	Citibank N A Hong Kong		534,606 Fully paid ordinary shares
Commonwealth Bank Officers Superannuation Corporation Pty Limited ACN 074 519 798	Citicorp Nominees Pty Limited (Australia)		1,673,042 Fully paid ordinary shares
Colonial First State Asset Management (Australia) Limited ACN 114 194 311	Citicorp Nominees Pty Limited (Australia)		59,218,169 Fully paid ordinary shares
Colonial First State Asset Management (Australia) Limited ACN 114 194 311	BNP Paribas Securities		292,221 Fully paid ordinary shares
Colonial First State Asset Management (Australia) Limited ACN 114 194 311	The Bank of New York Mellon Corp		162,512 Fully paid ordinary shares
Colonial First State Asset Management (Australia) Limited ACN 114 194 311	Citibank N A Hong Kong		327,398 Fully paid ordinary shares

5. Consideration

The consideration paid for each relevant interest referred to in paragraph 3 above, and acquired in the four months prior to the day that the substantial holder became a substantial holder is as follows:

Holder of relevant interest	Date of acquisition	Consideration-Cash	Consideration-Non-Cash	Class and number of securities
See annexure B to this notice				

6. Associates

The reasons the persons named in paragraph 3 above are associates of the substantial holder are as follows:

Name and ACN/ARSN (if applicable)	Nature of association
ASB Group Investments Limited Company Number 533945	An indirect wholly-owned subsidiary, and therefore related body corporate, of Commonwealth Bank of Australia
Commonwealth Bank Officers Superannuation Corporation Pty Limited ACN 074 519 798	A direct wholly-owned subsidiary, and therefore related body corporate, of Commonwealth Bank of Australia
Colonial First State Asset Management (Australia) Limited ACN 114 194 311	An indirect wholly-owned subsidiary, and therefore related body corporate, of Commonwealth Bank of Australia
Colonial First State Investments Limited ACN 002 348 352	An indirect wholly-owned subsidiary, and therefore related body corporate, of Commonwealth Bank of Australia
Avanteos Investments Limited ACN 096 259 979	An indirect wholly-owned subsidiary, and therefore related body corporate, of Commonwealth Bank of Australia
Realindex Investments Pty Limited ACN 133 312 017	An indirect wholly-owned subsidiary, and therefore related body corporate, of Commonwealth Bank of Australia
Sovereign Services Limited ACN 969417	An indirect wholly-owned subsidiary, and therefore related body corporate, of Commonwealth Bank of Australia
CBA Markets Limited ACN 003 485 952	An indirect wholly-owned subsidiary, and therefore related body corporate, of Commonwealth Bank of Australia
The Colonial Mutual Life Assurance Society Limited ACN 004 021 809	An indirect wholly-owned subsidiary, and therefore related body corporate, of Commonwealth Bank of Australia

7. Addresses

The addresses of persons named in this form are as follows:

Name	Address
ASB Group Investments Limited Company Number 533945	Level 2, ASB North Wharf, 12 Jellicoe Street, Auckland, 1010 , New Zealand
Commonwealth Bank Officers Superannuation Corporation Pty Limited ACN 074 519 798	Level 11 Tower 1, 201 Sussex St Sydney NSW 2001
Colonial First State Asset Management (Australia) Limited ACN 114 194 311	Ground Floor Tower 1, 201 Sussex Street, Sydney, NSW, 2000, Australia
Colonial First State Investments Limited ACN 002 348 352	Ground Floor Tower 1, 201 Sussex Street, Sydney, NSW, 2000, Australia
Avanteos Investments Limited ACN 096 259 979	Ground Floor Tower 1, 201 Sussex Street, Sydney, NSW, 2000, Australia
Realindex Investments Pty Limited ACN 133 312 017	Ground Floor Tower 1, 201 Sussex Street, Sydney, NSW, 2000, Australia
Sovereign Services Limited ACN 969417	Level 2, ASB North Wharf, 12 Jellicoe Street, Auckland, 1010 , New Zealand
CBA Markets Limited ACN 003 485 952	Ground Floor Tower 1, 201 Sussex Street, Sydney, NSW, 2000, Australia
The Colonial Mutual Life Assurance Society Limited ACN 004 021 809	Ground Floor Tower 1, 201 Sussex Street, Sydney, NSW, 2000, Australia

8. Signature

NOTE 1--(This note is relevant to section 2,3,4 and 5)

The relevant interests in these securities:

- a) are/were held by Colonial First State Investments Limited (CFS) as responsible entity of the specified registered managed investment schemes and relate(d) to holdings in connection with the Colonial First State First Choice product range. Decisions to buy/sell those securities and exercise voting rights in relation to those securities are made by managers to whom CFS has outsourced those functions. By instrument dated 29 October 2001 the Australian Securities and Investments Commission ("ASIC") has granted certain relief to CFS and its related bodies corporate for these holdings from the applicable provisions of Chapter 6 of the Corporations Act in relation to the acquisition of or increase in voting power of such securities (the Manager Relief). These managers are not associates of, other than by virtue of an agreement in accordance with the terms of the Manager Relief, the Commonwealth Bank of Australia group; or
- b) are/were held by or for the benefit of specified index funds where the funds have an objective of maintaining a portfolio tracking error less than 0.5% per annum. ASIC has granted certain relief to CFS and its related bodies corporate for these holdings from the applicable provisions of Chapter 6 of the Corporations Act in relation to the acquisition of or increase in voting power of such securities.




Dated the 1 day of November 2016

Carla Collingwood-Company Secretary

Annexure A

This is annexure A referred to in Form 603, Notice of initial substantial holder dated 31/10/2016



Carla Collingwood

Company Secretary

Dated the 1 November 2016

SCHEDULE


AEGIS CORRECTIONAL PARTNERSHIP PTY LTD	CBA A320 6749 PTY LIMITED
AEGIS LIMITED	CBA A320 AIRCRAFT NO1 PTY LTD
AHL HOLDINGS PTY LIMITED	CBA A330 1427 Pty Ltd
ALTONA V6 PTY LIMITED	CBA A330 1453 PTY LIMITED
ASB BANK LIMITED	CBA AIR A320 2714 PTY LIMITED
ASB CAPITAL LIMITED (NZX-ASBPA)	CBA AIR PTY LTD
ASB CAPITAL NO.2 LIMITED (NZX-ASBPB)	CBA ASSET FINANCE (NZ) LIMITED
ASB FINANCE LIMITED	CBA ASSET HOLDINGS (NZ) LIMITED
ASB FUNDING LIMITED	CBA B377 37091 PTY LTD
ASB GROUP (LIFE) LIMITED	CBA B738 39822 PTY LIMITED
ASB GROUP INVESTMENTS LIMITED	CBA B773 60333 PTY LIMITED
ASB HOLDINGS LIMITED	CBA CAPITAL AUSTRALIA PTY LIMITED
ASB MANAGEMENT SERVICES LIMITED	CBA CAPITAL HOLDINGS INC.
ASB NOMINEES LIMITED	CBA CAPITAL TRUST I
ASB SECURITIES LIMITED	CBA CAPITAL TRUST II
ASKLEPIOS LIMITED	CBA CORPORATE SERVICES (NSW) PTY LIMITED
ASPIRE SCHOOLS FINANCING (QLD) PTY LIMITED	CBA CORPORATE SERVICES (VIC) PTY LIMITED
ASPIRE SCHOOLS HOLDINGS (QLD) PTY LIMITED	CBA EUROPE LIMITED
AUSIEX NOMINEES PTY LIMITED	CBA FUNDING (NZ) LIMITED
AUSTRALIAN INVESTMENT EXCHANGE LIMITED	CBA FUNDING HOLDINGS PTY LTD
AVANTEOS INVESTMENTS LIMITED	CBA FUNDING TRUST I
AVANTEOS PTY LTD	CBA INTERNATIONAL FINANCE PTY. LIMITED
BANK OF HANGZHOU CO. LTD	CBA INTERNATIONAL FINANCIAL SERVICES
BANKWEST FOUNDATION LIMITED	LIMITED (formerly known as COMMBANK
BDELTA VESSEL NO 1 PTY LTD	MANAGEMENT CONSULTING (ASIA) COMPANY
BDELTA VESSEL NO 2 PTY LTD	LIMITED)
BDELTA VESSEL NO 3 PTY LTD	CBA INVESTMENTS (NO.4) LIMITED
BDELTA VESSEL NO 4 PTY LTD	CBA MARKETS LIMITED
BOCOMMLIFE INSURANCE COMPANY LIMITED	CBA MTE RAIL COMPANY PTY LIMITED
BOND INVESTMENTS NO 1 LIMITED	CBA NZ HOLDING LIMITED
BOND INVESTMENTS UK LIMITED	CBA RAIL & TRAM COMPANY PTY LIMITED
BW FINANCIAL ADVICE LIMITED	CBA ROLLING STOCK COMPANY NO.1 PTY
BW SECURITISATION MANAGEMENT PTY LTD	LIMITED
BWA GROUP SERVICES PTY LTD	CBA SA HOLDINGS PROPRIETARY LIMITED
BWA INTELLECTUAL PROPERTY HOLDINGS	CBA SERVICES SINGAPORE PTE LTD
LIMITED	CBA SPECIALISED FINANCING PTY LIMITED
CAPITAL 121 PTY LIMITED	CBA STAFF COMMUNITY FUND LIMITED
CARDS NZ LIMITED	CBA USD FUNDING LIMITED
CBA (EUROPE) FINANCE LTD (IN LIQUIDATION)	CBA USD INVESTMENTS PTY LIMITED
CBA A319 4624 PTY LIMITED	CBFC LEASING PTY. LIMITED
CBA A319 4635 PTY LIMITED	CBFC LIMITED
CBA A320 4077 PTY LTD	CFS Newham Limited
CBA A320 4948 PTY LIMITED	CFSPAI EUROPE CO LIMITED (formerly known as
CBA A320 5156 PTY LIMITED	CFSPAI MALTA CO LIMITED)
CBA A320 5249 PTY LTD	CFSPAI EUROPE HOLDCO LIMITED (formerly known
CBA A320 5289 PTY LTD	as CFSPAI MALTA HOLDCO LIMITED)
CBA A320 5638 PTY LTD	CHRISTMAS BREAK PTY LTD

CHULLORA EQUITY INVESTMENT (NO 1) PTY LIMITED	COMMONWEALTH BANK OF AUSTRALIA (YICHUAN) COUNTY BANK CO. LTD
CHULLORA EQUITY INVESTMENT (NO 2) PTY LIMITED	COMMONWEALTH BANK OF AUSTRALIA (YONGCHENG) COUNTY BANK CO. LTD
CHULLORA EQUITY INVESTMENT (NO 3) PTY LIMITED	COMMONWEALTH BANK OF AUSTRALIA (YONGNIAN) COUNTY BANK CO. LTD
CIPL ARARAT PTY LTD	COMMONWEALTH BANK OFFICERS
CIPL SA SCHOOLS PTY LTD	SUPERANNUATION CORPORATION PTY LIMITED
CISL (NO.1) PTY LIMITED	Commonwealth Custodial Services Pty Ltd
CM-SOMERTON PTY. LTD.	COMMONWEALTH DEVELOPMENT BANK OF AUSTRALIA PTY LIMITED
CMG ASIA LIFE HOLDINGS LIMITED	COMMONWEALTH FINANCIAL PLANNING LIMITED
CMG ASIA PTY LTD	COMMONWEALTH INSURANCE HOLDINGS LIMITED
COLLATERAL LEASING PTY LTD	COMMONWEALTH INSURANCE LIMITED
Colonial (UK) Trustees Limited	COMMONWEALTH INVESTMENTS PTY LIMITED
COLONIAL FIRST STATE ASSET MANAGEMENT (AUSTRALIA) LIMITED	COMMONWEALTH PRIVATE LIMITED
COLONIAL FIRST STATE GROUP LIMITED	COMMONWEALTH SECURITIES LIMITED
COLONIAL FIRST STATE INFRASTRUCTURE HOLDINGS LIMITED	COMMWEALTH INTERNATIONAL HOLDINGS PTY LIMITED
COLONIAL FIRST STATE INFRASTRUCTURE MANAGERS (AUSTRALIA) PTY LTD	COMSEC NOMINEES PTY LIMITED
Colonial First State Investment Managers (UK) Limited	CORE EQUITY SERVICES NOMINEES PTY LIMITED
COLONIAL FIRST STATE INVESTMENTS LIMITED	COUNT FINANCIAL LIMITED
COLONIAL FIRST STATE MANAGED INFRASTRUCTURE LIMITED	CRYSTAL AVENUE PTY LIMITED
COLONIAL HOLDING COMPANY LIMITED	CTB AUSTRALIA LIMITED
COLONIAL MUTUAL SUPERANNUATION PTY. LTD.	ELLAS CONTAINER SHIP COMPANY 1 PTY LIMITED
COLONIAL SERVICES PTY LIMITED	ELLAS CONTAINER SHIP COMPANY 2 PTY LIMITED
COMMBANK EUROPE LIMITED	EMERALD HOLDING COMPANY PTY LIMITED
COMMBANK MANAGEMENT CONSULTING (SHANGHAI) COMPANY LIMITED	EQUIGROUP HOLDINGS PTY LIMITED
COMMFUNDATION PTY LIMITED	FINANCIAL WISDOM LIMITED
COMMONWEALTH AUSTRALIA SECURITIES LLC	FINCONNECT (AUSTRALIA) PTY LTD
COMMONWEALTH BANK OF AUSTRALIA	FIRST STATE CINDA FUND MANAGEMENT COMPANY LIMITED
COMMONWEALTH BANK OF AUSTRALIA (CHENG'AN) COUNTY BANK CO. LTD.	First State European Diversified Infrastructure Sarl
COMMONWEALTH BANK OF AUSTRALIA (CIXIAN) COUNTY BANK CO. LTD	First State Funds Plc
COMMONWEALTH BANK OF AUSTRALIA (DENG'FENG) COUNTY BANK CO. LTD	First State Global Umbrella Fund Public Limited Company
COMMONWEALTH BANK OF AUSTRALIA (HANDANXIAN) COUNTY BANK CO. LTD.	FIRST STATE INFRASTRUCTURE MANAGERS (INTERNATIONAL) LIMITED
COMMONWEALTH BANK OF AUSTRALIA (JIYUAN) COUNTY BANK CO. LTD	First State Investment Management (UK) Limited
COMMONWEALTH BANK OF AUSTRALIA (LANKAO) COUNTY BANK CO. LTD	FIRST STATE INVESTMENT MANAGERS (ASIA) LIMITED
COMMONWEALTH BANK OF AUSTRALIA (LUANCHENG) COUNTY BANK CO. LTD	First State Investment Services (UK) Limited
COMMONWEALTH BANK OF AUSTRALIA (MIANCHI) COUNTY BANK CO. LTD	FIRST STATE INVESTMENTS (HONG KONG) LIMITED
COMMONWEALTH BANK OF AUSTRALIA (SHEXIAN) COUNTY BANK CO. LTD	FIRST STATE INVESTMENTS (JAPAN) LIMITED
COMMONWEALTH BANK OF AUSTRALIA (UK)	FIRST STATE INVESTMENTS (NZ) LIMITED
STAFF BENEFITS SCHEME TRUSTEE COMPANY LIMITED	FIRST STATE INVESTMENTS (SINGAPORE)
COMMONWEALTH BANK OF AUSTRALIA (WEIXIAN) COUNTY BANK CO. LTD.	First State Investments (UK Holdings) Limited
COMMONWEALTH BANK OF AUSTRALIA (WENXIAN) COUNTY BANK CO. LTD	First State Investments (UK) Limited
COMMONWEALTH BANK OF AUSTRALIA (XINJI) COUNTY BANK CO. LTD	FIRST STATE INVESTMENTS (US) LLC
	First State Investments Fund Management Sarl
	First State Investments GIP Management Sarl
	FIRST STATE INVESTMENTS HOLDINGS (SINGAPORE) LIMITED
	First State Investments ICVC
	First State Investments International Inc
	First State Investments International Limited
	FIRST STATE NOMINEES (HONG KONG) LIMITED
	FSIB LTD (formerly known as FIRST STATE INVESTMENTS (BERMUDA) LIMITED)
	FSIC Limited (formerly known as First State

Investments (Cayman) Limited)	SECURITISATION ADVISORY SERVICES PTY.
GT USD FUNDING PTY LIMITED	LIMITED
HAZELWOOD INVESTMENT COMPANY PTY	SECURITISATION MANAGEMENT SERVICES
LIMITED	LIMITED
HOMEPATH PTY LIMITED	SECURITY HOLDING INVESTMENT ENTITY LINKING
INVERLOCH LEASING PTY LIMITED	DEALS LIMITED
INVESTMENT CUSTODIAL SERVICES LIMITED	SENBARY PTY LIMITED
INVESTORWEB.COM. PTY LIMITED	SHARE DIRECT NOMINEES PTY LIMITED
IWL BROKING SOLUTIONS PTY LIMITED	SHARE INVESTMENTS PTY LIMITED
IWL PTY LIMITED	SI Holdings Limited
JACQUES MARTIN ADMINISTRATION AND	SIF RAILWAY NO.1 PTY LIMITED (IN LIQUIDATION)
CONSULTING PTY LTD	SIF RAILWAY NO.2 PTY LIMITED (IN LIQUIDATION)
JACQUES MARTIN PTY. LTD.	SOVEREIGN ASSURANCE COMPANY LIMITED
LOFT NO 1 PTY LIMITED	SOVEREIGN SERVICES LIMITED
LOFT NO 2 PTY LIMITED	SOVEREIGN SUPERANNUATION FUNDS LIMITED
LOFT NO.3 PTY LIMITED	SOVEREIGN SUPERANNUATION TRUSTEES
MIS FUNDING NO.1 PTY LIMITED	LIMITED
MORTGAGE HOLDING TRUST COMPANY LIMITED	ST ANDREW'S AUSTRALIA PTY LTD
MTE DEBT VEHICLE PTY LTD	STATE NOMINEES LTD
MTE LESSOR 1 PTY LTD	SWAN SECURITISATION FINANCE PTY LIMITED (IN
MTE LESSOR 2 PTY LTD	LIQUIDATION)
MTE LESSOR 3 PTY LTD	SWAN SECURITISATION INVESTMENTS PTY LTD
MTE LESSOR 4 PTY LTD	(IN LIQUIDATION)
MTE LESSOR 5 PTY LTD	T.W. CUSTODIANS LIMITED
MTE NOMINEE PARTNER PTY LTD	TANKSTREAM RAIL (BY - 1) PTY LIMITED
NETSHARE NOMINEES PTY LTD	TANKSTREAM RAIL (BY - 2) PTY LIMITED
NEWPORT LIMITED	TANKSTREAM RAIL (BY - 3) PTY LIMITED
NEWSHELF 1314 (PTY) LTD	TANKSTREAM RAIL (BY - 4) PTY LIMITED
NEWSHELF 1315 (PTY) LTD	TANKSTREAM RAIL (SW - 1) PTY LIMITED
NIMITZ NOMINEES PTY LIMITED	TANKSTREAM RAIL (SW - 2) PTY LIMITED
ORE & OVERBURDEN PTY LIMITED	TANKSTREAM RAIL (SW - 3) PTY LIMITED
PREFERRED CAPITAL PTY LIMITED	TANKSTREAM RAIL (SW - 4) PTY LIMITED
PREMIUM ALTERNATIVE INVESTMENTS PTY	TANKSTREAM RAIL (VICTORIA) PTY LIMITED
LIMITED	THE COLONIAL MUTUAL LIFE ASSURANCE
PREMIUM CUSTODY SERVICES PTY LTD	SOCIETY LIMITED
PREMIUM PLANTATIONS PTY LIMITED	TOTAL KEEN INVESTMENT LIMITED
PREMIUM PLANTATIONS SERVICES PTY LTD	TYME CAPITAL PROPRIETARY LIMITED
PT BANK COMMONWEALTH	TYME INFIELD PROPRIETARY LIMITED (formerly
PT COMMONWEALTH LIFE	know as EDGE FIELD MARKETING PROPRIETARY
PT FIRST STATE INVESTMENTS INDONESIA	LTD)
QILU BANK CO. LTD.	TYME INTELLECTUAL PROPERTIES PROPRIETARY
REALINDEX INVESTMENTS PTY LIMITED	LIMITED
RELiance ACHIEVER PTY LIMITED	TYME INVESTMENTS PROPRIETARY LIMITED
RESIDENTIAL MORTGAGE GROUP PTY LTD	TYME TECHNICAL SOLUTIONS PROPRIETARY
ROCK & RUBBLE (DEBT VEHICLE) PTY LIMITED	LIMITED
ROCK & RUBBLE (EXISTING) PTY LIMITED	VATOSCAN PROPRIETARY LIMITED
ROCK & RUBBLE (NEW) PTY LIMITED	VH-VZF PTY LTD
SAF MINING NO.2 PTY LIMITED	VH-VZG PTY LTD
SAF Mining No1 Pty Limited	VH-VZH PTY LTD
SAFE NO1 PTY LTD	VIETNAM INTERNATIONAL BANK (VIETNAM
SAFE NO19 PTY LIMITED	INTERNATIONAL COMMERCIAL JOINT STOCK
SAFE NO2 PTY LTD	BANK)
SAFE NO20 PTY LIMITED	VIPRO PTY LIMITED
SAFE NO3 PTY LTD	WESTSIDE PROPERTIES LIMITED
SAFE NO4 PTY LIMITED	
SAFE NO9 PTY LIMITED	
SAFE USD HOLDINGS PTY LTD	
SBN NOMINEES PTY. LIMITED	

Annexure B

This is annexure B referred to in Form 603, Notice of initial substantial holder dated **31/10/2016**



Carla Collingwood

Company Secretary

Dated the 1 November 2016

Commonwealth Bank Officers Superannuation Corporation Pty Limited ACN 074 519 798

Holder of relevant interest	Date of acquisition	Consideration Cash	Consideration Non-Cash	Class and number of securities
Commonwealth Bank Officers Superannuation Corporation Pty Limited ACN 074 519 798	Thursday, 30 June 2016	12,450.70		6,553 Ordinary shares
Commonwealth Bank Officers Superannuation Corporation Pty Limited ACN 074 519 798	Thursday, 30 June 2016	685,001.30		360,527 Ordinary shares
Commonwealth Bank Officers Superannuation Corporation Pty Limited ACN 074 519 798	Thursday, 30 June 2016	115,561.80		60,822 Ordinary shares
Commonwealth Bank Officers Superannuation Corporation Pty Limited ACN 074 519 798	Friday, 1 July 2016	326,439.00		173,647 Ordinary shares
Commonwealth Bank Officers Superannuation Corporation Pty Limited ACN 074 519 798	Friday, 1 July 2016	478,820.16		254,016 Ordinary shares
Commonwealth Bank Officers Superannuation Corporation Pty Limited ACN 074 519 798	Thursday, 7 July 2016	86,659.84		67,703 Ordinary shares
Commonwealth Bank Officers Superannuation Corporation Pty Limited ACN 074 519 798	Thursday, 7 July 2016	882,039.00		588,026 Ordinary shares
Commonwealth Bank Officers Superannuation Corporation Pty Limited ACN 074 519 798	Monday, 11 July 2016	84,992.38		44,960 Ordinary shares

Colonial First State Asset Management (Australia) Limited ACN 114 194 311

Holder of relevant interest	Date of acquisition	Consideration Cash	Consideration Non-Cash	Class and number of securities
Colonial First State Asset Management (Australia) Limited ACN 114 194 311	Friday, 1 July 2016	52,621.88		28,065 Ordinary shares
Colonial First State Asset Management (Australia) Limited ACN 114 194 311	Friday, 1 July 2016	131,630.08		102,836 Ordinary shares
Colonial First State Asset Management (Australia) Limited ACN 114 194 311	Monday, 11 July 2016	96,749.00		51,627 Ordinary shares
Colonial First State Asset Management (Australia) Limited ACN 114 194 311	Tuesday, 2 August 2016	16,353.02		8,197 Ordinary shares
Colonial First State Asset Management (Australia) Limited ACN 114 194 311	Thursday, 1 September 2016	32,373.08		16,905 Ordinary shares
Colonial First State Asset Management (Australia) Limited ACN 114 194 311	Thursday, 30 June 2016	613,104.66		319,725 Ordinary shares
Colonial First State Asset Management (Australia) Limited ACN 114 194 311	Thursday, 30 June 2016	12,784,495.86		6,394,486 Ordinary shares
Colonial First State Asset Management (Australia) Limited ACN 114 194 311	Friday, 1 July 2016	6,167,370.00		4,111,580 Ordinary shares
Colonial First State Asset Management (Australia) Limited ACN 114 194 311	Thursday, 1 September 2016	137,961.04		73,185 Ordinary shares
Colonial First State Asset Management (Australia) Limited ACN 114 194 311	Thursday, 1 September 2016	89,644.03		48,245 Ordinary shares
Colonial First State Asset Management (Australia) Limited ACN 114 194 311	Thursday, 1 September 2016	529,044.22		277,495 Ordinary shares

Colonial First State Asset Management (Australia) Limited ACN 114 194 311	Thursday, 1 September 2016	1,013,251.68		536,112 Ordinary shares
Colonial First State Asset Management (Australia) Limited ACN 114 194 311	Friday, 2 September 2016	366,980.57		187,321 Ordinary shares
Colonial First State Asset Management (Australia) Limited ACN 114 194 311	Friday, 2 September 2016	430,571.16		220,241 Ordinary shares
Colonial First State Asset Management (Australia) Limited ACN 114 194 311	Friday, 2 September 2016	2,597,508.97		1,307,844 Ordinary shares
Colonial First State Asset Management (Australia) Limited ACN 114 194 311	Wednesday, 26 October 2016	788,820.81		459,659 Ordinary shares
Colonial First State Asset Management (Australia) Limited ACN 114 194 311	Thursday, 27 October 2016	1,841,192.34		1,075,400 Ordinary shares
Colonial First State Asset Management (Australia) Limited ACN 114 194 311	Monday, 31 October 2016	871,294.05		528,057 Ordinary shares
Colonial First State Asset Management (Australia) Limited ACN 114 194 311	Monday, 31 October 2016	688,790.85		417,449 Ordinary shares
Colonial First State Asset Management (Australia) Limited ACN 114 194 311	Monday, 31 October 2016	875,498.76		530,541 Ordinary shares
Colonial First State Asset Management (Australia) Limited ACN 114 194 311	Thursday, 30 June 2016	120,701.41		62,944 Ordinary shares
Colonial First State Asset Management (Australia) Limited ACN 114 194 311	Thursday, 30 June 2016	2,516,890.78		1,258,886 Ordinary shares
Colonial First State Asset Management (Australia) Limited ACN	Friday, 1 July 2016	1,556,443.50		1,037,629 Ordinary shares

114 194 311				
Colonial First State Asset Management (Australia) Limited ACN 114 194 311	Friday, 1 July 2016	1,847,651.84		1,443,478 Ordinary shares
Colonial First State Asset Management (Australia) Limited ACN 114 194 311	Thursday, 25 August 2016	481,475.00		250,000 Ordinary shares
Colonial First State Asset Management (Australia) Limited ACN 114 194 311	Friday, 26 August 2016	500,350.00		250,000 Ordinary shares
Colonial First State Asset Management (Australia) Limited ACN 114 194 311	Thursday, 1 September 2016	328,701.57		172,411 Ordinary shares
Colonial First State Asset Management (Australia) Limited ACN 114 194 311	Thursday, 1 September 2016	629,545.77		333,093 Ordinary shares
Colonial First State Asset Management (Australia) Limited ACN 114 194 311	Thursday, 1 September 2016	569,802.19		297,609 Ordinary shares
Colonial First State Asset Management (Australia) Limited ACN 114 194 311	Thursday, 1 September 2016	55,698.41		29,976 Ordinary shares
Colonial First State Asset Management (Australia) Limited ACN 114 194 311	Thursday, 1 September 2016	85,717.38		45,471 Ordinary shares
Colonial First State Asset Management (Australia) Limited ACN 114 194 311	Friday, 28 October 2016	499,080.00		300,000 Ordinary shares
Colonial First State Asset Management (Australia) Limited ACN 114 194 311	Monday, 31 October 2016	418,642.54		253,692 Ordinary shares
Colonial First State Asset Management (Australia) Limited ACN 114 194 311	Monday, 31 October 2016	416,633.25		252,505 Ordinary shares
Colonial First State Asset Management	Monday, 31 October	329,364.75		199,615 Ordinary shares

(Australia) Limited ACN 114 194 311	2016			
Colonial First State Asset Management (Australia) Limited ACN 114 194 311	Friday, 22 July 2016	400,930.48		207,736 Ordinary shares
Colonial First State Asset Management (Australia) Limited ACN 114 194 311	Thursday, 30 June 2016	24,930.74		13,087 Ordinary shares
Colonial First State Asset Management (Australia) Limited ACN 114 194 311	Friday, 1 July 2016	806,181.12		629,829 Ordinary shares
Colonial First State Asset Management (Australia) Limited ACN 114 194 311	Friday, 1 July 2016	9,033.75		4,818 Ordinary shares
Colonial First State Asset Management (Australia) Limited ACN 114 194 311	Thursday, 7 July 2016	8,530.43		4,726 Ordinary shares
Colonial First State Asset Management (Australia) Limited ACN 114 194 311	Monday, 11 July 2016	508,644.83		271,422 Ordinary shares
Colonial First State Asset Management (Australia) Limited ACN 114 194 311	Friday, 15 July 2016	16,562.70		8,365 Ordinary shares
Colonial First State Asset Management (Australia) Limited ACN 114 194 311	Friday, 12 August 2016	147,403.20		70,192 Ordinary shares
Colonial First State Asset Management (Australia) Limited ACN 114 194 311	Wednesday, 17 August 2016	10,007.08		4,954 Ordinary shares
Colonial First State Asset Management (Australia) Limited ACN 114 194 311	Thursday, 15 September 2016	15,631.44		8,184 Ordinary shares
Colonial First State Asset Management (Australia) Limited ACN 114 194 311	Tuesday, 20 September 2016	11,822.14		5,909 Ordinary shares

Colonial First State Asset Management (Australia) Limited ACN 114 194 311	Wednesday, 5 October 2016	140,864.85		71,505 Ordinary shares
Colonial First State Asset Management (Australia) Limited ACN 114 194 311	Wednesday, 19 October 2016	8,537.35		4,678 Ordinary shares
Colonial First State Asset Management (Australia) Limited ACN 114 194 311	Wednesday, 26 October 2016	10,705.24		6,188 Ordinary shares
Colonial First State Asset Management (Australia) Limited ACN 114 194 311	Thursday, 30 June 2016	8,414.43		4,388 Ordinary shares
Colonial First State Asset Management (Australia) Limited ACN 114 194 311	Thursday, 30 June 2016	175,472.56		87,767 Ordinary shares
Colonial First State Asset Management (Australia) Limited ACN 114 194 311	Friday, 1 July 2016	445,681.50		297,121 Ordinary shares
Colonial First State Asset Management (Australia) Limited ACN 114 194 311	Friday, 1 July 2016	46,202.68		24,648 Ordinary shares
Colonial First State Asset Management (Australia) Limited ACN 114 194 311	Friday, 1 July 2016	339,180.80		264,985 Ordinary shares
Colonial First State Asset Management (Australia) Limited ACN 114 194 311	Tuesday, 5 July 2016	17,887.94		9,828 Ordinary shares
Colonial First State Asset Management (Australia) Limited ACN 114 194 311	Wednesday, 6 July 2016	79,478.54		44,226 Ordinary shares
Colonial First State Asset Management (Australia) Limited ACN 114 194 311	Thursday, 7 July 2016	33,949.94		18,731 Ordinary shares
Colonial First State Asset Management (Australia) Limited ACN	Thursday, 7 July 2016	53,413.89		29,486 Ordinary shares

114 194 311				
Colonial First State Asset Management (Australia) Limited ACN 114 194 311	Thursday, 7 July 2016	10,547.68		5,841 Ordinary shares
Colonial First State Asset Management (Australia) Limited ACN 114 194 311	Friday, 15 July 2016	28,870.83		14,721 Ordinary shares
Colonial First State Asset Management (Australia) Limited ACN 114 194 311	Friday, 22 July 2016	4,739.87		2,455 Ordinary shares
Colonial First State Asset Management (Australia) Limited ACN 114 194 311	Tuesday, 26 July 2016	23,848.47		12,281 Ordinary shares
Colonial First State Asset Management (Australia) Limited ACN 114 194 311	Thursday, 11 August 2016	151,312.93		74,837 Ordinary shares
Colonial First State Asset Management (Australia) Limited ACN 114 194 311	Monday, 15 August 2016	10,129.52		4,889 Ordinary shares
Colonial First State Asset Management (Australia) Limited ACN 114 194 311	Wednesday, 17 August 2016	24,776.41		12,225 Ordinary shares
Colonial First State Asset Management (Australia) Limited ACN 114 194 311	Wednesday, 17 August 2016	93,999.67		46,454 Ordinary shares
Colonial First State Asset Management (Australia) Limited ACN 114 194 311	Tuesday, 23 August 2016	33,855.45		17,142 Ordinary shares
Colonial First State Asset Management (Australia) Limited ACN 114 194 311	Tuesday, 23 August 2016	14,488.52		7,346 Ordinary shares
Colonial First State Asset Management (Australia) Limited ACN 114 194 311	Wednesday, 24 August 2016	38,041.52		19,606 Ordinary shares
Colonial First State Asset Management	Wednesday, 31 August	94,730.13		50,985 Ordinary shares

(Australia) Limited ACN 114 194 311	2016			
Colonial First State Asset Management (Australia) Limited ACN 114 194 311	Thursday, 1 September 2016	33,594.75		17,775 Ordinary shares
Colonial First State Asset Management (Australia) Limited ACN 114 194 311	Thursday, 1 September 2016	17,541.71		9,201 Ordinary shares
Colonial First State Asset Management (Australia) Limited ACN 114 194 311	Thursday, 1 September 2016	4,573.25		2,426 Ordinary shares
Colonial First State Asset Management (Australia) Limited ACN 114 194 311	Friday, 2 September 2016	9,458.53		4,828 Ordinary shares
Colonial First State Asset Management (Australia) Limited ACN 114 194 311	Friday, 2 September 2016	28,316.22		14,599 Ordinary shares
Colonial First State Asset Management (Australia) Limited ACN 114 194 311	Friday, 2 September 2016	11,098.54		5,677 Ordinary shares
Colonial First State Asset Management (Australia) Limited ACN 114 194 311	Friday, 2 September 2016	66,953.42		33,711 Ordinary shares
Colonial First State Asset Management (Australia) Limited ACN 114 194 311	Wednesday, 7 September 2016	58,953.48		29,437 Ordinary shares
Colonial First State Asset Management (Australia) Limited ACN 114 194 311	Thursday, 8 September 2016	24,266.58		12,267 Ordinary shares
Colonial First State Asset Management (Australia) Limited ACN 114 194 311	Friday, 9 September 2016	66,881.50		34,307 Ordinary shares
Colonial First State Asset Management (Australia) Limited ACN 114 194 311	Thursday, 15 September 2016	46,765.34		24,505 Ordinary shares

Colonial First State Asset Management (Australia) Limited ACN 114 194 311	Thursday, 6 October 2016	23,899.75		12,284 Ordinary shares
Colonial First State Asset Management (Australia) Limited ACN 114 194 311	Thursday, 6 October 2016	47,733.17		24,568 Ordinary shares
Colonial First State Asset Management (Australia) Limited ACN 114 194 311	Friday, 7 October 2016	47,610.59		24,558 Ordinary shares
Colonial First State Asset Management (Australia) Limited ACN 114 194 311	Tuesday, 11 October 2016	23,443.73		12,289 Ordinary shares
Colonial First State Asset Management (Australia) Limited ACN 114 194 311	Friday, 14 October 2016	24,996.83		13,287 Ordinary shares
Colonial First State Asset Management (Australia) Limited ACN 114 194 311	Tuesday, 18 October 2016	42,109.79		23,178 Ordinary shares
Colonial First State Asset Management (Australia) Limited ACN 114 194 311	Monday, 24 October 2016	85,088.21		49,201 Ordinary shares
Colonial First State Asset Management (Australia) Limited ACN 114 194 311	Tuesday, 25 October 2016	34,553.77		19,691 Ordinary shares
Colonial First State Asset Management (Australia) Limited ACN 114 194 311	Wednesday, 26 October 2016	58,986.75		34,473 Ordinary shares
Colonial First State Asset Management (Australia) Limited ACN 114 194 311	Monday, 31 October 2016	32,476.41		19,697 Ordinary shares
Colonial First State Asset Management (Australia) Limited ACN 114 194 311	Thursday, 30 June 2016	545,066.29		284,244 Ordinary shares
Colonial First State Asset Management (Australia) Limited ACN	Thursday, 30 June 2016	11,365,792.58		5,684,886 Ordinary shares

114 194 311				
Colonial First State Asset Management (Australia) Limited ACN 114 194 311	Friday, 1 July 2016	5,484,102.00		3,656,068 Ordinary shares
Colonial First State Asset Management (Australia) Limited ACN 114 194 311	Thursday, 1 September 2016	428,592.64		224,806 Ordinary shares
Colonial First State Asset Management (Australia) Limited ACN 114 194 311	Thursday, 1 September 2016	111,765.69		59,289 Ordinary shares
Colonial First State Asset Management (Australia) Limited ACN 114 194 311	Thursday, 1 September 2016	72,623.84		39,085 Ordinary shares
Colonial First State Asset Management (Australia) Limited ACN 114 194 311	Thursday, 1 September 2016	820,857.24		434,316 Ordinary shares
Colonial First State Asset Management (Australia) Limited ACN 114 194 311	Friday, 2 September 2016	323,978.33		165,371 Ordinary shares
Colonial First State Asset Management (Australia) Limited ACN 114 194 311	Friday, 2 September 2016	380,116.52		194,433 Ordinary shares
Colonial First State Asset Management (Australia) Limited ACN 114 194 311	Friday, 2 September 2016	2,293,133.19		1,154,591 Ordinary shares
Colonial First State Asset Management (Australia) Limited ACN 114 194 311	Friday, 9 September 2016	255,217.07		130,847 Ordinary shares
Colonial First State Asset Management (Australia) Limited ACN 114 194 311	Wednesday, 26 October 2016	691,068.32		402,697 Ordinary shares
Colonial First State Asset Management (Australia) Limited ACN 114 194 311	Thursday, 27 October 2016	1,613,031.05		942,136 Ordinary shares
Colonial First State Asset Management	Monday, 31 October	799,260.00		484,400 Ordinary shares

(Australia) Limited ACN 114 194 311	2016			
Colonial First State Asset Management (Australia) Limited ACN 114 194 311	Monday, 31 October 2016	803,114.39		486,677 Ordinary shares
Colonial First State Asset Management (Australia) Limited ACN 114 194 311	Monday, 31 October 2016	631,844.40		382,936 Ordinary shares
Colonial First State Asset Management (Australia) Limited ACN 114 194 311	Thursday, 30 June 2016	10,607.04		5,568 Ordinary shares
Colonial First State Asset Management (Australia) Limited ACN 114 194 311	Friday, 1 July 2016	47,242.24		36,908 Ordinary shares
Colonial First State Asset Management (Australia) Limited ACN 114 194 311	Monday, 11 July 2016	38,638.13		20,618 Ordinary shares
Colonial First State Asset Management (Australia) Limited ACN 114 194 311	Wednesday, 20 July 2016	10,927.43		5,505 Ordinary shares
Colonial First State Asset Management (Australia) Limited ACN 114 194 311	Thursday, 28 July 2016	14,376.60		7,335 Ordinary shares
Colonial First State Asset Management (Australia) Limited ACN 114 194 311	Tuesday, 23 August 2016	9,819.60		5,010 Ordinary shares
Colonial First State Asset Management (Australia) Limited ACN 114 194 311	Friday, 2 September 2016	11,237.53		5,647 Ordinary shares
Colonial First State Asset Management (Australia) Limited ACN 114 194 311	Friday, 23 September 2016	13,521.12		6,628 Ordinary shares
Colonial First State Asset Management (Australia) Limited ACN 114 194 311	Friday, 14 October 2016	10,548.75		5,626 Ordinary shares

Colonial First State Asset Management (Australia) Limited ACN 114 194 311	Thursday, 30 June 2016	74,172.77		38,680 Ordinary shares
Colonial First State Asset Management (Australia) Limited ACN 114 194 311	Thursday, 30 June 2016	1,546,662.48		773,602 Ordinary shares
Colonial First State Asset Management (Australia) Limited ACN 114 194 311	Friday, 1 July 2016	301,212.00		200,808 Ordinary shares
Colonial First State Asset Management (Australia) Limited ACN 114 194 311	Tuesday, 5 July 2016	41,659.90		23,000 Ordinary shares
Colonial First State Asset Management (Australia) Limited ACN 114 194 311	Tuesday, 5 July 2016	163,809.00		90,000 Ordinary shares
Colonial First State Asset Management (Australia) Limited ACN 114 194 311	Thursday, 7 July 2016	90,575.00		50,000 Ordinary shares
Colonial First State Asset Management (Australia) Limited ACN 114 194 311	Thursday, 7 July 2016	55,266.75		30,492 Ordinary shares
Colonial First State Asset Management (Australia) Limited ACN 114 194 311	Thursday, 7 July 2016	17,169.55		9,508 Ordinary shares
Colonial First State Asset Management (Australia) Limited ACN 114 194 311	Thursday, 14 July 2016	35,055.00		18,000 Ordinary shares
Colonial First State Asset Management (Australia) Limited ACN 114 194 311	Friday, 22 July 2016	9,653.50		5,000 Ordinary shares
Colonial First State Asset Management (Australia) Limited ACN 114 194 311	Tuesday, 26 July 2016	19,419.00		10,000 Ordinary shares
Colonial First State Asset Management (Australia) Limited ACN	Thursday, 11 August 2016	232,518.50		115,000 Ordinary shares

114 194 311				
Colonial First State Asset Management (Australia) Limited ACN 114 194 311	Monday, 15 August 2016	31,078.50		15,000 Ordinary shares
Colonial First State Asset Management (Australia) Limited ACN 114 194 311	Wednesday, 17 August 2016	50,587.50		25,000 Ordinary shares
Colonial First State Asset Management (Australia) Limited ACN 114 194 311	Wednesday, 24 August 2016	48,507.50		25,000 Ordinary shares
Colonial First State Asset Management (Australia) Limited ACN 114 194 311	Wednesday, 31 August 2016	92,900.00		50,000 Ordinary shares
Colonial First State Asset Management (Australia) Limited ACN 114 194 311	Thursday, 1 September 2016	3,888.96		2,063 Ordinary shares
Colonial First State Asset Management (Australia) Limited ACN 114 194 311	Thursday, 1 September 2016	14,914.55		7,823 Ordinary shares
Colonial First State Asset Management (Australia) Limited ACN 114 194 311	Thursday, 1 September 2016	28,565.46		15,114 Ordinary shares
Colonial First State Asset Management (Australia) Limited ACN 114 194 311	Friday, 2 September 2016	4,020.07		2,052 Ordinary shares
Colonial First State Asset Management (Australia) Limited ACN 114 194 311	Friday, 2 September 2016	12,035.22		6,205 Ordinary shares
Colonial First State Asset Management (Australia) Limited ACN 114 194 311	Friday, 2 September 2016	4,717.42		2,413 Ordinary shares
Colonial First State Asset Management (Australia) Limited ACN 114 194 311	Friday, 2 September 2016	28,460.81		14,330 Ordinary shares
Colonial First State Asset Management	Thursday, 8 September	47,413.50		23,968 Ordinary shares

(Australia) Limited ACN 114 194 311	2016			
Colonial First State Asset Management (Australia) Limited ACN 114 194 311	Thursday, 8 September 2016	11,867.36		6,032 Ordinary shares
Colonial First State Asset Management (Australia) Limited ACN 114 194 311	Friday, 9 September 2016	48,737.50		25,000 Ordinary shares
Colonial First State Asset Management (Australia) Limited ACN 114 194 311	Thursday, 15 September 2016	38,168.00		20,000 Ordinary shares
Colonial First State Asset Management (Australia) Limited ACN 114 194 311	Thursday, 6 October 2016	29,143.50		15,000 Ordinary shares
Colonial First State Asset Management (Australia) Limited ACN 114 194 311	Friday, 7 October 2016	38,774.00		20,000 Ordinary shares
Colonial First State Asset Management (Australia) Limited ACN 114 194 311	Tuesday, 11 October 2016	28,615.50		15,000 Ordinary shares
Colonial First State Asset Management (Australia) Limited ACN 114 194 311	Friday, 14 October 2016	28,219.50		15,000 Ordinary shares
Colonial First State Asset Management (Australia) Limited ACN 114 194 311	Thursday, 20 October 2016	39,806.80		22,000 Ordinary shares
Colonial First State Asset Management (Australia) Limited ACN 114 194 311	Friday, 21 October 2016	44,455.00		25,000 Ordinary shares
Colonial First State Asset Management (Australia) Limited ACN 114 194 311	Monday, 24 October 2016	86,470.00		50,000 Ordinary shares
Colonial First State Asset Management (Australia) Limited ACN 114 194 311	Tuesday, 25 October 2016	35,096.00		20,000 Ordinary shares

Colonial First State Asset Management (Australia) Limited ACN 114 194 311	Friday, 1 July 2016	260,267.52		203,334 Ordinary shares
Colonial First State Asset Management (Australia) Limited ACN 114 194 311	Monday, 11 July 2016	171,328.58		91,424 Ordinary shares
Colonial First State Asset Management (Australia) Limited ACN 114 194 311	Thursday, 30 June 2016	76,740.43		40,019 Ordinary shares
Colonial First State Asset Management (Australia) Limited ACN 114 194 311	Thursday, 30 June 2016	1,600,185.74		800,373 Ordinary shares
Colonial First State Asset Management (Australia) Limited ACN 114 194 311	Friday, 1 July 2016	4,064,326.50		2,709,551 Ordinary shares
Colonial First State Asset Management (Australia) Limited ACN 114 194 311	Friday, 1 July 2016	3,090,033.92		2,414,089 Ordinary shares
Colonial First State Asset Management (Australia) Limited ACN 114 194 311	Friday, 1 July 2016	422,422.32		225,352 Ordinary shares
Colonial First State Asset Management (Australia) Limited ACN 114 194 311	Tuesday, 5 July 2016	164,122.06		90,172 Ordinary shares
Colonial First State Asset Management (Australia) Limited ACN 114 194 311	Wednesday, 6 July 2016	729,216.46		405,774 Ordinary shares
Colonial First State Asset Management (Australia) Limited ACN 114 194 311	Thursday, 7 July 2016	490,036.11		270,514 Ordinary shares
Colonial First State Asset Management (Australia) Limited ACN 114 194 311	Thursday, 7 July 2016	96,760.18		53,583 Ordinary shares
Colonial First State Asset Management (Australia) Limited ACN	Thursday, 7 July 2016	311,469.06		171,845 Ordinary shares

114 194 311				
Colonial First State Asset Management (Australia) Limited ACN 114 194 311	Friday, 15 July 2016	265,309.17		135,279 Ordinary shares
Colonial First State Asset Management (Australia) Limited ACN 114 194 311	Friday, 22 July 2016	43,527.63		22,545 Ordinary shares
Colonial First State Asset Management (Australia) Limited ACN 114 194 311	Tuesday, 26 July 2016	218,889.03		112,719 Ordinary shares
Colonial First State Asset Management (Australia) Limited ACN 114 194 311	Thursday, 11 August 2016	1,395,440.57		690,163 Ordinary shares
Colonial First State Asset Management (Australia) Limited ACN 114 194 311	Monday, 15 August 2016	93,465.48		45,111 Ordinary shares
Colonial First State Asset Management (Australia) Limited ACN 114 194 311	Wednesday, 17 August 2016	867,162.83		428,546 Ordinary shares
Colonial First State Asset Management (Australia) Limited ACN 114 194 311	Wednesday, 17 August 2016	228,561.09		112,775 Ordinary shares
Colonial First State Asset Management (Australia) Limited ACN 114 194 311	Tuesday, 23 August 2016	133,433.98		67,654 Ordinary shares
Colonial First State Asset Management (Australia) Limited ACN 114 194 311	Tuesday, 23 August 2016	311,769.55		157,858 Ordinary shares
Colonial First State Asset Management (Australia) Limited ACN 114 194 311	Wednesday, 24 August 2016	350,018.48		180,394 Ordinary shares
Colonial First State Asset Management (Australia) Limited ACN 114 194 311	Wednesday, 31 August 2016	871,429.87		469,015 Ordinary shares
Colonial First State Asset Management	Thursday, 1 September	161,434.79		84,676 Ordinary shares

(Australia) Limited ACN 114 194 311	2016			
Colonial First State Asset Management (Australia) Limited ACN 114 194 311	Thursday, 1 September 2016	309,185.10		163,590 Ordinary shares
Colonial First State Asset Management (Australia) Limited ACN 114 194 311	Thursday, 1 September 2016	42,098.05		22,332 Ordinary shares
Colonial First State Asset Management (Australia) Limited ACN 114 194 311	Friday, 2 September 2016	87,038.89		44,428 Ordinary shares
Colonial First State Asset Management (Australia) Limited ACN 114 194 311	Friday, 2 September 2016	102,121.38		52,236 Ordinary shares
Colonial First State Asset Management (Australia) Limited ACN 114 194 311	Friday, 2 September 2016	260,548.41		134,331 Ordinary shares
Colonial First State Asset Management (Australia) Limited ACN 114 194 311	Friday, 2 September 2016	616,068.36		310,190 Ordinary shares
Colonial First State Asset Management (Australia) Limited ACN 114 194 311	Wednesday, 7 September 2016	541,856.52		270,563 Ordinary shares
Colonial First State Asset Management (Australia) Limited ACN 114 194 311	Thursday, 8 September 2016	223,008.42		112,733 Ordinary shares
Colonial First State Asset Management (Australia) Limited ACN 114 194 311	Friday, 9 September 2016	615,443.50		315,693 Ordinary shares
Colonial First State Asset Management (Australia) Limited ACN 114 194 311	Thursday, 15 September 2016	430,334.66		225,495 Ordinary shares
Colonial First State Asset Management (Australia) Limited ACN 114 194 311	Thursday, 6 October 2016	219,300.25		112,716 Ordinary shares

Colonial First State Asset Management (Australia) Limited ACN 114 194 311	Thursday, 6 October 2016	437,991.83		225,432 Ordinary shares
Colonial First State Asset Management (Australia) Limited ACN 114 194 311	Friday, 7 October 2016	201,021.86		103,689 Ordinary shares
Colonial First State Asset Management (Australia) Limited ACN 114 194 311	Friday, 7 October 2016	236,042.54		121,753 Ordinary shares
Colonial First State Asset Management (Australia) Limited ACN 114 194 311	Tuesday, 11 October 2016	215,018.77		112,711 Ordinary shares
Colonial First State Asset Management (Australia) Limited ACN 114 194 311	Friday, 14 October 2016	228,978.67		121,713 Ordinary shares
Colonial First State Asset Management (Australia) Limited ACN 114 194 311	Tuesday, 18 October 2016	385,910.12		212,412 Ordinary shares
Colonial First State Asset Management (Australia) Limited ACN 114 194 311	Monday, 24 October 2016	779,611.79		450,799 Ordinary shares
Colonial First State Asset Management (Australia) Limited ACN 114 194 311	Tuesday, 25 October 2016	316,406.23		180,309 Ordinary shares
Colonial First State Asset Management (Australia) Limited ACN 114 194 311	Wednesday, 26 October 2016	539,898.25		315,527 Ordinary shares
Colonial First State Asset Management (Australia) Limited ACN 114 194 311	Monday, 31 October 2016	297,283.59		180,303 Ordinary shares
Colonial First State Asset Management (Australia) Limited ACN 114 194 311	Thursday, 30 June 2016	108,930.56		85,102 Ordinary shares
Colonial First State Asset Management (Australia) Limited ACN	Friday, 1 July 2016	5,359.36		4,187 Ordinary shares

114 194 311				
Colonial First State Asset Management (Australia) Limited ACN 114 194 311	Monday, 11 July 2016	69,814.00		37,254 Ordinary shares
Colonial First State Asset Management (Australia) Limited ACN 114 194 311	Wednesday, 5 October 2016	22,952.47		11,651 Ordinary shares

Colonial First State Investments Limited (Note 1) ACN 002 348 352

Holder of relevant interest	Date of acquisition	Consideration Cash	Consideration Non-Cash	Class and number of securities
Colonial First State Investments Limited (Note 1) ACN 002 348 352	Thursday, 30 June 2016	6,542.01		3,271 Ordinary shares
Colonial First State Investments Limited (Note 1) ACN 002 348 352	Friday, 1 July 2016	117,086.17		62,217 Ordinary shares
Colonial First State Investments Limited (Note 1) ACN 002 348 352	Friday, 1 July 2016	N/A		12,926 Ordinary shares (borrowed from UBS AG (Agreement 3), see Annexure C)
Colonial First State Investments Limited (Note 1) ACN 002 348 352	Thursday, 7 July 2016	191,213.81		105,754 Ordinary shares
Colonial First State Investments Limited (Note 1) ACN 002 348 352	Monday, 18 July 2016	323,237.71		162,480 Ordinary shares
Colonial First State Investments Limited (Note 1) ACN 002 348 352	Thursday, 1 September 2016	151,458.81		79,690 Ordinary shares
Colonial First State Investments Limited (Note 1) ACN 002 348 352	Thursday, 7 July 2016	2,305,596.00		1,537,064 Ordinary shares
Colonial First State Investments Limited (Note 1) ACN 002 348 352	Friday, 5 August 2016	211,767.97		104,520 Ordinary shares

Colonial First State Investments Limited (Note 1) ACN 002 348 352	Monday, 8 August 2016	368,371.93		183,690 Ordinary shares
Colonial First State Investments Limited (Note 1) ACN 002 348 352	Thursday, 7 July 2016	65,299.20		51,015 Ordinary shares
Colonial First State Investments Limited (Note 1) ACN 002 348 352	Thursday, 7 July 2016	631,752.96		493,557 Ordinary shares
Colonial First State Investments Limited (Note 1) ACN 002 348 352	Friday, 1 July 2016	N/A		304,706 Ordinary shares (borrowed from UBS AG (Agreement 1), see Annexure C)
Colonial First State Investments Limited (Note 1) ACN 002 348 352	Friday, 1 July 2016	270,069.59		143,509 Ordinary shares
Colonial First State Investments Limited (Note 1) ACN 002 348 352	Tuesday, 12 July 2016	102,129.21		51,953 Ordinary shares
Colonial First State Investments Limited (Note 1) ACN 002 348 352	Thursday, 14 July 2016	1,194,401.76		610,510 Ordinary shares
Colonial First State Investments Limited (Note 1) ACN 002 348 352	Thursday, 28 July 2016	173,839.60		88,486 Ordinary shares
Colonial First State Investments Limited (Note 1) ACN 002 348 352	Wednesday, 24 August 2016	N/A		591,792 Ordinary shares (borrowed from UBS AG (Agreement 1), see Annexure C)
Colonial First State Investments Limited (Note 1) ACN 002 348 352	Wednesday, 7 September 2016	669,895.06		335,787 Ordinary shares
Colonial First State Investments Limited (Note 1) ACN 002 348 352	Thursday, 7 July 2016	821.76		642 Ordinary shares
Colonial First State Investments Limited (Note 1) ACN 002 348	Thursday, 7 July 2016	47,466.00		31,644 Ordinary shares

352				
Colonial First State Investments Limited (Note 1) ACN 002 348 352	Tuesday, 26 July 2016	5,080.83		2,614 Ordinary shares
Colonial First State Investments Limited (Note 1) ACN 002 348 352	Thursday, 28 July 2016	10,201.08		5,184 Ordinary shares
Colonial First State Investments Limited (Note 1) ACN 002 348 352	Friday, 26 August 2016	N/A		859 Ordinary shares (borrowed from Citigroup Global Markets Limited (Agreement 1), see Annexure C)
Colonial First State Investments Limited (Note 1) ACN 002 348 352	Monday, 5 September 2016	1,715.34		868 Ordinary shares
Colonial First State Investments Limited (Note 1) ACN 002 348 352	Thursday, 15 September 2016	N/A		5,478 Ordinary shares (borrowed from Citigroup Global Markets Limited (Agreement 1), see Annexure C)
Colonial First State Investments Limited (Note 1) ACN 002 348 352	Monday, 19 September 2016	N/A		1,323 Ordinary shares (borrowed from Citigroup Global Markets Limited (Agreement 1), see Annexure C)
Colonial First State Investments Limited (Note 1) ACN 002 348 352	Tuesday, 20 September 2016	N/A		2,750 Ordinary shares (borrowed from Citigroup Global Markets Limited (Agreement 1), see Annexure C)
Colonial First State Investments Limited (Note 1) ACN 002 348 352	Wednesday, 21 September 2016	N/A		11,425 Ordinary shares (borrowed from Citigroup Global Markets Limited (Agreement 1), see Annexure C)
Colonial First State Investments Limited (Note 1) ACN 002 348 352	Thursday, 29 September 2016	N/A		3,676 Ordinary shares (borrowed from Citigroup Global Markets Limited (Agreement 1), see Annexure C)
Colonial First State Investments Limited (Note 1) ACN 002 348 352	Monday, 24 October 2016	11,568.98		6,673 Ordinary shares

Colonial First State Investments Limited (Note 1) ACN 002 348 352	Thursday, 7 July 2016	457,156.50		304,771 Ordinary shares
Colonial First State Investments Limited (Note 1) ACN 002 348 352	Monday, 25 July 2016	218,042.28		112,104 Ordinary shares
Colonial First State Investments Limited (Note 1) ACN 002 348 352	Monday, 25 July 2016	317,526.71		163,682 Ordinary shares
Colonial First State Investments Limited (Note 1) ACN 002 348 352	Friday, 26 August 2016	171,443.43		85,829 Ordinary shares
Colonial First State Investments Limited (Note 1) ACN 002 348 352	Friday, 26 August 2016	52,248.06		26,344 Ordinary shares
Colonial First State Investments Limited (Note 1) ACN 002 348 352	Friday, 1 July 2016	N/A		402,840 Ordinary shares (borrowed from UBS AG (Agreement 2), see Annexure C)
Colonial First State Investments Limited (Note 1) ACN 002 348 352	Monday, 18 July 2016	N/A		50,037 Ordinary shares (borrowed from UBS AG (Agreement 2), see Annexure C)
Colonial First State Investments Limited (Note 1) ACN 002 348 352	Friday, 29 July 2016	N/A		50,410 Ordinary shares (borrowed from UBS AG (Agreement 2), see Annexure C)
Colonial First State Investments Limited (Note 1) ACN 002 348 352	Monday, 22 August 2016	N/A		161,471 Ordinary shares (borrowed from UBS AG (Agreement 2), see Annexure C)
Colonial First State Investments Limited (Note 1) ACN 002 348 352	Tuesday, 20 September 2016	N/A		130,307 Ordinary shares (borrowed from UBS AG (Agreement 2), see Annexure C)
Colonial First State Investments Limited (Note 1) ACN 002 348 352	Monday, 31 October 2016	N/A		182,233 Ordinary shares (borrowed from UBS AG (Agreement 2), see Annexure C)
Colonial First State Investments Limited (Note 1) ACN 002 348	Thursday, 7 July 2016	1,387,249.50		924,833 Ordinary shares

352				
Colonial First State Investments Limited (Note 1) ACN 002 348 352	Tuesday, 12 July 2016	1,569,360.00		800,000 Ordinary shares
Colonial First State Investments Limited (Note 1) ACN 002 348 352	Wednesday, 13 July 2016	312,052.12		156,692 Ordinary shares
Colonial First State Investments Limited (Note 1) ACN 002 348 352	Tuesday, 12 July 2016	251,860.26		128,121 Ordinary shares
Colonial First State Investments Limited (Note 1) ACN 002 348 352	Friday, 22 July 2016	330,336.73		170,558 Ordinary shares
Colonial First State Investments Limited (Note 1) ACN 002 348 352	Thursday, 7 July 2016	24,094.50		16,063 Ordinary shares
Colonial First State Investments Limited (Note 1) ACN 002 348 352	Thursday, 14 July 2016	355,481.28		181,368 Ordinary shares
Colonial First State Investments Limited (Note 1) ACN 002 348 352	Thursday, 15 September 2016	218,687.36		114,496 Ordinary shares
Colonial First State Investments Limited (Note 1) ACN 002 348 352	Thursday, 27 October 2016	216,396.97		126,010 Ordinary shares
Colonial First State Investments Limited (Note 1) ACN 002 348 352	Friday, 1 July 2016	240,457.02		131,304 Ordinary shares
Colonial First State Investments Limited (Note 1) ACN 002 348 352	Friday, 1 July 2016	425,678.56		229,786 Ordinary shares
Colonial First State Investments Limited (Note 1) ACN 002 348 352	Tuesday, 5 July 2016	597,500.67		328,261 Ordinary shares
Colonial First State Investments Limited	Tuesday, 5 July 2016	181,845.43		100,047 Ordinary shares

(Note 1) ACN 002 348 352				
Colonial First State Investments Limited (Note 1) ACN 002 348 352	Wednesday, 6 July 2016	38,942.84		21,878 Ordinary shares
Colonial First State Investments Limited (Note 1) ACN 002 348 352	Wednesday, 6 July 2016	178,689.00		99,637 Ordinary shares
Colonial First State Investments Limited (Note 1) ACN 002 348 352	Wednesday, 6 July 2016	118,337.73		65,652 Ordinary shares
Colonial First State Investments Limited (Note 1) ACN 002 348 352	Thursday, 7 July 2016	1,575,403.50		1,050,269 Ordinary shares
Colonial First State Investments Limited (Note 1) ACN 002 348 352	Friday, 8 July 2016	145,974.02		79,433 Ordinary shares
Colonial First State Investments Limited (Note 1) ACN 002 348 352	Tuesday, 26 July 2016	135,528.47		69,591 Ordinary shares
Colonial First State Investments Limited (Note 1) ACN 002 348 352	Wednesday, 27 July 2016	79,183.04		40,816 Ordinary shares
Colonial First State Investments Limited (Note 1) ACN 002 348 352	Wednesday, 27 July 2016	127,529.01		65,652 Ordinary shares
Colonial First State Investments Limited (Note 1) ACN 002 348 352	Thursday, 28 July 2016	419,386.35		213,809 Ordinary shares
Colonial First State Investments Limited (Note 1) ACN 002 348 352	Friday, 29 July 2016	264,249.30		131,304 Ordinary shares
Colonial First State Investments Limited (Note 1) ACN 002 348 352	Monday, 1 August 2016	132,617.04		65,652 Ordinary shares

Colonial First State Investments Limited (Note 1) ACN 002 348 352	Tuesday, 2 August 2016	264,078.60		131,304 Ordinary shares
Colonial First State Investments Limited (Note 1) ACN 002 348 352	Wednesday, 3 August 2016	144,766.04		72,271 Ordinary shares
Colonial First State Investments Limited (Note 1) ACN 002 348 352	Thursday, 4 August 2016	131,960.52		65,652 Ordinary shares
Colonial First State Investments Limited (Note 1) ACN 002 348 352	Thursday, 11 August 2016	66,082.02		32,826 Ordinary shares
Colonial First State Investments Limited (Note 1) ACN 002 348 352	Tuesday, 23 August 2016	261,649.48		131,304 Ordinary shares
Colonial First State Investments Limited (Note 1) ACN 002 348 352	Tuesday, 23 August 2016	155,596.42		78,783 Ordinary shares
Colonial First State Investments Limited (Note 1) ACN 002 348 352	Wednesday, 24 August 2016	88,237.44		45,957 Ordinary shares
Colonial First State Investments Limited (Note 1) ACN 002 348 352	Wednesday, 24 August 2016	88,582.12		45,957 Ordinary shares
Colonial First State Investments Limited (Note 1) ACN 002 348 352	Thursday, 25 August 2016	176,472.96		91,913 Ordinary shares
Colonial First State Investments Limited (Note 1) ACN 002 348 352	Tuesday, 30 August 2016	114,356.98		59,087 Ordinary shares
Colonial First State Investments Limited (Note 1) ACN 002 348 352	Wednesday, 31 August 2016	103,399.44		56,620 Ordinary shares
Colonial First State Investments Limited (Note 1) ACN 002 348	Friday, 2 September 2016	12,637.63		6,565 Ordinary shares

352				
Colonial First State Investments Limited (Note 1) ACN 002 348 352	Monday, 12 September 2016	63,590.28		33,323 Ordinary shares
Colonial First State Investments Limited (Note 1) ACN 002 348 352	Tuesday, 11 October 2016	316,819.14		166,100 Ordinary shares
Colonial First State Investments Limited (Note 1) ACN 002 348 352	Wednesday, 12 October 2016	237,851.07		124,107 Ordinary shares
Colonial First State Investments Limited (Note 1) ACN 002 348 352	Thursday, 13 October 2016	880,388.67		459,565 Ordinary shares
Colonial First State Investments Limited (Note 1) ACN 002 348 352	Thursday, 13 October 2016	641,898.88		335,458 Ordinary shares
Colonial First State Investments Limited (Note 1) ACN 002 348 352	Thursday, 27 October 2016	363,043.84		212,667 Ordinary shares
Colonial First State Investments Limited (Note 1) ACN 002 348 352	Friday, 28 October 2016	144,252.62		86,607 Ordinary shares
Colonial First State Investments Limited (Note 1) ACN 002 348 352	Monday, 11 July 2016	450,192.00		240,000 Ordinary shares
Colonial First State Investments Limited (Note 1) ACN 002 348 352	Thursday, 7 July 2016	324,104.96		253,207 Ordinary shares
Colonial First State Investments Limited (Note 1) ACN 002 348 352	Thursday, 14 July 2016	5,474.28		2,799 Ordinary shares
Colonial First State Investments Limited (Note 1) ACN 002 348 352	Wednesday, 20 July 2016	2,100.32		1,062 Ordinary shares

Avanteos Investments Limited ACN 096 259 979

Holder of relevant interest	Date of acquisition	Consideration Cash	Consideration Non-Cash	Class and number of securities
Avanteos Investments Limited ACN 096 259 979	Friday, 22 July 2016	3,944.96		3,082 Ordinary shares
Avanteos Investments Limited ACN 096 259 979	Friday, 22 July 2016	14,840.32		11,594 Ordinary shares
Avanteos Investments Limited ACN 096 259 979	Friday, 22 July 2016	4,897.28		3,826 Ordinary shares
Avanteos Investments Limited ACN 096 259 979	Friday, 22 July 2016	5,207.04		4,068 Ordinary shares
Avanteos Investments Limited ACN 096 259 979	Monday, 25 July 2016	19,982.00		10,300 Ordinary shares
Avanteos Investments Limited ACN 096 259 979	Monday, 25 July 2016	2,530.56		2,273 Ordinary shares
Avanteos Investments Limited ACN 096 259 979	Monday, 5 September 2016	7,998.75		4,050 Ordinary shares
Avanteos Investments Limited ACN 096 259 979	Wednesday, 26 October 2016	4,947.70		2,919 Ordinary shares

Realindex Investments Pty Limited ACN 133 312 017

Holder of relevant interest	Date of acquisition	Consideration Cash	Consideration Non-Cash	Class and number of securities
Realindex Investments Pty Limited ACN 133 312 017	Friday, 22 July 2016	844,903.82		437,774 Ordinary shares

CBA Markets Limited ACN 003 485 952

Holder of relevant interest	Date of acquisition	Consideration Cash	Consideration Non-Cash	Class and number of securities
CBA Markets Limited	Tuesday, 5 July 2016	N/A		470,363 Ordinary shares (borrowed from Barclays)

ACN 003 485 952				Capital Securities Ltd, see Annexure C)
CBA Markets Limited ACN 003 485 952	Wednesday, 6 July 2016	N/A		60,109 Ordinary shares (borrowed from Barclays Capital Securities Ltd, see Annexure C)
CBA Markets Limited ACN 003 485 952	Thursday, 7 July 2016	N/A		210,271 Ordinary shares (borrowed from Barclays Capital Securities Ltd, see Annexure C)
CBA Markets Limited ACN 003 485 952	Friday, 8 July 2016	N/A		692,018 Ordinary shares (borrowed from Barclays Capital Securities Ltd, see Annexure C)
CBA Markets Limited ACN 003 485 952	Monday, 11 July 2016	N/A		1,114,044 Ordinary shares (borrowed from Barclays Capital Securities Ltd, see Annexure C)
CBA Markets Limited ACN 003 485 952	Tuesday, 12 July 2016	N/A		1,857,964 Ordinary shares (borrowed from Barclays Capital Securities Ltd, see Annexure C)
CBA Markets Limited ACN 003 485 952	Friday, 15 July 2016	N/A		1,130,654 Ordinary shares (borrowed from Barclays Capital Securities Ltd, see Annexure C)
CBA Markets Limited ACN 003 485 952	Monday, 18 July 2016	N/A		1,113,400 Ordinary shares (borrowed from Barclays Capital Securities Ltd, see Annexure C)
CBA Markets Limited ACN 003 485 952	Tuesday, 19 July 2016	N/A		1,068,400 Ordinary shares (borrowed from Barclays Capital Securities Ltd, see Annexure C)
CBA Markets Limited ACN 003 485 952	Wednesday, 20 July 2016	N/A		1,044,788 Ordinary shares (borrowed from Barclays Capital Securities Ltd, see Annexure C)
CBA Markets Limited ACN 003 485 952	Thursday, 21 July 2016	N/A		928,564 Ordinary shares (borrowed from Barclays Capital Securities Ltd, see Annexure C)

CBA Markets Limited ACN 003 485 952	Friday, 22 July 2016	N/A		1,058,586 Ordinary shares (borrowed from Barclays Capital Securities Ltd, see Annexure C)
CBA Markets Limited ACN 003 485 952	Friday, 29 July 2016	N/A		665,470 Ordinary shares (borrowed from Barclays Capital Securities Ltd, see Annexure C)
CBA Markets Limited ACN 003 485 952	Monday, 1 August 2016	N/A		665,470 Ordinary shares (borrowed from Barclays Capital Securities Ltd, see Annexure C)
CBA Markets Limited ACN 003 485 952	Tuesday, 2 August 2016	N/A		665,470 Ordinary shares (borrowed from Barclays Capital Securities Ltd, see Annexure C)
CBA Markets Limited ACN 003 485 952	Wednesday, 3 August 2016	N/A		665,470 Ordinary shares (borrowed from Barclays Capital Securities Ltd, see Annexure C)
CBA Markets Limited ACN 003 485 952	Thursday, 4 August 2016	N/A		1,090,326 Ordinary shares (borrowed from Barclays Capital Securities Ltd, see Annexure C)
CBA Markets Limited ACN 003 485 952	Friday, 5 August 2016	N/A		1,009,068 Ordinary shares (borrowed from Barclays Capital Securities Ltd, see Annexure C)
CBA Markets Limited ACN 003 485 952	Monday, 8 August 2016	N/A		1,309,126 Ordinary shares (borrowed from Barclays Capital Securities Ltd, see Annexure C)
CBA Markets Limited ACN 003 485 952	Tuesday, 9 August 2016	N/A		538,192 Ordinary shares (borrowed from Barclays Capital Securities Ltd, see Annexure C)
CBA Markets Limited ACN 003 485 952	Wednesday, 10 August 2016	N/A		225,242 Ordinary shares (borrowed from Barclays Capital Securities Ltd, see Annexure C)
CBA Markets Limited ACN 003 485 952	Friday, 12 August 2016	N/A		51,452 Ordinary shares (borrowed from Barclays Capital Securities Ltd, see Annexure C)

CBA Markets Limited ACN 003 485 952	Monday, 15 August 2016	N/A		51,452 Ordinary shares (borrowed from Barclays Capital Securities Ltd, see Annexure C)
CBA Markets Limited ACN 003 485 952	Tuesday, 16 August 2016	N/A		51,452 Ordinary shares (borrowed from Barclays Capital Securities Ltd, see Annexure C)
CBA Markets Limited ACN 003 485 952	Wednesday, 17 August 2016	N/A		97,148 Ordinary shares (borrowed from Barclays Capital Securities Ltd, see Annexure C)
CBA Markets Limited ACN 003 485 952	Friday, 19 August 2016	N/A		71,791 Ordinary shares (borrowed from Barclays Capital Securities Ltd, see Annexure C)
CBA Markets Limited ACN 003 485 952	Tuesday, 23 August 2016	N/A		40,161 Ordinary shares (borrowed from Barclays Capital Securities Ltd, see Annexure C)
CBA Markets Limited ACN 003 485 952	Monday, 29 August 2016	N/A		131,412 Ordinary shares (borrowed from Barclays Capital Securities Ltd, see Annexure C)
CBA Markets Limited ACN 003 485 952	Tuesday, 30 August 2016	N/A		323,980 Ordinary shares (borrowed from Barclays Capital Securities Ltd, see Annexure C)
CBA Markets Limited ACN 003 485 952	Friday, 2 September 2016	N/A		522,442 Ordinary shares (borrowed from Barclays Capital Securities Ltd, see Annexure C)
CBA Markets Limited ACN 003 485 952	Monday, 5 September 2016	N/A		14,423 Ordinary shares (borrowed from Barclays Capital Securities Ltd, see Annexure C)
CBA Markets Limited ACN 003 485 952	Friday, 9 September 2016	N/A		71,476 Ordinary shares (borrowed from Barclays Capital Securities Ltd, see Annexure C)
CBA Markets Limited ACN 003 485 952	Monday, 12 September 2016	N/A		71,476 Ordinary shares (borrowed from Barclays Capital Securities Ltd, see Annexure C)
CBA Markets Limited ACN 003 485 952	Tuesday, 13 September 2016	N/A		47,830 Ordinary shares (borrowed from Barclays Capital Securities Ltd,

				see Annexure C)
CBA Markets Limited ACN 003 485 952	Wednesday, 14 September 2016	N/A		9,972 Ordinary shares (borrowed from Barclays Capital Securities Ltd, see Annexure C)
CBA Markets Limited ACN 003 485 952	Thursday, 15 September 2016	N/A		62,303 Ordinary shares (borrowed from Barclays Capital Securities Ltd, see Annexure C)
CBA Markets Limited ACN 003 485 952	Friday, 16 September 2016	N/A		16,785 Ordinary shares (borrowed from Barclays Capital Securities Ltd, see Annexure C)
CBA Markets Limited ACN 003 485 952	Monday, 19 September 2016	N/A		91,659 Ordinary shares (borrowed from Barclays Capital Securities Ltd, see Annexure C)
CBA Markets Limited ACN 003 485 952	Tuesday, 20 September 2016	N/A		57,048 Ordinary shares (borrowed from Barclays Capital Securities Ltd, see Annexure C)
CBA Markets Limited ACN 003 485 952	Wednesday, 21 September 2016	N/A		57,048 Ordinary shares (borrowed from Barclays Capital Securities Ltd, see Annexure C)
CBA Markets Limited ACN 003 485 952	Thursday, 22 September 2016	N/A		103,009 Ordinary shares (borrowed from Barclays Capital Securities Ltd, see Annexure C)
CBA Markets Limited ACN 003 485 952	Friday, 23 September 2016	N/A		100,833 Ordinary shares (borrowed from Barclays Capital Securities Ltd, see Annexure C)
CBA Markets Limited ACN 003 485 952	Monday, 26 September 2016	N/A		202,468 Ordinary shares (borrowed from Barclays Capital Securities Ltd, see Annexure C)
CBA Markets Limited ACN 003 485 952	Tuesday, 27 September 2016	N/A		354,275 Ordinary shares (borrowed from Barclays Capital Securities Ltd, see Annexure C)
CBA Markets Limited ACN 003 485 952	Wednesday, 28 September 2016	N/A		161,726 Ordinary shares (borrowed from Barclays Capital Securities Ltd, see Annexure C)
CBA Markets Limited	Thursday, 29 September	N/A		111,462 Ordinary shares (borrowed from Barclays

ACN 003 485 952	2016			Capital Securities Ltd, see Annexure C)
CBA Markets Limited ACN 003 485 952	Monday, 3 October 2016	N/A		165,584 Ordinary shares (borrowed from Barclays Capital Securities Ltd, see Annexure C)
CBA Markets Limited ACN 003 485 952	Tuesday, 4 October 2016	N/A		116,768 Ordinary shares (borrowed from Barclays Capital Securities Ltd, see Annexure C)
CBA Markets Limited ACN 003 485 952	Wednesday, 5 October 2016	N/A		113,611 Ordinary shares (borrowed from Barclays Capital Securities Ltd, see Annexure C)
CBA Markets Limited ACN 003 485 952	Thursday, 6 October 2016	N/A		46,690 Ordinary shares (borrowed from Barclays Capital Securities Ltd, see Annexure C)
CBA Markets Limited ACN 003 485 952	Friday, 7 October 2016	N/A		46,690 Ordinary shares (borrowed from Barclays Capital Securities Ltd, see Annexure C)
CBA Markets Limited ACN 003 485 952	Tuesday, 11 October 2016	N/A		46,690 Ordinary shares (borrowed from Barclays Capital Securities Ltd, see Annexure C)
CBA Markets Limited ACN 003 485 952	Wednesday, 12 October 2016	N/A		26,003 Ordinary shares (borrowed from Barclays Capital Securities Ltd, see Annexure C)
CBA Markets Limited ACN 003 485 952	Thursday, 13 October 2016	N/A		200,606 Ordinary shares (borrowed from Barclays Capital Securities Ltd, see Annexure C)
CBA Markets Limited ACN 003 485 952	Friday, 14 October 2016	N/A		200,606 Ordinary shares (borrowed from Barclays Capital Securities Ltd, see Annexure C)
CBA Markets Limited ACN 003 485 952	Monday, 17 October 2016	N/A		103,349 Ordinary shares (borrowed from Barclays Capital Securities Ltd, see Annexure C)
CBA Markets Limited ACN 003 485 952	Tuesday, 18 October 2016	N/A		63,414 Ordinary shares (borrowed from Barclays Capital Securities Ltd, see Annexure C)

CBA Markets Limited ACN 003 485 952	Wednesday, 19 October 2016	N/A		155,109 Ordinary shares (borrowed from Barclays Capital Securities Ltd, see Annexure C)
CBA Markets Limited ACN 003 485 952	Thursday, 20 October 2016	N/A		219,908 Ordinary shares (borrowed from Barclays Capital Securities Ltd, see Annexure C)
CBA Markets Limited ACN 003 485 952	Friday, 21 October 2016	N/A		286,415 Ordinary shares (borrowed from Barclays Capital Securities Ltd, see Annexure C)
CBA Markets Limited ACN 003 485 952	Monday, 24 October 2016	N/A		149,118 Ordinary shares (borrowed from Barclays Capital Securities Ltd, see Annexure C)
CBA Markets Limited ACN 003 485 952	Tuesday, 25 October 2016	N/A		307,543 Ordinary shares (borrowed from Barclays Capital Securities Ltd, see Annexure C)
CBA Markets Limited ACN 003 485 952	Wednesday, 26 October 2016	N/A		430,503 Ordinary shares (borrowed from Barclays Capital Securities Ltd, see Annexure C)
CBA Markets Limited ACN 003 485 952	Thursday, 27 October 2016	N/A		138,243 Ordinary shares (borrowed from Barclays Capital Securities Ltd, see Annexure C)
CBA Markets Limited ACN 003 485 952	Friday, 28 October 2016	N/A		138,243 Ordinary shares (borrowed from Barclays Capital Securities Ltd, see Annexure C)
CBA Markets Limited ACN 003 485 952	Thursday, 30 June 2016	4,583.43		2,406 Ordinary shares
CBA Markets Limited ACN 003 485 952	Thursday, 30 June 2016	118.11		62 Ordinary shares
CBA Markets Limited ACN 003 485 952	Thursday, 30 June 2016	5,671.19		2,977 Ordinary shares
CBA Markets Limited ACN 003 485 952	Thursday, 30 June 2016	741,742.08		579,486 Ordinary shares
CBA Markets Limited ACN 003 485 952	Friday, 1 July 2016	6,263.51		3,345 Ordinary shares
CBA Markets Limited ACN 003 485 952	Friday, 1 July 2016	4,769.26		2,547 Ordinary shares

CBA Markets Limited ACN 003 485 952	Friday, 1 July 2016	56.18		30 Ordinary shares
CBA Markets Limited ACN 003 485 952	Friday, 1 July 2016	1,619.71		865 Ordinary shares
CBA Markets Limited ACN 003 485 952	Friday, 1 July 2016	12,283.60		6,560 Ordinary shares
CBA Markets Limited ACN 003 485 952	Friday, 1 July 2016	6,269.13		3,348 Ordinary shares
CBA Markets Limited ACN 003 485 952	Friday, 1 July 2016	1,984.85		1,060 Ordinary shares
CBA Markets Limited ACN 003 485 952	Friday, 1 July 2016	15,508.05		8,282 Ordinary shares
CBA Markets Limited ACN 003 485 952	Friday, 1 July 2016	1,507.37		817 Ordinary shares
CBA Markets Limited ACN 003 485 952	Friday, 1 July 2016	4,987.50		2,625 Ordinary shares
CBA Markets Limited ACN 003 485 952	Friday, 1 July 2016	2,580.20		1,358 Ordinary shares
CBA Markets Limited ACN 003 485 952	Monday, 4 July 2016	47,979.38		25,589 Ordinary shares
CBA Markets Limited ACN 003 485 952	Monday, 4 July 2016	4,045.50		2,175 Ordinary shares
CBA Markets Limited ACN 003 485 952	Monday, 4 July 2016	4,301.00		2,300 Ordinary shares
CBA Markets Limited ACN 003 485 952	Monday, 4 July 2016	209.72		112 Ordinary shares
CBA Markets Limited ACN 003 485 952	Monday, 4 July 2016	256.53		137 Ordinary shares
CBA Markets Limited ACN 003 485 952	Tuesday, 5 July 2016	20.52		11 Ordinary shares
CBA Markets Limited ACN 003 485 952	Tuesday, 5 July 2016	4,953.44		2,656 Ordinary shares
CBA Markets Limited ACN 003 485 952	Tuesday, 5 July 2016	17,611.38		9,757 Ordinary shares
CBA Markets Limited ACN 003 485 952	Thursday, 7 July 2016	12,692.76		7,032 Ordinary shares
CBA Markets Limited	Friday, 8 July 2016	2,754.25		1,503 Ordinary shares

ACN 003 485 952				
CBA Markets Limited ACN 003 485 952	Friday, 8 July 2016	529.59		289 Ordinary shares
CBA Markets Limited ACN 003 485 952	Friday, 8 July 2016	9.16		5 Ordinary shares
CBA Markets Limited ACN 003 485 952	Friday, 8 July 2016	5.50		3 Ordinary shares
CBA Markets Limited ACN 003 485 952	Friday, 8 July 2016	615.72		336 Ordinary shares
CBA Markets Limited ACN 003 485 952	Friday, 8 July 2016	509.44		278 Ordinary shares
CBA Markets Limited ACN 003 485 952	Friday, 8 July 2016	373.83		204 Ordinary shares
CBA Markets Limited ACN 003 485 952	Friday, 8 July 2016	232.73		127 Ordinary shares
CBA Markets Limited ACN 003 485 952	Friday, 8 July 2016	1,533.80		837 Ordinary shares
CBA Markets Limited ACN 003 485 952	Friday, 8 July 2016	1,634.59		892 Ordinary shares
CBA Markets Limited ACN 003 485 952	Friday, 8 July 2016	117.28		64 Ordinary shares
CBA Markets Limited ACN 003 485 952	Friday, 8 July 2016	756.82		413 Ordinary shares
CBA Markets Limited ACN 003 485 952	Friday, 8 July 2016	108.12		59 Ordinary shares
CBA Markets Limited ACN 003 485 952	Friday, 8 July 2016	5,033.88		2,747 Ordinary shares
CBA Markets Limited ACN 003 485 952	Friday, 8 July 2016	4,533.61		2,474 Ordinary shares
CBA Markets Limited ACN 003 485 952	Friday, 8 July 2016	672.53		367 Ordinary shares
CBA Markets Limited ACN 003 485 952	Friday, 8 July 2016	505.77		276 Ordinary shares
CBA Markets Limited ACN 003 485 952	Friday, 8 July 2016	672.53		367 Ordinary shares
CBA Markets Limited ACN 003 485 952	Friday, 8 July 2016	5,131.00		2,800 Ordinary shares

CBA Markets Limited ACN 003 485 952	Friday, 8 July 2016	1,515.15		819 Ordinary shares
CBA Markets Limited ACN 003 485 952	Friday, 8 July 2016	3,947.63		2,175 Ordinary shares
CBA Markets Limited ACN 003 485 952	Friday, 8 July 2016	59,041.92		32,088 Ordinary shares
CBA Markets Limited ACN 003 485 952	Friday, 8 July 2016	1,400.24		761 Ordinary shares
CBA Markets Limited ACN 003 485 952	Monday, 11 July 2016	239,031.40		125,806 Ordinary shares
CBA Markets Limited ACN 003 485 952	Monday, 11 July 2016	4,879.20		2,568 Ordinary shares
CBA Markets Limited ACN 003 485 952	Monday, 11 July 2016	1,018.40		536 Ordinary shares
CBA Markets Limited ACN 003 485 952	Monday, 11 July 2016	49,704.00		26,160 Ordinary shares
CBA Markets Limited ACN 003 485 952	Monday, 11 July 2016	131,917.00		69,430 Ordinary shares
CBA Markets Limited ACN 003 485 952	Monday, 11 July 2016	737.20		388 Ordinary shares
CBA Markets Limited ACN 003 485 952	Monday, 11 July 2016	212.80		112 Ordinary shares
CBA Markets Limited ACN 003 485 952	Tuesday, 19 July 2016	7,476.15		3,795 Ordinary shares
CBA Markets Limited ACN 003 485 952	Tuesday, 19 July 2016	9,929.70		5,015 Ordinary shares
CBA Markets Limited ACN 003 485 952	Tuesday, 19 July 2016	4,962.50		2,500 Ordinary shares
CBA Markets Limited ACN 003 485 952	Wednesday, 20 July 2016	1.98		1 Ordinary shares
CBA Markets Limited ACN 003 485 952	Wednesday, 20 July 2016	17.80		9 Ordinary shares
CBA Markets Limited ACN 003 485 952	Wednesday, 20 July 2016	268.94		136 Ordinary shares
CBA Markets Limited ACN 003 485 952	Wednesday, 20 July 2016	330.24		167 Ordinary shares
CBA Markets Limited	Wednesday, 20 July	3,047.33		1,541 Ordinary shares

ACN 003 485 952	2016			
CBA Markets Limited ACN 003 485 952	Wednesday, 20 July 2016	17.80		9 Ordinary shares
CBA Markets Limited ACN 003 485 952	Wednesday, 20 July 2016	19.77		10 Ordinary shares
CBA Markets Limited ACN 003 485 952	Wednesday, 20 July 2016	98.88		50 Ordinary shares
CBA Markets Limited ACN 003 485 952	Wednesday, 20 July 2016	27.69		14 Ordinary shares
CBA Markets Limited ACN 003 485 952	Wednesday, 20 July 2016	195.77		99 Ordinary shares
CBA Markets Limited ACN 003 485 952	Wednesday, 20 July 2016	241.26		122 Ordinary shares
CBA Markets Limited ACN 003 485 952	Wednesday, 20 July 2016	5,066.36		2,562 Ordinary shares
CBA Markets Limited ACN 003 485 952	Wednesday, 20 July 2016	4,987.62		2,519 Ordinary shares
CBA Markets Limited ACN 003 485 952	Wednesday, 20 July 2016	15.82		8 Ordinary shares
CBA Markets Limited ACN 003 485 952	Wednesday, 20 July 2016	27.69		14 Ordinary shares
CBA Markets Limited ACN 003 485 952	Wednesday, 20 July 2016	2,499.56		1,264 Ordinary shares
CBA Markets Limited ACN 003 485 952	Wednesday, 20 July 2016	1.98		1 Ordinary shares
CBA Markets Limited ACN 003 485 952	Wednesday, 20 July 2016	27.69		14 Ordinary shares
CBA Markets Limited ACN 003 485 952	Wednesday, 20 July 2016	25.71		13 Ordinary shares
CBA Markets Limited ACN 003 485 952	Wednesday, 20 July 2016	247.19		125 Ordinary shares
CBA Markets Limited ACN 003 485 952	Wednesday, 20 July 2016	27.69		14 Ordinary shares
CBA Markets Limited ACN 003 485 952	Wednesday, 20 July 2016	1,144.97		579 Ordinary shares
CBA Markets Limited ACN 003 485 952	Wednesday, 20 July 2016	425.16		215 Ordinary shares

CBA Markets Limited ACN 003 485 952	Wednesday, 20 July 2016	4,105.29		2,076 Ordinary shares
CBA Markets Limited ACN 003 485 952	Wednesday, 20 July 2016	43.51		22 Ordinary shares
CBA Markets Limited ACN 003 485 952	Wednesday, 20 July 2016	29.66		15 Ordinary shares
CBA Markets Limited ACN 003 485 952	Wednesday, 20 July 2016	25.71		13 Ordinary shares
CBA Markets Limited ACN 003 485 952	Wednesday, 20 July 2016	478.56		242 Ordinary shares
CBA Markets Limited ACN 003 485 952	Wednesday, 20 July 2016	183.91		93 Ordinary shares
CBA Markets Limited ACN 003 485 952	Wednesday, 20 July 2016	27.69		14 Ordinary shares
CBA Markets Limited ACN 003 485 952	Wednesday, 20 July 2016	19.77		10 Ordinary shares
CBA Markets Limited ACN 003 485 952	Wednesday, 20 July 2016	25.71		13 Ordinary shares
CBA Markets Limited ACN 003 485 952	Wednesday, 20 July 2016	2,618.21		1,324 Ordinary shares
CBA Markets Limited ACN 003 485 952	Wednesday, 20 July 2016	3.96		2 Ordinary shares
CBA Markets Limited ACN 003 485 952	Wednesday, 20 July 2016	2,017.05		1,020 Ordinary shares
CBA Markets Limited ACN 003 485 952	Wednesday, 20 July 2016	4,510.68		2,281 Ordinary shares
CBA Markets Limited ACN 003 485 952	Wednesday, 20 July 2016	15.82		8 Ordinary shares
CBA Markets Limited ACN 003 485 952	Wednesday, 20 July 2016	25.71		13 Ordinary shares
CBA Markets Limited ACN 003 485 952	Wednesday, 20 July 2016	19.77		10 Ordinary shares
CBA Markets Limited ACN 003 485 952	Wednesday, 20 July 2016	2,109.99		1,067 Ordinary shares
CBA Markets Limited ACN 003 485 952	Wednesday, 20 July 2016	575.45		291 Ordinary shares
CBA Markets Limited	Wednesday, 20 July	25.71		13 Ordinary shares

ACN 003 485 952	2016			
CBA Markets Limited ACN 003 485 952	Wednesday, 20 July 2016	21.75		11 Ordinary shares
CBA Markets Limited ACN 003 485 952	Wednesday, 20 July 2016	1.98		1 Ordinary shares
CBA Markets Limited ACN 003 485 952	Wednesday, 20 July 2016	4,131.00		2,089 Ordinary shares
CBA Markets Limited ACN 003 485 952	Wednesday, 20 July 2016	290.69		147 Ordinary shares
CBA Markets Limited ACN 003 485 952	Wednesday, 20 July 2016	2,242.49		1,134 Ordinary shares
CBA Markets Limited ACN 003 485 952	Wednesday, 20 July 2016	215.55		109 Ordinary shares
CBA Markets Limited ACN 003 485 952	Wednesday, 20 July 2016	21.75		11 Ordinary shares
CBA Markets Limited ACN 003 485 952	Wednesday, 20 July 2016	31.64		16 Ordinary shares
CBA Markets Limited ACN 003 485 952	Wednesday, 20 July 2016	514.15		260 Ordinary shares
CBA Markets Limited ACN 003 485 952	Wednesday, 20 July 2016	2,173.27		1,099 Ordinary shares
CBA Markets Limited ACN 003 485 952	Wednesday, 20 July 2016	1,380.30		698 Ordinary shares
CBA Markets Limited ACN 003 485 952	Wednesday, 20 July 2016	581.38		294 Ordinary shares
CBA Markets Limited ACN 003 485 952	Wednesday, 20 July 2016	2,800.14		1,416 Ordinary shares
CBA Markets Limited ACN 003 485 952	Wednesday, 20 July 2016	21.75		11 Ordinary shares
CBA Markets Limited ACN 003 485 952	Wednesday, 20 July 2016	23.73		12 Ordinary shares
CBA Markets Limited ACN 003 485 952	Wednesday, 20 July 2016	221.48		112 Ordinary shares
CBA Markets Limited ACN 003 485 952	Wednesday, 20 July 2016	280.81		142 Ordinary shares
CBA Markets Limited ACN 003 485 952	Wednesday, 20 July 2016	579.41		293 Ordinary shares

CBA Markets Limited ACN 003 485 952	Wednesday, 20 July 2016	312.44		158 Ordinary shares
CBA Markets Limited ACN 003 485 952	Wednesday, 20 July 2016	19.77		10 Ordinary shares
CBA Markets Limited ACN 003 485 952	Wednesday, 20 July 2016	29.66		15 Ordinary shares
CBA Markets Limited ACN 003 485 952	Wednesday, 20 July 2016	2,244.46		1,135 Ordinary shares
CBA Markets Limited ACN 003 485 952	Wednesday, 20 July 2016	460.76		233 Ordinary shares
CBA Markets Limited ACN 003 485 952	Wednesday, 20 July 2016	1,131.13		572 Ordinary shares
CBA Markets Limited ACN 003 485 952	Wednesday, 20 July 2016	5,420.33		2,741 Ordinary shares
CBA Markets Limited ACN 003 485 952	Wednesday, 20 July 2016	1,742.18		881 Ordinary shares
CBA Markets Limited ACN 003 485 952	Wednesday, 20 July 2016	524.04		265 Ordinary shares
CBA Markets Limited ACN 003 485 952	Wednesday, 20 July 2016	7,949.93		4,005 Ordinary shares
CBA Markets Limited ACN 003 485 952	Thursday, 21 July 2016	25,313.94		12,594 Ordinary shares
CBA Markets Limited ACN 003 485 952	Thursday, 21 July 2016	670.65		340 Ordinary shares
CBA Markets Limited ACN 003 485 952	Thursday, 21 July 2016	1,824.56		925 Ordinary shares
CBA Markets Limited ACN 003 485 952	Thursday, 21 July 2016	8,600.10		4,360 Ordinary shares
CBA Markets Limited ACN 003 485 952	Thursday, 21 July 2016	14,158.61		7,178 Ordinary shares
CBA Markets Limited ACN 003 485 952	Thursday, 21 July 2016	140.05		71 Ordinary shares
CBA Markets Limited ACN 003 485 952	Thursday, 21 July 2016	114.41		58 Ordinary shares
CBA Markets Limited ACN 003 485 952	Thursday, 21 July 2016	6,919.53		3,508 Ordinary shares
CBA Markets Limited	Thursday, 21 July 2016	2,169.75		1,100 Ordinary shares

ACN 003 485 952				
CBA Markets Limited ACN 003 485 952	Thursday, 21 July 2016	3,546.55		1,798 Ordinary shares
CBA Markets Limited ACN 003 485 952	Thursday, 21 July 2016	5,073.27		2,572 Ordinary shares
CBA Markets Limited ACN 003 485 952	Thursday, 21 July 2016	15,437.04		7,856 Ordinary shares
CBA Markets Limited ACN 003 485 952	Thursday, 21 July 2016	72.70		37 Ordinary shares
CBA Markets Limited ACN 003 485 952	Thursday, 21 July 2016	15.72		8 Ordinary shares
CBA Markets Limited ACN 003 485 952	Thursday, 21 July 2016	1.97		1 Ordinary shares
CBA Markets Limited ACN 003 485 952	Thursday, 21 July 2016	24,650.92		12,545 Ordinary shares
CBA Markets Limited ACN 003 485 952	Thursday, 21 July 2016	84,766.17		43,138 Ordinary shares
CBA Markets Limited ACN 003 485 952	Friday, 22 July 2016	121,518.08		94,936 Ordinary shares
CBA Markets Limited ACN 003 485 952	Friday, 22 July 2016	14,309.33		7,395 Ordinary shares
CBA Markets Limited ACN 003 485 952	Friday, 22 July 2016	9,678.95		5,015 Ordinary shares
CBA Markets Limited ACN 003 485 952	Friday, 22 July 2016	9,440.26		4,885 Ordinary shares
CBA Markets Limited ACN 003 485 952	Friday, 22 July 2016	8,657.60		4,480 Ordinary shares
CBA Markets Limited ACN 003 485 952	Friday, 22 July 2016	2,046.24		1,044 Ordinary shares
CBA Markets Limited ACN 003 485 952	Friday, 22 July 2016	2,941.96		1,501 Ordinary shares
CBA Markets Limited ACN 003 485 952	Monday, 25 July 2016	371.97		191 Ordinary shares
CBA Markets Limited ACN 003 485 952	Monday, 25 July 2016	2,675.87		1,374 Ordinary shares
CBA Markets Limited ACN 003 485 952	Monday, 25 July 2016	780.95		401 Ordinary shares

CBA Markets Limited ACN 003 485 952	Monday, 25 July 2016	364.18		187 Ordinary shares
CBA Markets Limited ACN 003 485 952	Monday, 25 July 2016	212.28		109 Ordinary shares
CBA Markets Limited ACN 003 485 952	Monday, 25 July 2016	1,259.36		645 Ordinary shares
CBA Markets Limited ACN 003 485 952	Tuesday, 26 July 2016	23,821.20		12,216 Ordinary shares
CBA Markets Limited ACN 003 485 952	Wednesday, 27 July 2016	5,010.67		2,563 Ordinary shares
CBA Markets Limited ACN 003 485 952	Wednesday, 27 July 2016	1.96		1 Ordinary shares
CBA Markets Limited ACN 003 485 952	Wednesday, 27 July 2016	48,532.98		25,017 Ordinary shares
CBA Markets Limited ACN 003 485 952	Wednesday, 27 July 2016	18,645.34		9,611 Ordinary shares
CBA Markets Limited ACN 003 485 952	Wednesday, 27 July 2016	2,155.34		1,111 Ordinary shares
CBA Markets Limited ACN 003 485 952	Wednesday, 27 July 2016	5,270.98		2,717 Ordinary shares
CBA Markets Limited ACN 003 485 952	Wednesday, 27 July 2016	12,802.06		6,599 Ordinary shares
CBA Markets Limited ACN 003 485 952	Wednesday, 27 July 2016	12,165.74		6,271 Ordinary shares
CBA Markets Limited ACN 003 485 952	Thursday, 28 July 2016	5,025.15		2,577 Ordinary shares
CBA Markets Limited ACN 003 485 952	Thursday, 28 July 2016	325.46		165 Ordinary shares
CBA Markets Limited ACN 003 485 952	Thursday, 28 July 2016	7,388.81		3,765 Ordinary shares
CBA Markets Limited ACN 003 485 952	Thursday, 28 July 2016	164.85		84 Ordinary shares
CBA Markets Limited ACN 003 485 952	Thursday, 28 July 2016	3,357.48		1,713 Ordinary shares
CBA Markets Limited ACN 003 485 952	Thursday, 28 July 2016	30,844.52		15,737 Ordinary shares
CBA Markets Limited	Thursday, 28 July 2016	80.46		41 Ordinary shares

ACN 003 485 952				
CBA Markets Limited ACN 003 485 952	Thursday, 28 July 2016	35.32		18 Ordinary shares
CBA Markets Limited ACN 003 485 952	Thursday, 28 July 2016	31,900.44		16,255 Ordinary shares
CBA Markets Limited ACN 003 485 952	Thursday, 28 July 2016	15,974.75		8,140 Ordinary shares
CBA Markets Limited ACN 003 485 952	Thursday, 28 July 2016	9,037.31		4,605 Ordinary shares
CBA Markets Limited ACN 003 485 952	Friday, 29 July 2016	5,085.15		2,505 Ordinary shares
CBA Markets Limited ACN 003 485 952	Friday, 29 July 2016	42,680.75		21,025 Ordinary shares
CBA Markets Limited ACN 003 485 952	Friday, 29 July 2016	29,489.81		14,527 Ordinary shares
CBA Markets Limited ACN 003 485 952	Friday, 29 July 2016	3,832.64		1,888 Ordinary shares
CBA Markets Limited ACN 003 485 952	Friday, 29 July 2016	8,893.43		4,381 Ordinary shares
CBA Markets Limited ACN 003 485 952	Friday, 29 July 2016	5,706.33		2,811 Ordinary shares
CBA Markets Limited ACN 003 485 952	Friday, 29 July 2016	13,659.87		6,729 Ordinary shares
CBA Markets Limited ACN 003 485 952	Tuesday, 2 August 2016	3,726.66		1,868 Ordinary shares
CBA Markets Limited ACN 003 485 952	Tuesday, 2 August 2016	32,556.41		16,319 Ordinary shares
CBA Markets Limited ACN 003 485 952	Tuesday, 2 August 2016	1,195.01		599 Ordinary shares
CBA Markets Limited ACN 003 485 952	Tuesday, 2 August 2016	11,991.95		6,011 Ordinary shares
CBA Markets Limited ACN 003 485 952	Wednesday, 3 August 2016	1,040.60		519 Ordinary shares
CBA Markets Limited ACN 003 485 952	Wednesday, 3 August 2016	18,435.97		9,195 Ordinary shares
CBA Markets Limited ACN 003 485 952	Wednesday, 3 August 2016	9,212.98		4,595 Ordinary shares

CBA Markets Limited ACN 003 485 952	Wednesday, 3 August 2016	9,223.00		4,600 Ordinary shares
CBA Markets Limited ACN 003 485 952	Thursday, 4 August 2016	20,150.25		10,025 Ordinary shares
CBA Markets Limited ACN 003 485 952	Thursday, 4 August 2016	5,621.66		2,783 Ordinary shares
CBA Markets Limited ACN 003 485 952	Friday, 5 August 2016	20,099.03		9,901 Ordinary shares
CBA Markets Limited ACN 003 485 952	Friday, 5 August 2016	17,446.80		8,680 Ordinary shares
CBA Markets Limited ACN 003 485 952	Friday, 5 August 2016	12,975.75		6,570 Ordinary shares
CBA Markets Limited ACN 003 485 952	Friday, 5 August 2016	7,597.83		3,847 Ordinary shares
CBA Markets Limited ACN 003 485 952	Monday, 8 August 2016	251.05		126 Ordinary shares
CBA Markets Limited ACN 003 485 952	Monday, 8 August 2016	1,227.38		616 Ordinary shares
CBA Markets Limited ACN 003 485 952	Monday, 8 August 2016	5,693.73		2,854 Ordinary shares
CBA Markets Limited ACN 003 485 952	Monday, 8 August 2016	839.90		421 Ordinary shares
CBA Markets Limited ACN 003 485 952	Monday, 8 August 2016	6,030.89		3,023 Ordinary shares
CBA Markets Limited ACN 003 485 952	Monday, 8 August 2016	4,855.72		2,437 Ordinary shares
CBA Markets Limited ACN 003 485 952	Monday, 8 August 2016	15.94		8 Ordinary shares
CBA Markets Limited ACN 003 485 952	Monday, 8 August 2016	41.84		21 Ordinary shares
CBA Markets Limited ACN 003 485 952	Monday, 8 August 2016	1,952.65		980 Ordinary shares
CBA Markets Limited ACN 003 485 952	Monday, 8 August 2016	5.98		3 Ordinary shares
CBA Markets Limited ACN 003 485 952	Monday, 8 August 2016	1,215.43		610 Ordinary shares
CBA Markets Limited	Monday, 8 August 2016	639.59		321 Ordinary shares

ACN 003 485 952				
CBA Markets Limited ACN 003 485 952	Monday, 8 August 2016	14,785.70		7,430 Ordinary shares
CBA Markets Limited ACN 003 485 952	Monday, 8 August 2016	498.13		250 Ordinary shares
CBA Markets Limited ACN 003 485 952	Monday, 8 August 2016	613.69		308 Ordinary shares
CBA Markets Limited ACN 003 485 952	Monday, 8 August 2016	1,203.47		604 Ordinary shares
CBA Markets Limited ACN 003 485 952	Monday, 8 August 2016	898.62		451 Ordinary shares
CBA Markets Limited ACN 003 485 952	Tuesday, 9 August 2016	19,949.75		10,025 Ordinary shares
CBA Markets Limited ACN 003 485 952	Thursday, 11 August 2016	1,148.98		566 Ordinary shares
CBA Markets Limited ACN 003 485 952	Thursday, 11 August 2016	1,536.71		757 Ordinary shares
CBA Markets Limited ACN 003 485 952	Thursday, 11 August 2016	935.83		461 Ordinary shares
CBA Markets Limited ACN 003 485 952	Thursday, 11 August 2016	6,623.89		3,263 Ordinary shares
CBA Markets Limited ACN 003 485 952	Thursday, 11 August 2016	10,397.66		5,122 Ordinary shares
CBA Markets Limited ACN 003 485 952	Friday, 12 August 2016	20,098.08		9,852 Ordinary shares
CBA Markets Limited ACN 003 485 952	Friday, 12 August 2016	10,523.15		5,035 Ordinary shares
CBA Markets Limited ACN 003 485 952	Friday, 12 August 2016	10,523.15		5,035 Ordinary shares
CBA Markets Limited ACN 003 485 952	Friday, 12 August 2016	15,548.40		7,404 Ordinary shares
CBA Markets Limited ACN 003 485 952	Friday, 12 August 2016	13,198.50		6,285 Ordinary shares
CBA Markets Limited ACN 003 485 952	Friday, 12 August 2016	5,466.30		2,603 Ordinary shares
CBA Markets Limited ACN 003 485 952	Monday, 15 August 2016	20,000.40		9,524 Ordinary shares

CBA Markets Limited ACN 003 485 952	Tuesday, 16 August 2016	3,273.85		1,597 Ordinary shares
CBA Markets Limited ACN 003 485 952	Tuesday, 16 August 2016	46,129.10		22,502 Ordinary shares
CBA Markets Limited ACN 003 485 952	Tuesday, 16 August 2016	6,705.30		3,255 Ordinary shares
CBA Markets Limited ACN 003 485 952	Tuesday, 16 August 2016	8,375.96		4,066 Ordinary shares
CBA Markets Limited ACN 003 485 952	Tuesday, 16 August 2016	3,899.58		1,893 Ordinary shares
CBA Markets Limited ACN 003 485 952	Tuesday, 16 August 2016	922.88		448 Ordinary shares
CBA Markets Limited ACN 003 485 952	Tuesday, 16 August 2016	410.94		199 Ordinary shares
CBA Markets Limited ACN 003 485 952	Tuesday, 16 August 2016	547.23		265 Ordinary shares
CBA Markets Limited ACN 003 485 952	Tuesday, 16 August 2016	1,230.95		599 Ordinary shares
CBA Markets Limited ACN 003 485 952	Tuesday, 16 August 2016	9,432.05		4,601 Ordinary shares
CBA Markets Limited ACN 003 485 952	Tuesday, 16 August 2016	196.80		96 Ordinary shares
CBA Markets Limited ACN 003 485 952	Wednesday, 17 August 2016	622.20		305 Ordinary shares
CBA Markets Limited ACN 003 485 952	Wednesday, 17 August 2016	19,280.04		9,451 Ordinary shares
CBA Markets Limited ACN 003 485 952	Wednesday, 17 August 2016	4,076.36		2,018 Ordinary shares
CBA Markets Limited ACN 003 485 952	Thursday, 18 August 2016	35,583.87		17,529 Ordinary shares
CBA Markets Limited ACN 003 485 952	Thursday, 18 August 2016	4,614.19		2,273 Ordinary shares
CBA Markets Limited ACN 003 485 952	Thursday, 18 August 2016	5,155.75		2,515 Ordinary shares
CBA Markets Limited ACN 003 485 952	Friday, 19 August 2016	1,227.06		612 Ordinary shares
CBA Markets Limited	Friday, 19 August 2016	984.00		492 Ordinary shares

ACN 003 485 952				
CBA Markets Limited ACN 003 485 952	Friday, 19 August 2016	1,958.89		977 Ordinary shares
CBA Markets Limited ACN 003 485 952	Friday, 19 August 2016	14.04		7 Ordinary shares
CBA Markets Limited ACN 003 485 952	Friday, 19 August 2016	1,746.36		871 Ordinary shares
CBA Markets Limited ACN 003 485 952	Friday, 19 August 2016	1,184.95		591 Ordinary shares
CBA Markets Limited ACN 003 485 952	Friday, 19 August 2016	1,762.40		879 Ordinary shares
CBA Markets Limited ACN 003 485 952	Friday, 19 August 2016	256.64		128 Ordinary shares
CBA Markets Limited ACN 003 485 952	Friday, 19 August 2016	3,382.43		1,687 Ordinary shares
CBA Markets Limited ACN 003 485 952	Friday, 19 August 2016	3,498.72		1,745 Ordinary shares
CBA Markets Limited ACN 003 485 952	Friday, 19 August 2016	15,260.20		7,444 Ordinary shares
CBA Markets Limited ACN 003 485 952	Friday, 19 August 2016	4,739.60		2,312 Ordinary shares
CBA Markets Limited ACN 003 485 952	Friday, 19 August 2016	5,055.15		2,515 Ordinary shares
CBA Markets Limited ACN 003 485 952	Friday, 19 August 2016	8,779.90		4,379 Ordinary shares
CBA Markets Limited ACN 003 485 952	Monday, 22 August 2016	8,059.50		3,980 Ordinary shares
CBA Markets Limited ACN 003 485 952	Monday, 22 August 2016	10,175.63		5,025 Ordinary shares
CBA Markets Limited ACN 003 485 952	Monday, 22 August 2016	8,140.50		4,020 Ordinary shares
CBA Markets Limited ACN 003 485 952	Monday, 22 August 2016	7,778.70		3,870 Ordinary shares
CBA Markets Limited ACN 003 485 952	Tuesday, 23 August 2016	12,740.00		6,370 Ordinary shares
CBA Markets Limited ACN 003 485 952	Tuesday, 23 August 2016	10,047.43		5,030 Ordinary shares

CBA Markets Limited ACN 003 485 952	Tuesday, 23 August 2016	7,700.70		3,860 Ordinary shares
CBA Markets Limited ACN 003 485 952	Tuesday, 23 August 2016	7,691.05		3,860 Ordinary shares
CBA Markets Limited ACN 003 485 952	Tuesday, 23 August 2016	7,641.24		3,835 Ordinary shares
CBA Markets Limited ACN 003 485 952	Tuesday, 23 August 2016	7,247.58		3,642 Ordinary shares
CBA Markets Limited ACN 003 485 952	Tuesday, 23 August 2016	3,179.58		1,614 Ordinary shares
CBA Markets Limited ACN 003 485 952	Tuesday, 23 August 2016	433.82		218 Ordinary shares
CBA Markets Limited ACN 003 485 952	Tuesday, 23 August 2016	2,506.68		1,266 Ordinary shares
CBA Markets Limited ACN 003 485 952	Tuesday, 23 August 2016	5,294.52		2,674 Ordinary shares
CBA Markets Limited ACN 003 485 952	Tuesday, 23 August 2016	4,979.70		2,515 Ordinary shares
CBA Markets Limited ACN 003 485 952	Tuesday, 23 August 2016	4,434.47		2,251 Ordinary shares
CBA Markets Limited ACN 003 485 952	Tuesday, 23 August 2016	7,515.22		3,810 Ordinary shares
CBA Markets Limited ACN 003 485 952	Wednesday, 24 August 2016	19,897.80		10,204 Ordinary shares
CBA Markets Limited ACN 003 485 952	Wednesday, 24 August 2016	4,879.10		2,515 Ordinary shares
CBA Markets Limited ACN 003 485 952	Wednesday, 24 August 2016	3,634.42		1,871 Ordinary shares
CBA Markets Limited ACN 003 485 952	Wednesday, 24 August 2016	13.63		7 Ordinary shares
CBA Markets Limited ACN 003 485 952	Wednesday, 24 August 2016	4,640.89		2,383 Ordinary shares
CBA Markets Limited ACN 003 485 952	Wednesday, 24 August 2016	2,523.31		1,299 Ordinary shares
CBA Markets Limited ACN 003 485 952	Wednesday, 24 August 2016	1,441.88		750 Ordinary shares
CBA Markets Limited	Wednesday, 24 August	12,265.50		6,290 Ordinary shares

ACN 003 485 952	2016			
CBA Markets Limited ACN 003 485 952	Friday, 26 August 2016	2,765.11		1,393 Ordinary shares
CBA Markets Limited ACN 003 485 952	Monday, 29 August 2016	5,017.43		2,515 Ordinary shares
CBA Markets Limited ACN 003 485 952	Monday, 29 August 2016	233.42		117 Ordinary shares
CBA Markets Limited ACN 003 485 952	Monday, 29 August 2016	4,784.01		2,398 Ordinary shares
CBA Markets Limited ACN 003 485 952	Monday, 29 August 2016	9,551.16		4,936 Ordinary shares
CBA Markets Limited ACN 003 485 952	Tuesday, 30 August 2016	16,529.14		8,654 Ordinary shares
CBA Markets Limited ACN 003 485 952	Tuesday, 30 August 2016	10,123.40		5,165 Ordinary shares
CBA Markets Limited ACN 003 485 952	Tuesday, 30 August 2016	136.85		70 Ordinary shares
CBA Markets Limited ACN 003 485 952	Tuesday, 30 August 2016	511.55		262 Ordinary shares
CBA Markets Limited ACN 003 485 952	Tuesday, 30 August 2016	2,347.95		1,201 Ordinary shares
CBA Markets Limited ACN 003 485 952	Tuesday, 30 August 2016	91.89		47 Ordinary shares
CBA Markets Limited ACN 003 485 952	Tuesday, 30 August 2016	1,343.09		687 Ordinary shares
CBA Markets Limited ACN 003 485 952	Tuesday, 30 August 2016	1,450.61		742 Ordinary shares
CBA Markets Limited ACN 003 485 952	Tuesday, 30 August 2016	527.85		270 Ordinary shares
CBA Markets Limited ACN 003 485 952	Tuesday, 30 August 2016	2,844.53		1,455 Ordinary shares
CBA Markets Limited ACN 003 485 952	Tuesday, 30 August 2016	304.98		156 Ordinary shares
CBA Markets Limited ACN 003 485 952	Tuesday, 30 August 2016	273.70		140 Ordinary shares
CBA Markets Limited ACN 003 485 952	Tuesday, 30 August 2016	511.54		263 Ordinary shares

CBA Markets Limited ACN 003 485 952	Tuesday, 30 August 2016	5,893.35		3,030 Ordinary shares
CBA Markets Limited ACN 003 485 952	Tuesday, 30 August 2016	1,083.37		557 Ordinary shares
CBA Markets Limited ACN 003 485 952	Wednesday, 31 August 2016	9,805.00		5,300 Ordinary shares
CBA Markets Limited ACN 003 485 952	Wednesday, 31 August 2016	49,864.90		26,954 Ordinary shares
CBA Markets Limited ACN 003 485 952	Wednesday, 31 August 2016	4,514.43		2,515 Ordinary shares
CBA Markets Limited ACN 003 485 952	Thursday, 1 September 2016	868.32		470 Ordinary shares
CBA Markets Limited ACN 003 485 952	Thursday, 1 September 2016	7,829.70		4,238 Ordinary shares
CBA Markets Limited ACN 003 485 952	Thursday, 1 September 2016	968.86		523 Ordinary shares
CBA Markets Limited ACN 003 485 952	Thursday, 1 September 2016	453.19		243 Ordinary shares
CBA Markets Limited ACN 003 485 952	Thursday, 1 September 2016	3,166.77		1,698 Ordinary shares
CBA Markets Limited ACN 003 485 952	Friday, 2 September 2016	3,523.17		1,766 Ordinary shares
CBA Markets Limited ACN 003 485 952	Tuesday, 6 September 2016	19,999.98		10,101 Ordinary shares
CBA Markets Limited ACN 003 485 952	Wednesday, 7 September 2016	19,950.19		10,127 Ordinary shares
CBA Markets Limited ACN 003 485 952	Wednesday, 7 September 2016	1,071.33		533 Ordinary shares
CBA Markets Limited ACN 003 485 952	Wednesday, 7 September 2016	2,544.66		1,266 Ordinary shares
CBA Markets Limited ACN 003 485 952	Wednesday, 7 September 2016	11,607.75		5,775 Ordinary shares
CBA Markets Limited ACN 003 485 952	Wednesday, 7 September 2016	1,264.29		629 Ordinary shares
CBA Markets Limited ACN 003 485 952	Wednesday, 7 September 2016	2,403.96		1,196 Ordinary shares
CBA Markets Limited	Thursday, 8 September	4,881.95		2,510 Ordinary shares

ACN 003 485 952	2016			
CBA Markets Limited ACN 003 485 952	Thursday, 8 September 2016	1,619.50		820 Ordinary shares
CBA Markets Limited ACN 003 485 952	Thursday, 8 September 2016	3,337.75		1,690 Ordinary shares
CBA Markets Limited ACN 003 485 952	Thursday, 8 September 2016	5,663.75		2,875 Ordinary shares
CBA Markets Limited ACN 003 485 952	Thursday, 8 September 2016	9,999.72		5,076 Ordinary shares
CBA Markets Limited ACN 003 485 952	Thursday, 8 September 2016	4,982.35		2,510 Ordinary shares
CBA Markets Limited ACN 003 485 952	Friday, 9 September 2016	1,848.60		948 Ordinary shares
CBA Markets Limited ACN 003 485 952	Friday, 9 September 2016	9,974.25		5,115 Ordinary shares
CBA Markets Limited ACN 003 485 952	Monday, 12 September 2016	9,593.58		5,036 Ordinary shares
CBA Markets Limited ACN 003 485 952	Monday, 12 September 2016	490,005.75		251,285 Ordinary shares
CBA Markets Limited ACN 003 485 952	Tuesday, 13 September 2016	5,040.00		2,625 Ordinary shares
CBA Markets Limited ACN 003 485 952	Thursday, 15 September 2016	12,050.19		6,309 Ordinary shares
CBA Markets Limited ACN 003 485 952	Thursday, 15 September 2016	10,025.59		5,249 Ordinary shares
CBA Markets Limited ACN 003 485 952	Thursday, 15 September 2016	45,507.66		23,826 Ordinary shares
CBA Markets Limited ACN 003 485 952	Thursday, 15 September 2016	115,791.69		59,533 Ordinary shares
CBA Markets Limited ACN 003 485 952	Thursday, 15 September 2016	776.06		399 Ordinary shares
CBA Markets Limited ACN 003 485 952	Thursday, 15 September 2016	28,503.98		14,655 Ordinary shares
CBA Markets Limited ACN 003 485 952	Thursday, 15 September 2016	2,983.63		1,534 Ordinary shares
CBA Markets Limited ACN 003 485 952	Thursday, 15 September 2016	916.10		471 Ordinary shares

CBA Markets Limited ACN 003 485 952	Thursday, 15 September 2016	16,227.14		8,343 Ordinary shares
CBA Markets Limited ACN 003 485 952	Thursday, 15 September 2016	733,130.80		376,931 Ordinary shares
CBA Markets Limited ACN 003 485 952	Friday, 16 September 2016	852.77		443 Ordinary shares
CBA Markets Limited ACN 003 485 952	Friday, 16 September 2016	2,596.83		1,349 Ordinary shares
CBA Markets Limited ACN 003 485 952	Tuesday, 20 September 2016	7,928.00		3,964 Ordinary shares
CBA Markets Limited ACN 003 485 952	Tuesday, 20 September 2016	5,020.00		2,510 Ordinary shares
CBA Markets Limited ACN 003 485 952	Tuesday, 20 September 2016	2,314.75		1,175 Ordinary shares
CBA Markets Limited ACN 003 485 952	Tuesday, 20 September 2016	173.36		88 Ordinary shares
CBA Markets Limited ACN 003 485 952	Tuesday, 20 September 2016	2,462.50		1,250 Ordinary shares
CBA Markets Limited ACN 003 485 952	Wednesday, 21 September 2016	12,500.00		6,250 Ordinary shares
CBA Markets Limited ACN 003 485 952	Wednesday, 21 September 2016	8,281.20		4,120 Ordinary shares
CBA Markets Limited ACN 003 485 952	Wednesday, 21 September 2016	12,689.64		6,282 Ordinary shares
CBA Markets Limited ACN 003 485 952	Wednesday, 21 September 2016	19,660.66		9,733 Ordinary shares
CBA Markets Limited ACN 003 485 952	Thursday, 22 September 2016	26.39		13 Ordinary shares
CBA Markets Limited ACN 003 485 952	Thursday, 22 September 2016	131.95		65 Ordinary shares
CBA Markets Limited ACN 003 485 952	Thursday, 22 September 2016	69.02		34 Ordinary shares
CBA Markets Limited ACN 003 485 952	Thursday, 22 September 2016	1,112.44		548 Ordinary shares
CBA Markets Limited ACN 003 485 952	Thursday, 22 September 2016	66.83		33 Ordinary shares
CBA Markets Limited	Thursday, 22 September	251.10		124 Ordinary shares

ACN 003 485 952	2016			
CBA Markets Limited ACN 003 485 952	Thursday, 22 September 2016	753.30		372 Ordinary shares
CBA Markets Limited ACN 003 485 952	Thursday, 22 September 2016	36.45		18 Ordinary shares
CBA Markets Limited ACN 003 485 952	Thursday, 22 September 2016	24.30		12 Ordinary shares
CBA Markets Limited ACN 003 485 952	Thursday, 22 September 2016	38.48		19 Ordinary shares
CBA Markets Limited ACN 003 485 952	Thursday, 22 September 2016	155.92		77 Ordinary shares
CBA Markets Limited ACN 003 485 952	Thursday, 22 September 2016	60.75		30 Ordinary shares
CBA Markets Limited ACN 003 485 952	Thursday, 22 September 2016	83.02		41 Ordinary shares
CBA Markets Limited ACN 003 485 952	Thursday, 22 September 2016	20.25		10 Ordinary shares
CBA Markets Limited ACN 003 485 952	Thursday, 22 September 2016	16.20		8 Ordinary shares
CBA Markets Limited ACN 003 485 952	Thursday, 22 September 2016	22.27		11 Ordinary shares
CBA Markets Limited ACN 003 485 952	Thursday, 22 September 2016	20.25		10 Ordinary shares
CBA Markets Limited ACN 003 485 952	Thursday, 22 September 2016	38.48		19 Ordinary shares
CBA Markets Limited ACN 003 485 952	Thursday, 22 September 2016	684.45		338 Ordinary shares
CBA Markets Limited ACN 003 485 952	Thursday, 22 September 2016	398.92		197 Ordinary shares
CBA Markets Limited ACN 003 485 952	Thursday, 22 September 2016	58.72		29 Ordinary shares
CBA Markets Limited ACN 003 485 952	Thursday, 22 September 2016	1,162.35		574 Ordinary shares
CBA Markets Limited ACN 003 485 952	Thursday, 22 September 2016	137.36		68 Ordinary shares
CBA Markets Limited ACN 003 485 952	Thursday, 22 September 2016	418.14		207 Ordinary shares

CBA Markets Limited ACN 003 485 952	Thursday, 22 September 2016	5,385.32		2,666 Ordinary shares
CBA Markets Limited ACN 003 485 952	Thursday, 22 September 2016	4,058.18		2,009 Ordinary shares
CBA Markets Limited ACN 003 485 952	Thursday, 22 September 2016	42.52		21 Ordinary shares
CBA Markets Limited ACN 003 485 952	Thursday, 22 September 2016	182.25		90 Ordinary shares
CBA Markets Limited ACN 003 485 952	Thursday, 22 September 2016	48.60		24 Ordinary shares
CBA Markets Limited ACN 003 485 952	Thursday, 22 September 2016	24.30		12 Ordinary shares
CBA Markets Limited ACN 003 485 952	Thursday, 22 September 2016	10,210.20		5,005 Ordinary shares
CBA Markets Limited ACN 003 485 952	Friday, 23 September 2016	152.44		74 Ordinary shares
CBA Markets Limited ACN 003 485 952	Friday, 23 September 2016	9,896.24		4,804 Ordinary shares
CBA Markets Limited ACN 003 485 952	Friday, 23 September 2016	55,522.68		27,217 Ordinary shares
CBA Markets Limited ACN 003 485 952	Friday, 23 September 2016	28,180.80		13,680 Ordinary shares
CBA Markets Limited ACN 003 485 952	Friday, 23 September 2016	15,282.75		7,455 Ordinary shares
CBA Markets Limited ACN 003 485 952	Tuesday, 27 September 2016	4,944.70		2,510 Ordinary shares
CBA Markets Limited ACN 003 485 952	Tuesday, 27 September 2016	268.00		134 Ordinary shares
CBA Markets Limited ACN 003 485 952	Tuesday, 27 September 2016	7,188.00		3,594 Ordinary shares
CBA Markets Limited ACN 003 485 952	Tuesday, 27 September 2016	1,218.00		609 Ordinary shares
CBA Markets Limited ACN 003 485 952	Tuesday, 27 September 2016	7,846.00		3,923 Ordinary shares
CBA Markets Limited ACN 003 485 952	Tuesday, 27 September 2016	2.00		1 Ordinary shares
CBA Markets Limited	Wednesday, 28	11,126.00		5,563 Ordinary shares


ACN 003 485 952	September 2016			
CBA Markets Limited ACN 003 485 952	Wednesday, 28 September 2016	2,756.00		1,378 Ordinary shares
CBA Markets Limited ACN 003 485 952	Wednesday, 28 September 2016	674.00		337 Ordinary shares
CBA Markets Limited ACN 003 485 952	Wednesday, 28 September 2016	10,000.00		5,000 Ordinary shares
CBA Markets Limited ACN 003 485 952	Thursday, 29 September 2016	3,043.14		1,514 Ordinary shares
CBA Markets Limited ACN 003 485 952	Thursday, 29 September 2016	6,803.85		3,385 Ordinary shares
CBA Markets Limited ACN 003 485 952	Thursday, 29 September 2016	203.01		101 Ordinary shares
CBA Markets Limited ACN 003 485 952	Tuesday, 4 October 2016	13,561.47		6,747 Ordinary shares
CBA Markets Limited ACN 003 485 952	Tuesday, 4 October 2016	1,284.39		639 Ordinary shares
CBA Markets Limited ACN 003 485 952	Tuesday, 4 October 2016	5,020.00		2,510 Ordinary shares
CBA Markets Limited ACN 003 485 952	Wednesday, 5 October 2016	691.47		351 Ordinary shares
CBA Markets Limited ACN 003 485 952	Wednesday, 5 October 2016	5.91		3 Ordinary shares
CBA Markets Limited ACN 003 485 952	Wednesday, 5 October 2016	1,743.45		885 Ordinary shares
CBA Markets Limited ACN 003 485 952	Wednesday, 5 October 2016	2,385.67		1,211 Ordinary shares
CBA Markets Limited ACN 003 485 952	Monday, 10 October 2016	1,264.42		662 Ordinary shares
CBA Markets Limited ACN 003 485 952	Monday, 10 October 2016	4,784.55		2,505 Ordinary shares
CBA Markets Limited ACN 003 485 952	Monday, 10 October 2016	9,974.24		5,168 Ordinary shares
CBA Markets Limited ACN 003 485 952	Monday, 10 October 2016	4,822.13		2,505 Ordinary shares
CBA Markets Limited ACN 003 485 952	Tuesday, 11 October 2016	4,745.08		2,504 Ordinary shares

CBA Markets Limited ACN 003 485 952	Tuesday, 11 October 2016	1.90		1 Ordinary shares
CBA Markets Limited ACN 003 485 952	Wednesday, 12 October 2016	28,436.76		14,696 Ordinary shares
CBA Markets Limited ACN 003 485 952	Monday, 17 October 2016	5,437.96		2,908 Ordinary shares
CBA Markets Limited ACN 003 485 952	Monday, 17 October 2016	28.05		15 Ordinary shares
CBA Markets Limited ACN 003 485 952	Monday, 17 October 2016	91.63		49 Ordinary shares
CBA Markets Limited ACN 003 485 952	Monday, 17 October 2016	4,415.07		2,361 Ordinary shares
CBA Markets Limited ACN 003 485 952	Monday, 17 October 2016	2,066.42		1,108 Ordinary shares
CBA Markets Limited ACN 003 485 952	Wednesday, 19 October 2016	2,449.15		1,342 Ordinary shares
CBA Markets Limited ACN 003 485 952	Thursday, 20 October 2016	4,521.52		2,505 Ordinary shares
CBA Markets Limited ACN 003 485 952	Thursday, 20 October 2016	21,164.40		11,758 Ordinary shares
CBA Markets Limited ACN 003 485 952	Thursday, 20 October 2016	4,509.00		2,505 Ordinary shares
CBA Markets Limited ACN 003 485 952	Monday, 24 October 2016	9,787.70		5,609 Ordinary shares
CBA Markets Limited ACN 003 485 952	Monday, 24 October 2016	7,779.15		4,395 Ordinary shares
CBA Markets Limited ACN 003 485 952	Monday, 24 October 2016	2,221.35		1,255 Ordinary shares
CBA Markets Limited ACN 003 485 952	Tuesday, 25 October 2016	1,247.80		711 Ordinary shares
CBA Markets Limited ACN 003 485 952	Tuesday, 25 October 2016	3,074.76		1,752 Ordinary shares
CBA Markets Limited ACN 003 485 952	Tuesday, 25 October 2016	14,875.38		8,476 Ordinary shares
CBA Markets Limited ACN 003 485 952	Tuesday, 25 October 2016	1,484.10		873 Ordinary shares
CBA Markets Limited	Tuesday, 25 October	4,085.10		2,403 Ordinary shares

ACN 003 485 952	2016			
CBA Markets Limited ACN 003 485 952	Tuesday, 25 October 2016	4,173.50		2,455 Ordinary shares
CBA Markets Limited ACN 003 485 952	Wednesday, 26 October 2016	4,900.28		2,849 Ordinary shares
CBA Markets Limited ACN 003 485 952	Thursday, 27 October 2016	4,941.90		2,890 Ordinary shares
CBA Markets Limited ACN 003 485 952	Friday, 28 October 2016	4,956.77		2,933 Ordinary shares
CBA Markets Limited ACN 003 485 952	Friday, 28 October 2016	362.39		217 Ordinary shares
CBA Markets Limited ACN 003 485 952	Monday, 31 October 2016	735.90		446 Ordinary shares
CBA Markets Limited ACN 003 485 952	Monday, 31 October 2016	330.00		200 Ordinary shares
CBA Markets Limited ACN 003 485 952	Monday, 31 October 2016	3,874.20		2,348 Ordinary shares
CBA Markets Limited ACN 003 485 952	Friday, 22 July 2016	121,518.08		94,936 Ordinary shares

Annexure C

This is annexure C referred to in Form 603, Notice of initial substantial holder dated **31/10/2016**



Carla Collingwood

Company Secretary

Dated the 1 November 2016

Commonwealth Bank of Australia will, if requested by the company or responsible entity to whom this form must be given or by the Australian Securities and Investments Commission (ASIC), give a copy of one or more of the following agreements to the company, responsible entity or ASIC (as appropriate).

Citigroup Global Markets Limited (Agreement 1)

Type of agreement:	Australian Master Securities Lending Agreement
Parties to agreement:	(1) Citigroup Global Markets Limited; and (2) Colonial First State Investments Limited
Can the parties exercise voting rights attaching to the securities?	No
If yes, in what circumstances?	N/A
Date on which the securities were (or are) expected to be delivered to the borrower or its nominee (ie borrow date):	The dates indicated in Annexure B on which securities were borrowed.
Scheduled date (if any) when the securities are expected to be returned to the borrower or its nominee (ie return date):	Any particular day.
Does the borrower have the right to return the securities early? [Yes/No]	Yes
If yes, in which circumstances?	At any time subject to giving notice.
Does the lender have the right to recall the securities early (ie before the scheduled return date)? [Yes/No]	Yes
If yes, in which circumstances?	At any time subject to giving notice.
Are there circumstances in which the borrower will not be required to return the securities on settlement? [Yes/No]	No
If yes, in which circumstances?	N/A

Barclays Capital Securities Ltd

Type of agreement:	Global Master Securities Lending Agreement
--------------------	--

Parties to agreement:	(1) Commonwealth Bank of Australia and (2) Barclays Capital Securities Ltd
Can the parties exercise voting rights attaching to the securities?	No
If yes, in what circumstances?	N/A
Date on which the securities were (or are) expected to be delivered to the borrower or its nominee (ie borrow date):	The dates indicated in Annexure B on which securities were borrowed.
Scheduled date (if any) when the securities are expected to be returned to the borrower or its nominee (ie return date):	Any particular day.
Does the borrower have the right to return the securities early? [Yes/No]	Yes
If yes, in which circumstances?	At any time subject to giving notice.
Does the lender have the right to recall the securities early (ie before the scheduled return date)? [Yes/No]	Yes
If yes, in which circumstances?	At any time subject to giving notice.
Are there circumstances in which the borrower will not be required to return the securities on settlement? [Yes/No]	No
If yes, in which circumstances?	N/A

UBS AG (Agreement 3)

Type of agreement:	Australian Master Securities Lending Agreement
Parties to agreement:	(1) UBS AG; and (2) Colonial First State Investments Limited
Can the parties exercise voting rights attaching to the securities?	No
If yes, in what circumstances?	N/A
Date on which the securities were (or are) expected to be delivered to the borrower or its nominee (ie borrow date):	The dates indicated in Annexure B on which securities were borrowed.
Scheduled date (if any) when the securities are expected to be returned to the borrower or its nominee (ie return date):	Any particular day.
Does the borrower have the right to return the securities early? [Yes/No]	Yes
If yes, in which circumstances?	At any time subject to giving notice.
Does the lender have the right to recall the securities early (ie	Yes

before the scheduled return date)? [Yes/No]	
If yes, in which circumstances?	At any time subject to giving notice.
Are there circumstances in which the borrower will not be required to return the securities on settlement? [Yes/No]	No
If yes, in which circumstances?	N/A

UBS AG (Agreement 1)

Type of agreement:	Australian Master Securities Lending Agreement
Parties to agreement:	(1) UBS AG; and (2) Colonial First State Investments Limited
Can the parties exercise voting rights attaching to the securities?	No
If yes, in what circumstances?	N/A
Date on which the securities were (or are) expected to be delivered to the borrower or its nominee (ie borrow date):	The dates indicated in Annexure B on which securities were borrowed.
Scheduled date (if any) when the securities are expected to be returned to the borrower or its nominee (ie return date):	Any particular day.
Does the borrower have the right to return the securities early? [Yes/No]	Yes
If yes, in which circumstances?	At any time subject to giving notice.
Does the lender have the right to recall the securities early (ie before the scheduled return date)? [Yes/No]	Yes
If yes, in which circumstances?	At any time subject to giving notice.
Are there circumstances in which the borrower will not be required to return the securities on settlement? [Yes/No]	No
If yes, in which circumstances?	N/A

UBS AG (Agreement 2)

Type of agreement:	Australian Master Securities Lending Agreement
Parties to agreement:	(1) UBS AG; and (2) Colonial First State Investments Limited
Can the parties exercise voting rights attaching to the securities?	No

If yes, in what circumstances?	N/A
Date on which the securities were (or are) expected to be delivered to the borrower or its nominee (ie borrow date):	The dates indicated in Annexure B on which securities were borrowed.
Scheduled date (if any) when the securities are expected to be returned to the borrower or its nominee (ie return date):	Any particular day.
Does the borrower have the right to return the securities early? [Yes/No]	Yes
If yes, in which circumstances?	At any time subject to giving notice.
Does the lender have the right to recall the securities early (ie before the scheduled return date)? [Yes/No]	Yes
If yes, in which circumstances?	At any time subject to giving notice.
Are there circumstances in which the borrower will not be required to return the securities on settlement? [Yes/No]	No
If yes, in which circumstances?	N/A