



NEVADA IRON LIMITED

ACN 123 423 987

ANNUAL REPORT AND FINANCIAL STATEMENTS

30 JUNE 2016

CORPORATE DIRECTORY

Directors

Mick McMullen (Chairman and Managing Director)
Michael Higginson (Non-Executive Director) – appointed 21 June 2016
Christopher Green (Non-Executive Director) – appointed 21 June 2016

Company Secretary

Michael Higginson

Registered Office and Principal Place of Business

116 Alastair Street
Lota, QLD 4179
Telephone: +61 (7) 3901 0751
Facsimile: +61 (7) 3901 0751

Website: www.nv-iron.com

Auditor

RSM Australia Partners
8 St Georges Terrace
Perth WA 6000

Share Registry

Advanced Share Registry Services Ltd
110 Stirling Highway
Nedlands WA 6009

Telephone: +61 (8) 9389 8033
Facsimile: +61 (8) 9262 3723

Stock Exchange Listing

Australian Securities Exchange
ASX Code: NVI

CONTENTS	PAGE
CHAIRMAN'S LETTER	4
OPERATIONS REPORT	5
DIRECTORS' REPORT	8
AUDITOR'S INDEPENDENCE DECLARATION	19
STATEMENT OF FINANCIAL POSITION	20
STATEMENT OF COMPREHENSIVE INCOME	21
STATEMENT OF CHANGES IN EQUITY	22
STATEMENT OF CASH FLOWS	23
NOTES TO THE FINANCIAL STATEMENTS	24
DIRECTORS' DECLARATION	52
INDEPENDENT AUDITOR'S REPORT	53
SHAREHOLDER INFORMATION	55

General information

The financial statements cover Nevada Iron Limited as a consolidated entity consisting of Nevada Iron Limited and its subsidiaries. The financial statements are presented in Australian dollars, which is Nevada Iron Limited's functional and presentation currency.

Nevada Iron Limited is a listed public company limited by shares, incorporated and domiciled in Australia. Its registered office and principal place of business is:

Registered office and Principal place of business

116 Alastair Street
Lota, QLD 4179
Telephone: +61 (7) 3901 0751
Facsimile: +61 (7) 3901 0751

A description of the nature of the consolidated entity's operations and its principal activities are included in the Directors' Report, which is not part of the financial statements.

The financial statements were authorised for issue, in accordance with a resolution of directors, on 30 September 2016. The Directors have the power to amend and reissue the financial statements.

CHAIRMAN'S LETTER

Dear Shareholder

The 2016 financial year was yet another difficult year for shareholders of iron ore juniors, your Company included. Despite delivering a permitted iron ore project in Nevada with rail and port access, investors have showed almost no interest in the equity investment story, nor in providing additional funding to advance the project. This comes as a disappointment to our team who have managed to deliver a permitted project in a timely manner and at a relatively low cost to shareholders.

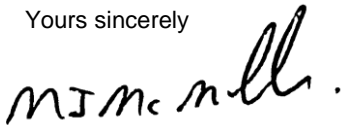
Given the difficulties associated with securing funding to cover the project's ongoing holding costs (let alone funding the construction costs), the Company examined alternatives during the year. This search culminated in an agreement to acquire the SportsHero business, subject to various conditions outlined in the announcements relating to this transaction. The SportsHero business comes with funding and will provide existing shareholders with the opportunity to share in the potential uplift in the equity valuation that will hopefully come with this acquisition.

A condition of the transaction was the sale of the Company's US based mineral assets and that the Company be in a debt free position. Given the negative backdrop for iron ore development projects, selling the US assets proved to be very difficult. The end result being that interests associated with two significant shareholders (myself included) have agreed to purchase the US assets. This outcome facilitates the SportsHero acquisition and provides shareholders with a better chance to realise value from their investments.

To say that this outcome for the US iron ore assets is disappointing is an understatement. Iron ore prices have plumbed lows not seen for years and whilst they have recovered slightly from their lows, the outlook over the next few years appears to be one of continued global iron ore supply coming online and depressed prices.

The Board urges all shareholders to vote in favour of the proposed transactions, which are expected to secure funding for both the Company and the operations of the SportsHero business which appears to have stronger equity market support than the iron ore developer sector.

Yours sincerely

A handwritten signature in black ink, appearing to read 'Mick McMullen', followed by a period.

Mick McMullen
Chairman

OPERATIONS REPORT

During the 2016 financial year and as a result of low metals prices, the Company found it increasingly difficult to fund the Buena Vista Iron Project (the **Project**). As a consequence, on 20 May 2016 the Company announced its intention to sell the Project and to acquire the SportsHero business.

Buena Vista Iron Project, USA (100%)

The Project is located in northern Nevada and approximately 400 km north east of San Francisco (Refer to Figure 1). It is also 40 km from the transcontinental rail line and grid power with a heavy duty sealed road coming to within 10 km of the site. Spare capacity exists on the rail to port facilities in the San Francisco Bay/Delta area.

Figure 1 -Location of Buena Vista Iron Project



The Project demonstrates the attributes for a successful iron ore development, namely:

- near surface resources;
- low waste to ore ratio (<0.5:1);
- easy metallurgy with a coarse grind producing a high grade (67.5-69% Fe) and clean concentrate;
- access to existing nearby transport infrastructure and no requirement to build a rail line;
- access to existing ports;
- manageable capital cost;
- stable and mining friendly jurisdiction;
- no government royalty imposts; and
- Phase 1 project on private land.

Sale of the Project

As announced on 20 May 2016, the Company agreed to enter into a sale agreement for the sale of 100% of the Company's interest in the Project.

In that regard, on 27 September 2016 the Company announced the execution of a Binding Heads of Agreement for the sale of 100% of the issued share capital of Nevada Iron Holdings Pty Ltd (NVH) to New Nevada Resources LLC and Rhodes Investment Limited.

NVH is an Australian incorporated company and via two 100% owned US subsidiaries is the owner of the Project.

Rhodes Investment Limited is a company incorporated in the Turks and Caicos and Mr Mick McMullen is its President. Mr McMullen is a Director of the Company and also a substantial shareholder, with a relevant interest in 5,710,000 shares.

New Nevada Resources LLC is a company incorporated in Florida USA and Mr Heath Rushing is its Managing Member. Mr Rushing resigned as director of the Company on 21 June 2016 and by virtue of 228(5) of the Corporations Act is a Related Party. In addition, Mr Rushing is a substantial shareholder of the Company having a relevant interest in 6,960,304 shares.

The proposed sale of NVH is a sale by the Company of a substantial asset to associates of Related Parties and the Company is therefore required to seek Shareholder approval for the purposes of ASX Listing Rules 10.1 and 11.2.

The consideration for the sale of NVH is as follows:

- the assumption of debt held by NVH's US subsidiaries totalling not less than \$800,000;

OPERATIONS REPORT

- a cash payment of \$100,000 at settlement;
- a cash payment of:
 - (i) US\$250,000 on commencement of iron ore production at 1Mtpa or greater from the existing Buena Vista claims (**Production Payment**);
 - (ii) US\$250,000 on the first anniversary of the Production Payment (**First Anniversary Payment**), subject to production having been continuous during the period between the Production Payment and the First Anniversary Payment; and
 - (iii) US\$250,000 on the second anniversary of the Production Payment (**Second Anniversary Payment**), subject to production having been continuous during the period between the Production Payment and Second Anniversary Payment,

Conditions Precedent for the Sale of the Project (ie sale of NVH)

Completion of the sale of NVH is conditional upon the satisfaction (or waiver) of the following conditions precedent:

- the Company's shareholders approving all resolutions required to complete the sale, in accordance with the Corporations Act and ASX Listing Rules, including the requisite related party approvals under ASX Listing Rule 10.1 and section 208 of the Corporations Act;
- the parties to the SportsHero transaction being ready, willing and able to complete the SportsHero acquisition;
- effective at settlement, all liabilities owed to Mick McMullen (and his related entities) by the Company and any of its subsidiaries (other than NVH and its subsidiaries) being assumed by the purchasing parties; and
- there being no change in the ownership structure of NVH or its subsidiaries, prior to settlement.

SportsHero Business

On 27 September 2016, the Company announced the signing of the following agreements in relation to the proposed acquisition of 100% of the SportsHero business (**Acquisition**):

- Share Purchase Agreement - for the acquisition of 100% of the issued share capital of Sportz Hero Pty Ltd (**SPA**);
- Share Sale Agreement – whereby SPA acquires an additional 83.33% of SportsHero Enterprise Pte Ltd (**SPS**), making SPS a 100% owned subsidiary of SPA. SPS is a company incorporated in Singapore and owner of the SportsHero business (collectively the **Agreements**).

Key terms of the Share Purchase Agreement

Subject to satisfaction of the conditions precedent (summarised below), the Company will acquire 100% of SPA in consideration for the issue of 36,000,000 Post Consolidation Shares (see below) and 72,000,000 Options each exercisable at \$0.05 each and expiring 31 August 2019.

The Company will prepare and lodge a prospectus for the issue of up to 125,000,000 Post Consolidation Shares at an issue price of not less than \$0.02 per Share to raise a minimum of \$2,500,000 plus oversubscriptions of up to a further 50,000,000 Post Consolidation Shares to raise up to a further \$1,000,000. It is, however, the Company's intention that the issue price be \$0.05 per share. (**Placement**).

Following completion of the Acquisition, the Company will issue to Sunshore Holdings Pty Ltd (or its nominee) 12,500,000 Post Consolidation Shares in consideration for introducing and assisting with the Acquisition.

As required by the ASX Listing Rules, the Company will undertake a consolidation of its issued capital on the basis of one (1) Share for every two (2) Shares held (**Consolidation**).

Shareholder approval for the sale of NVH, the Acquisition, the Placement and Consolidation will be sought at a General Meeting which is expected to be held in November 2016.

Conditions Precedent of the Share Purchase Agreement

Completion of the acquisition of 100% of the issued capital of SPA under the Share Purchase Agreement is subject to satisfaction (or waiver) of a number of conditions, including:

- simultaneous completion under the Share Sale Agreement (see below);
- the Company obtaining all necessary Shareholder approvals required in connection with the Acquisition, including the Company's shareholders approving the change to the nature and scale of the Company's activities resulting from the Acquisition;
- the Company obtaining all necessary ASX, governmental and regulatory consents and approvals required in connection with the Acquisition;
- the Company complying with any requirements of ASX including, if necessary, receiving conditional approval to

OPERATIONS REPORT

have its shares readmitted to trading on the official list of ASX and those conditions being satisfied to the reasonable satisfaction of the parties (as required by ASX Listing Rule 11.1.3);

- the Company preparing a prospectus, lodging the prospectus with the ASIC and receiving applications to meet the \$2,500,000 minimum subscription; and
- the SPA shareholders entering into restriction agreements as required by ASX.

Key terms of the Share Sale Agreement

SPA is the owner of 16.67% of SPS.

Subject to satisfaction of the conditions precedent (summarised below), SPA will acquire an additional 83.33% of SPS in consideration for the issue of 60,000,000 Post Consolidation Shares.

Conditions Precedent of the Share Sale Agreement

Completion of the acquisition of an additional 83.33% of SPS under the Share Sale Agreement is subject to satisfaction (or waiver) of the following conditions:

- simultaneous completion under the Share Purchase Agreement (see above);
- the SPS Shareholder entering into a restriction agreement as required by ASX.
- all conditions precedent under the Share Purchase Agreement being satisfied or waived .

Approval for the Acquisition, which includes a change in nature and scale of activities of the Company, will be sought at a General Meeting which is expected to be held in November 2016.

Placement and Prospectus

In order to fund the Acquisition, to re-comply with Chapters 1 and 2 of the ASX Listing Rules and meet the conditions of the Agreements, the Company will conduct the Placement to raise at least \$2,500,000 (before costs). The Placement will be conducted under a full form prospectus to be prepared by the Company. The Company will also offer oversubscriptions for up to a further 20,000,000 Post Consolidation Shares to raise up to a further \$1,000,000.

On 17 August 2016 ASX granted the Company a waiver to ASX Listing Rule 2.1 condition 2 to allow the issue price of the Placement to be not less than \$0.02 per Post Consolidation Share. The waiver was granted on the condition that the Shareholders approve the Placement terms and the Consolidation. It is, however, the Company's intention that the issue price of the Placement will be \$0.05 per Post Consolidation Share.

Approval for the issue of Shares pursuant to the Placement will be sought at the General Meeting.

DIRECTORS' REPORT

The Directors present their report together with the consolidated financial report for Nevada Iron Ltd ("Nevada Iron" or the "Company") and its controlled entities (collectively the "Group"), for the year ended 30 June 2016.

Directors

(i) Names, qualifications and experience

The names and details of the Company's Directors in office at any time during the financial period and until the date of this report are as follows:

Mick McMullen	Chairman & Managing Director
Andrew Brice	Non-Executive Director (resigned 21 June 2016)
Taj Singh	Non-Executive Director (resigned 21 June 2016)
Heath Rushing	Non-Executive Director (resigned 21 June 2016)
Donald Pattalock	Non-Executive Director (resigned 21 June 2016)
Arden Morrow	Non-Executive Director (resigned 21 June 2016)
Michael Higginson	Non-Executive Director (appointed 21 June 2016)
Christopher Green	Non-Executive Director (appointed 21 June 2016)

Directors were in office for the entire period unless otherwise stated.

Mick McMullen – Chairman & Managing Director

Qualifications: B.Sc (Geology), Member AusIMM

Mr McMullen is a geologist with a BSc (Geology) from the University of Newcastle, Australia and has in excess of 20 years' experience in exploration, financing, development and operation of mining projects. He was the Managing Director and a co-founder of Northern Iron (ASX: NFE), an ASX listed iron ore mining company with assets in Norway.

Mr McMullen is also the President and CEO of Stillwater Mining Company, a New York Stock Exchange listed company with operating PGM mines in Montana and a market capitalisation of approximately \$1.7 billion.

Andrew Brice – Non-Executive Director

Qualifications: B.Eng., Grad Dip. Applied Finance & Investments (FINSIA 2008)

Mr Brice holds a Bachelor of Engineering (Mechanical) degree from the University of Western Australia and a Graduate Diploma in Applied Finance and Investment from the Financial Services Institute of Australasia.

He has in excess of 20 years working experience in the resource industry, predominantly in the development and delivery of major projects. His understanding of the development processes for multi-billion dollar resources and infrastructure projects ranges from the initial conceptualisation through to project completion.

Mr Brice has accumulated considerable project development and operational experience for a range of projects for companies such as Alcoa, Iluka Resources, BHP Billiton, Rio Tinto and Sinosteel and has a detailed understanding of alumina and iron ore operations.

Taj Singh – Non-Executive Director

Qualifications: Canadian licensed Professional Engineer, B.Eng and M.Eng in Metallurgical Engineering

Mr Singh spent 10 years with Inco and Vale involved in process engineering, capital budgeting and feasibility study preparation related to nickel and iron ore projects. During that time he worked on mining operations and projects in Canada, Brazil and New Caledonia and at refineries in China and Wales.

Mr Singh was also a publishing Mining Equity Research Analyst at Macquarie Capital Markets in Toronto, covering development-stage and producing mining companies.

He currently serves as the Vice-President of Business Development for Timmins Gold Corp, a mid-tier Toronto Stock Exchange listed company with an operating gold mine in Mexico.

Mr Singh is well known in the North American capital markets and will bring additional capability in raising the profile of the Company as it progresses to a North American listing.

DIRECTORS' REPORT

Heath Rushing

Qualifications: Bachelor of Business Administration

Mr Rushing is a co-founder of Reno based New Nevada Resources, LLC and New Nevada Lands, LLC, which collectively own approximately 500,000 acres of land and 1,250,000 acres of mineral rights and royalties in Northern Nevada. He has over 19 years of finance and investment experience in timber, oil & gas, real estate, mineral rights and royalties. Mr Rushing holds a Bachelor of Business Administration from Mississippi State University. Prior to founding New Nevada Resources, LLC, Mr Rushing was the Vice-President of Acquisitions for Fountain Investments, Inc. (2001 – 2013) and the founder and Chief Executive Officer of Nationwide Forestry, Inc. (2004 – 2013).

Donald Pattalock

Qualifications: MSc MinEx

Mr Pattalock is a geologist with over 20 years' experience in mining and exploration. Currently the President of New Nevada Resources, LLC and New Nevada Lands, LLC, owner of 1,250,000 acres of mineral rights & royalties and manager of 495,000 acres in Northern Nevada. Prior to joining New Nevada Resources, LLC, Mr Pattalock was Vice-President at Nevada Land and Resource Holdings, LLC (1999 – 2011).

Mr Pattalock has managed the permitting and development of large-scale natural gas power plants, municipal water supply projects and land acquisition/disposition programs in the western US. Adjunct Professor, College of Engineering, University of Nevada, Reno. BA Geology, California State University, Sacramento; MSc MinEx, University of Leicester, England.

Arden Morrow

Mr Morrow is a graduate Mining Engineer from the Mackay School of Mines at the University of Nevada, Reno. He has produced successful outcomes for several mining companies over 30 years, including the permitting of nine mines. His experience in mineral exploration, mine development, and mine operations extend throughout North America, South America, Asia, and Europe.

From 1980 to 2001, he was the President of Western States Minerals Corporation, which under his direction, discovered and brought into production some of Nevada's most significant gold deposits including Barrick's Goldstrike mine. Mr Morrow was the Chief Executive Officer of Northland Resources Inc from 2004 – 2009 and is currently the President of Lehigh International Inc.

Michael Higginson – Non Executive Director

Qualification: B.Bus Fin & Admin

Mr Higginson is the holder of a Bachelor of Business Degree with majors in both Finance and Administration. Mr Higginson was appointed as Company Secretary on 12 June 2009.

Mr Higginson was formerly an executive officer with the Australian Securities Exchange and has, over the last 28 years, held numerous company secretarial and directorship roles with a number of public listed companies across a range of industry sectors.

Mr Higginson is a director of Cape Range Limited and was formerly a director of Migme Limited.

Christopher Green – Non Executive Director

Qualifications: B.Sc (Applied Geology) and Grad Dip Computer Science

Mr Green has been working in the mining and IT industries for 40 years, in the areas of exploration and mining as a geologist, and in the areas of software development as a programmer, technical analyst, IT Manager and as a Manager of Innovation.

With his professional qualifications in Geology, Computer Science and Complexity Theory, Chris has over 40 years professional experience with the last 25 years almost exclusively within the practical application of IT and IT innovation.

DIRECTORS' REPORT

(ii) Interests in the Shares and Options of the Company

As at the date of this report, the interest of the Directors in the shares and options of the Company are:

	Number of shares	Number of \$1.20 31 Oct 2016 options
M McMullen	5,710,000	20,834
M Higginson	41,668	41,667
C Green	-	-
A Brice	525,000	20,834
T Singh	641,660	125,000
H Rushing	6,960,304	-
D Pattalock	759,524	-
A Morrow	700,000	-
TOTAL	15,338,156	208,335

Company Secretary

Michael Higginson
Qualification: B.Bus Fin & Admin

Directors' meetings

The number of meetings attended by each of the Directors of the Company during the financial year was:

	Board Meetings	
	(a)	(b)
Mick McMullen	3	3
Michael Higginson	-	-
Christopher Green	-	-
Andrew Brice	3	3
Taj Singh	3	3
Heath Rushing	3	3
Donald Pattalock	3	3
Arden Morrow	3	3
Alec Peck	3	3

(a) Number of meetings held and entitled to attend

(b) Number of meetings attended

Given the size of the Company and current level of activities, the Board has assumed the duties and responsibilities typically delegated to an audit committee, risk committee, remuneration committee and nomination committee.

Corporate structure

Nevada Iron is a company limited by shares that is incorporated and domiciled in Australia. On 16 February 2010, the Company incorporated a wholly owned Australian subsidiary Nevada Iron Holdings Pty Ltd. On 12 March 2010, Nevada Iron Holdings Pty Ltd incorporated a 100% owned subsidiary Nevada Iron LLC, which is incorporated in the state of Nevada USA. On 1 April 2010, the Company assigned to Nevada Iron LLC 100% of its undivided interest in the Buena Vista Iron Project. On 29 April 2013, Nevada Iron Holdings Pty Ltd incorporated a 100% owned subsidiary Iron Horse Transportation LLC, which is incorporated in the state of Nevada USA.

DIRECTORS' REPORT

Nature of operations and principal activities

The principal activities of the Group during the year were the exploration and development of mineral assets in the USA.

Results of operations

The operating loss after income tax of the Group for the year ended 30 June 2016 was \$8,196,437 (2015 \$29,669,696).

The Group's basic loss per share for the year was 13.91 cents (2015: 87.27 cents).

Dividends

No dividend has been paid during or is recommended for the financial year ended 30 June 2016 (2015: nil).

Employees

The Group had no employees as at 30 June 2016 (30 June 2015: three), other than the Chairman and two non-executive Directors.

Review of operations

The principal activity of the Group during the financial year was the development of the Buena Vista Iron Project located in Nevada USA.

A more detailed review of the Group's operations during the financial year is set out in the Operations Report.

Significant changes in state of affairs

On 21 July 2015, the Company announced that it had applied for the voluntary delisting of the Company's securities from the Toronto Stock Exchange. As a result, the Company's securities were delisted on 27 July 2015.

On 28 July 2015, the Company announced that the Water Pollution Control Permit had been granted.

On 7 August 2015, 2,923,067 fully paid ordinary shares were allotted to Mr A Mehra, at an issue price of \$0.05 per share, to raise working capital of \$146,153.

Following receipt of shareholder approval, on 27 October 2015 the Company allotted 31,098,030 fully paid ordinary shares and 9,395,880 options each exercisable at \$0.10 and expiring 30 September 2017.

The 31,098,030 shares were issued as follows:

- 15,868,693 shares were issued, at an issue price of \$0.05 per Share, to raise \$793,435 in working capital for the Company (Private Placement);
- 6,437,677 shares were issued to extinguish \$566,990 in debt to certain vendors;
- 8,791,660 shares were issued to the Directors to extinguish \$439,583 in accrued fees.

The 9,395,880 options were issued as follows:

- 7,934,347 options were free attaching options issued on a 1 for 2 basis to subscribers of the Private Placement; and
- 1,461,533 options were issued to Mr A Mehra, being 1 for 2 free attaching options arising from the 7 August 2015 placement of 2,923,067 shares.

On 20 May 2016, the Company announced that it had entered into a Heads of Agreement (**HoA**) with Sportz Hero Pty Ltd, a company incorporated in Australia (**SPA**) that has the right to acquire 100% of SportsHero Pte Ltd, a company incorporated in Singapore (**SPS**) and owner of 100% of the SportsHero business. Pursuant to the HoA the Company was to acquire up to 100% of SPA.

Pursuant to the HoA and subject to the receipt of shareholder approval, the Company agreed to:

- enter into an sale agreement for the sale of the Buena Vista Iron Project;
- undertake a 1 for 2 consolidation of the Company's share capital; and
- issue Sunshore Holdings Pty Ltd (or nominee) 25 million shares in consideration for expenses incurred by Sunshore in relation to the proposed acquisition of SPA;

DIRECTORS' REPORT

On 21 June 2016, the Company announced the resignations of Messrs Heath Rushing, Donald Pattalock, Andrew Brice, Taj Singh and Arden Morrow have resigned as Directors and Messrs Michael Higginson and Christopher Green have been appointed as Directors of the Company.

There were no other significant changes in the state of affairs of the Group during the financial year not otherwise dealt with in this report and the financial statements.

Future developments

Likely future developments in the operations of the Group are referred to in the Chairman's Letter and Operations Report. Other than that referred to in this report, further information as to likely developments in the operations of the Group and expected results of those operations would, in the opinion of the Directors, be speculative and prejudicial to the interests of the Group and its shareholders.

Subsequent events

On 22 July 2016, the Company allotted 10,389,500 ordinary fully paid shares at an issue price of \$0.01 per share and issued 16,950,000 5% convertible notes at an issue price of \$0.01 per note to raise a total of \$273,395 in working capital.

On 27 September 2016 the Company announced the execution of a Binding Heads of Agreement for the sale of 100% of the issued share capital of Nevada Iron Holdings Pty Ltd (NVH) to Rhodes Investment Limited and New Nevada Resources LLC.

NVH is an Australian incorporated company and via two 100% owned US subsidiaries is the owner of the Buena Vista Iron Project (the **Project**).

Rhodes Investment Limited is a company incorporated in the Turks and Caicos and Mr Mick McMullen is its President. Mr McMullen is a Director of the Company and also a substantial shareholder, with a relevant interest in 5,710,000 shares.

New Nevada Resources LLC is a company incorporated in Florida USA and Mr Heath Rushing is its Managing Member. Mr Rushing resigned as director of the Company on 21 June 2016 and by virtue of 228(5) of the Corporations Act is a Related Party. In addition, Mr Rushing is a substantial shareholder of the Company having a relevant interest in 6,960,304 shares.

The proposed sale of NVH is a sale by the Company of a substantial asset to associates of Related Parties and the Company is therefore required to seek Shareholder approval for the purposes of ASX Listing Rules 10.1 and 11.2.

The consideration for the sale of NVH is as follows:

- the assumption of debt held by NVH's US subsidiaries totalling not less than \$800,000;
- a cash payment of \$100,000 at settlement;
- a cash payment of:
 - (i) US\$250,000 on commencement of iron ore production at 1Mtpa or greater from the existing Buena Vista claims (Production Payment);
 - (ii) US\$250,000 on the first anniversary of the Production Payment (First Anniversary Payment), subject to production having been continuous during the period between the Production Payment and the First Anniversary Payment; and
 - (iii) US\$250,000 on the second anniversary of the Production Payment (Second Anniversary Payment), subject to production having been continuous during the period between the Production Payment and Second Anniversary Payment,

Conditions Precedent for the Sale of the Project (ie sale of NVH)

Completion of the sale of NVH is conditional upon the satisfaction (or waiver) of the following conditions precedent:

- the Company's shareholders approving all resolutions required to complete the sale, in accordance with the Corporations Act and ASX Listing Rules, including the requisite related party approvals under ASX Listing Rule 10.1 and section 208 of the Corporations Act;
- the parties to the SportsHero transaction being ready, willing and able to complete the SportsHero acquisition;
- effective at settlement, all liabilities owed to Mick McMullen (and his related entities) by the Company and any of its subsidiaries (other than NVH and its subsidiaries) being assumed by the purchasing parties; and
- there being no change in the ownership structure of NVH or its subsidiaries, prior to settlement.

DIRECTORS' REPORT

On 27 September 2016, the Company announced the signing of the following agreements in relation to the proposed acquisition of 100% of the SportsHero business (Acquisition):

- Share Purchase Agreement - for the acquisition of 100% of the issued share capital of Sportz Hero Pty Ltd (SPA);
- Share Sale Agreement – whereby SPA acquires an additional 83.33% of SportsHero Enterprise Pte Ltd (SPS), making SPS a 100% owned subsidiary of SPA. SPS is a company incorporated in Singapore and owner of the SportsHero business (collectively the Agreements).

Key terms of the Share Purchase Agreement

Subject to satisfaction of the conditions precedent (summarised below), the Company will acquire 100% of SPA in consideration for the issue of 36,000,000 Post Consolidation Shares (see below) and 72,000,000 Options each exercisable at \$0.05 each and expiring 31 August 2019.

The Company will prepare and lodge a prospectus for the issue of up to 125,000,000 Post Consolidation Shares at an issue price of not less than \$0.02 per Share to raise a minimum of \$2,500,000 plus oversubscriptions of up to a further 50,000,000 Post Consolidation Shares to raise up to a further \$1,000,000. It is, however, the Company's intention that the issue price be up to \$0.05 per share (Placement).

Following completion of the Acquisition, the Company will issue to Sunshore Holdings Pty Ltd (or its nominee) 12,500,000 Post Consolidation Shares in consideration for introducing and assisting with the Acquisition.

As required by the ASX Listing Rules, the Company will undertake a consolidation of its issued capital on the basis of one (1) Share for every two (2) Shares held (Consolidation).

Shareholder approval for the sale of NVH, the Acquisition, the Placement and Consolidation will be sought at a General Meeting which is expected to be held in November 2016.

Conditions Precedent of the Share Purchase Agreement

Completion of the acquisition of 100% of the issued capital of SPA under the Share Purchase Agreement is subject to satisfaction (or waiver) of a number of conditions, including:

- simultaneous completion under the Share Sale Agreement (see below);
- the Company obtaining all necessary Shareholder approvals required in connection with the Acquisition, including the Company's shareholders approving the change to the nature and scale of the Company's activities resulting from the Acquisition;
- the Company obtaining all necessary ASX, governmental and regulatory consents and approvals required in connection with the Acquisition;
- the Company complying with any requirements of ASX including, if necessary, receiving conditional approval to have its shares readmitted to trading on the official list of ASX and those conditions being satisfied to the reasonable satisfaction of the parties (as required by ASX Listing Rule 11.1.3);
- the Company preparing a prospectus, lodging the prospectus with the ASIC and receiving applications to meet the \$2,500,000 minimum subscription; and
- the SPA shareholders entering into restriction agreements as required by ASX.

Key terms of the Share Sale Agreement

SPA is the owner of 16.67% of SPS.

Subject to satisfaction of the conditions precedent (summarised below), SPA will acquire an additional 83.33% of SPS in consideration for the issue of 60,000,000 Post Consolidation Shares.

Conditions Precedent of the Share Sale Agreement

Completion of the acquisition of an additional 83.33% of SPS under the Share Sale Agreement is subject to satisfaction (or waiver) of the following conditions:

- simultaneous completion under the Share Purchase Agreement (see above);
- the SPS Shareholder entering into a restriction agreement as required by ASX.
- all conditions precedent under the Share Purchase Agreement being satisfied or waived.

Approval for the Acquisition, which includes a change in nature and scale of activities of the Company, will be sought at a General Meeting which is expected to be held in November 2016.

Placement and Prospectus

DIRECTORS' REPORT

In order to fund the Acquisition, to re-comply with Chapters 1 and 2 of the ASX Listing Rules and meet the conditions of the Agreements, the Company will conduct the Placement to raise at least \$2,500,000 (before costs). The Placement will be conducted under a full form prospectus to be prepared by the Company. The Company will also offer oversubscriptions for up to a further 50,000,000 Post Consolidation Shares to raise up to a further \$1,000,000.

On 17 August 2016 ASX granted the Company a waiver to ASX Listing Rule 2.1 condition 2 to allow the issue price of the Placement to be not less than \$0.02 per Post Consolidation Share. The waiver was granted on the condition that the Shareholders approve the Placement terms and the Consolidation. It is, however, the Company's intention that the issue price of the Placement will be up to \$0.05 per Post Consolidation Share.

Approval for the issue of Shares pursuant to the Placement will be sought at the General Meeting.

There has been no other matter or circumstance that has arisen since 30 June 2016 which has significantly affected, or may significantly affect, the operations of the Group, the results of those operations, or the state of affairs of the Group in subsequent financial years.

Financial position

The Group's working capital, being current assets less current liabilities, was negative \$167,766 as at 30 June 2016 (2015: negative \$1,563,984).

In the Directors' opinion there are reasonable grounds to believe that the Group will be able to pay its debts as and when they become due and payable.

Environmental issues

The operations and proposed activities of the Group are subject to State and Federal laws and regulation concerning the environment in the USA. As with most exploration projects and mining operations, the Group's activities are expected to have an impact on the environment, particularly when advanced exploration or mine development proceeds. It is the Group's intention to conduct its activities to the highest standard of environmental obligation, including compliance with all environmental laws.

The Group is unable to predict the effect of additional environmental laws and regulations which may be adopted in the future, including whether any such laws or regulations would materially increase the Group's cost of doing business or affect its operations in any area. There can be no assurances that new environmental laws, regulations or stricter enforcement policies, once implemented, will not oblige the Group to incur significant expenses and undertake significant investments in this respect which could have a material adverse effect on the Group's business, financial condition, timing of operations and results of operation.

Proceedings on behalf of the Group

No person has applied for leave of court to bring proceedings on behalf of the Group or intervene in any proceedings to which the Group is a party for the purpose of taking responsibility on behalf of the Group for all or any part of those proceedings.

DIRECTORS' REPORT

Remuneration report (Audited)

Details of Remuneration for the Year Ended 30 June 2016

Details of the remuneration for each Director and the key management personnel of the Group during the year are set out in the following tables.

The Board's policy for determining the nature and amount of remuneration for Directors and senior executives of the Group is as follows:

- All executives receive a base salary (which is based on factors such as length of service and experience).
- The Board reviews executive packages annually by reference to the Group's performance, executive performance and comparable information from industry sectors.
- All remuneration paid to Directors and executives is valued at the cost to the Group and expensed. Options are valued using the Black-Scholes methodology.
- Remuneration of non-executive Directors at market rates for time, commitment and responsibilities.

The Board determines payments to the non-executive Directors and reviews their remuneration annually, based on market practice, duties and accountability. Independent external advice is sought if required.

At the 2015 Annual General Meeting, 89% of the eligible votes received supported the adoption of the remuneration report for the year ended 30 June 2015. The Company did not receive any specific feedback at the Annual General Meeting regarding its remuneration practices.

The key management personnel of the Group include the Directors and Company Secretary. There were no other persons considered key management personnel as defined in AASB 124 Related Party Disclosures.

The tables below show the 2015 and 2016 remuneration of the Directors and other key management personnel:

2015	Short-term	Post-employment	Share-based payments		Value of options as a %
	Salary & fees	Super	Options	Total	
<i>Chairman</i>					
Mick McMullen ¹	250,000	-	-	250,000	0%
<i>Non-Executive Directors</i>					
Andrew Brice ²	35,000	-	-	35,000	0%
Taj Singh ³	35,000	-	-	35,000	0%
Heath Rushing ⁴	35,000	-	-	35,000	0%
Donald Pattalock ⁴	35,000	-	-	35,000	0%
Arden Morrow ⁴	35,000	-	-	35,000	0%
Alec Peck ⁴	35,000	-	-	35,000	0%
<i>Chief Financial Officer (US Subsidiary)</i>					
Bill Dean	158,205	-	1,608	159,813	0.1%
Total key management personnel compensation	618,205	-	1,608	619,813	0%

¹ \$187,500 was settled through the issuance of shares at an issue price of \$0.05 per share on 27 October 2015.

² \$17,500 was settled through the issuance of shares at an issue price of \$0.05 per share on 27 October 2015.

³ \$23,333 was settled through the issuance of shares at an issue price of \$0.05 per share on 27 October 2015.

⁴ \$26,250 was settled through the issuance of shares at an issue price of \$0.05 per share on 27 October 2015.

DIRECTORS' REPORT

2016	Short-term	Post-employment	Share-based payments		Value of options as a %
	Salary & fees	Superannuation	Shares	Total	
<i>Chairman</i>					
Mick McMullen ¹	187,500	-	62,500	250,000	0%
<i>Non-Executive Directors</i>					
Christopher Green	-	-	-	-	-
Andrew Brice ²	-	-	8,750	8,750	0%
Taj Singh ²	-	-	8,750	8,750	0%
Heath Rushing ²	-	-	8,750	8,750	0%
Donald Pattalock ²	-	-	8,750	8,750	0%
Arden Morrow ²	-	-	8,750	8,750	0%
Total key management personnel compensation	187,500	-	106,250	293,750	0%

¹ \$62,500 was settled through the issuance of shares at an issue price of \$0.05 per share on 27 October 2015. The balance of \$187,500 remains unpaid as at 30 June 2016

² \$8,750 was settled through the issuance of shares at an issue price of \$0.05 per share on 27 October 2015.

Performance Shares as a Proportion of Total Remuneration

There were no performance shares issued during the year ended 30 June 2016 (2015: nil).

Ordinary Shares held by Directors

Ordinary Shares

2016

Directors	Balance at beginning of year	Purchased during the year	Other changes	Balance at end of year
M McMullen	710,000	-	5,000,000	5,710,000
M Higginson	41,668	-	-	41,668
C Green	-	-	-	-
T Singh	-	-	641,660	641,660
A Brice	-	-	525,000	525,000
H Rushing	3,520,588	-	3,439,716	6,960,304
D Pattalock	59,524	-	700,000	759,524
A Morrow	-	-	700,000	700,000
Total	4,331,780	-	11,006,376	15,338,156

Company Performance, Shareholder Wealth and Director and Executive Remuneration

The remuneration policy has been tailored to increase goal congruence between shareholders, Directors and executives. The achievement of this aim has been through the issue of options to Directors and executives to encourage the alignment of personal and shareholder interests.

Executive and non-executive Directors and other key management personnel may be granted options over ordinary shares.

The recipients of options are responsible for growing the Company and increasing shareholder value. If they achieve this goal the value of the options granted to them will also increase. Therefore, the options provide an incentive to the recipients to remain with the Company and to continue to work to enhance the Company's value.

DIRECTORS' REPORT

Options Granted as Part of Remuneration for the Year Ended 30 June 2016

2016 Directors	<i>Balance at beginning of year</i>	<i>Option movements for the year</i>					<i>Balance at end of year</i>
		<i>Allotted</i>	<i>Granted as compensation</i>	<i>Exercised</i>	<i>Expired</i>	<i>Other changes</i>	
M McMullen	20,834	-	-	-	-	-	20,834
M Higginson	41,667	-	-	-	-	-	41,667
C Green	-	-	-	-	-	-	-
T Singh	125,000	-	-	-	-	-	125,000
A Brice	20,834	-	-	-	-	-	20,834
H Rushing	392,858	-	-	-	(4,811,906) ¹	4,419,048	-
D Pattalock	184,524	-	-	-	(184,524) ¹	-	-
A Morrow	250,000	-	-	-	(250,000) ¹	-	-
Total	1,035,717	-	-	-	(5,246,430)	4,419,048	208,335

¹ Expiry of warrants on 31 December 2015 each exercisable at \$1.68 per share.

Performance Options as a Proportion of Total Remuneration

The value of performance options issued during the year to key management personnel as a percentage of the total remuneration paid to key management personnel was 0% (2015: 0%).

Employment Contracts of Directors and Senior Executives

As of 30 June 2016, there were no formal contracts for Non-Executive Directors.

Aside from Messrs Higginson and Green, all other Non-Executive Directors were paid fees for the period to 30 September 2015 at the rate of \$2,916.67 per month. For the period 1 October 2015 to 30 June 2016, those Non-Executive Directors were paid no fees.

Mr Green is to be paid fees at the rate of \$18,000 per annum. Mr Higginson is not receiving any fees.

Effective as of 1 August 2013, the Company's Chairman, Mr McMullen, entered into a 3 year consulting agreement with the Company at a rate of \$250,000 per annum.

Effective as of 1 August 2013, the Company Secretary, Mr Higginson, entered into a 3 year consulting agreement with the Company at a rate of \$115,000 per annum.

Share-based compensation

The issue of options to Directors and executives is to encourage the alignment of personal and shareholder returns. The intention is to align the objectives of Directors and executives with that of the business and shareholders. In addition, all Directors and executives are encouraged to hold shares in the Company.

In current year directors fees amounting to \$106,250 were settled by issue of shares on 27 October 2015.

The Group has not paid bonuses to Directors or executives to date.

End of remuneration report

DIRECTORS' REPORT

Share options

At the date of this report, the unissued ordinary shares of the Company under option are as follows:

Date of Expiry	Exercise Price	Number Under Option
31 Oct 2016	\$1.20	300,002
31 Dec 2017	\$0.51	60,000
31 Dec 2017	\$0.62	60,000
30 Sept 2017	\$0.10	9,395,880

During the financial year ended 30 June 2016, no shares of Nevada Iron were issued on the exercise of options granted.

Since the end of the financial year no shares have been issued following the exercise of options.

Since the end of the financial year no options have been issued.

No amounts are unpaid on any of the shares on issue.

No person entitled to exercise an option had or has any right by virtue of the option to participate in any share issue of any other body corporate.

Indemnification

During the financial year, the Company paid premiums to insure the Directors and Secretary of the Group.

The Group has a policy of entering into Indemnity Deeds to indemnify Directors and certain executives of the Group against all liabilities incurred in the course of or arising out of their employment with the Group and its controlled entities, except where the liability results wholly or in part from serious and wilful misconduct by the executive.

Non-audit services

Fees amounting to nil (2015: nil) for non-audit services were paid/payable to the Group's auditors during year.

Auditor's independence declaration


The auditor's independence declaration for the year ended 30 June 2016 has been received and immediately follows the Directors' Report.

Corporate Governance

In recognising the need for the highest standards of corporate behaviour and accountability, the Directors of the Company support and have adhered to the principles of sound corporate governance.

The Board recognises the recent recommendations of the Australian Securities Exchange Corporate Governance Council, and considers that Nevada Iron is in compliance with those guidelines which are of critical importance to the commercial operation of a junior listed resources company. The Group's corporate governance statement and disclosures are contained on the Company's website at nv-iron.com

This report is made in accordance with a resolution of the Directors.



Mick McMullen
Chairman

30 September 2016

RSM Australia Partners

8 St Georges Terrace Perth WA 6000
GPO Box R1253 Perth WA 6844

T +61 (0) 8 9261 9100
F +61 (0) 8 9261 9111

www.rsm.com.au

AUDITOR'S INDEPENDENCE DECLARATION

As lead auditor for the audit of the financial report of Nevada Iron Limited for the year ended 30 June 2016, I declare that, to the best of my knowledge and belief, there have been no contraventions of:

- (i) the auditor independence requirements of the *Corporations Act 2001* in relation to the audit; and
- (ii) any applicable code of professional conduct in relation to the audit.

RSM

RSM AUSTRALIA PARTNERS



D J Wall
Partner

Perth, WA
Dated: 30 September 2016

STATEMENT OF FINANCIAL POSITION

As at 30 June 2016

		Consolidated	
		2016	2015
	Note	\$	\$
Current assets			
Cash and cash equivalents	8	245,673	151,867
Trade and other receivables	9	3,449	42,286
		249,122	194,153
Assets classified as held for sale	5	1,040,154	-
Total current assets		1,289,276	194,153
Non-current assets			
Property, plant and equipment	10	-	1,004,529
Intangible asset	11	-	722,753
Exploration and evaluation expenditure	12	-	5,783,467
Total non-current assets		-	7,510,749
Total assets		1,289,276	7,704,902
Current liabilities			
Trade and other payables	13	647,645	1,753,025
Employee provisions		-	5,112
		647,645	1,758,137
Liabilities associated with assets held for sale	5	809,397	-
Total current liabilities		1,457,042	1,758,137
Total liabilities		1,457,042	1,758,137
Net (liabilities) assets		(167,766)	5,946,765
Equity			
Contributed equity	14	37,525,429	35,873,757
Share based payments reserve	15	242,085	1,903,227
Foreign currency translation reserve	15	6,270,086	5,908,553
Accumulated losses		(44,205,366)	(37,738,772)
Total equity		(167,766)	5,946,765

The above statement of financial position should be read in conjunction with the accompanying notes.

STATEMENT OF COMPREHENSIVE INCOME

For the year ended 30 June 2016

		Consolidated	
		2016	2015
	Note	\$	\$
Income			
Other revenue	3	293,920	618
Expenses			
Employees and consultant expense		(588,486)	(764,289)
Corporate and legal fees		(89,588)	(157,539)
Administrative expenses		(64,646)	(48,433)
Depreciation and amortisation expense		(1,160)	(2,408)
Occupancy expenses		(29,169)	(21,043)
Foreign exchange (loss)/gain		(6,480)	104,428
Loss before income tax expense from continuing operations		(485,609)	(888,666)
Income tax expense	7	-	-
Loss after income tax expense from continuing operations		(485,609)	(888,666)
Loss after income tax expense from discontinued operations	5	(7,710,828)	(28,781,030)
Loss after income tax expense for the year	6	(8,196,437)	(29,669,696)
Other comprehensive income			
Items that may be reclassified subsequently to profit or loss			
Foreign currency translation		361,533	4,227,638
Total comprehensive loss for the year		(7,834,904)	(25,442,058)
Basic loss per share (cents per share)	6	(13.91)	(87.27)
Diluted loss per share (cents per share)	6	(13.91)	(87.27)

The above statement of comprehensive income should be read in conjunction with the accompanying notes.

STATEMENT OF CHANGES IN EQUITY

For the year ended 30 June 2016

Consolidated	Note	Contributed Equity \$	Accumulated Losses \$	Share Based Payments Reserve \$	Foreign Currency Translation Reserve \$	Total \$
Balance at 1 July 2014		35,388,873	(10,921,571)	4,754,114	1,680,915	30,902,331
Total comprehensive loss		-	(29,669,696)	-	4,227,638	(25,442,058)
Issue of shares	14	537,834	-	-	-	537,834
Share issue costs	14	(52,950)	-	-	-	(52,950)
Share based payments	15	-	-	1,608	-	1,608
Expired options		-	2,852,495	(2,852,495)	-	-
Balance at 30 June 2015		35,873,757	(37,738,772)	1,903,227	5,908,553	5,946,765
Balance at 1 July 2015		35,873,757	(37,738,772)	1,903,227	5,908,553	5,946,765
Total comprehensive loss		-	(8,196,437)	-	361,533	(7,834,904)
Issue of shares	14	1,660,680	-	-	-	1,660,680
Share issue costs	14	(9,008)	-	-	-	(9,008)
Share based payments	15	-	-	68,701	-	68,701
Expired options		-	1,729,843	(1,729,843)	-	-
Balance at 30 June 2016		37,525,429	(44,205,366)	242,085	6,270,086	(167,766)

The above statement of equity should be read in conjunction with the accompanying notes.

STATEMENT OF CASH FLOWS

For the year ended 30 June 2016

		Consolidated	
		2016	2015
	Note	\$	
Cash Flows from Operating Activities			
Receipts from external parties		-	1,789
Payments to suppliers, contractors and employees		(314,852)	(780,452)
Interest received		151	618
Net cash flows used in operating activities	16	<u>(314,701)</u>	<u>(778,045)</u>
Cash Flows from Investing Activities			
Payments for exploration and evaluation		(522,512)	(2,724,100)
Payments for property, plant and equipment		-	(75,468)
Payments for intangibles		-	(3,907)
Net cash flows used in investing activities		<u>(522,512)</u>	<u>(2,803,475)</u>
Cash Flows from Financing Activities			
Proceeds from issue of securities		978,692	772,125
Share issue costs		<u>(9,008)</u>	<u>(52,950)</u>
Net cash flows from financing activities		<u>969,684</u>	<u>719,175</u>
Net increase / (decrease) in cash and cash equivalents		132,471	(2,862,345)
Effects of exchange rate changes		(38,665)	255,480
Cash and cash equivalents at the beginning of the year		<u>151,867</u>	<u>2,758,732</u>
Cash and cash equivalents at the end of the year	8	<u>245,673</u>	<u>151,867</u>

The above statement of cash flows should be read in conjunction with the accompanying notes

NOTES TO THE FINANCIAL STATEMENTS

1. CORPORATE INFORMATION

The financial report of Nevada Iron Ltd and its controlled entities (the "Group" or "consolidated entity") for the year ended 30 June 2016 was authorised for issue in accordance with a resolution of the Director's on 30 September 2016.

Nevada Iron Ltd ("Nevada Iron" or the "Company") is a company limited by shares, incorporated in Australia, and whose securities are publicly traded on the Australia Securities Exchange.

The nature of the operations and principal activities of the Group are described in the Director's Report.

2. SUMMARY OF SIGNIFICANT ACCOUNTING POLICIES

Separate financial statements for the Company as an individual entity are no longer presented as a consequence of changes to the Corporations Act 2001, however, required financial information for Nevada Iron as an individual entity is disclosed in note 17.

The following is a summary of the material accounting policies adopted by the Group in the preparation of the financial report. The accounting policies have been consistently applied, unless otherwise stated.

(a) Basis of preparation

These general purpose financial statements have been prepared in accordance with Australian Accounting Standards and Interpretations issued by the Australian Accounting Standards Board and the Corporations Act 2001, as appropriate for for-profit oriented entities. These financial statements also comply with International Financial Reporting Standards as issued by the International Accounting Standards Board.

Historical cost convention

The financial statements have been prepared under the historical cost convention, except for, where applicable, the revaluation of available-for-sale financial assets, financial assets and liabilities at fair value through profit or loss, investment properties, certain classes of property, plant and equipment and derivative financial instruments.

Critical accounting estimates

The preparation of the financial statements requires the use of certain critical accounting estimates. It also requires management to exercise its judgement in the process of applying the consolidated entity's accounting policies. The areas involving a higher degree of judgement or complexity, or areas where assumptions and estimates are significant to the financial statements are disclosed in note 2.

The report is presented in Australian dollars.

Going Concern

The financial statements have been prepared on the going concern basis, which contemplates continuity of normal business activities and the realisation of assets and discharge of liabilities in the normal course of business.

As disclosed in the financial statements, the consolidated entity had net current liabilities and net liabilities of \$167,766 as at 30 June 2016, and incurred net after tax losses of \$8,196,437 and had net operating cash outflows from operating activities and investing activities of \$314,701 and \$522,512 respectively, for the year then ended.

These factors indicate the existence of a material uncertainty which may cast significant doubt about the consolidated entity's ability to continue as a going concern and therefore whether it will realise its assets and extinguish its liabilities in the normal course of business and at amounts stated in the financial report.

The Directors are of the view that there are reasonable grounds to believe that the consolidated entity will continue as a going concern and that it is appropriate to adopt the going concern basis in the preparation of the financial report after consideration of the following factors:

- The consolidated entity has the intent and although not contractually agreed, based on past experience it expects to be able to defer settlement of liabilities to Directors and employees or settle liabilities through the issuance of shares;

NOTES TO THE FINANCIAL STATEMENTS

- The consolidated entity plans to sell 100% of its interest in the Buena Vista Iron Project. Prior to 30 June 2016, management actively sought buyers for the subsidiaries, which resulted in the post year end execution of a Binding Heads of Agreement, details of which are set out in note 24. The disposal of the US subsidiaries will essentially eliminate all of the liabilities currently sitting with the US subsidiaries and liabilities worth \$227,500 relating to Nevada Iron Limited. In addition to this Nevada Iron Limited will receive \$100,000 upon settlement of the transaction;
- As announced on 27 September 2016, as part of the acquisition of SportsHero business and in order to fund the SportsHero business, to re-comply with Chapters 1 and 2 of the ASX Listing Rules and meet the conditions of the acquisition agreements, the Company is to conduct a placement to raise at least \$2,500,000, with oversubscriptions to raise up to a further \$1,000,000; and
- The consolidated entity is not in an operating phase and does not have high ongoing costs which need to be met, thus a large portion of the current costs can be controlled by the entity if necessary

The financial report does not include any adjustments relating to the amounts or classification of recorded assets or liabilities that might be necessary if the consolidated entity does not continue as a going concern.

(b) Statement of Compliance

The financial report complies with Australian Accounting Standards and International Financial Reporting Standards.

(c) Adoption of New and Revised Accounting Standards

The consolidated entity has adopted all of the new, revised or amending Accounting Standards and Interpretations issued by the Australian Accounting Standards Board that are mandatory for the current reporting period.

Any new, revised or amending Accounting Standards or Interpretations that are not yet mandatory have not been early adopted.

Any significant impact on the accounting policies of the consolidated entity from the adoption of these Accounting Standards and Interpretations are disclosed below. The adoption of these Accounting Standards and Interpretations did not have any significant impact on the financial performance or position of the consolidated entity.

The following Accounting Standards and Interpretations are most relevant to the consolidated entity:

AASB 16 Leases

This standard is applicable to annual reporting periods beginning on or after 1 January 2019. The standard replaces AASB 117 'Leases' and for lessees will eliminate the classifications of operating leases and finance leases. Subject to exceptions, a 'right-of-use' asset will be capitalised in the statement of financial position, measured as the present value of the unavoidable future lease payments to be made over the lease term. The exceptions relate to short-term leases of 12 months or less and leases of low-value assets (such as personal computers and small office furniture) where an accounting policy choice exists whereby either a 'right-of-use' asset is recognised or lease payments are expensed to profit or loss as incurred. A liability corresponding to the capitalised lease will also be recognised, adjusted for lease prepayments, lease incentives received, initial direct costs incurred and an estimate of any future restoration, removal or dismantling costs. Straight-line operating lease expense recognition will be replaced with a depreciation charge for the leased asset (included in operating costs) and an interest expense on the recognised lease liability (included in finance costs). In the earlier periods of the lease, the expenses associated with the lease under AASB 16 will be higher when compared to lease expenses under AASB 117. However EBITDA (Earnings Before Interest, Tax, Depreciation and Amortisation) results will be improved as the operating expense is replaced by interest expense and depreciation in profit or loss under AASB 16. For classification within the statement of cash flows, the lease payments will be separated into both a principal (financing activities) and interest (either operating or financing activities) component. For lessor accounting, the standard does not substantially change how a lessor accounts for leases. The consolidated entity will adopt this standard from 1 July 2019 but the impact of its adoption is yet to be assessed by the consolidated entity.

AASB 15 Revenue from Contracts with Customers

This standard is applicable to annual reporting periods beginning on or after 1 January 2018. The standard provides a single standard for revenue recognition. The core principle of the standard is that an entity will recognise revenue to depict the transfer of promised goods or services to customers in an amount that reflects the consideration to which the entity expects to be entitled in exchange for those goods or services. The standard will require: contracts (either written, verbal or implied) to be identified, together with the separate performance obligations within the contract; determine the transaction price, adjusted for the time value of money excluding credit risk; allocation of the transaction price to the separate performance obligations on a basis of relative stand-alone selling price of each

NOTES TO THE FINANCIAL STATEMENTS

distinct good or service, or estimation approach if no distinct observable prices exist; and recognition of revenue when each performance obligation is satisfied. Credit risk will be presented separately as an expense rather than adjusted to revenue. For goods, the performance obligation would be satisfied when the customer obtains control of the goods. For services, the performance obligation is satisfied when the service has been provided, typically for promises to transfer services to customers. For performance obligations satisfied over time, an entity would select an appropriate measure of progress to determine how much revenue should be recognised as the performance obligation is satisfied. Contracts with customers will be presented in an entity's statement of financial position as a contract liability, a contract asset, or a receivable, depending on the relationship between the entity's performance and the customer's payment. Sufficient quantitative and qualitative disclosure is required to enable users to understand the contracts with customers; the significant judgments made in applying the guidance to those contracts; and any assets recognised from the costs to obtain or fulfil a contract with a customer. The consolidated entity will adopt this standard from 1 July 2018 but the impact of its adoption is yet to be assessed by the consolidated entity.

Principles of Consolidation

The consolidated financial statements incorporate the assets and liabilities of all subsidiaries of Nevada Iron as at 30 June 2016 and the results of all subsidiaries for the year then ended.

Subsidiaries are all those entities over which the consolidated entity has control. The consolidated entity controls an entity when the consolidated entity is exposed to, or has rights to, variable returns from its involvement with the entity and has the ability to affect those returns through its power to direct the activities of the entity. Subsidiaries are fully consolidated from the date on which control is transferred to the consolidated entity. They are de-consolidated from the date that control ceases.

Intercompany transactions, balances and unrealised gains on transactions between entities in the consolidated entity are eliminated. Unrealised losses are also eliminated unless the transaction provides evidence of the impairment of the asset transferred. Accounting policies of subsidiaries have been changed where necessary to ensure consistency with the policies adopted by the consolidated entity.

The acquisition of subsidiaries is accounted for using the acquisition method of accounting. A change in ownership interest, without the loss of control, is accounted for as an equity transaction, where the difference between the consideration transferred and the book value of the share of the non-controlling interest acquired is recognised directly in equity attributable to the parent.

Non-controlling interest in the results and equity of subsidiaries are shown separately in the statement of profit or loss and other comprehensive income, statement of financial position and statement of changes in equity of the consolidated entity. Losses incurred by the consolidated entity are attributed to the non-controlling interest in full, even if that results in a deficit balance.

NOTES TO THE FINANCIAL STATEMENTS

(d) Current and non-current classification

Assets and liabilities are presented in the statement of financial position based on current and non-current classification.

An asset is current when: it is expected to be realised or intended to be sold or consumed in normal operating cycle; it is held primarily for the purpose of trading; it is expected to be realised within twelve months after the reporting period; or the asset is cash or cash equivalent unless restricted from being exchanged or used to settle a liability for at least twelve months after the reporting period. All other assets are classified as non-current.

A liability is current when: it is expected to be settled in normal operating cycle; it is held primarily for the purpose of trading; it is due to be settled within twelve months after the reporting period; or there is no unconditional right to defer the settlement of the liability for at least twelve months after the reporting period. All other liabilities are classified as non-current.

Deferred tax assets and liabilities are always classified as non-current.

(e) Segment reporting

Operating segments are reported in a manner consistent with the internal reporting provided to the chief operating decision maker. The chief operating decision maker is responsible for allocating resources and assessing performance of any operating segments.

(f) Revenue

Revenue is recognised and measured at the fair value of the consideration received or receivable to the extent it is probable that the economic benefits will flow to the Group and the revenue can be reliably measured. The following specific recognition criteria must also be met before revenue is recognised.

(g) Interest revenue

Revenue is recognised as interest accrued using the effective interest method. This is a method of calculating the amortised costs of a financial asset and allocating the interest revenue over the relevant period using the effective interest rate, which is the rate that exactly discounts estimated future cash receipts through the expected life of the financial asset to the net carrying amount of the financial asset.

All revenue is stated net of Goods and Services Tax.

(h) Impairment

Assets are reviewed for impairment whenever events or changes in circumstances indicate that the carrying amount may not be recoverable. The impairment loss is recognised for the amount by which the asset's carrying amount exceeds its recoverable amount. The recoverable amount is the higher of an asset's fair value less costs to sell and value in use.

(i) Cash and cash equivalents

Cash and cash equivalents in the statement of financial position comprise cash at bank and short-term deposits with an original maturity of three months or less that are readily convertible to known amounts of cash and which are subject to an insignificant risk of changes in value.

For the purposes of the statement of cash flows, cash and cash equivalents consist of cash and cash equivalents as defined above. The Group does not have any bank overdraft facilities.

NOTES TO THE FINANCIAL STATEMENTS

(j) Trade and other receivables

Trade and other receivables are recognised and carried at original invoice amount less an allowance for impairment. Trade receivables are non-interest bearing.

(k) Plant and equipment

Plant and equipment is stated at historical cost less depreciation and any accumulated impairment losses. Historical cost includes expenditure that is directly attributable to the acquisition of these items.

Subsequent costs are included in the asset's carrying amount or recognised as a separate asset, as appropriate, only when it is probable that future economic benefits associated with the item will flow to the Group and the cost of the item can be measured reliably. All other repairs and maintenance are charged to the statement of comprehensive income during the financial period in which they are incurred.

Depreciation is calculated using the straight-line method to allocate their cost over their estimated useful lives. The expected useful lives are:

- Plant and equipment: 3-15 years

The assets' residual values, useful lives and depreciation methods are reviewed, and adjusted if appropriate, at each financial year end.

(l) Intangible assets

Intangible assets acquired as part of a business combination, other than goodwill, are initially measured at their fair value at the date of the acquisition. Intangible assets acquired separately are initially recognised at cost. Indefinite life intangible assets are not amortised and are subsequently measured at cost less any impairment. Finite life intangible assets are subsequently measured at cost less amortisation and any impairment. The gains or losses recognised in profit or loss arising from the derecognition of intangible assets are measured as the difference between net disposal proceeds and the carrying amount of the intangible asset. The method and useful lives of finite life intangible assets are reviewed annually. Changes in the expected pattern of consumption or useful life are accounted for prospectively by changing the amortisation method or period.

The intangible assets capitalised relate to leasehold land and easements. These are rights carried at their fair value at the date of their acquisition less accumulated amortisation and impairment losses. Amortisation is calculated based on the lesser of useful life and the lease term.

(m) Impairment

The carrying values of plant and equipment are reviewed for impairment at each reporting date, with the recoverable amount being estimated when events or changes in circumstances indicate that the carrying value may be impaired.

The Directors have determined that items of plant and equipment do not generate independent cash inflows and that the business of the Group is, in its entirety, a cash-generating unit. The recoverable amount of plant and equipment is thus determined to be its fair value less costs to sell.

An impairment exists when the carrying value of an asset or cash-generating unit exceeds its estimated recoverable amount. The asset or cash-generating unit is then written down to its recoverable amount. For plant and equipment, exploration and evaluation expenditure, and intangible assets, impairment losses are recognised in the statement of comprehensive income as an expense.

(n) Derecognition and disposal

An item of plant and equipment is derecognised upon disposal or when no further future economic benefits are expected from its use.

Any gain or loss arising on derecognition of the asset (calculated as the difference between the net disposal proceeds and the carrying amount of the asset) is included in profit or loss in the year the asset is derecognised. Gains and losses on disposals are determined by comparing proceeds with the carrying amount. These are included in the statement of comprehensive income. When revalued assets are sold, it is Group policy to transfer the amounts included in other reserves in respect of those assets to retained earnings.

NOTES TO THE FINANCIAL STATEMENTS

(o) Exploration and evaluation expenditure

Exploration, evaluation and development expenditure incurred is accumulated in respect of each identifiable area of interest. These costs are only carried forward to the extent that they are expected to be recouped through the successful development of the area or where activities in the area have not yet reached a stage that permits reasonable assessment of the existence of economically recoverable reserves.

Accumulated costs in relation to an abandoned area are written off in full against profit in the year in which the decision to abandon the area is made.

A regular review is undertaken of each area of interest to determine the appropriateness of continuing to carry forward costs in relation to that area of interest.

(p) Trade and other payables

Trade payables and other payables are carried at the transaction price minus principal repayments. They represent liabilities for goods and services provided to the Group prior to the end of the financial year that are unpaid and arise when the Group becomes obliged to make future payments in respect of the purchase of these goods and services.

(q) Provisions

Provisions are recognised when the consolidated entity has a present (legal or constructive) obligation as a result of a past event, it is probable the consolidated entity will be required to settle the obligation, and a reliable estimate can be made of the amount of the obligation. The amount recognised as a provision is the best estimate of the consideration required to settle the present obligation at the reporting date, taking into account the risks and uncertainties surrounding the obligation. If the time value of money is material, provisions are discounted using a current pre-tax rate specific to the liability. The increase in the provision resulting from the passage of time is recognised as a finance cost.

(r) Employee entitlements

Short-term employee benefits

Liabilities for wages and salaries, including non-monetary benefits, annual leave and long service leave expected to be settled within 12 months of the reporting date are recognised in current liabilities in respect of employees' services up to the reporting date and are measured at the amounts expected to be paid when the liabilities are settled.

Other long-term employee benefits

The liability for annual leave and long service leave not expected to be settled within 12 months of the reporting date are recognised in non-current liabilities, provided there is an unconditional right to defer settlement of the liability. The liability is measured as the present value of expected future payments to be made in respect of services provided by employees up to the reporting date using the projected unit credit method. Consideration is given to expected future wage and salary levels, experience of employee departures and periods of service. Expected future payments are discounted using market yields at the reporting date on national government bonds with terms to maturity and currency that match, as closely as possible, the estimated future cash outflows.

Defined contribution superannuation expense

Contributions to defined contribution superannuation plans are expensed in the period in which they are incurred.

Share-based payments

Equity-settled share-based compensation benefits are provided to employees.

Equity-settled transactions are awards of shares, or options over shares that are provided to employees in exchange for the rendering of services. Cash-settled transactions are awards of cash for the exchange of services, where the amount of cash is determined by reference to the share price.

The cost of equity-settled transactions are measured at fair value on grant date. Fair value is independently determined using an appropriate option pricing model that takes into account the exercise price, the term of the option, the impact of dilution, the share price at grant date and expected price volatility of the underlying share, the expected dividend yield and the risk free interest rate for the term of the option, together with non-vesting conditions that do not determine whether the consolidated entity receives the services that entitle the employees to receive payment. No account is taken of any other vesting conditions.

If equity-settled awards are cancelled, it is treated as if it has vested on the date of cancellation, and any remaining expense is recognised immediately. If a new replacement award is substituted for the cancelled award, the cancelled and new award is treated as if they were a modification.

NOTES TO THE FINANCIAL STATEMENTS

(s) Leases

The determination of whether an arrangement is or contains a lease is based on the substance of the arrangement and requires an assessment of whether the fulfilment of the arrangement is dependent on the use of a specific asset or assets and the arrangement conveys a right to use the asset.

(t) Income tax

The income tax expense (revenue) for the year comprises current income tax expense (income) and deferred tax expense (income).

Current income tax expense charged to the profit or loss is the tax payable on taxable income calculated using applicable income tax rates enacted, or substantially enacted, as at the end of the reporting period. Current tax liabilities (assets) are therefore measured at the amounts expected to be paid to (recovered from) the relevant taxation authority.

Deferred income tax expense reflects movements in deferred tax asset and deferred tax liability balances during the year as well unused tax losses.

Current and deferred income tax expense (income) is charged or credited directly to equity instead of the profit or loss when the tax relates to items that are credited or charged directly to equity.

Deferred tax assets and liabilities are ascertained based on temporary differences arising between the tax bases of assets and liabilities and their carrying amounts in the financial statements. Deferred tax assets also result where amounts have been fully expensed but future tax deductions are available. No deferred income tax will be recognised from the initial recognition of an asset or liability, excluding a business combination, where there is no effect on accounting or taxable profit or loss.

Deferred tax assets and liabilities are calculated at the tax rates that are expected to apply to the period when the asset is realised or the liability is settled, based on tax rates enacted or substantively enacted at the end of the reporting period. Their measurement also reflects the manner in which management expects to recover or settle the carrying amount of the related asset or liability.

Deferred tax assets relating to temporary differences and unused tax losses are recognised only to the extent that it is probable that future taxable profit will be available against which the benefits of the deferred tax asset can be utilised.

Where temporary differences exist in relation to investments in subsidiaries, branches, associates, and joint ventures, deferred tax assets and liabilities are not recognised where the timing of the reversal of the temporary difference can be controlled and it is not probable that the reversal will occur in the foreseeable future.

Current tax assets and liabilities are offset where a legally enforceable right of set-off exists and it is intended that net settlement or simultaneous realisation and settlement of the respective asset and liability will occur. Deferred tax assets and liabilities are offset where a legally enforceable right of set-off exists, the deferred tax assets and liabilities relate to income taxes levied by the same taxation authority on either the same taxable entity or different taxable entities where it is intended that net settlement or simultaneous realisation and settlement of the respective asset and liability will occur in future periods in which significant amounts of deferred tax assets or liabilities are expected to be recovered or settled.

Tax consolidation

Nevada Iron Ltd and its wholly-owned Australian subsidiaries have not formed an income tax consolidated group under tax consolidation legislation.

(u) Equity based payments

The Group provides benefits to its Directors and employees in the form of share-based payments, whereby Directors and employees render services in exchange for options to acquire shares or rights over shares (equity-settled transactions).

The cost of these equity-settled transactions is measured by reference to the fair value to the Group of the equity instruments at the date at which they were granted. The fair value is determined using the Black-Scholes model, taking into account the terms and conditions upon which the options were granted.

The cost of equity-settled transactions is recognised as an expense, together with a corresponding increase in equity, on a straight-line basis, over the period in which the vesting and/or service conditions are fulfilled (the

NOTES TO THE FINANCIAL STATEMENTS

vesting period), ending on the date on which the relevant Directors and employees become fully entitled to the options (the vesting date).

At each subsequent reporting date until vesting, the cumulative charge to the statement of comprehensive income reflects:

- a. the grant date fair value of the options;
- b. the current best estimate of the number of options that will ultimately vest, taking into account such factors as the likelihood of employee turnover during the vesting period and the likelihood of vesting conditions being met, based on best available information at balance date; and
- c. the extent to which the vesting period has expired.

The charge to the statement of comprehensive income for the period is the cumulative amount as calculated above less the amounts already charged in previous periods. There is a corresponding entry to equity.

If the terms of an equity-settled award are modified, as a minimum an expense is recognised as if the terms had not been modified. An additional expense is recognised for any modification that increases the total fair value of the share-based payment arrangement, or is otherwise beneficial to the employee, as measured at the date of modification.

If an equity-settled award is cancelled, it is treated as if it has vested on the date of cancellation, and any expense not yet recognised for the award is recognised immediately. However, if a new award is substituted for the cancelled award and designated as a replacement award on the date that it is granted, the cancelled and new award are treated as if they were a modification of the original award, as described in the previous paragraph.

The dilutive effect, if any, of outstanding options is reflected as additional share dilution in the computation of diluted earnings per share.

(v) Issued capital

Ordinary shares are classified as equity.

Incremental costs directly attributable to the issue of new shares or options are shown in equity as a deduction, net of tax, from the proceeds.

(w) Dividends

Dividends are recognised when declared during the financial year and no longer at the discretion of the company.

(x) Earnings per share

Basic earnings per share is calculated as net profit attributable to members of the parent, adjusted to exclude any costs of servicing equity (other than dividends) and preference share dividends, divided by the weighted average number of ordinary shares, adjusted for any bonus element.

Diluted earnings per share is calculated as net profit attributable to members of the parent, adjusted for:

- costs of servicing equity (other than dividends);
- the after tax effect of dividends and interest associated with dilutive potential ordinary shares that have been recognised as expenses; and
- other non-discretionary changes in revenues or expenses during the period that would result from the dilution of potential ordinary shares; divided by the weighted average number of ordinary shares and dilutive potential ordinary shares, adjusted for any bonus element.

(y) Goods and services tax ("GST")

Revenues, expenses and assets are recognised net of the amount of GST except:

- where the GST incurred on a purchase of goods and services is not recoverable from the taxation authority, in which case the GST is recognised as part of the cost of acquisition of the asset or as part of the expense item as applicable; and
- receivables and payables are stated with the amount of GST included.

The net amount of GST recoverable from, or payable to, the taxation authority is included as part of receivables or payables in the statement of financial position.

NOTES TO THE FINANCIAL STATEMENTS

Cash flows are included in the statement of cash flows on a gross basis and the GST component of cash flows arising from investing and financial activities, which are recoverable from, or payable to, the taxation authority, are classified as operating cash flows.

Commitments and contingencies are disclosed net of the amount of GST recoverable from, or payable to, the taxation authority.

(z) Foreign currency transactions and balances

The financial statements are presented in Australian dollars, which is Nevada Iron Limited's functional and presentation currency.

Foreign currency transactions

Foreign currency transactions are translated into Australian dollars using the exchange rates prevailing at the dates of the transactions. Foreign exchange gains and losses resulting from the settlement of such transactions and from the translation at financial year-end exchange rates of monetary assets and liabilities denominated in foreign currencies are recognised in profit or loss.

Foreign operations

The assets and liabilities of foreign operations are translated into Australian dollars using the exchange rates at the reporting date. The revenues and expenses of foreign operations are translated into Australian dollars using the average exchange rates, which approximate the rate at the date of the transaction, for the period. All resulting foreign exchange differences are recognised in other comprehensive income through the foreign currency reserve in equity.

The foreign currency reserve is recognised in profit or loss when the foreign operation or net investment is disposed of.

(aa) Comparative information

When required by accounting standards, comparative figures have been re-stated to conform to changes in the current year.

(bb) Critical accounting estimates and judgments

The preparation of the financial statements requires management to make judgements, estimates and assumptions that affect the reported amounts in the financial statements. Management continually evaluates its judgements and estimates in relation to assets, liabilities, contingent liabilities, revenue and expenses. Management bases its judgements, estimates and assumptions on historical experience and on other various factors, including expectations of future events, management believes to be reasonable under the circumstances. The resulting accounting judgements and estimates will seldom equal the related actual results. The judgements, estimates and assumptions that have a significant risk of causing a material adjustment to the carrying amounts of assets and liabilities (refer to the respective notes) within the next financial year are discussed below.

Share-based payment transactions

The consolidated entity measures the cost of equity-settled transactions with employees by reference to the fair value of the equity instruments at the date at which they are granted. The fair value is determined by using an appropriate option pricing model taking into account the terms and conditions upon which the instruments were granted. The accounting estimates and assumptions relating to equity-settled share-based payments would have no impact on the carrying amounts of assets and liabilities within the next annual reporting period but may impact profit or loss and equity.

NOTES TO THE FINANCIAL STATEMENTS

Exploration and evaluation costs

Exploration and evaluation costs have been capitalised on the basis that the consolidated entity will commence commercial production in the future, from which time the costs will be amortised in proportion to the depletion of the mineral resources. Key judgements are applied in considering costs to be capitalised which includes determining expenditures directly related to these activities and allocating overheads between those that are expensed and capitalised. In addition, costs are only capitalised that are expected to be recovered either through successful development or sale of the relevant mining interest. Factors that could impact the future commercial production at the mine include the level of reserves and resources, future technology changes, which could impact the cost of mining, future legal changes and changes in commodity prices. To the extent that capitalised costs are determined not to be recoverable in the future, they will be written off in the period in which this determination is made.

	Consolidated 2016 \$	2015 \$
3. Other revenue		
Interest revenue	151	618
Gain on debt to equity issue	293,769	-
	<u>293,920</u>	<u>618</u>

4. Expenses		
<i>Loss before income tax includes the following expenses:</i>		
Rent expense	109,691	71,271
Share based payments for services rendered	174,951	1,608
Interest expense	-	-
Superannuation expense	6,988	7,125
	<u>6,988</u>	<u>7,125</u>

5. Disposal group

In January 2016, the board resolved to dispose of the Buena Vista Iron Project (the Project). Sale of the Project being facilitated by sale of the Company's wholly owned Australian subsidiary Nevada Iron Holdings Pty Ltd, which in turn owns 100% of Nevada Iron LLC and Iron Horse Transportation LLC (both incorporated in USA). This strategy is in line with management's plans to acquire the SportsHero business, which was first announced on 20 May 2016. Although the disposal was not completed by 30 June 2016, the entity has entered into a binding Heads of Agreement dated 27 September 2016. The associated assets and liabilities were constitutently presented as held for sale in the 2016 financial statements.

Financial performance information

	Consolidated 2016 \$	2015 \$
Interest Revenue	-	1,789
Total revenue	<u>-</u>	<u>1,789</u>
Exploration expenditure	(610,996)	(28,648,843)
Impairment of assets	(6,939,283)	-
Corporate and legal fees	(26,967)	(23,551)
Administrative expenses	(18,909)	(36,992)
Depreciation and Amortisation expenses	(34,421)	(22,284)
Occupancy expenses	(80,252)	(51,149)
Loss before income tax	<u>(7,710,828)</u>	<u>(28,781,030)</u>
Income tax expense	-	-
Loss after income tax expense from discontinued operations	<u>(7,710,828)</u>	<u>(28,781,030)</u>

NOTES TO THE FINANCIAL STATEMENTS

Cash flow information

	Consolidated	
	2016	2015
	\$	\$
Net cash flows used in operating activities	(131,631)	(185,012)
Net cash used in investing activities	(522,512)	(2,780,779)
Net cash flows from financing activity	616,310	2,760,093
Net decrease in cash and cash equivalents from discontinued operations	<u>(37,833)</u>	<u>(205,698)</u>

Carrying amount of assets and liabilities in the disposal group

	Consolidated 2016 \$
Trade and other receivables	21,296
Property, plant and equipment	1,018,858
Intangible asset	-
Exploration and evaluation expenditure	-
Total assets	<u>1,040,154</u>
Trade and other payables	809,397
Total liabilities	<u>809,397</u>
Net assets	<u>230,757</u>

The assets and liabilities identified above represent assets and liabilities of Nevada Iron LLC and Iron Horse Transportation LLC which are in the disposal group.

NOTES TO THE FINANCIAL STATEMENTS

6. Loss per share	Consolidated	
	2016 \$	2015 \$
The following reflects the loss used in the basic and diluted loss per share computations.		
Loss used in calculating earnings per share		
For basic and diluted earnings per share:		
Loss for the year attributable to ordinary shareholders	8,196,437	29,669,696
Loss after income tax expense from continuing operations	485,609	888,666
Loss after income tax expense from discontinued operations	7,710,828	28,781,030
Weighted average number of shares		
	2016 No. of shares	2015 No. of shares
Weighted average number of ordinary shares for basic and diluted loss per share	58,913,645	33,998,765
Loss per share from continuing operations		
Basic loss per share (cents)	0.83	2.62
Diluted loss per share (cents)	0.83	2.62
Loss per share for loss from discontinued operations		
	13.08	
Basic loss per share (cents)	13.08	84.65
Diluted loss per share (cents)		84.65
Loss per share		
Basic loss per share (cents)	13.91	87.27
Diluted loss per share (cents)	13.91	87.27

- (i) Anti-dilutive options on issue are excluded from the dilutive EPS calculation.
- (ii) Other than the issue of the securities disclosed in Note 14 and the proposed issue of securities disclosed in Note 24, there has been no other transactions involving ordinary shares or potential ordinary shares that would significantly change the number of ordinary shares or potential ordinary shares outstanding between the reporting date and the date of completion of these financial statements.

NOTES TO THE FINANCIAL STATEMENTS

7. Income taxes

	Consolidated 2016 \$	2015 \$
(a) Income tax recognised in profit or loss		
Prima facie tax benefit on operating loss before income tax at 28.5% (2015: 30%)	(2,335,985)	(8,900,909)
Tax effect of amounts which are not deductible (taxable) in calculating taxable income:		
Other non-deductible items	2,164,246	8,693,117
Unrecognised deferred tax asset attributable to tax losses and temporary differences	171,739	207,792
Income tax attributable to operating loss	<u>-</u>	<u>-</u>

(b) Deferred tax

The consolidated entity has \$7,216,257 (2015: \$6,613,663) tax losses arising in Australia that are available indefinitely for offset against future profit of the companies in which the losses arose.

The potential deferred tax asset of \$2,056,633 (2015: \$1,984,099), arising from tax losses and temporary differences (as disclosed above), has not been recognised as an asset because recovery of tax losses and temporary differences is not considered probable given the development stage of the Company's projects.

The potential deferred tax asset will only be obtained if:

- the Group derives future assessable income of a nature and an amount sufficient to enable the benefit to be realised;
- the Group continues to comply with the conditions for deductibility imposed by tax legislation; and
- no changes in tax legislation adversely affect the Group in realising the benefit from the related deduction for the losses.

In addition, the subsidiary Nevada Iron LLC has tax losses that are a potential deferred tax asset of \$2,515,528. Nevada Iron LLC will be taxed independently in the USA.

NOTES TO THE FINANCIAL STATEMENTS

	Consolidated	
	2016	2015
	\$	\$
8. Cash and cash equivalents		
Cash at bank	245,673	151,867
	<u>245,673</u>	<u>151,867</u>
9. Trade and other receivables		
Other receivables	-	35,045
GST receivable	3,449	7,241
	<u>3,449</u>	<u>42,286</u>

Credit Risk

The maximum exposure to credit risk at balance date is the carrying amount (net of provision of doubtful debts) of those assets as disclosed in the statement of financial position and notes to the financial statements. The Group has adopted a policy of only dealing with creditworthy counterparties and obtaining sufficient collateral where appropriate, as a means of mitigating the risk of financial loss from defaults. The Group's exposure and the credit ratings of its counterparties are continuously monitored and the aggregate value of transactions concluded are spread amongst approved counterparties.

10. Property, plant and equipment

Consolidated	Land \$	Furniture and Fittings \$	Total \$
Balance as at 1 July 2014	754,060	14,095	768,155
Additions	342	75,126	75,468
Effects of movement in exchange rates	171,895	2,881	174,776
Depreciation expense	-	(13,870)	(13,870)
Balance as 30 June 2015	<u>926,297</u>	<u>78,232</u>	<u>1,004,529</u>
Balance at 1 July 2015	926,297	78,232	1,004,529
Assets classified as held for sale	(957,980)	(60,877)	(1,018,857)
Effects of movement in exchange rates	31,683	2,953	34,636
Disposal	-	(2,638)	(2,638)
Depreciation expense	-	(17,670)	(17,670)
Balance as 30 June 2016	<u>-</u>	<u>-</u>	<u>-</u>

NOTES TO THE FINANCIAL STATEMENTS

11. Intangible assets	Consolidated	
	2016 \$	2015 \$
As at 1 July 2015	722,753	550,084
Additions -leasehold on land and easements acquired	68,653	65,104
Amortisation	(17,911)	(10,822)
Effects of movements in exchange rates	43,821	118,387
Impairment of Intangible assets	(817,316)	-
As at 30 June 2016	-	722,753

12. Exploration and evaluation expenditure

As at 1 July 2015	5,783,467	28,308,035
Exploration expenditure	634,235	2,340,851
Impairment of exploration expenditure	(6,732,963)	(28,648,843)
Effects of movements in exchange rates	315,261	3,783,424
As at 30 June 2016	-	5,783,467

The ultimate recoupment of costs carried forward for exploration and evaluation phases is dependent on the discovery of commercial viable mineral or other natural resource deposits and their successful development and commercial exploitation or sale of the respective exploration and evaluation mining areas of interest.

13. Trade and other payables

Current Payables

Trade payables	161,000	1,140,626
Proceeds for share issue	273,395	234,291
Accrued expenses	213,250	378,108
	647,645	1,753,025

- (i) Due to the short term nature of these payables, their carrying value is assumed to approximate their fair value.
- (ii) Trade payables are non-interest bearing.

NOTES TO THE FINANCIAL STATEMENTS

14. Contributed Equity		2016 Number	2016 \$	2015 Number	2015 \$
(a) Share capital					
Ordinary fully paid shares		69,263,566	37,525,429	35,242,469	35,873,757
(b) Movements in ordinary shares					
Ordinary shares at beginning of the year		35,242,469	35,873,757	33,291,771	35,388,873
Shares issued at \$0.275 per share (i)				1,393,488	384,602
Transaction cost on share issue (i)				-	(28,624)
Shares issued at \$0.275 per share (ii)				557,210	153,232
Transaction cost on share issue (ii)				-	(24,326)
Adjustment to opening balance		-	12,724	-	-
Shares issued at \$0.05 per share (iii)		2,923,067	146,153	-	-
Shares issued at \$0.269 – debt to equity (iv)		1,097,951	295,568	-	-
Shares issued at \$0.05 – debt to equity (iv)		14,131,386	706,569	-	-
Gain on debt to equity (iv)		-	(293,769)	-	-
Shares issued at \$0.050 per share (v)		15,868,693	793,435	-	-
Transaction cost on shares issued (v)		-	(9,008)	-	-
		69,263,566	37,525,429	35,242,469	35,873,757

- (i) On 10 February 2015 the Company raised \$384,602 pursuant to the issue of 1,393,488 post consolidation ordinary shares at an issue price of \$0.275 per share. The transaction costs for the share issue totalled \$28,623.
- (ii) On 9 March 2015 the Company raised \$153,232 pursuant to the issue of 557,210 post consolidation ordinary shares at an issue price of \$0.275 per share. The transaction costs for the share issue totalled \$24,326.
- (iii) On 7 August 2015 the Company raised \$146,153 pursuant to the issue of 2,923,067 shares at an issue price of \$0.05 per share.
- (iv) On 27 October 2015 the Company completed two debt to equity conversions:
- debt of US\$219,590 was converted to equity by the issue of 1,097,951 shares at an issue price of \$0.269 per share; and
 - debt of \$706,569 was converted to equity by the issue of 14,131,386 shares at an issue price of \$0.05 per share.
- The above transactions resulted in a foreign exchange gain of \$293,769.
- (v) On 27 October 2015 the Company raised \$793,435 pursuant to the issue of 15,868,693 shares at an issue price of \$0.05 per share. The transaction costs for the share issue totalled \$9,008.

When managing capital, management's objective is to ensure the entity continues as a going concern as well as to maintain optimal returns to shareholders and benefits for other stakeholders. Management also aims to maintain a capital structure that ensures the lowest cost of capital available to the entity.

Capital risk management

In order to maintain or adjust the capital structure, the entity may adjust the amount of dividends paid to shareholders, return capital to shareholders, issue new shares, enter into joint ventures or sell assets.

The entity does not have a defined share buy-back plan.

No dividends were paid in 2016 (2015: nil) and no dividends are expected to be paid in 2016.

There is no current intention to incur debt funding on behalf of the Group as on-going exploration expenditure will be funded via cash reserves, equity or joint ventures with other companies.

The Group is not subject to any externally imposed capital requirements.

NOTES TO THE FINANCIAL STATEMENTS

15. Reserves	Consolidated	
	2016 \$	2015 \$
Reserves		
<i>Share-based payments reserve</i>		
As at 1 July 2015	1,903,227	4,754,114
Share based payments	68,701	1,608
Expired options	(1,729,843)	(2,852,495)
As at 30 June 2016	<u>242,085</u>	<u>1,903,227</u>
 <i>Foreign currency reserve</i>		
As at 1 July 2015	5,908,553	1,680,915
Foreign currency translation	361,533	4,227,638
As at 30 June 2016	<u>6,270,086</u>	<u>5,908,553</u>

Nature and purpose of reserves

Share-based payment reserve

The share-based payments reserve records the value of share options issued by the Group.

Foreign currency reserve

The reserve is used to recognise exchange differences arising from translation of the financial statements of foreign operations to Australian dollars. It is also used to recognise gains and losses on hedges of the net investments in foreign operations.

16. Notes to Statement of Cash Flows

(a) Reconciliation of net cash used in operating activities to operating loss after income tax

	Consolidated	
	2016 \$	2015 \$
Operating loss after tax	(8,196,437)	(29,669,696)
<i>Add non-cash items:</i>		
Depreciation and amortisation	35,581	24,692
Share-based payments expense	174,951	1,608
Impairment or write-off of exploration expenditure	7,550,279	28,648,843
Exchange rate (gain)	6,480	(104,428)
<i>Changes in net assets and liabilities:</i>		
(Increase) / Decrease in receivables	(17,541)	1,338
Increase in payables	126,874	317,901
Increase in provisions	5,112	1,697
Net cash flow used in operating activities	<u>(314,701)</u>	<u>(778,045)</u>

(b) Non-cash financing and investing activities

	Consolidated	
	2016 \$	2015 \$
Share based payment in lieu of directors fees	106,250	-
Shares issued for settlement of debt	602,118	-
	<u>708,368</u>	<u>-</u>

NOTES TO THE FINANCIAL STATEMENTS

17. Parent Information	Parent	
	2016 \$	2015 \$
ASSETS		
Current assets	249,122	140,094
Non-current assets	230,758	6,568,495
TOTAL ASSETS	479,880	6,708,589
LIABILITIES		
Current liabilities	647,646	761,824
TOTAL LIABILITIES	647,646	761,824
NET ASSETS	(167,766)	5,946,765
EQUITY		
Contributed equity	37,525,429	35,873,758
Share-based payment reserve	242,085	1,903,227
Accumulated losses	(37,935,280)	(31,830,220)
TOTAL EQUITY	(167,766)	5,946,765
Loss for the year	(6,105,060)	(24,943,785)
Total comprehensive loss	(6,105,060)	(24,943,785)

Contingent liabilities

The parent entity had no contingent liabilities as at 30 June 2016 and 30 June 2015.

Capital commitments - Property, plant and equipment

The parent entity had no capital commitments for property, plant and equipment at as 30 June 2016 and 30 June 2015.

Significant accounting policies

The accounting policies of the parent entity are consistent with those of the consolidated entity, as disclosed in note 2.

18. Related Party Transactions

(a) Directors and Specified Executives

The names and positions held by key management personnel in office at any time during the year are:

Directors

M McMullen	Chairman & Managing Director
M Higginson	Non-Executive Director – appointed 21 June 2016
C Green	Non-Executive Director – appointed 21 June 2016
A Brice	Non-Executive Director – resigned 21 June 2016
T Singh	Non-Executive Director – resigned 21 June 2016
H Rushing	Non-Executive Director – resigned 21 June 2016
D Pattalock	Non-Executive Director – resigned 21 June 2016
A Morrow	Non-Executive Director – resigned 21 June 2016

Aside from Messrs Higginson and Green all of the above persons were key management personnel during the year ended 30 June 2015.

NOTES TO THE FINANCIAL STATEMENTS

(b) Key management personnel remuneration	Consolidated	
	2016	2015
	\$	\$
Short-term employee benefits	187,500	618,205
Share based payments	106,250	1,608
	<u>293,750</u>	<u>619,813</u>

(c) Payables to key management personnel

Amounts payable to directors and director related entities at the end of the financial year, included in current liabilities	<u>227,500</u>	<u>333,333</u>
------------------------------------------------------------------------------------------------------------------------------	----------------	----------------

(d) Other transactions with key management personnel

There were no sale or purchase related transactions between the Group and key management personnel during the year ended 30 June 2016 (2015: nil).

(e) Other transactions with related parties

New Nevada Resources LLC and New Nevada Land LLC

In November 2013 the Group participated in a property acquisition with New Nevada Resources LLC ("NNR") and New Nevada Land LLC ("NNL"). Mr H Rushing is director of both NNR and NNL and was a director of the Company until 21 June 2016. During the year ended 30 June 2016, the Group paid NNR US\$100,000 (2015:US\$90,000) consisting of annual easement commitments and mining claims related expenses. During the year ended 30 June 2016, the Company had commitments of US\$50,000 (2015: US\$45,000) being for payment of mineral rights to NNL.

On 15 August 2015, the Company entered into a Deed of Acknowledgment with NNR whereby NNR agreed that the amount of US\$100,000 be satisfied by way of an issue of 2,739,726 shares at an issue price of \$0.05 per share. On 27 October 2015, 2,739,726 shares were issued to NNR.

Other Entities

During the year, the Company incurred the following fees to each of the following Director related entities for the provision of consulting services:

- Andrew Brice – Symtang Pty Ltd, \$8,750 was settled through the issuance of shares at an issue price of \$0.05 per share on 27 October 2015.;
- Taj Singh – TPS Consulting, \$8,750 was settled through the issuance of shares at an issue price of \$0.05 per share on 27 October 2015.;
- Mick McMullen – Wildville Enterprises Pty Ltd, \$250,000. Of this amount, \$62,500 was settled through the issuance of shares at an issue price of \$0.05 per share on 27 October 2015. The balance of \$187,500 remains unpaid as at 30 June 2016; and
- Arden Morrow - Lehigh International Inc, \$8,750 was settled through the issuance of shares at an issue price of \$0.05 per share on 27 October 2015.

NOTES TO THE FINANCIAL STATEMENTS

19. Equity-based payments	Consolidated	
	2016	2015
	\$	\$
Recognised share-based payment expenses		
Share based payments for services rendered	68,701	-
Share based payment in lieu of key management personnel remuneration	106,250	1,608
	<u>174,951</u>	<u>1,608</u>

Employee share option plan

The Company has established an Employee Share Option Plan that allows for share options to be granted to eligible employees and officers of the Company. The number of share options that can be issued under the plan cannot exceed 5% of the total number of shares on issue. The terms and conditions of the share option issued under the plan are at the discretion of the Board, however, the maximum term of the share option is five years.

Consultant options

The Company has issued equity based payments to the Directors, Chief Financial Officer, Company Secretary and other key corporate and strategic consultants to provide an incentive for their future involvement and commitment.

	2016		2015	
	Number of Options	Weighted Average Exercise Price \$	Number of Options	Weighted Average Exercise Price \$
At beginning of reporting year	10,345,535		12,901,664	
<i>Granted during the year</i>				
- 1 for 2 attaching options	9,395,880	0.10	-	-
- Lapsed	(9,925,533)	1.68	-	-
- Employee and consultant options	-		120,000	0.56
- Lapsed	-		(2,000,002)	1.80
- Lapsed	-		(400,002)	3.00
- Lapsed	-		(115,395)	1.02
- Lapsed	-		(92,912)	1.11
- Lapsed	-		(67,818)	1.02
Balance the end of reporting year	<u>9,815,882</u>		<u>10,345,535</u>	
Exercisable at end of reporting year	<u>9,815,882</u>		<u>10,345,535</u>	

NOTES TO THE FINANCIAL STATEMENTS

The following table sets out the movements in the number of options on throughout the year:

Grant date	Expiry date	Balance at start of year	Number issued during year	Number exercised during year	Number expired during year	Balance at end of year	Number exercisable at end of year
9 Sept 2013	31 Dec 2015	357,144	-	-	(357,144)	-	-
21 Oct 2013	31 Dec 2015	595,239	-	-	(595,239)	-	-
31 Oct 2013	31 Dec 2015	5,952,386	-	-	(5,952,386)	-	-
7 Nov 2013	31 Dec 2015	3,020,764	-	-	(3,020,764)	-	-
24 Dec 2013	31 Oct 2016	300,002	-	-	-	300,002	300,002
6 Jan 2015	31 Dec 2017	60,000	-	-	-	60,000	60,000
6 Jan 2015	31 Dec 2017	60,000	-	-	-	60,000	60,000
27 Oct 2015	30 Sept 2017	-	9,395,880	-	-	9,395,880	9,395,880
Total		10,345,535	9,395,880	-	(9,925,533)	9,815,882	9,815,882

The following tables set out the assumptions made in determining the fair value of the options granted:

Grant date	9 Sept 2013	21 Oct 2013	31 Oct 2013	7 Nov 2013
Type	Employee and Consultant	Employee and Consultant	Property and Mineral Rights Acquisition	Employee and Consultant
Dividend yield (%)	-	-	-	-
Expected price volatility	1.00	1.00	1.000	1.00
Risk-free interest rate (%)	2.50%	2.50%	2.50%	2.50%
Expected life of options (years)	2.31	2.19	2.17	2.15
Option exercise price	\$1.68	\$1.68	\$1.68	\$1.68
Share price at grant date	\$1.02	\$0.75	\$0.78	\$0.78
Number of options issued	357,144	595,239	5,952,386	3,020,764

Grant date	24 Dec 2013	6 Jan 2015	6 Jan 2015	27 Oct 2015
Type	Employee and Consultant	Employee and Consultant	Employee and Consultant	Free attaching options
Dividend yield (%)	-	-	-	-
Expected price volatility	1.000	1.00	1.00	1.00
Risk-free interest rate (%)	2.50%	2.50%	2.50%	2.5%
Expected life of options (years)	2.85	2.99	2.99	1.93
Option exercise price	\$1.20	\$0.51	\$0.62	\$0.10
Share price at grant date	\$0.99	\$0.07	\$0.07	0.03
Number of options issued	300,002	60,000	60,000	9,395,880

20. Auditors' Remuneration	Consolidated	
	2016	2015
	\$	\$
Amounts received or due and receivable by the auditors for:		
- Audit or review of financial reports	40,550	38,000

NOTES TO THE FINANCIAL STATEMENTS

21. Commitments

There were no outstanding commitments, which are not disclosed in the financial statements as at 30 June 2016 other than:

<i>Tenement commitments</i>	Consolidated	
	2016	2015
	\$	\$
Within 1 year	181,794	169,270
After 1 year but not more than 5 years	692,163	724,609
After more than 5 years	1,926,508	2,103,678
	<u>2,800,465</u>	<u>2,997,557</u>

On 21 June 2011, the Group exercised the option to acquire the Buena Vista Iron Ore Project, located in Nevada USA. Upon exercise of the option, the Group acquired a 100% beneficial ownership of the Project and an 80% net profits interest ("NPI").

In order to maintain the Project in good standing, the Group is required to pay the following annual rental payments to New Nevada Lands, LLC ("NNL"), RGGS Land & Minerals, Ltd ("RGGS") and New Nevada Resources, LLC ("NNR"):

NNL	
Due date	US\$ amount
1 Dec 2017	51,500
1 Dec 2018	53,045
Thereafter	+3% per annum
RGGS	
Due date	US\$ amount
1 Oct 2016-2021	35,000
1 Oct 2022-2026	150,000
1 Oct 2027	350,000
NNR	
Due Date	US\$ amount
16 Aug 2016	50,000
16 Aug 2017-2021	57,500
16 Aug 2022-2026	66,125
Thereafter	+15% on each 5 th anniversary

<i>Office rental commitments</i>	Consolidated	
	2016	2015
	\$	\$
Within 1 year	-	24,000
After 1 year but not more than 5 years	-	-
	<u>-</u>	<u>24,000</u>

22. Financial Risk Management Objectives and Policies

The Group's principal financial instruments comprise cash and short-term deposits.

The main purpose of these financial instruments is to finance the Group's operations. The Group has various other financial assets and liabilities such as trade receivables and trade payables, which arise directly from its operations. It is, and has been throughout the entire year under review, the Group's policy that no trading in financial instruments shall be undertaken.

The main risks arising from the Group's financial instruments are cash flow interest rate risk and equity price risk. Other minor risks are either summarised below or disclosed at Note 9 in the case of credit risk and Note 14 in the case of capital risk management. The Board reviews and agrees policies for managing each of these risks.

NOTES TO THE FINANCIAL STATEMENTS

Cash Flow Interest Rate Risk

The Group's exposure to the risks of changes in market interest rates relates primarily to the Group's short-term deposits with a floating interest rate. These financial assets with variable rates expose the Group to cash flow interest rate risk. All other financial assets and liabilities in the form of receivables and payables are non-interest bearing. The Group does not engage in any hedging or derivative transactions to manage interest rate risk.

The following tables set out the carrying amount by maturity of the Group's exposure to interest rate risk and the effective weighted average interest rate for each class of these financial instruments.

The Group has not entered into any hedging activities to cover interest rate risk. In regard to its interest rate risk, the Group does not have a formal policy in place to mitigate such risks.

Consolidated	Notes	Floating Interest Rate	1 year or less \$	Over 1-5 years \$	Non- interest bearing \$	Total \$
2015						
Financial assets						
Cash and cash equivalents	8	0.51%	65,696	-	86,171	151,867
Trade and other receivables	9		-	-	42,286	42,286
Total financial assets			65,696	-	128,457	194,153
Financial liabilities						
Trade and other payables	13		-	-	1,753,025	1,753,025
Total financial liabilities			-	-	1,753,025	1,753,025
Net financial assets			65,696	-	(1,624,568)	(1,558,872)

Consolidated	Notes	Floating Interest Rate	1 year or less \$	Over 1-5 years \$	Non- interest bearing \$	Total \$
2016						
Financial assets						
Cash and cash equivalents	8	-%	-	-	245,673	245,673
Trade and other receivables	9		-	-	3,449	3,449
Total financial assets			-	-	249,122	249,122
Financial liabilities						
Trade and other payables	13		-	-	647,645	647,645
Total financial liabilities			-	-	647,645	647,645
Net financial assets			-	-	(398,523)	(398,523)

NOTES TO THE FINANCIAL STATEMENTS

Interest rate sensitivity

At 30 June 2016, if interest rates had changed by 15% during the entire year with all other variables held constant, income for the year and equity would have been \$Nil lower/higher (30 June 2015: \$93), as a result of lower/higher interest income from cash and cash equivalents.

A sensitivity of 15% (15%: 2015) has been selected as this is considered reasonable given the current level of both short term and long term Australian dollar interest rates. A 15% sensitivity would move short term interest rates at 30 June 2016 from around 1.75% to 1.50% representing a 25 basis point decrease. This would represent one further decrease which is occurred on 2 August 2016. The Reserve Bank of Australia confirming that with global economic growth being at lower than average rates, market expectations are that interest rates in Australia are more likely to move down than up in subsequent periods.

Based on the sensitivity analysis only interest revenue from variable rate deposits and cash balances are impacted resulting in a decrease or increase in overall income.

Liquidity risk

The Group manages liquidity risk by maintaining sufficient cash reserves and marketable securities, and through the continuous monitoring of budgeted and actual cash flows.

	Notes	Consolidated	
		2016 \$	2015 \$
Contracted maturities of payables at 30 June			
Payable			
- less than 6 months	13	647,645	1,753,025

Commodity price risk

The Group is exposed to commodity price risk. This risk arises from its activities directed at exploration and development of mineral commodities. If commodity prices fall, the market for companies exploring for these commodities is affected. The Group does not hedge its exposures.

Foreign exchange risk

The Group has cash and cash equivalents denominated in USD of AUD \$Nil (2015: AUD \$86,171). At 30 June 2016, if USD/AUD rates had changed by 15% with all other variables held constant, loss for the year and equity would have been \$Nil lower/higher (30 June 2015: \$12,926), as a result of with change in fair value of cash and cash equivalents.

A sensitivity of 15% (15%: 2015) has been selected as this is considered reasonable given the current level of volatility in the USD/AUD rate.

Net fair values

For financial assets and liabilities, the net fair value approximates their carrying value. No financial assets and financial liabilities are readily traded on organised markets in standardised form, other than listed investments. The consolidated entity has no financial assets where carrying amount exceeds net fair values at balance date.

NOTES TO THE FINANCIAL STATEMENTS

23. Segment Information

For management purposes the group is organised into two strategic units:

- corporate head office in Australia
- mineral exploration in the United States of America

Such structural organisation is determined by the nature of risks and returns associated with each business segment and define the management structure as well as the internal reporting system. It represents the basis on which the Group reports its primary segment information to the Board.

The operating segment analysis presented in these financial statements reflects operations analysis by business. It best describes the way the group is managed and provides a meaningful insight into the business activities of the Group.

The following table presents details of revenue and operating loss by business segment as well as reconciliation between the information disclosed for reportable segments and the aggregated information in the financial statements. The information disclosed in the table below is derived directly from the internal financial reporting system used by the Board of Directors to monitor and evaluate the performance of our operating segments separately.

	Australia \$	United States \$	Total \$
Year ended 30 June 2015			
Revenue from external customers	-	-	-
Inter-segment revenue	-	-	-
Reportable segment (loss) before tax			
Continuing operations	(888,666)	-	(888,666)
Discontinued operations	-	(28,781,030)	(28,781,030)
	(888,666)	(28,781,030)	(29,669,696)
Year ended 30 June 2016			
Revenue from external customers	-	-	-
Inter-segment revenue	-	-	-
Reportable segment (loss) before tax			
Continuing operations	(485,609)	-	(485,609)
Discontinued operations	-	(7,710,828)	(7,710,828)
	(485,609)	(7,710,828)	(8,196,437)
Reportable segments assets at 30 June 2015	141,254	7,563,648	7,704,902
Reportable segments assets at 30 June 2016			
Continuing operations	249,122	-	249,122
Discontinued operations	-	1,040,154	1,040,154
	249,122	1,040,154	1,289,276
Reconciliation of reportable segment loss		2016	2015
		\$	\$
Loss before tax from continuing operations		(485,609)	(888,666)
Loss from discontinued operations		(7,710,828)	(28,781,030)
Total loss for reportable segments		(8,196,437)	(29,669,696)
Reconciliation of reportable segment assets			
Reportable segment assets		249,122	7,704,902
Assets classified as held for sale – discontinued operations		1,040,154	-
Total assets		1,289,276	7,704,902

NOTES TO THE FINANCIAL STATEMENTS

24. Subsequent Events

Capital raising

On 22 July 2016, the Company allotted 10,389,500 ordinary fully paid shares at an issue price of \$0.01 per share and issued 16,950,000 5% convertible notes at an issue price of \$0.01 per note to raise a total of \$273,395 in working capital.

Sale of Buena Vista Iron Project

On 27 September 2016 the Company announced the execution of a Binding Heads of Agreement for the sale of 100% of the issued share capital of Nevada Iron Holdings Pty Ltd (NVH) to Rhodes Investment Limited and New Nevada Resources LLC.

NVH is an Australian incorporated company and via two 100% owned US subsidiaries is the owner of the Buena Vista Iron Project (the Project).

Rhodes Investment Limited is a company incorporated in the Turks and Caicos and Mr Mick McMullen is its President. Mr McMullen is a Director of the Company and also a substantial shareholder, with a relevant interest in 5,710,000 shares.

New Nevada Resources LLC is a company incorporated in Florida USA and Mr Heath Rushing is its Managing Member. Mr Rushing resigned as director of the Company on 21 June 2016 and by virtue of 228(5) of the Corporations Act is a Related Party. In addition, Mr Rushing is a substantial shareholder of the Company having a relevant interest in 6,960,304 shares.

The proposed sale of NVH is a sale by the Company of a substantial asset to associates of Related Parties and the Company is therefore required to seek Shareholder approval for the purposes of ASX Listing Rules 10.1 and 11.2.

The consideration for the sale of NVH is as follows:

- the assumption of debt held by NVH's US subsidiaries totalling not less than \$800,000;
- a cash payment of \$100,000 at settlement;
- a cash payment of:
 - (i) US\$250,000 on commencement of iron ore production at 1Mtpa or greater from the existing Buena Vista claims (Production Payment);
 - (ii) US\$250,000 on the first anniversary of the Production Payment (First Anniversary Payment), subject to production having been continuous during the period between the Production Payment and the First Anniversary Payment; and
 - (iii) US\$250,000 on the second anniversary of the Production Payment (Second Anniversary Payment), subject to production having been continuous during the period between the Production Payment and Second Anniversary Payment,

Conditions Precedent for the Sale of the Project

Completion of the sale of NVH is conditional upon the satisfaction (or waiver) of the following conditions precedent:

- the Company's shareholders approving all resolutions required to complete the sale, in accordance with the Corporations Act and ASX Listing Rules, including the requisite related party approvals under ASX Listing Rule 10.1 and section 208 of the Corporations Act;
- the parties to the SportsHero transaction being ready, willing and able to complete the SportsHero acquisition;
- effective at settlement, all liabilities owed to Mick McMullen (and his related entities) by the Company and any of its subsidiaries (other than NVH and its subsidiaries) being assumed by the purchasing parties; and
- there being no change in the ownership structure of NVH or its subsidiaries, prior to settlement.

Spotshero agreements executed

On 27 September 2016, the Company announced the signing of the following agreements in relation to the proposed acquisition of 100% of the SportsHero business (Acquisition):

- Share Purchase Agreement - for the acquisition of 100% of the issued share capital of Sportz Hero Pty Ltd (SPA);

NOTES TO THE FINANCIAL STATEMENTS

- Share Sale Agreement – whereby SPA acquires an additional 83.33% of SportsHero Enterprise Pte Ltd (SPS), making SPS a 100% owned subsidiary of SPA. SPS is a company incorporated in Singapore and owner of the SportsHero business (collectively the Agreements).

Key terms of the Share Purchase Agreement

Subject to satisfaction of the conditions precedent (summarised below), the Company will acquire 100% of SPA in consideration for the issue of 36,000,000 Post Consolidation Shares (see below) and 72,000,000 Options each exercisable at \$0.05 each and expiring 31 August 2019.

The Company will prepare and lodge a prospectus for the issue of up to 125,000,000 Post Consolidation Shares at an issue price of not less than \$0.02 per Share to raise a minimum of \$2,500,000 plus oversubscriptions of up to a further 50,000,000 Post Consolidation Shares to raise up to a further \$1,000,000. It is, however, the Company's intention that the issue price be up to \$0.05 per share (Placement).

Following completion of the Acquisition, the Company will issue to Sunshore Holdings Pty Ltd (or its nominee) 12,500,000 Post Consolidation Shares in consideration for introducing and assisting with the Acquisition.

As required by the ASX Listing Rules, the Company will undertake a consolidation of its issued capital on the basis of one (1) Share for every two (2) Shares held (Consolidation).

Shareholder approval for the sale of NVH, the Acquisition, the Placement and Consolidation will be sought at a General Meeting which is expected to be held in November 2016.

Conditions Precedent of the Share Purchase Agreement

Completion of the acquisition of 100% of the issued capital of SPA under the Share Purchase Agreement is subject to satisfaction (or waiver) of a number of conditions, including:

- simultaneous completion under the Share Sale Agreement (see below);
- the Company obtaining all necessary Shareholder approvals required in connection with the Acquisition, including the Company's shareholders approving the change to the nature and scale of the Company's activities resulting from the Acquisition;
- the Company obtaining all necessary ASX, governmental and regulatory consents and approvals required in connection with the Acquisition;
- the Company complying with any requirements of ASX including, if necessary, receiving conditional approval to have its shares readmitted to trading on the official list of ASX and those conditions being satisfied to the reasonable satisfaction of the parties (as required by ASX Listing Rule 11.1.3);
- the Company preparing a prospectus, lodging the prospectus with the ASIC and receiving applications to meet the \$2,500,000 minimum subscription; and
- the SPA shareholders entering into restriction agreements as required by ASX.

Key terms of the Share Sale Agreement

SPA is the owner of 16.67% of SPS.

Subject to satisfaction of the conditions precedent (summarised below), SPA will acquire an additional 83.33% of SPS in consideration for the issue of 60,000,000 Post Consolidation Shares.

Conditions Precedent of the Share Sale Agreement

Completion of the acquisition of an additional 83.33% of SPS under the Share Sale Agreement is subject to satisfaction (or waiver) of the following conditions:

- simultaneous completion under the Share Purchase Agreement (see above);
- the SPS Shareholder entering into a restriction agreement as required by ASX.
- all conditions precedent under the Share Purchase Agreement being satisfied or waived .

Approval for the Acquisition, which includes a change in nature and scale of activities of the Company, will be sought at a General Meeting which is expected to be held in November 2016.

NOTES TO THE FINANCIAL STATEMENTS

Placement and Prospectus

In order to fund the Acquisition, to re-comply with Chapters 1 and 2 of the ASX Listing Rules and meet the conditions of the Agreements, the Company will conduct the Placement to raise at least \$2,500,000 (before costs). The Placement will be conducted under a full form prospectus to be prepared by the Company. The Company will also offer oversubscriptions for up to a further 50,000,000 Post Consolidation Shares to raise up to a further \$1,000,000.

On 17 August 2016 ASX granted the Company a waiver to ASX Listing Rule 2.1 condition 2 to allow the issue price of the Placement to be not less than \$0.02 per Post Consolidation Share. The waiver was granted on the condition that the Shareholders approve the Placement terms and the Consolidation. It is, however, the Company's intention that the issue price of the Placement will be up to \$0.05 per Post Consolidation Share.

Approval for the issue of Shares pursuant to the Placement will be sought at the General Meeting.

There has been no other matter or circumstance that has arisen since 30 Jun 2016 which has significantly affected, or may significantly affect, the operations of the Group, the results of those operations, or the state of affairs of the Group in subsequent financial years.

25. Contingent Liabilities and Contingent Assets

The Group does not have any contingent liabilities or assets at 30 June 2016 (2015: nil).

26. Investment in Controlled Entities

The consolidated financial statements incorporate the assets, liabilities and results of the following wholly-owned subsidiaries in accordance with the accounting policy described in note 1:

Name of Entity	Country of Incorporation	Class of Shares	Equity Holding	
			2016 %	2015 %
Nevada Iron Holdings Pty Ltd	Australia	Ordinary	100	100
Nevada Iron LLC	United States	Ordinary	100	100
Iron Horse Transportation LLC	United States	Ordinary	100	100

27. Company Details

The registered office and principal place of business of the Company is:

116 Alastair Street
Lota, QLD 4179

DIRECTORS' DECLARATION

In accordance with a resolution of the Directors of Nevada Iron Ltd, I state that:

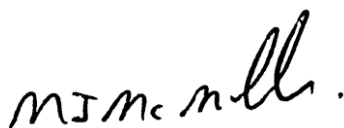
In the opinion of the Directors:

- (a) the financial statements and notes of the consolidated entity are in accordance with the Corporations Act 2001, including:
 - (i) giving a true and fair view of the consolidated entity's financial position as at 30 June 2016 and of its performance for the year ended on that date; and
 - (ii) complying with the Australian Accounting Standards (including the Australian Accounting Interpretations) and Corporations Regulations 2001; and
- (b) the financial statements and notes also comply with International Financial Reporting Standards as disclosed in note 2; and
- (c) there are reasonable grounds to believe that the company will be able to pay its debts as and when they become due and payable.

This declaration has been made after receiving the declarations required to be made to the Directors in accordance with section 295A of the Corporations Act 2001 for the financial year ended 30 June 2016.

Signed in accordance with a resolution of directors made pursuant to section 295(5)(a) of the Corporations Act 2001.

On behalf of the Board



Mick McMullen
Chairman

Dated this 30th day of September 2016

RSM Australia Partners

8 St Georges Terrace Perth WA 6000
GPO Box R1253 Perth WA 6844

T +61 (0) 8 9261 9100

F +61 (0) 8 9261 9111

www.rsm.com.au

INDEPENDENT AUDITOR'S REPORT**TO THE MEMBERS OF****NEVADA IRON LIMITED****Report on the financial report**

We have audited the accompanying financial report of Nevada Iron Limited, which comprises the statement of financial position as at 30 June 2016, the statement of comprehensive income, statement of changes in equity and statement of cash flows for the year then ended, notes comprising a summary of significant accounting policies and other explanatory information, and the directors' declaration of the consolidated entity comprising the company and the entities it controlled at the year's end or from time to time during the financial year.

Directors' responsibility for the financial report

The directors of the company are responsible for the preparation of the financial report that gives a true and fair view in accordance with Australian Accounting Standards and the *Corporations Act 2001* and for such internal control as the directors determine is necessary to enable the preparation of the financial report that is free from material misstatement, whether due to fraud or error. In Note 2, the directors also state, in accordance with Accounting Standard AASB 101 *Presentation of Financial Statements*, that the financial statements comply with *International Financial Reporting Standards*.

Auditor's responsibility

Our responsibility is to express an opinion on the financial report based on our audit. We conducted our audit in accordance with Australian Auditing Standards. These Auditing Standards require that we comply with relevant ethical requirements relating to audit engagements and plan and perform the audit to obtain reasonable assurance about whether the financial report is free from material misstatement.

An audit involves performing procedures to obtain audit evidence about the amounts and disclosures in the financial report. The procedures selected depend on the auditor's judgement, including the assessment of the risks of material misstatement of the financial report, whether due to fraud or error. In making those risk assessments, the auditor considers internal control relevant to the entity's preparation and fair presentation of the financial report in order to design audit procedures that are appropriate in the circumstances, but not for the purpose of expressing an opinion on the effectiveness of the entity's internal control. An audit also includes evaluating the appropriateness of accounting policies used and the reasonableness of accounting estimates made by the directors, as well as evaluating the overall presentation of the financial report.

We believe that the audit evidence we have obtained is sufficient and appropriate to provide a basis for our audit opinions.

Independence

In conducting our audit, we have complied with the independence requirements of the *Corporations Act 2001*. We confirm that the independence declaration required by the *Corporations Act 2001*, which has been given to the directors of Nevada Iron Limited, would be in the same terms if given to the directors as at the time of this auditor's report.

Opinion

In our opinion:

- (a) the financial report of Nevada Iron Limited is in accordance with the *Corporations Act 2001*, including:
 - (i) giving a true and fair view of the consolidated entity's financial position as at 30 June 2016 and of its performance for the year ended on that date; and
 - (ii) complying with Australian Accounting Standards and the *Corporations Regulations 2001*; and
- (b) the financial report also complies with *International Financial Reporting Standards* as disclosed in Note 2.

Emphasis of matter

Without modifying our opinion, we draw attention to Note 2 in the financial report, which indicates the consolidated entity incurred a net loss of \$8,196,437 and had cash outflows from operating activities and investing activities of \$314,701 and \$522,512 respectively for the year ended 30 June 2016. As of that date the consolidated entity had net current liabilities and net liabilities of \$167,766. These conditions, along with other matters as set forth in Note 2, indicate the existence of a material uncertainty which may cast significant doubt about the consolidated entity's ability to continue as a going concern and therefore, the consolidated entity may be unable to realise its assets and discharge its liabilities in the normal course of business.

Report on the remuneration report

We have audited the Remuneration Report contained within the directors' report for the year ended 30 June 2016. The directors of the company are responsible for the preparation and presentation of the Remuneration Report in accordance with section 300A of the *Corporations Act 2001*. Our responsibility is to express an opinion on the Remuneration Report, based on our audit conducted in accordance with Australian Auditing Standards.

Opinion

In our opinion the Remuneration Report of Nevada Iron Limited for the year ended 30 June 2016 complies with section 300A of the *Corporations Act 2001*.



RSM AUSTRALIA PARTNERS



Perth, WA
Dated: 30 September 2016

D J WALL
Partner

SHAREHOLDER INFORMATION

Additional information required by Australian Securities Exchange Limited and not shown elsewhere in this Annual Report is as follows. The information is made up to 13 September, 2016.

Distribution schedules of security holders

	Fully Paid Shares	\$1.20 Options expiring 31/10/16	\$0.51 Options expiring 31/12/17	\$0.62 Options expiring 31/12/17	\$0.10 Options expiring 30/09/17
1 -1,000	90	-	-	-	-
1,001 - 5,000	154	-	-	-	-
5,001 - 10,000	62	-	-	-	-
10,001 - 100,000	113	5	1	1	2
100,001 and over	76	1	-	-	12
Number of Holders	495	6	1	1	14

Holders of nonmarketable parcels

There are 396 fully paid ordinary shareholders who hold less than a marketable parcel of shares.

Twenty largest shareholders

The names of the twenty largest shareholders are:

	Number of shares	% Held
1 A Mehra	7,771,019	9.756%
2 Citicorp Nominees Pty Ltd	7,075,900	8.883%
3 CJ Barnett	6,831,000	8.576%
4 Wildville Enterprises Pty Ltd	5,710,000	7.169%
5 HSBC Custody Nominees (Australia) Ltd	5,095,171	6.397%
6 ABN Amro Clearing Sydney Nominees Pty Ltd	4,148,959	5.209%
7 New Nevada Resources LLC	2,739,726	3.440%
8 MRI Advisory AG	2,600,000	3.264%
9 Boveri Limited	2,600,000	3.264%
10 KM Lapping	2,600,000	3.264%
11 LD Register	2,034,332	2.554%
12 JP Morgan Nominees Australia Ltd	1,781,199	2.236%
13 Allgreen Holdings Pty Ltd	1,600,000	2.009%
14 Timriki Pty Ltd	1,500,000	1.883%
15 D Hronis	1,450,000	1.820%
16 Samuel Engineering Inc	1,097,951	1.378%
17 ZM Paul	1,000,000	1.255%
18 N & J Mitchell Holdings Pty Ltd	700,000	0.879%
19 AB Morrow	700,000	0.879%
20 H Rushing	700,000	0.879%
	59,735,257	74.994%

Restricted securities

The Company has no Restricted Securities on issue.

SHAREHOLDER INFORMATION

Unquoted equity securities

	Number on issue	Number of holders
Options to acquire fully paid shares at \$1.20 per share and expiring 31 October 2016	300,002	6
Options to acquire fully paid shares at \$0.52 per share and expiring 31 December 2017	60,000	1
Options to acquire fully paid shares at \$0.62 per share and expiring 31 December 2017	60,000	1
Options to acquire fully paid shares at \$0.10 per share and expiring 30 September 2017	9,395,880	14

Substantial shareholders

	No. of Shares Held	% of Shares Held
A Mehra – as per Form 604 lodged with ASX on 28 July 2016	10,692,288	13.42%
CJ Barnett – as per Form 604 lodged with ASX on 12 August 2016	6,831,000	8.58%
Wildville Enterprises Pty Ltd – as per Form 604 lodged with ASX on 25 July 2016	5,710,000	7.17%

On-market buy-back

There is no current on-market buy-back.

Acquisition of voting shares

No issues of securities have been approved for the purposes of Item 7 of section 611 of the Corporations Act 2001.

Voting Rights

Ordinary fully paid shares – on a show of hands, every member present in person or by proxy shall have one vote and upon a poll, each member shall have one vote per share.

Tax status

The Company is treated as a public company for taxation purposes.

Franking credits

The Company has nil franking credits.

SHAREHOLDER INFORMATION

Tenement schedule

Land Description	(acres)	Type	Patent / Claim Number	Nevada Iron Interest in Land
T24N R34E Sec 5, excl pat claims	516.49	Private Land	APN 05-211-02	100%
T24N R34E S 1/2 Sec 8	317.87	Private Land	APN 05-211-08	100%
T24N R34E N 1/2 Sec 17	317.55	Private Land	APN 05-211-10	100%
T24N R34E Sec 7 Huxley - Lambert Parcels	640.09	Private Land	APN 05-211-07	100%
	311.15	Private Land	APN 04-431-40	100%
T25N R34E Sec 31	619.60	Private Land	Various	100% - Mineral rights
T25N R34E Sec 33	640.00	Private Land	Various	100% - Mineral rights
T25N R34E Sec 3	626.40	Private Land	Various	100% - Mineral rights
T25N R34E Sec 5 excl .23 ac	626.37	Private Land	Various	100% - Mineral rights
T25N R34E Sec 7	613.20	Private Land	Various	100% - Mineral rights
T25N R34E W 1/2 Sec 11	320.00	Private Land	Various	100% - Mineral rights
T25N R34E Sec 17	640.00	Private Land	Various	100% - Mineral rights
T25N R34E Sec 21	640.00	Private Land	Various	100% - Mineral rights
T25N R34E NW 1/4 Sec 23	160.00	Private Land	Various	100% - Mineral rights
T25N R34E W 1/2 Sec 27	320.00	Private Land	Various	100% - Mineral rights
Albitross	13.75	Patented Mining Claim	33482	100% - Lease from RGGS
Wyoming	20.21	Patented Mining Claim	33482	100% - Lease from RGGS
Rover	20.63	Patented Mining Claim	33482	100% - Lease from RGGS
Cactus	19.98	Patented Mining Claim	33482	100% - Lease from RGGS
Iron Mountain 15	20.55	Patented Mining Claim	27-72-0040	100% of lease of 50% Undivided
Iron Mountain 14	20.55	Patented Mining Claim	27-72-0040	100% of lease of 50% Undivided
Iron Mountain 13	20.55	Patented Mining Claim	27-72-0040	100% of lease of 50% Undivided
Iron Mountain 12	20.55	Patented Mining Claim	27-72-0040	100% of lease of 50% Undivided
Iron Mountain 7	20.55	Patented Mining Claim	27-72-0040	100% of lease of 50% Undivided
Iron Mountain 6	19.81	Patented Mining Claim	27-72-0040	100% of lease of 50% Undivided
Iron Mountain 5	17.03	Patented Mining Claim	27-72-0040	100% of lease of 50% Undivided
Iron Mountain 4	20.33	Patented Mining Claim	27-85-0028	100% of lease of 50% Undivided
Iron Mountain 10	15.72	Patented Mining Claim	27-85-0028	100% - Lease from RGGS
Iron Mountain 1	18.24	Patented Mining Claim	27-72-0041	100% - Lease from RGGS
Wild Horse	16.88	Patented Mining Claim	33481	100% - Lease from RGGS
Iron Mountain 2	13.99	Patented Mining Claim	27-72-0041	100% - Lease from RGGS
Iron Mountain 3	2.45	Patented Mining Claim	27-72-0041	100% - Lease from RGGS
Pennsylvania	20.43	Patented Mining Claim	33481	100% - Lease from RGGS
Locomotive	20.42	Patented Mining Claim	33481	100% - Lease from RGGS
Iron Mountain	20.59	Patented Mining Claim	33481	100% - Lease from RGGS

SHAREHOLDER INFORMATION

Fairview	19.58	Patented Mining Claim	33481	100% - Lease from RGGS
Seagull	19.23	Patented Mining Claim	33483	100% - Lease from RGGS
Pelican	19.31	Patented Mining Claim	33483	100% - Lease from RGGS
Iron Horse	15.77	Patented Mining Claim	33481	100% - Lease from RGGS
Iron Horse 2	20.19	Patented Mining Claim	27-72-0041	100% - Lease from RGGS
Chancellor	18.49	Patented Mining Claim	33481	100% - Lease from RGGS
Desert View 4	8.48	Patented Mining Claim	27-72-0041	100% - Lease from RGGS
Badger	20.20	Patented Mining Claim	33484	100% - Lease from RGGS
Badger 1	13.74	Patented Mining Claim	27-72-0041	100% - Lease from RGGS
Badger 2	2.26	Patented Mining Claim	27-72-0041	100% - Lease from RGGS
Pelican 1	18.49	Patented Mining Claim	27-72-0041	100% - Lease from RGGS
Mountain Top 1	13.79	Patented Mining Claim	27-72-0041	100% - Lease from RGGS
Desert View	13.60	Patented Mining Claim	33481	100% - Lease from RGGS
Desert View 1	18.08	Patented Mining Claim	27-72-0041	100% - Lease from RGGS
Desert View 5	10.00	Patented Mining Claim	27-72-0041	100% - Lease from RGGS
Pelican 3	16.65	Patented Mining Claim	27-72-0041	100% - Lease from RGGS
Mountain Top 2	19.15	Patented Mining Claim	27-72-0041	100% - Lease from RGGS
Mountain Top	19.54	Patented Mining Claim	33481	100% - Lease from RGGS
Desert View 2	20.60	Patented Mining Claim	27-72-0041	100% - Lease from RGGS
Desert View 3	13.59	Patented Mining Claim	27-72-0041	100% - Lease from RGGS
Desert View 6	20.08	Patented Mining Claim	27-72-0041	100% - Lease from RGGS
Mountain Top 3	19.63	Patented Mining Claim	27-72-0041	100% - Lease from RGGS
Mountain Top 4	19.25	Patented Mining Claim	27-72-0041	100% - Lease from RGGS
Star 1	13.64	Patented Mining Claim	27-72-0041	100% - Lease from RGGS
Star 3	20.43	Patented Mining Claim	27-72-0041	100% - Lease from RGGS
KMD 1	13.45	Load Claim	NMC956471	100%
KMD 2	19.98	Load Claim	NMC956472	100%
KMD 3	20.61	Load Claim	NMC956473	100%
KMD 4	20.66	Load Claim	NMC956474	100%
KMD 5	20.66	Load Claim	NMC956475	100%
KMD 6	20.66	Load Claim	NMC956476	100%
KMD 7	20.66	Load Claim	NMC956477	100%
KMD 8	5.85	Load Claim	NMC956478	100%
KMD 9	19.32	Load Claim	NMC956479	100%
KMD 10	19.68	Load Claim	NMC1049632	100%
KMD 11	18.83	Load Claim	NMC956481	100%
KMD 12	18.87	Load Claim	NMC956482	100%
KMD 13	18.92	Load Claim	NMC956483	100%
KMD 14	19.07	Load Claim	NMC956484	100%
KMD 15	16.98	Load Claim	NMC956485	100%
KMD 16	19.33	Load Claim	NMC956486	100%
KMD 17	19.21	Load Claim	NMC956487	100%
KMD 18	20.01	Load Claim	NMC956488	100%
KMD 19	20.66	Load Claim	NMC956489	100%

SHAREHOLDER INFORMATION

KMD 20	15.39	Load Claim	NMC956490	100%
KMD 21	20.66	Load Claim	NMC956491	100%
KMD 22	20.66	Load Claim	NMC956492	100%
KMD 23	20.66	Load Claim	NMC956493	100%
KMD 24	20.66	Load Claim	NMC956494	100%
KMD 25	20.66	Load Claim	NMC956495	100%
KMD 26	20.66	Load Claim	NMC956496	100%
KMD 27	20.66	Load Claim	NMC956497	100%
KMD 28	20.66	Load Claim	NMC956498	100%
KMD 29	20.66	Load Claim	NMC956499	100%
KMD 30	20.66	Load Claim	NMC956500	100%
KMD 31	20.66	Load Claim	NMC956501	100%
KMD 32	20.66	Load Claim	NMC956502	100%
KMD 33	20.66	Load Claim	NMC956503	100%
KMD 34	20.66	Load Claim	NMC956504	100%
KMD 35	20.66	Load Claim	NMC956505	100%
KMD 36	20.66	Load Claim	NMC956506	100%
KMD 37	20.66	Load Claim	NMC956507	100%
KMD 38	20.66	Load Claim	NMC956508	100%
KMD 39	20.66	Load Claim	NMC956509	100%
KMD 40	20.66	Load Claim	NMC956510	100%
KMD 41	20.66	Load Claim	NMC956511	100%
KMD 42	20.66	Load Claim	NMC956512	100%
KMD 43	20.66	Load Claim	NMC956513	100%
KMD 44	20.66	Load Claim	NMC956514	100%
KMD 45	20.66	Load Claim	NMC956515	100%
KMD 46	20.66	Load Claim	NMC956516	100%
KMD 47	20.66	Load Claim	NMC956517	100%
KMD 48	20.66	Load Claim	NMC956518	100%
KMD 49	20.66	Load Claim	NMC956519	100%
KMD 50	20.66	Load Claim	NMC956520	100%
KMD 51	20.66	Load Claim	NMC956521	100%
KMD 52	20.66	Load Claim	NMC956522	100%
KMD 53	20.66	Load Claim	NMC956523	100%
KMD 54	20.66	Load Claim	NMC956524	100%
KMD 55	20.66	Load Claim	NMC956525	100%
KMD 56	20.66	Load Claim	NMC956526	100%
KMD 57	9.65	Load Claim	NMC1049633	100%
KMD 58	4.68	Load Claim	NMC1049634	100%
KMD 59	20.66	Load Claim	NMC979428	100%
KMD 60	12.57	Load Claim	NMC979429	100%
KMD 61	20.66	Load Claim	NMC979430	100%
KMD 62	14.05	Load Claim	NMC979431	100%
KMD 63	20.66	Load Claim	NMC979432	100%

SHAREHOLDER INFORMATION

KMD 64	8.55	Load Claim	NMC979433	100%
KMD 65	20.66	Load Claim	NMC979434	100%
KMD 66	8.46	Load Claim	NMC979435	100%
KMD 67	20.66	Load Claim	NMC979436	100%
KMD 68	12.68	Load Claim	NMC979437	100%
KMD 69	20.66	Load Claim	NMC979438	100%
KMD 70	9.74	Load Claim	NMC979439	100%
NvFe 1	18.78	Load Claim	NMC1045283	100%
NvFe 2	20.36	Load Claim	NMC1045284	100%
NvFe 3	18.16	Load Claim	NMC1045285	100%
NvFe 4	18.02	Load Claim	NMC1045286	100%
NvFe 5	17.88	Load Claim	NMC1045287	100%
NvFe 6	17.74	Load Claim	NMC1045288	100%
NvFe 7	17.59	Load Claim	NMC1045289	100%
NvFe 8	15.01	Load Claim	NMC1045290	100%
NvFe 9	20.66	Load Claim	NMC1068429	100%
NvFe 10	20.66	Load Claim	NMC1068430	100%
NvFe 11	20.66	Load Claim	NMC1068431	100%
NvFe 12	20.66	Load Claim	NMC1068432	100%
NvFe 13	20.66	Load Claim	NMC1068433	100%
NvFe 14	20.66	Load Claim	NMC1068434	100%
NvFe 15	20.66	Load Claim	NMC1068435	100%
NvFe 16	20.66	Load Claim	NMC1068436	100%
NvFe 17	20.66	Load Claim	NMC1068437	100%
NvFe 18	17.46	Load Claim	NMC1068438	100%
NvFe 19	16.93	Load Claim	NMC1068439	100%
NvFe 20	6.13	Load Claim	NMC1075996	100%
NvFe 21	11.26	Load Claim	NMC1075997	100%
NvFe 22	9.53	Load Claim	NMC1075998	100%
NvFe 23	12.61	Load Claim	NMC1075999	100%
NvFe 24	20.66	Load Claim	NMC1076000	100%
NvFe 25	20.66	Load Claim	NMC1076001	100%
NvFe 26	20.66	Load Claim	NMC1076002	100%
NvFe 27	20.66	Load Claim	NMC1076003	100%
NvFe 28	20.66	Load Claim	NMC1076004	100%
NvFe 29	20.66	Load Claim	NMC1076005	100%
NvFe 30	20.66	Load Claim	NMC1076006	100%
NvFe 31	20.66	Load Claim	NMC1076007	100%
NvFe 32	20.66	Load Claim	NMC1076008	100%
NvFe 33	20.66	Load Claim	NMC1076009	100%
NvFe 34	20.66	Load Claim	NMC1076010	100%
NvFe 35	20.66	Load Claim	NMC1076011	100%
NvFe 36	20.66	Load Claim	NMC1076012	100%
NvFe 37	20.66	Load Claim	NMC1076013	100%

SHAREHOLDER INFORMATION

NvFe 38	20.66	Load Claim	NMC1076014	100%
NvFe 39	20.66	Load Claim	NMC1076015	100%
NvFe 40	20.66	Load Claim	NMC1076016	100%
NvFe 41	20.66	Load Claim	NMC1076017	100%
NvFe 42	20.66	Load Claim	NMC1076018	100%
NvFe 43	20.66	Load Claim	NMC1076019	100%
NvFe 44	20.66	Load Claim	NMC1076020	100%
NvFe 45	20.66	Load Claim	NMC1076021	100%
NvFe 46	17.41	Load Claim	NMC1076022	100%
NvFe 47	20.66	Load Claim	NMC1076023	100%
NvFe 48	16.84	Load Claim	NMC1076024	100%
NvFe 49	20.66	Load Claim	NMC1076025	100%
NvFe 50	16.73	Load Claim	NMC1076026	100%
NvFe 51	20.66	Load Claim	NMC1076027	100%
NvFe 52	16.62	Load Claim	NMC1076028	100%
NvFe 53	20.66	Load Claim	NMC1076029	100%
NvFe 54	16.51	Load Claim	NMC1076030	100%
NvFe 55	20.66	Load Claim	NMC1076031	100%
NvFe 56	16.40	Load Claim	NMC1076032	100%
NvFe 57	20.66	Load Claim	NMC1076033	100%
NvFe 58	16.29	Load Claim	NMC1076034	100%
NvFe 59	20.66	Load Claim	NMC1076035	100%
NvFe 60	16.18	Load Claim	NMC1076036	100%
NvFe 61	20.66	Load Claim	NMC1076037	100%
NvFe 62	16.07	Load Claim	NMC1076038	100%
NvFe 63	20.66	Load Claim	NMC1076039	100%
NvFe 64	15.96	Load Claim	NMC1076040	100%
NvFe 65	8.21	Load Claim	NMC1076041	100%
NvFe 66	8.43	Load Claim	NMC1076042	100%
NvFe 67	9.12	Load Claim	NMC1076043	100%
NvFe 68	9.82	Load Claim	NMC1076044	100%
NvFe 69	20.66	Load Claim	NMC1076045	100%
NvFe 70	20.66	Load Claim	NMC1076046	100%
NvFe 71	20.66	Load Claim	NMC1076047	100%
NvFe 72	20.66	Load Claim	NMC1076048	100%
NvFe 73	20.66	Load Claim	NMC1076049	100%
NvFe 74	20.66	Load Claim	NMC1076050	100%
NvFe 75	20.66	Load Claim	NMC1076051	100%
NvFe 76	20.66	Load Claim	NMC1076052	100%
NvFe 77	20.66	Load Claim	NMC1076053	100%
NvFe 78	20.66	Load Claim	NMC1076054	100%
NvFe 79	20.66	Load Claim	NMC1076055	100%
NvFe 80	20.66	Load Claim	NMC1076056	100%
NvFe 81	20.66	Load Claim	NMC1076057	100%

SHAREHOLDER INFORMATION

NvFe 82	20.66	Load Claim	NMC1076058	100%
NvFe 83	20.66	Load Claim	NMC1076059	100%
NvFe 84	20.66	Load Claim	NMC1076060	100%
NvFe 85	20.66	Load Claim	NMC1076061	100%
NvFe 86	20.66	Load Claim	NMC1076062	100%
NvFe 87	20.66	Load Claim	NMC1076063	100%
NvFe 88	20.66	Load Claim	NMC1076064	100%
NvFe 89	20.66	Load Claim	NMC1076065	100%
NvFe 90	20.59	Load Claim	NMC1076066	100%
NvFe 91	20.66	Load Claim	NMC1076067	100%
NvFe 92	20.45	Load Claim	NMC1076068	100%
NvFe 93	20.66	Load Claim	NMC1076069	100%
NvFe 94	20.34	Load Claim	NMC1076070	100%
NvFe 95	20.66	Load Claim	NMC1076071	100%
NvFe 96	20.23	Load Claim	NMC1076072	100%
NvFe 97	20.66	Load Claim	NMC1076073	100%
NvFe 98	20.12	Load Claim	NMC1076074	100%
NvFe 99	20.66	Load Claim	NMC1076075	100%
NvFe 100	20.01	Load Claim	NMC1076076	100%
NvFe 101	20.66	Load Claim	NMC1076077	100%
NvFe 102	19.90	Load Claim	NMC1076078	100%
NvFe 103	20.66	Load Claim	NMC1076079	100%
NvFe 104	20.62	Load Claim	NMC1076080	100%
NvFe 105	20.66	Load Claim	NMC1076081	100%
NvFe 106	20.66	Load Claim	NMC1076082	100%
NvFe 108	1.36	Load Claim	NMC1076083	100%
NvFe 109	19.28	Load Claim	NMC1076084	100%
NvFe 110	18.68	Load Claim	NMC1076085	100%
NvFe 111	20.66	Load Claim	NMC1076086	100%
NvFe 112	20.66	Load Claim	NMC1076087	100%
NvFe 113	17.78	Load Claim	NMC1076088	100%
NvFe 114	20.66	Load Claim	NMC1076089	100%
NvFe 115	20.66	Load Claim	NMC1076090	100%
IM 101	18.16	Load Claim	1084094	100% - Lease from NNR
IM 102	20.66	Load Claim	1084095	100% - Lease from NNR
IM 103	18.22	Load Claim	1084096	100% - Lease from NNR
IM 104	20.66	Load Claim	1084097	100% - Lease from NNR
IM 105	18.29	Load Claim	1084098	100% - Lease from NNR
IM 106	20.66	Load Claim	1084099	100% - Lease from NNR
IM 107	18.35	Load Claim	1084100	100% - Lease from NNR
IM 108	20.66	Load Claim	1084101	100% - Lease from NNR
IM 109	18.74	Load Claim	1084102	100% - Lease from NNR
IM 110	20.66	Load Claim	1084103	100% - Lease from NNR
IM 111	20.66	Load Claim	1084104	100% - Lease from NNR

SHAREHOLDER INFORMATION

IM 112	20.66	Load Claim	1084105	100% - Lease from NNR
IM 113	20.66	Load Claim	1084106	100% - Lease from NNR
IM 114	20.66	Load Claim	1084107	100% - Lease from NNR
IM 115	20.66	Load Claim	1084108	100% - Lease from NNR
IM 116	20.66	Load Claim	1084109	100% - Lease from NNR
IM 117	20.66	Load Claim	1084110	100% - Lease from NNR
IM 118	20.66	Load Claim	1084111	100% - Lease from NNR
IM 119	20.66	Load Claim	1084112	100% - Lease from NNR
IM 120	20.66	Load Claim	1084113	100% - Lease from NNR
IM 121	20.66	Load Claim	1084114	100% - Lease from NNR
IM 122	20.66	Load Claim	1084115	100% - Lease from NNR
IM 123	20.66	Load Claim	1084116	100% - Lease from NNR
IM 124	20.66	Load Claim	1084117	100% - Lease from NNR
IM 125	20.66	Load Claim	1084118	100% - Lease from NNR
IM 126	20.66	Load Claim	1084119	100% - Lease from NNR
IM 127	20.17	Load Claim	1084120	100% - Lease from NNR
IM 128	20.66	Load Claim	1084121	100% - Lease from NNR
IM 129	19.10	Load Claim	1084122	100% - Lease from NNR
IM 130	20.66	Load Claim	1084123	100% - Lease from NNR
IM 131	19.14	Load Claim	1084124	100% - Lease from NNR
IM 132	20.66	Load Claim	1084125	100% - Lease from NNR
IM 133	19.18	Load Claim	1084126	100% - Lease from NNR
IM 134	20.66	Load Claim	1084127	100% - Lease from NNR
IM 135	19.21	Load Claim	1084128	100% - Lease from NNR
IM 136	20.66	Load Claim	1084129	100% - Lease from NNR
IM 137	20.45	Load Claim	1084130	100% - Lease from NNR
IM 138	20.66	Load Claim	1084131	100% - Lease from NNR
IM 139	20.66	Load Claim	1084132	100% - Lease from NNR
IM 140	20.66	Load Claim	1084133	100% - Lease from NNR
IM 141	20.66	Load Claim	1084134	100% - Lease from NNR
IM 142	20.66	Load Claim	1084135	100% - Lease from NNR
IM 143	20.66	Load Claim	1084136	100% - Lease from NNR
IM 144	20.66	Load Claim	1084137	100% - Lease from NNR
IM 145	20.66	Load Claim	1084138	100% - Lease from NNR
IM 146	20.66	Load Claim	1084139	100% - Lease from NNR
IM 147	20.66	Load Claim	1084140	100% - Lease from NNR
IM 148	20.66	Load Claim	1084141	100% - Lease from NNR
IM 149	20.66	Load Claim	1084142	100% - Lease from NNR
IM 150	20.66	Load Claim	1084143	100% - Lease from NNR
IM 151	20.66	Load Claim	1084144	100% - Lease from NNR
IM 152	20.66	Load Claim	1084145	100% - Lease from NNR
IM 153	20.66	Load Claim	1084146	100% - Lease from NNR
IM 154	20.66	Load Claim	1084147	100% - Lease from NNR
IM 155	20.66	Load Claim	1084148	100% - Lease from NNR

SHAREHOLDER INFORMATION

IM 156	20.66	Load Claim	1084149	100% - Lease from NNR
IM 157	20.66	Load Claim	1084150	100% - Lease from NNR
IM 158	20.66	Load Claim	1084151	100% - Lease from NNR
IM 159	20.66	Load Claim	1084152	100% - Lease from NNR
IM 160	20.66	Load Claim	1084153	100% - Lease from NNR
IM 161	20.66	Load Claim	1084154	100% - Lease from NNR
IM 162	20.66	Load Claim	1084155	100% - Lease from NNR
IM 163	20.66	Load Claim	1084156	100% - Lease from NNR
IM 164	20.66	Load Claim	1084157	100% - Lease from NNR
IM 165	20.66	Load Claim	1084158	100% - Lease from NNR
IM 166	20.66	Load Claim	1084159	100% - Lease from NNR
IM 167	20.66	Load Claim	1084160	100% - Lease from NNR
IM 168	20.66	Load Claim	1084161	100% - Lease from NNR
IM 169	20.66	Load Claim	1084162	100% - Lease from NNR
IM 170	20.66	Load Claim	1084163	100% - Lease from NNR
IM 171	20.66	Load Claim	1084164	100% - Lease from NNR
IM 172	20.66	Load Claim	1084165	100% - Lease from NNR
IM 173	20.66	Load Claim	1084166	100% - Lease from NNR
IM 174	20.66	Load Claim	1084167	100% - Lease from NNR
IM 175	20.66	Load Claim	1084168	100% - Lease from NNR
IM 176	20.66	Load Claim	1084169	100% - Lease from NNR
IM 177	20.66	Load Claim	1084170	100% - Lease from NNR
IM 178	20.66	Load Claim	1084171	100% - Lease from NNR
IM 179	20.66	Load Claim	1084172	100% - Lease from NNR
IM 180	20.66	Load Claim	1084173	100% - Lease from NNR
IM 181	9.24	Load Claim	1084174	100% - Lease from NNR
IM 182	17.88	Load Claim	1084175	100% - Lease from NNR
IM 183	10.45	Load Claim	1084176	100% - Lease from NNR
IM 184	20.66	Load Claim	1084177	100% - Lease from NNR
IM 185	6.91	Load Claim	1084178	100% - Lease from NNR
IM 186	20.66	Load Claim	1084179	100% - Lease from NNR
IM 187	2.18	Load Claim	1084180	100% - Lease from NNR
IM 188	20.66	Load Claim	1084181	100% - Lease from NNR
IM 189	2.18	Load Claim	1084182	100% - Lease from NNR
IM 190	20.66	Load Claim	1084183	100% - Lease from NNR
IM 191	19.34	Load Claim	1084184	100% - Lease from NNR
IM 192	20.66	Load Claim	1084185	100% - Lease from NNR
IM 193	20.66	Load Claim	1084186	100% - Lease from NNR
IM 194	20.66	Load Claim	1084187	100% - Lease from NNR
IM 195	20.66	Load Claim	1084188	100% - Lease from NNR
IM 196	20.66	Load Claim	1084189	100% - Lease from NNR
IM 197	20.66	Load Claim	1084190	100% - Lease from NNR
IM 198	20.66	Load Claim	1084191	100% - Lease from NNR
IM 199	20.66	Load Claim	1084192	100% - Lease from NNR

SHAREHOLDER INFORMATION

IM 200	20.66	Load Claim	1084193	100% - Lease from NNR
IM 201	20.66	Load Claim	1084194	100% - Lease from NNR
IM 202	20.66	Load Claim	1084195	100% - Lease from NNR
IM 203	20.66	Load Claim	1084196	100% - Lease from NNR
IM 204	20.66	Load Claim	1084197	100% - Lease from NNR
IM 205	20.66	Load Claim	1084198	100% - Lease from NNR
IM 206	20.66	Load Claim	1084199	100% - Lease from NNR
IM 207	20.66	Load Claim	1084200	100% - Lease from NNR
IM 208	20.66	Load Claim	1084201	100% - Lease from NNR
IM 209	20.66	Load Claim	1084202	100% - Lease from NNR
IM 210	20.66	Load Claim	1084203	100% - Lease from NNR
IM 211	20.66	Load Claim	1084204	100% - Lease from NNR
IM 212	20.66	Load Claim	1084205	100% - Lease from NNR
IM 213	20.66	Load Claim	1084206	100% - Lease from NNR
IM 214	20.66	Load Claim	1084207	100% - Lease from NNR
IM 215	20.66	Load Claim	1084208	100% - Lease from NNR
IM 216	20.66	Load Claim	1084209	100% - Lease from NNR
IM 217	20.66	Load Claim	1084210	100% - Lease from NNR
IM 218	20.66	Load Claim	1084211	100% - Lease from NNR
IM 219	20.66	Load Claim	1084212	100% - Lease from NNR
IM 220	20.66	Load Claim	1084213	100% - Lease from NNR
IM 221	20.66	Load Claim	1084214	100% - Lease from NNR
IM 222	20.66	Load Claim	1084215	100% - Lease from NNR
IM 223	20.66	Load Claim	1084216	100% - Lease from NNR
IM 224	20.66	Load Claim	1084217	100% - Lease from NNR
IM 225	20.66	Load Claim	1084218	100% - Lease from NNR
IM 226	20.66	Load Claim	1084219	100% - Lease from NNR
IM 227	20.66	Load Claim	1084220	100% - Lease from NNR
IM 228	20.66	Load Claim	1084221	100% - Lease from NNR
IM 229	20.66	Load Claim	1084222	100% - Lease from NNR
IM 230	20.66	Load Claim	1084223	100% - Lease from NNR
IM 231	20.66	Load Claim	1084224	100% - Lease from NNR
IM 232	20.66	Load Claim	1084225	100% - Lease from NNR
IM 233	20.66	Load Claim	1084226	100% - Lease from NNR
IM 234	20.66	Load Claim	1084227	100% - Lease from NNR
IM 235	6.89	Load Claim	1084228	100% - Lease from NNR
IM 236	6.89	Load Claim	1084229	100% - Lease from NNR
IM 237	13.43	Load Claim	1084230	100% - Lease from NNR
IM 238	2.53	Load Claim	1084231	100% - Lease from NNR
IM 239	10.04	Load Claim	1084232	100% - Lease from NNR
IM 240	19.62	Load Claim	1084233	100% - Lease from NNR
IM 241	10.12	Load Claim	1084234	100% - Lease from NNR
IM 242	20.66	Load Claim	1084235	100% - Lease from NNR
IM 243	10.20	Load Claim	1084236	100% - Lease from NNR

SHAREHOLDER INFORMATION

IM 244	20.66	Load Claim	1084237	100% - Lease from NNR
IM 245	10.27	Load Claim	1084238	100% - Lease from NNR
IM 246	20.66	Load Claim	1084239	100% - Lease from NNR
IM 247	10.35	Load Claim	1084240	100% - Lease from NNR
IM 248	20.66	Load Claim	1084241	100% - Lease from NNR
IM 249	10.42	Load Claim	1084242	100% - Lease from NNR
IM 250	20.66	Load Claim	1084243	100% - Lease from NNR
IM 251	10.50	Load Claim	1084244	100% - Lease from NNR
IM 252	20.66	Load Claim	1084245	100% - Lease from NNR
IM 253	10.57	Load Claim	1084246	100% - Lease from NNR
IM 254	20.66	Load Claim	1084247	100% - Lease from NNR
IM 255	18.00	Load Claim	1084248	100% - Lease from NNR
IM 256	20.66	Load Claim	1084249	100% - Lease from NNR
IM 257	20.66	Load Claim	1084250	100% - Lease from NNR
IM 258	20.66	Load Claim	1084251	100% - Lease from NNR
IM 259	20.66	Load Claim	1084252	100% - Lease from NNR
IM 260	20.66	Load Claim	1084253	100% - Lease from NNR
IM 261	20.66	Load Claim	1084254	100% - Lease from NNR
IM 262	20.66	Load Claim	1084255	100% - Lease from NNR
IM 263	20.66	Load Claim	1084256	100% - Lease from NNR
IM 264	20.66	Load Claim	1084257	100% - Lease from NNR
IM 265	20.66	Load Claim	1084258	100% - Lease from NNR
IM 266	20.66	Load Claim	1084259	100% - Lease from NNR
IM 267	20.66	Load Claim	1084260	100% - Lease from NNR
IM 268	20.66	Load Claim	1084261	100% - Lease from NNR
IM 269	20.66	Load Claim	1084262	100% - Lease from NNR
IM 270	20.66	Load Claim	1084263	100% - Lease from NNR
IM 271	20.66	Load Claim	1084264	100% - Lease from NNR
IM 272	20.66	Load Claim	1084265	100% - Lease from NNR
IM 273	20.66	Load Claim	1084266	100% - Lease from NNR
IM 274	20.66	Load Claim	1084267	100% - Lease from NNR
IM 275	20.66	Load Claim	1084268	100% - Lease from NNR
IM 276	20.66	Load Claim	1084269	100% - Lease from NNR
IM 277	20.66	Load Claim	1084270	100% - Lease from NNR
IM 278	20.66	Load Claim	1084271	100% - Lease from NNR
IM 279	19.65	Load Claim	1084272	100% - Lease from NNR
IM 280	20.66	Load Claim	1084273	100% - Lease from NNR
IM 281	16.42	Load Claim	1084274	100% - Lease from NNR
IM 282	20.66	Load Claim	1084275	100% - Lease from NNR
IM 283	5.50	Load Claim	1084276	100% - Lease from NNR
IM 284	6.89	Load Claim	1084277	100% - Lease from NNR
IM 285	19.64	Load Claim	1084278	100% - Lease from NNR
IM 286	20.66	Load Claim	1084279	100% - Lease from NNR
IM 287	20.66	Load Claim	1084280	100% - Lease from NNR

SHAREHOLDER INFORMATION

IM 288	20.66	Load Claim	1084281	100% - Lease from NNR
IM 289	20.66	Load Claim	1084282	100% - Lease from NNR
IM 290	20.66	Load Claim	1084283	100% - Lease from NNR
IM 291	14.72	Load Claim	1084284	100% - Lease from NNR
IM 292	15.41	Load Claim	1084285	100% - Lease from NNR
IM 293	19.51	Load Claim	1084286	100% - Lease from NNR
IM 294	13.44	Load Claim	1084287	100% - Lease from NNR
IM 295	12.07	Load Claim	1084288	100% - Lease from NNR
IM 296	8.34	Load Claim	1084289	100% - Lease from NNR
IM 297	3.36	Load Claim	1084290	100% - Lease from NNR
IM 298	20.66	Load Claim	1084291	100% - Lease from NNR
IM 299	20.66	Load Claim	1084292	100% - Lease from NNR
IM 300	20.66	Load Claim	1084293	100% - Lease from NNR
IM 301	20.66	Load Claim	1084294	100% - Lease from NNR
IM 302	20.66	Load Claim	1084295	100% - Lease from NNR
IM 303	20.66	Load Claim	1084296	100% - Lease from NNR
IM 304	20.66	Load Claim	1084297	100% - Lease from NNR
IM 305	20.66	Load Claim	1084298	100% - Lease from NNR
IM 306	14.05	Load Claim	1084299	100% - Lease from NNR
IM 307	5.95	Load Claim	1084300	100% - Lease from NNR
IM 308	7.93	Load Claim	1084301	100% - Lease from NNR
IM 309	9.01	Load Claim	1084302	100% - Lease from NNR
IM 310	12.06	Load Claim	1084303	100% - Lease from NNR
IM 311	12.53	Load Claim	1084304	100% - Lease from NNR
IM 312	3.69	Load Claim	1084305	100% - Lease from NNR
IM 313	13.76	Load Claim	1084306	100% - Lease from NNR
IM 314	14.35	Load Claim	1084307	100% - Lease from NNR
IM 315	12.83	Load Claim	1084308	100% - Lease from NNR
IM 316	14.35	Load Claim	1084309	100% - Lease from NNR
IM 317	3.44	Load Claim	1084310	100% - Lease from NNR
IM 318	7.71	Load Claim	1084311	100% - Lease from NNR
IM 319	5.21	Load Claim	1084312	100% - Lease from NNR
IM 320	18.01	Load Claim	1084313	100% - Lease from NNR
IM 321	19.13	Load Claim	1084314	100% - Lease from NNR
IM 322	19.05	Load Claim	1084315	100% - Lease from NNR
IM 323	18.96	Load Claim	1084316	100% - Lease from NNR
IM 324	18.88	Load Claim	1084317	100% - Lease from NNR
IM 325	18.79	Load Claim	1084318	100% - Lease from NNR
IM 326	18.71	Load Claim	1084319	100% - Lease from NNR
IM 327	18.62	Load Claim	1084320	100% - Lease from NNR
IM 328	17.12	Load Claim	1084321	100% - Lease from NNR
IM 329	15.60	Load Claim	1084322	100% - Lease from NNR
IM 330	20.66	Load Claim	1084323	100% - Lease from NNR
IM 331	20.66	Load Claim	1084324	100% - Lease from NNR

SHAREHOLDER INFORMATION

IM 332	20.66	Load Claim	1084325	100% - Lease from NNR
IM 333	20.66	Load Claim	1084326	100% - Lease from NNR
IM 334	20.66	Load Claim	1084327	100% - Lease from NNR
IM 335	20.66	Load Claim	1084328	100% - Lease from NNR
IM 336	20.66	Load Claim	1084329	100% - Lease from NNR
IM 337	20.66	Load Claim	1084330	100% - Lease from NNR
IM 338	3.38	Load Claim	1084331	100% - Lease from NNR
IM 339	9.01	Load Claim	1084332	100% - Lease from NNR
IM 340	14.85	Load Claim	1084333	100% - Lease from NNR
IM 341	16.92	Load Claim	1084334	100% - Lease from NNR
IM 342	20.19	Load Claim	1084335	100% - Lease from NNR
IM 343	14.44	Load Claim	1084336	100% - Lease from NNR
IM 344	16.21	Load Claim	1084337	100% - Lease from NNR
IM 345	16.56	Load Claim	1084338	100% - Lease from NNR
IM 346	10.10	Load Claim	1084339	100% - Lease from NNR
IM 383	19.12	Load Claim	1084376	100% - Lease from NNR
IM 384	19.96	Load Claim	1084377	100% - Lease from NNR
IM 385	19.87	Load Claim	1084378	100% - Lease from NNR
IM 386	19.77	Load Claim	1084379	100% - Lease from NNR
IM 387	19.68	Load Claim	1084380	100% - Lease from NNR
IM 388	19.58	Load Claim	1084381	100% - Lease from NNR
IM 389	19.47	Load Claim	1084382	100% - Lease from NNR
IM 390	19.37	Load Claim	1084383	100% - Lease from NNR
IM 391	16.25	Load Claim	1084384	100% - Lease from NNR
IM 392	0.21	Load Claim	1091072	100% - Lease from NNR
HNVFe1	3.12	Mill Site Claim		100% NV Iron
HNVFe2	3.29	Mill Site Claim		100% NV Iron
HNVFe3	3.29	Mill Site Claim		100% NV Iron
HNVFe4	3.29	Mill Site Claim		100% NV Iron
HNVFe5	3.21	Mill Site Claim		100% NV Iron
HNVFe6	3.05	Mill Site Claim		100% NV Iron
HNVFe7	2.89	Mill Site Claim		100% NV Iron
HNVFe8	2.73	Mill Site Claim		100% NV Iron
HNVFe9	2.57	Mill Site Claim		100% NV Iron
HNVFe10	2.41	Mill Site Claim		100% NV Iron
HNVFe11	1.99	Mill Site Claim		100% NV Iron
HNVFe12	1.37	Mill Site Claim		100% NV Iron
HNVFe13	0.99	Mill Site Claim		100% NV Iron
HNVFe14	0.88	Mill Site Claim		100% NV Iron
HNVFe15	0.83	Mill Site Claim		100% NV Iron
HNVFe16	1.06	Mill Site Claim		100% NV Iron
HNVFe17	0.19	Mill Site Claim		100% NV Iron
HNVFe18	1.26	Mill Site Claim		100% NV Iron
HNVFe19	1.63	Mill Site Claim		100% NV Iron

SHAREHOLDER INFORMATION

HNVFe20	1.56	Mill Site Claim	100% NV Iron
HNVFe21	1.51	Mill Site Claim	100% NV Iron
HNVFe22	1.52	Mill Site Claim	100% NV Iron
HNVFe23	1.52	Mill Site Claim	100% NV Iron
HNVFe24	1.35	Mill Site Claim	100% NV Iron
HNVFe25	0.80	Mill Site Claim	100% NV Iron
HNVFe26	3.46	Mill Site Claim	100% NV Iron
HNVFe27	3.46	Mill Site Claim	100% NV Iron
HNVFe28	3.46	Mill Site Claim	100% NV Iron
HNVFe29	3.47	Mill Site Claim	100% NV Iron
HNVFe30	3.47	Mill Site Claim	100% NV Iron
HNVFe31	2.11	Mill Site Claim	100% NV Iron
HNVFe32	1.53	Mill Site Claim	100% NV Iron
HNVFe33	3.18	Mill Site Claim	100% NV Iron
HNVFe34	3.94	Mill Site Claim	100% NV Iron
HNVFe35	1.37	Mill Site Claim	100% NV Iron
HNVFe36	4.36	Mill Site Claim	100% NV Iron
HNVFe37	3.02	Mill Site Claim	100% NV Iron
HNVFe38	4.78	Mill Site Claim	100% NV Iron
HNVFe39	4.12	Mill Site Claim	100% NV Iron
HNVFe40	4.99	Mill Site Claim	100% NV Iron
HNVFe41	4.16	Mill Site Claim	100% NV Iron
HNVFe42	5.00	Mill Site Claim	100% NV Iron
HNVFe43	4.17	Mill Site Claim	100% NV Iron
HNVFe44	5.00	Mill Site Claim	100% NV Iron
HNVFe45	3.94	Mill Site Claim	100% NV Iron
HNVFe46	4.88	Mill Site Claim	100% NV Iron
HNVFe47	1.06	Mill Site Claim	100% NV Iron
HNVFe48	2.15	Mill Site Claim	100% NV Iron