

# Form 603

Corporations Act 2001

Section 671B

## Notice of initial substantial holder

To Company Name/Scheme Estia Health Ltd  
ACN/ARSN ACN 160 986 201

### 1. Details of substantial holder (1)

Name Credit Suisse Holdings (Australia) Limited (on behalf of Credit Suisse Group AG and its affiliates)  
ACN/ARSN (if applicable) 008 496 713  
The holder became a substantial holder on 31-Aug-2016

### 2. Details of voting power

The total number of votes attached to all the voting shares in the company or voting interests in the scheme that the substantial holder or an associate (2) had a relevant interest (3) in on the date the substantial holder became a substantial holder are as follows:

Class of securities (4)	Number of securities	Persons' votes (5)	Voting power (6)
Common Stock	10,551,657	10,551,657	5.61%

### 3. Details of relevant interests

The nature of the relevant interest the substantial holder or an associate had in the following voting securities on the date the substantial holder became a substantial holder are as follows:

Holder of relevant interest	Nature of relevant interest (7)	Class and number of securities
See Annexure "A"		

### 4. Details of present registered holders

The persons registered as holders of the securities referred to in paragraph 3 above are as follows:

Holder of relevant interest	Registered holder of securities	Person entitled to be registered as holder (8)	Class and number of securities
See Annexure "B"			

### 5. Consideration

The consideration paid for each relevant interest referred to in paragraph 3 above, and acquired in the 4 months prior to the day that the substantial holder became a substantial holder is as follows:

Holder of relevant interest	Date of acquisition	Consideration (9)		Class and number of securities
		Cash	Non-cash	
See Annexure "C"				

## 6. Associates

The reasons the persons named in paragraph 3 above are associates of the substantial holder are as follows:

Name and ACN/ARSN (if applicable)	Nature of association
See Annexure "D"	

## 7. Addresses

The addresses of persons named in this form are as follows:

Name	Address
See Annexure "E"	

---

## Signature

print name Sarah Culham

capacity Company Secretary

sign here

date

06-Sep-2016



## Annexure "A"

### 3. Details of relevant interests

The nature of the relevant interest the substantial holder or an associate had in the following voting securities on the date the substantial holder became a substantial holder are as follows:

Holder of relevant interest	Nature of relevant interest (7)	Class and number of securities
Credit Suisse (Hong Kong) Limited	Voting rights and right to dispose	262,236 Common Stock
Credit Suisse Equities (Australia) Limited (ACN 068 232 708)	Voting rights and right to dispose	6,820,673 Common Stock
Credit Suisse Equities (Australia) Limited (ACN 068 232 708)	Holder of securities subject to an obligation to return under a securities lending agreement	600,000 Common Stock
Credit Suisse International (ARBN 062787106)	Voting rights and right to dispose	974,338 Common Stock
Credit Suisse Securities (Europe) Limited (ARBN 099554131)	Holder of securities subject to an obligation to return under a securities lending agreement	1,765,707 Common Stock
Credit Suisse Securities (USA) LLC	Holder of securities subject to an obligation to return under a securities lending agreement	85,656 Common Stock
Credit Suisse Funds AG	Voting rights and right to dispose	43,047 Common Stock

This is Annexure "A" referred to in the Form 603 "Notice of initial substantial holder"

---

### Signature


Credit Suisse Holdings (Australia) Limited (ACN 008 496 713)

print name Sarah Culham

capacity Company Secretary

sign here

date 06-Sep-2016



## Annexure "B"

### 4. Details of present registered holders

The persons registered as holders of the securities referred to in paragraph 3 above are as follows:

Holder of relevant interest	Registered holder of securities	Person entitled to be registered as holder (8)	Class and number of securities
Credit Suisse (Hong Kong) Limited	HSBC Custody Nominees (Australia) Limited (ACN 003 094 568)	Credit Suisse (Hong Kong) Limited	262,236 Common Stock
Credit Suisse Equities (Australia) Limited (ACN 068 232 708)	CS Fourth Nominees Pty Limited (ACN 069 126 432)	Credit Suisse Equities (Australia) Limited	7,420,673 Common Stock
Credit Suisse International (ARBN 062787106)	HSBC Custody Nominees (Australia) Limited (ACN 003 094 568)	Credit Suisse International	974,338 Common Stock
Credit Suisse Securities (Europe) Limited (ARBN 099554131)	HSBC Custody Nominees (Australia) Limited (ACN 003 094 568)	Credit Suisse Securities (Europe) Limited	1,765,707 Common Stock
Credit Suisse Securities (USA) LLC	HSBC Custody Nominees (Australia) Limited (ACN 003 094 568)	Credit Suisse Securities (USA) LLC	85,656 Common Stock
Credit Suisse Funds AG	HSBC Custody Nominees (Australia) Limited (ACN 003 094 568)	Credit Suisse Funds AG	43,207 Common Stock

This is Annexure "B" referred to in the Form 603 "Notice of initial substantial holder"

**Signature**

Credit Suisse Holdings (Australia) Limited (ACN 008 496 713)

print name Sarah Culham

capacity Company Secretary

sign here

date 06-Sep-2016



## Annexure "C"

### 5. Consideration

The consideration paid for each relevant interest referred to in paragraph 3 above, and acquired in the 4 months prior to the day that the substantial holder became a substantial holder is as follows:

Holder of relevant interest	Date of acquisition	Consideration (9)		Class and number of securities
		Cash	Non-cash	
Credit Suisse (Hong Kong) Limited	03-May-2016	71,023.28 AUD		-12,339 Common Stock
Credit Suisse (Hong Kong) Limited	03-May-2016	46,573.54 AUD		-8,183 Common Stock
Credit Suisse (Hong Kong) Limited	03-May-2016	16,128.36 AUD		-2,816 Common Stock
Credit Suisse (Hong Kong) Limited	03-May-2016	49,175.89 AUD		-8,532 Common Stock
Credit Suisse (Hong Kong) Limited	03-May-2016	22,193.27 AUD		3,864 Common Stock
Credit Suisse (Hong Kong) Limited	03-May-2016	40,855.10 AUD		7,104 Common Stock
Credit Suisse (Hong Kong) Limited	03-May-2016	6,750.24 AUD		1,176 Common Stock
Credit Suisse (Hong Kong) Limited	04-May-2016	5,431.66 AUD		-948 Common Stock
Credit Suisse (Hong Kong) Limited	04-May-2016	12,804.54 AUD		-2,232 Common Stock
Credit Suisse (Hong Kong) Limited	04-May-2016	24,906.62 AUD		-4,354 Common Stock
Credit Suisse (Hong Kong) Limited	04-May-2016	18,342.96 AUD		3,268 Common Stock
Credit Suisse (Hong Kong) Limited	04-May-2016	3,338.59 AUD		593 Common Stock
Credit Suisse (Hong Kong) Limited	04-May-2016	16,732.40 AUD		2,968 Common Stock
Credit Suisse (Hong Kong) Limited	05-May-2016	26,588.16 AUD		-4,616 Common Stock
Credit Suisse (Hong Kong) Limited	05-May-2016	3,807.21 AUD		-663 Common Stock
Credit Suisse (Hong Kong) Limited	05-May-2016	586.15 AUD		-102 Common Stock
Credit Suisse (Hong Kong) Limited	05-May-2016	9,981.99 AUD		1,773 Common Stock
Credit Suisse (Hong Kong) Limited	05-May-2016	10,743.96 AUD		1,903 Common Stock
Credit Suisse (Hong Kong) Limited	05-May-2016	3,332.34 AUD		594 Common Stock
Credit Suisse (Hong Kong) Limited	06-May-2016	70,789.12 AUD		-12,591 Common Stock
Credit Suisse (Hong Kong) Limited	06-May-2016	81,396.76 AUD		-14,478 Common Stock
Credit Suisse (Hong Kong) Limited	06-May-2016	6,766.80 AUD		1,216 Common Stock
Credit Suisse (Hong Kong) Limited	09-May-2016	20,992.10 AUD		-3,712 Common Stock
Credit Suisse (Hong Kong) Limited	09-May-2016	7,938.59 AUD		-1,408 Common Stock
Credit Suisse (Hong Kong) Limited	09-May-2016	4,105.34 AUD		-728 Common Stock
Credit Suisse (Hong Kong) Limited	09-May-2016	1,833.23 AUD		-325 Common Stock
Credit Suisse (Hong Kong) Limited	09-May-2016	32,176.69 AUD		5,752 Common Stock

Credit Suisse (Hong Kong) Limited	09-May-2016	7,606.21 AUD		1,360 Common Stock
Credit Suisse (Hong Kong) Limited	10-May-2016	40,265.60 AUD		-7,184 Common Stock
Credit Suisse (Hong Kong) Limited	10-May-2016	19,707.24 AUD		-3,511 Common Stock
Credit Suisse (Hong Kong) Limited	10-May-2016	5,483.40 AUD		-991 Common Stock
Credit Suisse (Hong Kong) Limited	10-May-2016	15,171.39 AUD		-2,736 Common Stock
Credit Suisse (Hong Kong) Limited	10-May-2016	98,111.35 AUD		16,795 Common Stock
Credit Suisse (Hong Kong) Limited	10-May-2016	23,096.54 AUD		4,017 Common Stock
Credit Suisse (Hong Kong) Limited	10-May-2016	4,369.68 AUD		756 Common Stock
Credit Suisse (Hong Kong) Limited	11-May-2016	17,384.24 AUD		-3,078 Common Stock
Credit Suisse (Hong Kong) Limited	11-May-2016	5,098.63 AUD		-912 Common Stock
Credit Suisse (Hong Kong) Limited	11-May-2016	38,828.88 AUD		6,504 Common Stock
Credit Suisse (Hong Kong) Limited	11-May-2016	46,892.08 AUD		7,980 Common Stock
Credit Suisse (Hong Kong) Limited	11-May-2016	17,199.57 AUD		2,881 Common Stock
Credit Suisse (Hong Kong) Limited	11-May-2016	25,358.07 AUD		4,251 Common Stock
Credit Suisse (Hong Kong) Limited	12-May-2016	35,912.42 AUD		-6,163 Common Stock
Credit Suisse (Hong Kong) Limited	12-May-2016	3,379.08 AUD		-592 Common Stock
Credit Suisse (Hong Kong) Limited	12-May-2016	40.32 AUD		-7 Common Stock
Credit Suisse (Hong Kong) Limited	12-May-2016	63,600.32 AUD		10,701 Common Stock
Credit Suisse (Hong Kong) Limited	12-May-2016	52,892.44 AUD		8,907 Common Stock
Credit Suisse (Hong Kong) Limited	13-May-2016	5,702.21 AUD		-960 Common Stock
Credit Suisse (Hong Kong) Limited	13-May-2016	3,420.29 AUD		-571 Common Stock
Credit Suisse (Hong Kong) Limited	13-May-2016	40,082.58 AUD		-6,714 Common Stock
Credit Suisse (Hong Kong) Limited	13-May-2016	88,901.75 AUD		15,243 Common Stock
Credit Suisse (Hong Kong) Limited	16-May-2016	8,257.76 AUD		-1,392 Common Stock
Credit Suisse (Hong Kong) Limited	16-May-2016	6,352.25 AUD		1,077 Common Stock
Credit Suisse (Hong Kong) Limited	16-May-2016	103,614.14 AUD		17,579 Common Stock
Credit Suisse (Hong Kong) Limited	16-May-2016	7,490.96 AUD		1,268 Common Stock
Credit Suisse (Hong Kong) Limited	17-May-2016	55,141.45 AUD		-9,443 Common Stock
Credit Suisse (Hong Kong) Limited	17-May-2016	2,161.19 AUD		-368 Common Stock
Credit Suisse (Hong Kong) Limited	17-May-2016	3,743.22 AUD		-643 Common Stock
Credit Suisse (Hong Kong) Limited	17-May-2016	25,925.26 AUD		-4,450 Common Stock
Credit Suisse (Hong Kong) Limited	17-May-2016	20,019.15 AUD		3,375 Common Stock
Credit Suisse (Hong Kong) Limited	17-May-2016	432.89 AUD		73 Common Stock
Credit Suisse (Hong Kong) Limited	17-May-2016	49,156.34 AUD		8,312 Common Stock

Credit Suisse (Hong Kong) Limited	17-May-2016	560.28 AUD		93 Common Stock
Credit Suisse (Hong Kong) Limited	18-May-2016	472.01 AUD		-80 Common Stock
Credit Suisse (Hong Kong) Limited	18-May-2016	9,998.88 AUD		-1,689 Common Stock
Credit Suisse (Hong Kong) Limited	18-May-2016	3,533.20 AUD		605 Common Stock
Credit Suisse (Hong Kong) Limited	19-May-2016	8,803.09 AUD		-1,484 Common Stock
Credit Suisse (Hong Kong) Limited	19-May-2016	5.94 AUD		-1 Common Stock
Credit Suisse (Hong Kong) Limited	19-May-2016	1,956.95 AUD		-326 Common Stock
Credit Suisse (Hong Kong) Limited	19-May-2016	40,352.94 AUD		6,899 Common Stock
Credit Suisse (Hong Kong) Limited	20-May-2016	150,246.23 AUD		-25,523 Common Stock
Credit Suisse (Hong Kong) Limited	20-May-2016	3,417.96 AUD		-581 Common Stock
Credit Suisse (Hong Kong) Limited	20-May-2016	9,863.48 AUD		-1,685 Common Stock
Credit Suisse (Hong Kong) Limited	20-May-2016	8,295.12 AUD		-1,417 Common Stock
Credit Suisse (Hong Kong) Limited	20-May-2016	3,308.42 AUD		-564 Common Stock
Credit Suisse (Hong Kong) Limited	20-May-2016	113,311.13 AUD		19,287 Common Stock
Credit Suisse (Hong Kong) Limited	20-May-2016	60,220.49 AUD		10,289 Common Stock
Credit Suisse (Hong Kong) Limited	20-May-2016	54,787.38 AUD		9,336 Common Stock
Credit Suisse (Hong Kong) Limited	20-May-2016	61,818.47 AUD		10,530 Common Stock
Credit Suisse (Hong Kong) Limited	20-May-2016	10,225.55 AUD		1,737 Common Stock
Credit Suisse (Hong Kong) Limited	23-May-2016	145,266.98 AUD		-24,665 Common Stock
Credit Suisse (Hong Kong) Limited	23-May-2016	8,295.83 AUD		-1,417 Common Stock
Credit Suisse (Hong Kong) Limited	23-May-2016	207,881.66 AUD		-35,294 Common Stock
Credit Suisse (Hong Kong) Limited	23-May-2016	35,610.94 AUD		-6,046 Common Stock
Credit Suisse (Hong Kong) Limited	23-May-2016	234,535.81 AUD		-39,820 Common Stock
Credit Suisse (Hong Kong) Limited	23-May-2016	10,430.58 AUD		1,782 Common Stock
Credit Suisse (Hong Kong) Limited	23-May-2016	36,321.98 AUD		6,191 Common Stock
Credit Suisse (Hong Kong) Limited	23-May-2016	12,593.46 AUD		2,142 Common Stock
Credit Suisse (Hong Kong) Limited	24-May-2016	8,313.54 AUD		-1,417 Common Stock
Credit Suisse (Hong Kong) Limited	24-May-2016	27,678.42 AUD		-4,688 Common Stock
Credit Suisse (Hong Kong) Limited	24-May-2016	92,340.23 AUD		16,095 Common Stock
Credit Suisse (Hong Kong) Limited	24-May-2016	78,330.73 AUD		13,671 Common Stock
Credit Suisse (Hong Kong) Limited	24-May-2016	22,206.54 AUD		3,861 Common Stock
Credit Suisse (Hong Kong) Limited	25-May-2016	17,968.99 AUD		-3,061 Common Stock
Credit Suisse (Hong Kong) Limited	25-May-2016	10,014.74 AUD		-1,709 Common Stock
Credit Suisse (Hong Kong) Limited	25-May-2016	8,162.43 AUD		1,407 Common Stock

Credit Suisse (Hong Kong) Limited	25-May-2016	2,163.40 AUD		373 Common Stock
Credit Suisse (Hong Kong) Limited	25-May-2016	24,272.88 AUD		4,187 Common Stock
Credit Suisse (Hong Kong) Limited	25-May-2016	27,115.19 AUD		4,676 Common Stock
Credit Suisse (Hong Kong) Limited	25-May-2016	4,389.96 AUD		762 Common Stock
Credit Suisse (Hong Kong) Limited	26-May-2016	3,462.22 AUD		-599 Common Stock
Credit Suisse (Hong Kong) Limited	26-May-2016	147,181.90 AUD		-25,641 Common Stock
Credit Suisse (Hong Kong) Limited	26-May-2016	20,992.65 AUD		3,630 Common Stock
Credit Suisse (Hong Kong) Limited	26-May-2016	22,126.82 AUD		3,836 Common Stock
Credit Suisse (Hong Kong) Limited	27-May-2016	21,090.30 AUD		-3,630 Common Stock
Credit Suisse (Hong Kong) Limited	27-May-2016	13,096.43 AUD		2,244 Common Stock
Credit Suisse (Hong Kong) Limited	27-May-2016	10,038.36 AUD		1,727 Common Stock
Credit Suisse (Hong Kong) Limited	27-May-2016	8,194.56 AUD		1,408 Common Stock
Credit Suisse (Hong Kong) Limited	30-May-2016	13,966.18 AUD		-2,409 Common Stock
Credit Suisse (Hong Kong) Limited	30-May-2016	10,016.60 AUD		-1,727 Common Stock
Credit Suisse (Hong Kong) Limited	30-May-2016	8,306.22 AUD		1,418 Common Stock
Credit Suisse (Hong Kong) Limited	30-May-2016	108,501.61 AUD		18,332 Common Stock
Credit Suisse (Hong Kong) Limited	31-May-2016	54,246.81 AUD		-9,323 Common Stock
Credit Suisse (Hong Kong) Limited	31-May-2016	36,238.40 AUD		6,248 Common Stock
Credit Suisse (Hong Kong) Limited	31-May-2016	36,259.44 AUD		6,254 Common Stock
Credit Suisse (Hong Kong) Limited	31-May-2016	14,570.40 AUD		2,519 Common Stock
Credit Suisse (Hong Kong) Limited	01-Jun-2016	15,802.23 AUD		-2,706 Common Stock
Credit Suisse (Hong Kong) Limited	01-Jun-2016	57,340.30 AUD		-9,697 Common Stock
Credit Suisse (Hong Kong) Limited	01-Jun-2016	51,855.39 AUD		9,096 Common Stock
Credit Suisse (Hong Kong) Limited	01-Jun-2016	126,618.00 AUD		22,450 Common Stock
Credit Suisse (Hong Kong) Limited	02-Jun-2016	62,411.23 AUD		-10,760 Common Stock
Credit Suisse (Hong Kong) Limited	02-Jun-2016	4,950.12 AUD		-852 Common Stock
Credit Suisse (Hong Kong) Limited	02-Jun-2016	9,980.32 AUD		1,876 Common Stock
Credit Suisse (Hong Kong) Limited	02-Jun-2016	32,227.34 AUD		6,022 Common Stock
Credit Suisse (Hong Kong) Limited	03-Jun-2016	31,718.33 AUD		-5,585 Common Stock
Credit Suisse (Hong Kong) Limited	03-Jun-2016	34,979.27 AUD		-6,185 Common Stock
Credit Suisse (Hong Kong) Limited	03-Jun-2016	7,674.60 AUD		-1,349 Common Stock
Credit Suisse (Hong Kong) Limited	03-Jun-2016	83,114.18 AUD		15,445 Common Stock
Credit Suisse (Hong Kong) Limited	03-Jun-2016	10,001.42 AUD		1,859 Common Stock
Credit Suisse (Hong Kong) Limited	06-Jun-2016	10,094.19 AUD		-1,888 Common Stock



Credit Suisse (Hong Kong) Limited	06-Jun-2016	168,179.12 AUD		-31,406 Common Stock
Credit Suisse (Hong Kong) Limited	06-Jun-2016	18,668.47 AUD		-3,488 Common Stock
Credit Suisse (Hong Kong) Limited	06-Jun-2016	244,103.14 AUD		-45,672 Common Stock
Credit Suisse (Hong Kong) Limited	06-Jun-2016	16,043.97 AUD		3,023 Common Stock
Credit Suisse (Hong Kong) Limited	06-Jun-2016	8,429.75 AUD		1,596 Common Stock
Credit Suisse (Hong Kong) Limited	06-Jun-2016	496.32 AUD		94 Common Stock
Credit Suisse (Hong Kong) Limited	06-Jun-2016	41,127.11 AUD		7,777 Common Stock
Credit Suisse (Hong Kong) Limited	07-Jun-2016	6,506.05 AUD		-1,208 Common Stock
Credit Suisse (Hong Kong) Limited	07-Jun-2016	22,722.59 AUD		-4,220 Common Stock
Credit Suisse (Hong Kong) Limited	07-Jun-2016	3,530.45 AUD		-655 Common Stock
Credit Suisse (Hong Kong) Limited	07-Jun-2016	7,885.28 AUD		-1,463 Common Stock
Credit Suisse (Hong Kong) Limited	07-Jun-2016	336,899.16 AUD		66,354 Common Stock
Credit Suisse (Hong Kong) Limited	07-Jun-2016	206,616.72 AUD		40,042 Common Stock
Credit Suisse (Hong Kong) Limited	07-Jun-2016	43,241.86 AUD		8,806 Common Stock
Credit Suisse (Hong Kong) Limited	07-Jun-2016	11,445.42 AUD		2,365 Common Stock
Credit Suisse (Hong Kong) Limited	08-Jun-2016	29,884.50 AUD		-5,625 Common Stock
Credit Suisse (Hong Kong) Limited	08-Jun-2016	4,602.21 AUD		-870 Common Stock
Credit Suisse (Hong Kong) Limited	08-Jun-2016	9,998.10 AUD		-1,890 Common Stock
Credit Suisse (Hong Kong) Limited	08-Jun-2016	9,981.30 AUD		2,037 Common Stock
Credit Suisse (Hong Kong) Limited	08-Jun-2016	37,258.24 AUD		7,555 Common Stock
Credit Suisse (Hong Kong) Limited	08-Jun-2016	55,090.10 AUD		11,121 Common Stock
Credit Suisse (Hong Kong) Limited	08-Jun-2016	3,112.34 AUD		631 Common Stock
Credit Suisse (Hong Kong) Limited	09-Jun-2016	155,464.02 AUD		-29,851 Common Stock
Credit Suisse (Hong Kong) Limited	09-Jun-2016	26,573.36 AUD		-5,385 Common Stock
Credit Suisse (Hong Kong) Limited	09-Jun-2016	4.85 AUD		1 Common Stock
Credit Suisse (Hong Kong) Limited	09-Jun-2016	32,150.78 AUD		6,666 Common Stock
Credit Suisse (Hong Kong) Limited	09-Jun-2016	76,935.55 AUD		15,863 Common Stock
Credit Suisse (Hong Kong) Limited	10-Jun-2016	10,209.78 AUD		-2,064 Common Stock
Credit Suisse (Hong Kong) Limited	10-Jun-2016	15,452.10 AUD		-3,135 Common Stock
Credit Suisse (Hong Kong) Limited	10-Jun-2016	6,445.76 AUD		-1,306 Common Stock
Credit Suisse (Hong Kong) Limited	10-Jun-2016	50,368.25 AUD		10,220 Common Stock
Credit Suisse (Hong Kong) Limited	10-Jun-2016	14,240.19 AUD		2,890 Common Stock
Credit Suisse (Hong Kong) Limited	10-Jun-2016	10,001.67 AUD		2,037 Common Stock
Credit Suisse (Hong Kong) Limited	14-Jun-2016	40,137.28 AUD		-8,423 Common Stock

Credit Suisse (Hong Kong) Limited	14-Jun-2016	1,326.26 AUD		-281 Common Stock
Credit Suisse (Hong Kong) Limited	14-Jun-2016	7,537.10 AUD		-1,581 Common Stock
Credit Suisse (Hong Kong) Limited	14-Jun-2016	19,104.63 AUD		4,053 Common Stock
Credit Suisse (Hong Kong) Limited	14-Jun-2016	53,747.62 AUD		11,393 Common Stock
Credit Suisse (Hong Kong) Limited	15-Jun-2016	21,550.68 AUD		-4,382 Common Stock
Credit Suisse (Hong Kong) Limited	15-Jun-2016	33,049.20 AUD		-6,709 Common Stock
Credit Suisse (Hong Kong) Limited	15-Jun-2016	34,399.19 AUD		-6,990 Common Stock
Credit Suisse (Hong Kong) Limited	15-Jun-2016	18,052.47 AUD		3,933 Common Stock
Credit Suisse (Hong Kong) Limited	15-Jun-2016	64,406.88 AUD		14,032 Common Stock
Credit Suisse (Hong Kong) Limited	16-Jun-2016	14,456.38 AUD		-3,065 Common Stock
Credit Suisse (Hong Kong) Limited	16-Jun-2016	24,799.26 AUD		-5,263 Common Stock
Credit Suisse (Hong Kong) Limited	17-Jun-2016	30,793.19 AUD		-6,684 Common Stock
Credit Suisse (Hong Kong) Limited	17-Jun-2016	38,456.13 AUD		-8,339 Common Stock
Credit Suisse (Hong Kong) Limited	17-Jun-2016	31,665.28 AUD		6,796 Common Stock
Credit Suisse (Hong Kong) Limited	17-Jun-2016	9,458.39 AUD		2,029 Common Stock
Credit Suisse (Hong Kong) Limited	17-Jun-2016	19,999.98 AUD		4,329 Common Stock
Credit Suisse (Hong Kong) Limited	20-Jun-2016	52,209.08 AUD		-11,228 Common Stock
Credit Suisse (Hong Kong) Limited	20-Jun-2016	39,533.98 AUD		-8,512 Common Stock
Credit Suisse (Hong Kong) Limited	20-Jun-2016	33,431.71 AUD		6,984 Common Stock
Credit Suisse (Hong Kong) Limited	20-Jun-2016	88,324.01 AUD		18,522 Common Stock
Credit Suisse (Hong Kong) Limited	21-Jun-2016	80,835.55 AUD		-17,381 Common Stock
Credit Suisse (Hong Kong) Limited	21-Jun-2016	443,169.62 AUD		-95,293 Common Stock
Credit Suisse (Hong Kong) Limited	21-Jun-2016	66,004.90 AUD		13,688 Common Stock
Credit Suisse (Hong Kong) Limited	21-Jun-2016	69,438.00 AUD		14,414 Common Stock
Credit Suisse (Hong Kong) Limited	22-Jun-2016	56,836.58 AUD		-11,890 Common Stock
Credit Suisse (Hong Kong) Limited	22-Jun-2016	10,041.60 AUD		-2,092 Common Stock
Credit Suisse (Hong Kong) Limited	22-Jun-2016	80,562.97 AUD		-16,869 Common Stock
Credit Suisse (Hong Kong) Limited	22-Jun-2016	54,983.68 AUD		11,324 Common Stock
Credit Suisse (Hong Kong) Limited	22-Jun-2016	39,227.11 AUD		8,165 Common Stock
Credit Suisse (Hong Kong) Limited	23-Jun-2016	4,140.36 AUD		-867 Common Stock
Credit Suisse (Hong Kong) Limited	23-Jun-2016	34,175.51 AUD		-7,019 Common Stock
Credit Suisse (Hong Kong) Limited	23-Jun-2016	9,998.11 AUD		-2,053 Common Stock
Credit Suisse (Hong Kong) Limited	23-Jun-2016	12,087.11 AUD		-2,509 Common Stock
Credit Suisse (Hong Kong) Limited	23-Jun-2016	43,564.34 AUD		9,013 Common Stock

Credit Suisse (Hong Kong) Limited	23-Jun-2016	146.07 AUD		30 Common Stock
Credit Suisse (Hong Kong) Limited	24-Jun-2016	21,387.86 AUD		-4,396 Common Stock
Credit Suisse (Hong Kong) Limited	24-Jun-2016	81,596.28 AUD		-16,833 Common Stock
Credit Suisse (Hong Kong) Limited	24-Jun-2016	10,020.78 AUD		-2,079 Common Stock
Credit Suisse (Hong Kong) Limited	24-Jun-2016	50,432.07 AUD		10,462 Common Stock
Credit Suisse (Hong Kong) Limited	24-Jun-2016	32,167.46 AUD		6,760 Common Stock
Credit Suisse (Hong Kong) Limited	24-Jun-2016	33,595.71 AUD		7,150 Common Stock
Credit Suisse (Hong Kong) Limited	24-Jun-2016	35,874.44 AUD		7,601 Common Stock
Credit Suisse (Hong Kong) Limited	27-Jun-2016	1,801.59 AUD		-373 Common Stock
Credit Suisse (Hong Kong) Limited	27-Jun-2016	91,421.34 AUD		-18,893 Common Stock
Credit Suisse (Hong Kong) Limited	27-Jun-2016	43,756.77 AUD		-9,053 Common Stock
Credit Suisse (Hong Kong) Limited	27-Jun-2016	90,428.01 AUD		19,231 Common Stock
Credit Suisse (Hong Kong) Limited	27-Jun-2016	23,805.68 AUD		5,070 Common Stock
Credit Suisse (Hong Kong) Limited	27-Jun-2016	140,291.67 AUD		29,897 Common Stock
Credit Suisse (Hong Kong) Limited	28-Jun-2016	74,416.96 AUD		-15,723 Common Stock
Credit Suisse (Hong Kong) Limited	28-Jun-2016	44,854.72 AUD		9,761 Common Stock
Credit Suisse (Hong Kong) Limited	28-Jun-2016	17,540.91 AUD		3,802 Common Stock
Credit Suisse (Hong Kong) Limited	28-Jun-2016	52,578.31 AUD		11,344 Common Stock
Credit Suisse (Hong Kong) Limited	28-Jun-2016	88,531.56 AUD		19,264 Common Stock
Credit Suisse (Hong Kong) Limited	29-Jun-2016	52,852.83 AUD		-11,344 Common Stock
Credit Suisse (Hong Kong) Limited	29-Jun-2016	13,198.20 AUD		2,852 Common Stock
Credit Suisse (Hong Kong) Limited	29-Jun-2016	60,987.07 AUD		13,150 Common Stock
Credit Suisse (Hong Kong) Limited	29-Jun-2016	23,281.44 AUD		5,026 Common Stock
Credit Suisse (Hong Kong) Limited	30-Jun-2016	439.05 AUD		-95 Common Stock
Credit Suisse (Hong Kong) Limited	30-Jun-2016	3,375.27 AUD		729 Common Stock
Credit Suisse (Hong Kong) Limited	30-Jun-2016	6,979.92 AUD		1,493 Common Stock
Credit Suisse (Hong Kong) Limited	30-Jun-2016	19,350.52 AUD		4,171 Common Stock
Credit Suisse (Hong Kong) Limited	01-Jul-2016	13,841.45 AUD		-2,991 Common Stock
Credit Suisse (Hong Kong) Limited	01-Jul-2016	22,577.78 AUD		4,868 Common Stock
Credit Suisse (Hong Kong) Limited	01-Jul-2016	17,156.70 AUD		3,699 Common Stock
Credit Suisse (Hong Kong) Limited	04-Jul-2016	12,009.66 AUD		-2,571 Common Stock
Credit Suisse (Hong Kong) Limited	04-Jul-2016	37,623.68 AUD		-8,067 Common Stock
Credit Suisse (Hong Kong) Limited	04-Jul-2016	7,025.63 AUD		1,487 Common Stock
Credit Suisse (Hong Kong) Limited	04-Jul-2016	3,356.75 AUD		725 Common Stock

Credit Suisse (Hong Kong) Limited	04-Jul-2016	35,743.06 AUD		7,582 Common Stock
Credit Suisse (Hong Kong) Limited	05-Jul-2016	47,190.44 AUD		-10,164 Common Stock
Credit Suisse (Hong Kong) Limited	05-Jul-2016	95,588.09 AUD		20,628 Common Stock
Credit Suisse (Hong Kong) Limited	06-Jul-2016	116,923.04 AUD		-24,754 Common Stock
Credit Suisse (Hong Kong) Limited	06-Jul-2016	144,115.00 AUD		-30,340 Common Stock
Credit Suisse (Hong Kong) Limited	06-Jul-2016	24,338.57 AUD		5,317 Common Stock
Credit Suisse (Hong Kong) Limited	06-Jul-2016	49,024.34 AUD		10,690 Common Stock
Credit Suisse (Hong Kong) Limited	06-Jul-2016	29,166.56 AUD		6,372 Common Stock
Credit Suisse (Hong Kong) Limited	07-Jul-2016	3,774.24 AUD		-816 Common Stock
Credit Suisse (Hong Kong) Limited	07-Jul-2016	77,151.20 AUD		-16,772 Common Stock
Credit Suisse (Hong Kong) Limited	07-Jul-2016	12,073.10 AUD		2,600 Common Stock
Credit Suisse (Hong Kong) Limited	07-Jul-2016	546.98 AUD		117 Common Stock
Credit Suisse (Hong Kong) Limited	07-Jul-2016	10,029.18 AUD		2,163 Common Stock
Credit Suisse (Hong Kong) Limited	08-Jul-2016	59,362.47 AUD		-12,972 Common Stock
Credit Suisse (Hong Kong) Limited	08-Jul-2016	21,865.70 AUD		4,743 Common Stock
Credit Suisse (Hong Kong) Limited	08-Jul-2016	9,999.09 AUD		2,169 Common Stock
Credit Suisse (Hong Kong) Limited	11-Jul-2016	25,036.53 AUD		-5,382 Common Stock
Credit Suisse (Hong Kong) Limited	11-Jul-2016	15,297.44 AUD		-3,298 Common Stock
Credit Suisse (Hong Kong) Limited	11-Jul-2016	6,861.47 AUD		1,481 Common Stock
Credit Suisse (Hong Kong) Limited	11-Jul-2016	27,125.28 AUD		5,822 Common Stock
Credit Suisse (Hong Kong) Limited	12-Jul-2016	16,896.83 AUD		-3,662 Common Stock
Credit Suisse (Hong Kong) Limited	12-Jul-2016	33,601.07 AUD		-7,290 Common Stock
Credit Suisse (Hong Kong) Limited	12-Jul-2016	10,000.80 AUD		2,160 Common Stock
Credit Suisse (Hong Kong) Limited	12-Jul-2016	106,684.32 AUD		22,933 Common Stock
Credit Suisse (Hong Kong) Limited	13-Jul-2016	74,972.68 AUD		-16,082 Common Stock
Credit Suisse (Hong Kong) Limited	13-Jul-2016	34,230.38 AUD		-7,344 Common Stock
Credit Suisse (Hong Kong) Limited	13-Jul-2016	2,328.87 AUD		-506 Common Stock
Credit Suisse (Hong Kong) Limited	13-Jul-2016	80,976.82 AUD		17,377 Common Stock
Credit Suisse (Hong Kong) Limited	13-Jul-2016	26,033.85 AUD		5,579 Common Stock
Credit Suisse (Hong Kong) Limited	14-Jul-2016	9,986.91 AUD		-2,141 Common Stock
Credit Suisse (Hong Kong) Limited	14-Jul-2016	12,961.81 AUD		-2,779 Common Stock
Credit Suisse (Hong Kong) Limited	14-Jul-2016	4,087.21 AUD		-875 Common Stock
Credit Suisse (Hong Kong) Limited	14-Jul-2016	176.33 AUD		37 Common Stock
Credit Suisse (Hong Kong) Limited	14-Jul-2016	6,822.85 AUD		1,453 Common Stock

Credit Suisse (Hong Kong) Limited	15-Jul-2016	10,069.27 AUD		-2,160 Common Stock
Credit Suisse (Hong Kong) Limited	15-Jul-2016	10,012.17 AUD		2,096 Common Stock
Credit Suisse (Hong Kong) Limited	15-Jul-2016	38,569.80 AUD		8,134 Common Stock
Credit Suisse (Hong Kong) Limited	15-Jul-2016	15,621.77 AUD		3,270 Common Stock
Credit Suisse (Hong Kong) Limited	15-Jul-2016	7,467.31 AUD		1,566 Common Stock
Credit Suisse (Hong Kong) Limited	18-Jul-2016	49,961.03 AUD		-10,485 Common Stock
Credit Suisse (Hong Kong) Limited	18-Jul-2016	12,474.03 AUD		-2,639 Common Stock
Credit Suisse (Hong Kong) Limited	18-Jul-2016	9,997.92 AUD		-2,096 Common Stock
Credit Suisse (Hong Kong) Limited	18-Jul-2016	6,468.63 AUD		-1,364 Common Stock
Credit Suisse (Hong Kong) Limited	18-Jul-2016	578.12 AUD		-123 Common Stock
Credit Suisse (Hong Kong) Limited	18-Jul-2016	42,889.14 AUD		8,992 Common Stock
Credit Suisse (Hong Kong) Limited	18-Jul-2016	10,040.43 AUD		2,105 Common Stock
Credit Suisse (Hong Kong) Limited	18-Jul-2016	9,915.08 AUD		2,083 Common Stock
Credit Suisse (Hong Kong) Limited	19-Jul-2016	14,627.32 AUD		-3,052 Common Stock
Credit Suisse (Hong Kong) Limited	19-Jul-2016	9,998.75 AUD		-2,105 Common Stock
Credit Suisse (Hong Kong) Limited	19-Jul-2016	5,524.29 AUD		1,146 Common Stock
Credit Suisse (Hong Kong) Limited	19-Jul-2016	2,555.93 AUD		530 Common Stock
Credit Suisse (Hong Kong) Limited	19-Jul-2016	9,080.27 AUD		1,882 Common Stock
Credit Suisse (Hong Kong) Limited	20-Jul-2016	24,273.05 AUD		-5,092 Common Stock
Credit Suisse (Hong Kong) Limited	20-Jul-2016	25,082.55 AUD		-5,253 Common Stock
Credit Suisse (Hong Kong) Limited	20-Jul-2016	19,539.17 AUD		4,019 Common Stock
Credit Suisse (Hong Kong) Limited	20-Jul-2016	6,907.50 AUD		1,412 Common Stock
Credit Suisse (Hong Kong) Limited	20-Jul-2016	20,081.37 AUD		4,141 Common Stock
Credit Suisse (Hong Kong) Limited	21-Jul-2016	69,126.74 AUD		-14,301 Common Stock
Credit Suisse (Hong Kong) Limited	21-Jul-2016	9,999.44 AUD		-2,066 Common Stock
Credit Suisse (Hong Kong) Limited	21-Jul-2016	21,806.10 AUD		-4,508 Common Stock
Credit Suisse (Hong Kong) Limited	21-Jul-2016	26,581.60 AUD		5,381 Common Stock
Credit Suisse (Hong Kong) Limited	21-Jul-2016	2,723.80 AUD		545 Common Stock
Credit Suisse (Hong Kong) Limited	21-Jul-2016	14,841.72 AUD		2,985 Common Stock
Credit Suisse (Hong Kong) Limited	22-Jul-2016	27,401.37 AUD		-5,614 Common Stock
Credit Suisse (Hong Kong) Limited	22-Jul-2016	67,533.02 AUD		-14,011 Common Stock
Credit Suisse (Hong Kong) Limited	22-Jul-2016	16,050.30 AUD		-3,309 Common Stock
Credit Suisse (Hong Kong) Limited	22-Jul-2016	27,817.66 AUD		5,678 Common Stock
Credit Suisse (Hong Kong) Limited	22-Jul-2016	10,968.66 AUD		2,238 Common Stock

Credit Suisse (Hong Kong) Limited	25-Jul-2016	5,336.05 AUD		-1,068 Common Stock
Credit Suisse (Hong Kong) Limited	25-Jul-2016	45,205.91 AUD		-9,091 Common Stock
Credit Suisse (Hong Kong) Limited	25-Jul-2016	840.14 AUD		167 Common Stock
Credit Suisse (Hong Kong) Limited	25-Jul-2016	8,437.49 AUD		1,678 Common Stock
Credit Suisse (Hong Kong) Limited	25-Jul-2016	18,048.29 AUD		3,583 Common Stock
Credit Suisse (Hong Kong) Limited	26-Jul-2016	11,873.61 AUD		-2,422 Common Stock
Credit Suisse (Hong Kong) Limited	26-Jul-2016	37,742.27 AUD		-7,674 Common Stock
Credit Suisse (Hong Kong) Limited	26-Jul-2016	9,214.24 AUD		-1,879 Common Stock
Credit Suisse (Hong Kong) Limited	26-Jul-2016	25,222.33 AUD		5,035 Common Stock
Credit Suisse (Hong Kong) Limited	26-Jul-2016	3,059.43 AUD		609 Common Stock
Credit Suisse (Hong Kong) Limited	27-Jul-2016	22,179.55 AUD		-4,407 Common Stock
Credit Suisse (Hong Kong) Limited	27-Jul-2016	143,672.55 AUD		-28,587 Common Stock
Credit Suisse (Hong Kong) Limited	27-Jul-2016	15,552.76 AUD		3,092 Common Stock
Credit Suisse (Hong Kong) Limited	27-Jul-2016	5,779.29 AUD		1,151 Common Stock
Credit Suisse (Hong Kong) Limited	28-Jul-2016	12,502.86 AUD		-2,492 Common Stock
Credit Suisse (Hong Kong) Limited	28-Jul-2016	8,491.19 AUD		-1,696 Common Stock
Credit Suisse (Hong Kong) Limited	28-Jul-2016	10,049.75 AUD		1,984 Common Stock
Credit Suisse (Hong Kong) Limited	28-Jul-2016	5,572.38 AUD		1,101 Common Stock
Credit Suisse (Hong Kong) Limited	29-Jul-2016	627.94 AUD		-125 Common Stock
Credit Suisse (Hong Kong) Limited	29-Jul-2016	9,999.36 AUD		-1,984 Common Stock
Credit Suisse (Hong Kong) Limited	29-Jul-2016	32,838.82 AUD		-6,536 Common Stock
Credit Suisse (Hong Kong) Limited	29-Jul-2016	10,748.50 AUD		2,094 Common Stock
Credit Suisse (Hong Kong) Limited	29-Jul-2016	21,279.43 AUD		4,126 Common Stock
Credit Suisse (Hong Kong) Limited	29-Jul-2016	19,960.83 AUD		3,891 Common Stock
Credit Suisse (Hong Kong) Limited	01-Aug-2016	208,116.90 AUD		41,399 Common Stock
Credit Suisse (Hong Kong) Limited	02-Aug-2016	55,731.03 AUD		-10,996 Common Stock
Credit Suisse (Hong Kong) Limited	02-Aug-2016	58,119.64 AUD		-11,470 Common Stock
Credit Suisse (Hong Kong) Limited	02-Aug-2016	30,096.55 AUD		6,035 Common Stock
Credit Suisse (Hong Kong) Limited	03-Aug-2016	19,562.78 AUD		-3,891 Common Stock
Credit Suisse (Hong Kong) Limited	03-Aug-2016	1,127.17 AUD		-220 Common Stock
Credit Suisse (Hong Kong) Limited	03-Aug-2016	47,059.27 AUD		-9,360 Common Stock
Credit Suisse (Hong Kong) Limited	03-Aug-2016	1,979.37 AUD		-384 Common Stock
Credit Suisse (Hong Kong) Limited	03-Aug-2016	13,940.64 AUD		-2,766 Common Stock
Credit Suisse (Hong Kong) Limited	03-Aug-2016	5,582.13 AUD		1,119 Common Stock

Credit Suisse (Hong Kong) Limited	03-Aug-2016	27,769.50 AUD		5,610 Common Stock
Credit Suisse (Hong Kong) Limited	03-Aug-2016	11,146.41 AUD		2,239 Common Stock
Credit Suisse (Hong Kong) Limited	04-Aug-2016	66,118.90 AUD		-13,254 Common Stock
Credit Suisse (Hong Kong) Limited	04-Aug-2016	6,402.78 AUD		-1,278 Common Stock
Credit Suisse (Hong Kong) Limited	04-Aug-2016	6,727.92 AUD		1,360 Common Stock
Credit Suisse (Hong Kong) Limited	04-Aug-2016	3,288.48 AUD		663 Common Stock
Credit Suisse (Hong Kong) Limited	05-Aug-2016	14,102.55 AUD		-2,849 Common Stock
Credit Suisse (Hong Kong) Limited	05-Aug-2016	570.98 AUD		-115 Common Stock
Credit Suisse (Hong Kong) Limited	05-Aug-2016	106,390.55 AUD		-21,337 Common Stock
Credit Suisse (Hong Kong) Limited	05-Aug-2016	9,999.84 AUD		1,992 Common Stock
Credit Suisse (Hong Kong) Limited	05-Aug-2016	150.00 AUD		30 Common Stock
Credit Suisse (Hong Kong) Limited	08-Aug-2016	157,486.16 AUD		-31,741 Common Stock
Credit Suisse (Hong Kong) Limited	08-Aug-2016	2,659.32 AUD		-534 Common Stock
Credit Suisse (Hong Kong) Limited	08-Aug-2016	641.55 AUD		-130 Common Stock
Credit Suisse (Hong Kong) Limited	08-Aug-2016	101,476.06 AUD		19,877 Common Stock
Credit Suisse (Hong Kong) Limited	09-Aug-2016	47,467.40 AUD		-9,447 Common Stock
Credit Suisse (Hong Kong) Limited	09-Aug-2016	69,979.39 AUD		-13,916 Common Stock
Credit Suisse (Hong Kong) Limited	09-Aug-2016	8,810.10 AUD		-1,755 Common Stock
Credit Suisse (Hong Kong) Limited	09-Aug-2016	3,184.72 AUD		616 Common Stock
Credit Suisse (Hong Kong) Limited	09-Aug-2016	69,573.33 AUD		13,490 Common Stock
Credit Suisse (Hong Kong) Limited	09-Aug-2016	50,000.75 AUD		9,679 Common Stock
Credit Suisse (Hong Kong) Limited	10-Aug-2016	6,842.45 AUD		-1,343 Common Stock
Credit Suisse (Hong Kong) Limited	10-Aug-2016	132,583.69 AUD		-26,007 Common Stock
Credit Suisse (Hong Kong) Limited	10-Aug-2016	46,756.80 AUD		9,094 Common Stock
Credit Suisse (Hong Kong) Limited	10-Aug-2016	14,672.04 AUD		2,829 Common Stock
Credit Suisse (Hong Kong) Limited	11-Aug-2016	24,392.06 AUD		-4,718 Common Stock
Credit Suisse (Hong Kong) Limited	11-Aug-2016	10,002.52 AUD		1,969 Common Stock
Credit Suisse (Hong Kong) Limited	11-Aug-2016	15,846.81 AUD		3,106 Common Stock
Credit Suisse (Hong Kong) Limited	11-Aug-2016	92,282.19 AUD		18,102 Common Stock
Credit Suisse (Hong Kong) Limited	11-Aug-2016	5,413.12 AUD		1,062 Common Stock
Credit Suisse (Hong Kong) Limited	11-Aug-2016	62,154.69 AUD		12,197 Common Stock
Credit Suisse (Hong Kong) Limited	11-Aug-2016	5,843.32 AUD		1,148 Common Stock
Credit Suisse (Hong Kong) Limited	12-Aug-2016	46,897.18 AUD		-9,046 Common Stock
Credit Suisse (Hong Kong) Limited	12-Aug-2016	13,931.33 AUD		2,737 Common Stock

Credit Suisse (Hong Kong) Limited	12-Aug-2016	5,761.95 AUD		1,119 Common Stock
Credit Suisse (Hong Kong) Limited	12-Aug-2016	54,229.03 AUD		10,534 Common Stock
Credit Suisse (Hong Kong) Limited	12-Aug-2016	10,001.30 AUD		1,942 Common Stock
Credit Suisse (Hong Kong) Limited	12-Aug-2016	1,888.56 AUD		366 Common Stock
Credit Suisse (Hong Kong) Limited	15-Aug-2016	20,055.68 AUD		-3,943 Common Stock
Credit Suisse (Hong Kong) Limited	15-Aug-2016	34,778.62 AUD		6,676 Common Stock
Credit Suisse (Hong Kong) Limited	15-Aug-2016	10,594.75 AUD		2,038 Common Stock
Credit Suisse (Hong Kong) Limited	15-Aug-2016	2,766.51 AUD		531 Common Stock
Credit Suisse (Hong Kong) Limited	16-Aug-2016	16,517.90 AUD		-3,204 Common Stock
Credit Suisse (Hong Kong) Limited	16-Aug-2016	62,424.05 AUD		-12,124 Common Stock
Credit Suisse (Hong Kong) Limited	16-Aug-2016	10,135.03 AUD		-1,969 Common Stock
Credit Suisse (Hong Kong) Limited	16-Aug-2016	7,728.41 AUD		1,475 Common Stock
Credit Suisse (Hong Kong) Limited	16-Aug-2016	1,276.45 AUD		245 Common Stock
Credit Suisse (Hong Kong) Limited	16-Aug-2016	46,439.81 AUD		8,910 Common Stock
Credit Suisse (Hong Kong) Limited	16-Aug-2016	29,826.29 AUD		5,689 Common Stock
Credit Suisse (Hong Kong) Limited	17-Aug-2016	82,190.76 AUD		-15,778 Common Stock
Credit Suisse (Hong Kong) Limited	17-Aug-2016	258.00 AUD		-50 Common Stock
Credit Suisse (Hong Kong) Limited	17-Aug-2016	5,619.58 AUD		-1,083 Common Stock
Credit Suisse (Hong Kong) Limited	17-Aug-2016	5,857.81 AUD		-1,130 Common Stock
Credit Suisse (Hong Kong) Limited	17-Aug-2016	1,716.00 AUD		325 Common Stock
Credit Suisse (Hong Kong) Limited	17-Aug-2016	153,540.30 AUD		29,248 Common Stock
Credit Suisse (Hong Kong) Limited	17-Aug-2016	26,610.32 AUD		5,054 Common Stock
Credit Suisse (Hong Kong) Limited	17-Aug-2016	52,525.23 AUD		9,971 Common Stock
Credit Suisse (Hong Kong) Limited	18-Aug-2016	59,741.74 AUD		-11,417 Common Stock
Credit Suisse (Hong Kong) Limited	18-Aug-2016	18,881.04 AUD		-3,624 Common Stock
Credit Suisse (Hong Kong) Limited	18-Aug-2016	36,677.28 AUD		7,108 Common Stock
Credit Suisse (Hong Kong) Limited	18-Aug-2016	6,514.75 AUD		1,265 Common Stock
Credit Suisse (Hong Kong) Limited	18-Aug-2016	48,377.31 AUD		9,296 Common Stock
Credit Suisse (Hong Kong) Limited	18-Aug-2016	2,843.77 AUD		549 Common Stock
Credit Suisse (Hong Kong) Limited	19-Aug-2016	18,973.91 AUD		-3,593 Common Stock
Credit Suisse (Hong Kong) Limited	19-Aug-2016	9,998.10 AUD		-1,890 Common Stock
Credit Suisse (Hong Kong) Limited	19-Aug-2016	5,032.89 AUD		971 Common Stock
Credit Suisse (Hong Kong) Limited	19-Aug-2016	31,744.32 AUD		6,152 Common Stock
Credit Suisse (Hong Kong) Limited	19-Aug-2016	16,068.98 AUD		3,102 Common Stock



Credit Suisse (Hong Kong) Limited	22-Aug-2016	29,339.55 AUD		-5,647 Common Stock
Credit Suisse (Hong Kong) Limited	22-Aug-2016	593.40 AUD		-115 Common Stock
Credit Suisse (Hong Kong) Limited	22-Aug-2016	5,010.36 AUD		-971 Common Stock
Credit Suisse (Hong Kong) Limited	22-Aug-2016	8,003.31 AUD		-1,537 Common Stock
Credit Suisse (Hong Kong) Limited	22-Aug-2016	19,309.43 AUD		3,908 Common Stock
Credit Suisse (Hong Kong) Limited	22-Aug-2016	11,159.61 AUD		2,272 Common Stock
Credit Suisse (Hong Kong) Limited	22-Aug-2016	77,646.96 AUD		15,763 Common Stock
Credit Suisse (Hong Kong) Limited	23-Aug-2016	13,747.03 AUD		-2,659 Common Stock
Credit Suisse (Hong Kong) Limited	23-Aug-2016	1,217.30 AUD		-235 Common Stock
Credit Suisse (Hong Kong) Limited	23-Aug-2016	2,475.56 AUD		-478 Common Stock
Credit Suisse (Hong Kong) Limited	23-Aug-2016	8,982.20 AUD		-1,737 Common Stock
Credit Suisse (Hong Kong) Limited	23-Aug-2016	4,355.22 AUD		915 Common Stock
Credit Suisse (Hong Kong) Limited	23-Aug-2016	171,312.55 AUD		36,015 Common Stock
Credit Suisse (Hong Kong) Limited	23-Aug-2016	24,890.00 AUD		5,240 Common Stock
Credit Suisse (Hong Kong) Limited	24-Aug-2016	7,153.87 AUD		-1,457 Common Stock
Credit Suisse (Hong Kong) Limited	24-Aug-2016	24,475.63 AUD		-4,935 Common Stock
Credit Suisse (Hong Kong) Limited	24-Aug-2016	3,330.74 AUD		-678 Common Stock
Credit Suisse (Hong Kong) Limited	24-Aug-2016	236,139.48 AUD		-48,074 Common Stock
Credit Suisse (Hong Kong) Limited	24-Aug-2016	2,926.36 AUD		-596 Common Stock
Credit Suisse (Hong Kong) Limited	24-Aug-2016	8,018.99 AUD		1,683 Common Stock
Credit Suisse (Hong Kong) Limited	24-Aug-2016	10,155.33 AUD		2,129 Common Stock
Credit Suisse (Hong Kong) Limited	24-Aug-2016	10,033.27 AUD		2,105 Common Stock
Credit Suisse (Hong Kong) Limited	25-Aug-2016	10,431.88 AUD		-2,196 Common Stock
Credit Suisse (Hong Kong) Limited	25-Aug-2016	5,305.75 AUD		-1,117 Common Stock
Credit Suisse (Hong Kong) Limited	25-Aug-2016	95,243.81 AUD		-20,005 Common Stock
Credit Suisse (Hong Kong) Limited	25-Aug-2016	60,236.82 AUD		12,628 Common Stock
Credit Suisse (Hong Kong) Limited	25-Aug-2016	19,876.59 AUD		4,167 Common Stock
Credit Suisse (Hong Kong) Limited	25-Aug-2016	6,561.61 AUD		1,371 Common Stock
Credit Suisse (Hong Kong) Limited	25-Aug-2016	4,605.55 AUD		963 Common Stock
Credit Suisse (Hong Kong) Limited	26-Aug-2016	4,777.74 AUD		-1,002 Common Stock
Credit Suisse (Hong Kong) Limited	26-Aug-2016	21,448.56 AUD		-4,506 Common Stock
Credit Suisse (Hong Kong) Limited	26-Aug-2016	2,908.60 AUD		-611 Common Stock
Credit Suisse (Hong Kong) Limited	26-Aug-2016	32,041.29 AUD		-6,715 Common Stock
Credit Suisse (Hong Kong) Limited	29-Aug-2016	2,224.19 AUD		-465 Common Stock

Credit Suisse (Hong Kong) Limited	29-Aug-2016	29,515.96 AUD		-6,182 Common Stock
Credit Suisse (Hong Kong) Limited	29-Aug-2016	20,887.34 AUD		5,129 Common Stock
Credit Suisse (Hong Kong) Limited	29-Aug-2016	2,158.05 AUD		507 Common Stock
Credit Suisse (Hong Kong) Limited	29-Aug-2016	3,353.56 AUD		823 Common Stock
Credit Suisse (Hong Kong) Limited	29-Aug-2016	49,485.56 AUD		12,067 Common Stock
Credit Suisse (Hong Kong) Limited	30-Aug-2016	25,186.47 AUD		-5,129 Common Stock
Credit Suisse (Hong Kong) Limited	30-Aug-2016	36,717.54 AUD		-7,515 Common Stock
Credit Suisse (Hong Kong) Limited	30-Aug-2016	156,162.73 AUD		-31,941 Common Stock
Credit Suisse (Hong Kong) Limited	30-Aug-2016	18,563.16 AUD		-3,773 Common Stock
Credit Suisse (Hong Kong) Limited	30-Aug-2016	10,454.50 AUD		2,987 Common Stock
Credit Suisse (Hong Kong) Limited	30-Aug-2016	212,602.53 AUD		60,064 Common Stock
Credit Suisse (Hong Kong) Limited	30-Aug-2016	172,205.60 AUD		47,750 Common Stock
Credit Suisse (Hong Kong) Limited	30-Aug-2016	27,217.08 AUD		7,821 Common Stock
Credit Suisse (Hong Kong) Limited	30-Aug-2016	154,711.67 AUD		42,705 Common Stock
Credit Suisse (Hong Kong) Limited	31-Aug-2016	10,994.56 AUD		-2,668 Common Stock
Credit Suisse (Hong Kong) Limited	31-Aug-2016	45,171.18 AUD		-10,871 Common Stock
Credit Suisse (Hong Kong) Limited	31-Aug-2016	10,873.84 AUD		3,161 Common Stock
Credit Suisse (Hong Kong) Limited	31-Aug-2016	363,115.60 AUD		102,819 Common Stock
Credit Suisse (Hong Kong) Limited	31-Aug-2016	19,770.02 AUD		5,761 Common Stock
Credit Suisse International	07-Jun-2016	1,579,220.77 AUD		317,821 Common Stock
Credit Suisse International	14-Jun-2016	1,601.40 AUD		340 Common Stock
Credit Suisse International	23-Jun-2016	61,694.33 AUD		-14,850 Common Stock
Credit Suisse International	06-Jul-2016	68,700.00 AUD		15,000 Common Stock
Credit Suisse International	07-Jul-2016	68,549.25 AUD		-16,500 Common Stock
Credit Suisse International	13-Jul-2016	9,280.00 AUD		2,000 Common Stock
Credit Suisse International	13-Jul-2016	79,843.38 AUD		-17,058 Common Stock
Credit Suisse International	15-Jul-2016	31,222.00 AUD		-6,700 Common Stock
Credit Suisse International	20-Jul-2016	114,240.00 AUD		-24,000 Common Stock
Credit Suisse International	21-Jul-2016	68,549.25 AUD		-16,500 Common Stock
Credit Suisse International	27-Jul-2016	72,525.60 AUD		-14,390 Common Stock
Credit Suisse International	02-Aug-2016	32,906.85 AUD		-6,465 Common Stock
Credit Suisse International	04-Aug-2016	68,549.25 AUD		-16,500 Common Stock
Credit Suisse International	09-Aug-2016	140,621.60 AUD		-28,000 Common Stock
Credit Suisse International	17-Aug-2016	7,392.00 AUD		1,400 Common Stock
Credit Suisse International	17-Aug-2016	291,998.87 AUD		-56,005 Common Stock
Credit Suisse International	18-Aug-2016	68,549.25 AUD		-16,500 Common Stock
Credit Suisse International	18-Aug-2016	538,216.20 AUD		-103,000 Common Stock
Credit Suisse International	29-Aug-2016	2,332,335.03 AUD		573,478 Common Stock

Credit Suisse International	30-Aug-2016	719,420.00 AUD		200,000 Common Stock
Credit Suisse International	31-Aug-2016	685,699.61 AUD		200,767 Common Stock
Credit Suisse Equities (Australia) Limited	03-May-2016	31,875.49 AUD		5,521 Common Stock
Credit Suisse Equities (Australia) Limited	03-May-2016	614.20 AUD		107 Common Stock
Credit Suisse Equities (Australia) Limited	03-May-2016	33,004.43 AUD		5,741 Common Stock
Credit Suisse Equities (Australia) Limited	03-May-2016	30,948.02 AUD		5,376 Common Stock
Credit Suisse Equities (Australia) Limited	03-May-2016	63,212.69 AUD		10,979 Common Stock
Credit Suisse Equities (Australia) Limited	03-May-2016	136,912.25 AUD		23,760 Common Stock
Credit Suisse Equities (Australia) Limited	03-May-2016	53,539.62 AUD		9,308 Common Stock
Credit Suisse Equities (Australia) Limited	03-May-2016	24,442.54 AUD		-4,181 Common Stock
Credit Suisse Equities (Australia) Limited	03-May-2016	2,036.65 AUD		-357 Common Stock
Credit Suisse Equities (Australia) Limited	03-May-2016	71,027.60 AUD		-12,290 Common Stock
Credit Suisse Equities (Australia) Limited	03-May-2016	28,532.90 AUD		-4,978 Common Stock
Credit Suisse Equities (Australia) Limited	03-May-2016	212,274.63 AUD		-36,875 Common Stock
Credit Suisse Equities (Australia) Limited	03-May-2016	2,271.54 AUD		-393 Common Stock
Credit Suisse Equities (Australia) Limited	03-May-2016	62,019.52 AUD		-10,881 Common Stock
Credit Suisse Equities (Australia) Limited	03-May-2016	57,916.62 AUD		-10,156 Common Stock
Credit Suisse Equities (Australia) Limited	04-May-2016	19,311.93 AUD		3,430 Common Stock
Credit Suisse Equities (Australia) Limited	04-May-2016	61,232.25 AUD		10,896 Common Stock
Credit Suisse Equities (Australia) Limited	04-May-2016	231,734.15 AUD		41,261 Common Stock
Credit Suisse Equities (Australia) Limited	04-May-2016	10,460.00 AUD		1,853 Common Stock
Credit Suisse Equities (Australia) Limited	04-May-2016	4,259.05 AUD		759 Common Stock
Credit Suisse Equities (Australia) Limited	04-May-2016	129,389.54 AUD		22,994 Common Stock
Credit Suisse Equities (Australia) Limited	04-May-2016	1,917.59 AUD		-336 Common Stock
Credit Suisse Equities (Australia) Limited	04-May-2016	17,663.37 AUD		-3,081 Common Stock
Credit Suisse Equities (Australia) Limited	04-May-2016	201,846.13 AUD		-35,281 Common Stock
Credit Suisse Equities (Australia) Limited	04-May-2016	67,368.31 AUD		-11,775 Common Stock
Credit Suisse Equities (Australia) Limited	05-May-2016	363.93 AUD		65 Common Stock
Credit Suisse Equities (Australia) Limited	05-May-2016	2,509.68 AUD		447 Common Stock
Credit Suisse Equities (Australia) Limited	05-May-2016	20,971.58 AUD		3,731 Common Stock
Credit Suisse Equities (Australia) Limited	05-May-2016	9,877.83 AUD		1,749 Common Stock
Credit Suisse Equities (Australia) Limited	05-May-2016	79,203.31 AUD		14,023 Common Stock
Credit Suisse Equities (Australia) Limited	05-May-2016	22,100.37 AUD		3,927 Common Stock
Credit Suisse Equities (Australia) Limited	05-May-2016	3,190.65 AUD		-554 Common Stock
Credit Suisse Equities	05-May-2016	5,086.08 AUD		-883 Common Stock

(Australia) Limited				
Credit Suisse Equities (Australia) Limited	05-May-2016	1,160.67 AUD		-202 Common Stock
Credit Suisse Equities (Australia) Limited	05-May-2016	142,950.90 AUD		-24,858 Common Stock
Credit Suisse Equities (Australia) Limited	06-May-2016	10,369.55 AUD		1,844 Common Stock
Credit Suisse Equities (Australia) Limited	06-May-2016	560,220.00 AUD		100,000 Common Stock
Credit Suisse Equities (Australia) Limited	06-May-2016	31,696.67 AUD		5,680 Common Stock
Credit Suisse Equities (Australia) Limited	06-May-2016	114,423.80 AUD		20,252 Common Stock
Credit Suisse Equities (Australia) Limited	06-May-2016	108,050.40 AUD		19,350 Common Stock
Credit Suisse Equities (Australia) Limited	06-May-2016	5,988.99 AUD		1,094 Common Stock
Credit Suisse Equities (Australia) Limited	06-May-2016	5,248.40 AUD		-933 Common Stock
Credit Suisse Equities (Australia) Limited	06-May-2016	5,247.63 AUD		-932 Common Stock
Credit Suisse Equities (Australia) Limited	06-May-2016	15,993.74 AUD		-2,804 Common Stock
Credit Suisse Equities (Australia) Limited	06-May-2016	242,651.68 AUD		-43,099 Common Stock
Credit Suisse Equities (Australia) Limited	06-May-2016	76,044.73 AUD		-13,547 Common Stock
Credit Suisse Equities (Australia) Limited	06-May-2016	47,502.05 AUD		-8,491 Common Stock
Credit Suisse Equities (Australia) Limited	06-May-2016	114,423.80 AUD		-20,252 Common Stock
Credit Suisse Equities (Australia) Limited	09-May-2016	11,076.71 AUD		1,974 Common Stock
Credit Suisse Equities (Australia) Limited	09-May-2016	564,900.00 AUD		100,000 Common Stock
Credit Suisse Equities (Australia) Limited	09-May-2016	7,652,915.89 AUD		1,376,003 Common Stock
Credit Suisse Equities (Australia) Limited	09-May-2016	3,456.81 AUD		616 Common Stock
Credit Suisse Equities (Australia) Limited	09-May-2016	143,485.63 AUD		25,611 Common Stock
Credit Suisse Equities (Australia) Limited	09-May-2016	85,244.40 AUD		15,235 Common Stock
Credit Suisse Equities (Australia) Limited	09-May-2016	98,457.48 AUD		17,457 Common Stock
Credit Suisse Equities (Australia) Limited	09-May-2016	9,002.84 AUD		-1,609 Common Stock
Credit Suisse Equities (Australia) Limited	09-May-2016	2,079.59 AUD		-373 Common Stock
Credit Suisse Equities (Australia) Limited	09-May-2016	37,784.47 AUD		-6,734 Common Stock
Credit Suisse Equities (Australia) Limited	09-May-2016	14,125.00 AUD		-2,500 Common Stock
Credit Suisse Equities (Australia) Limited	09-May-2016	273,315.33 AUD		-48,529 Common Stock
Credit Suisse Equities (Australia) Limited	09-May-2016	8,130.35 AUD		-1,439 Common Stock
Credit Suisse Equities (Australia) Limited	10-May-2016	2,211.84 AUD		384 Common Stock
Credit Suisse Equities (Australia) Limited	10-May-2016	166,006.31 AUD		28,695 Common Stock
Credit Suisse Equities (Australia) Limited	10-May-2016	24,643.80 AUD		4,206 Common Stock
Credit Suisse Equities (Australia) Limited	10-May-2016	11,100.77 AUD		1,917 Common Stock
Credit Suisse Equities (Australia) Limited	10-May-2016	47,615.95 AUD		8,330 Common Stock
Credit Suisse Equities	10-May-2016	4,236.25 AUD		725 Common Stock

(Australia) Limited				
Credit Suisse Equities (Australia) Limited	10-May-2016	12,780.25 AUD		2,180 Common Stock
Credit Suisse Equities (Australia) Limited	10-May-2016	19,177.69 AUD		-3,456 Common Stock
Credit Suisse Equities (Australia) Limited	10-May-2016	36,775.51 AUD		-6,566 Common Stock
Credit Suisse Equities (Australia) Limited	10-May-2016	144,408.35 AUD		-25,559 Common Stock
Credit Suisse Equities (Australia) Limited	10-May-2016	125,920.74 AUD		-22,471 Common Stock
Credit Suisse Equities (Australia) Limited	10-May-2016	185,474.78 AUD		-33,088 Common Stock
Credit Suisse Equities (Australia) Limited	11-May-2016	30,774.89 AUD		5,204 Common Stock
Credit Suisse Equities (Australia) Limited	11-May-2016	64,675.22 AUD		10,999 Common Stock
Credit Suisse Equities (Australia) Limited	11-May-2016	80,643.12 AUD		13,928 Common Stock
Credit Suisse Equities (Australia) Limited	11-May-2016	141,983.26 AUD		24,034 Common Stock
Credit Suisse Equities (Australia) Limited	11-May-2016	57,369.52 AUD		9,722 Common Stock
Credit Suisse Equities (Australia) Limited	11-May-2016	141,226.65 AUD		-25,086 Common Stock
Credit Suisse Equities (Australia) Limited	11-May-2016	6,564.96 AUD		-1,164 Common Stock
Credit Suisse Equities (Australia) Limited	11-May-2016	2,744.00 AUD		-490 Common Stock
Credit Suisse Equities (Australia) Limited	11-May-2016	50,177.40 AUD		-8,883 Common Stock
Credit Suisse Equities (Australia) Limited	11-May-2016	80,643.12 AUD		-13,928 Common Stock
Credit Suisse Equities (Australia) Limited	11-May-2016	142,498.52 AUD		-25,246 Common Stock
Credit Suisse Equities (Australia) Limited	12-May-2016	36,900.57 AUD		6,181 Common Stock
Credit Suisse Equities (Australia) Limited	12-May-2016	11,672.10 AUD		1,965 Common Stock
Credit Suisse Equities (Australia) Limited	12-May-2016	16,008.30 AUD		2,695 Common Stock
Credit Suisse Equities (Australia) Limited	12-May-2016	2,570.33 AUD		427 Common Stock
Credit Suisse Equities (Australia) Limited	12-May-2016	98,150.57 AUD		16,458 Common Stock
Credit Suisse Equities (Australia) Limited	12-May-2016	37,237.56 AUD		6,268 Common Stock
Credit Suisse Equities (Australia) Limited	12-May-2016	6,308.81 AUD		1,062 Common Stock
Credit Suisse Equities (Australia) Limited	12-May-2016	82,415.50 AUD		-14,098 Common Stock
Credit Suisse Equities (Australia) Limited	12-May-2016	19,183.59 AUD		-3,287 Common Stock
Credit Suisse Equities (Australia) Limited	12-May-2016	175,443.00 AUD		-30,000 Common Stock
Credit Suisse Equities (Australia) Limited	12-May-2016	59,776.11 AUD		-10,283 Common Stock
Credit Suisse Equities (Australia) Limited	12-May-2016	36,900.57 AUD		-6,181 Common Stock
Credit Suisse Equities (Australia) Limited	13-May-2016	29,153.50 AUD		5,000 Common Stock
Credit Suisse Equities (Australia) Limited	13-May-2016	3,165.66 AUD		542 Common Stock
Credit Suisse Equities (Australia) Limited	13-May-2016	92,877.82 AUD		15,913 Common Stock
Credit Suisse Equities (Australia) Limited	13-May-2016	22,046.98 AUD		-3,761 Common Stock
Credit Suisse Equities	13-May-2016	868.41 AUD		-150 Common Stock

(Australia) Limited				
Credit Suisse Equities (Australia) Limited	13-May-2016	9,062.12 AUD		-1,521 Common Stock
Credit Suisse Equities (Australia) Limited	13-May-2016	905.68 AUD		-151 Common Stock
Credit Suisse Equities (Australia) Limited	13-May-2016	64,658.32 AUD		-10,796 Common Stock
Credit Suisse Equities (Australia) Limited	13-May-2016	119,820.00 AUD		-20,000 Common Stock
Credit Suisse Equities (Australia) Limited	13-May-2016	18,989.97 AUD		-3,167 Common Stock
Credit Suisse Equities (Australia) Limited	16-May-2016	35,435.81 AUD		6,002 Common Stock
Credit Suisse Equities (Australia) Limited	16-May-2016	10,983.28 AUD		1,854 Common Stock
Credit Suisse Equities (Australia) Limited	16-May-2016	21,045.32 AUD		3,569 Common Stock
Credit Suisse Equities (Australia) Limited	16-May-2016	1,781.82 AUD		-300 Common Stock
Credit Suisse Equities (Australia) Limited	16-May-2016	2,441.34 AUD		-411 Common Stock
Credit Suisse Equities (Australia) Limited	16-May-2016	39,833.92 AUD		-6,710 Common Stock
Credit Suisse Equities (Australia) Limited	16-May-2016	11,511.32 AUD		-1,935 Common Stock
Credit Suisse Equities (Australia) Limited	16-May-2016	33,210.48 AUD		-5,583 Common Stock
Credit Suisse Equities (Australia) Limited	16-May-2016	296,585.00 AUD		-50,000 Common Stock
Credit Suisse Equities (Australia) Limited	16-May-2016	516.78 AUD		-87 Common Stock
Credit Suisse Equities (Australia) Limited	16-May-2016	334,044.99 AUD		-56,246 Common Stock
Credit Suisse Equities (Australia) Limited	17-May-2016	9,561.28 AUD		1,600 Common Stock
Credit Suisse Equities (Australia) Limited	17-May-2016	38,158.38 AUD		6,427 Common Stock
Credit Suisse Equities (Australia) Limited	17-May-2016	12,689.34 AUD		2,136 Common Stock
Credit Suisse Equities (Australia) Limited	17-May-2016	23,117.70 AUD		3,896 Common Stock
Credit Suisse Equities (Australia) Limited	17-May-2016	15,158.75 AUD		2,559 Common Stock
Credit Suisse Equities (Australia) Limited	17-May-2016	3,011.93 AUD		507 Common Stock
Credit Suisse Equities (Australia) Limited	17-May-2016	16,362.92 AUD		2,756 Common Stock
Credit Suisse Equities (Australia) Limited	17-May-2016	36,021.92 AUD		-6,173 Common Stock
Credit Suisse Equities (Australia) Limited	17-May-2016	151.84 AUD		-26 Common Stock
Credit Suisse Equities (Australia) Limited	17-May-2016	190,073.80 AUD		-32,596 Common Stock
Credit Suisse Equities (Australia) Limited	17-May-2016	769.78 AUD		-132 Common Stock
Credit Suisse Equities (Australia) Limited	17-May-2016	34,628.05 AUD		-5,932 Common Stock
Credit Suisse Equities (Australia) Limited	18-May-2016	2,238.52 AUD		382 Common Stock
Credit Suisse Equities (Australia) Limited	18-May-2016	22,454.80 AUD		3,845 Common Stock
Credit Suisse Equities (Australia) Limited	18-May-2016	40,152.90 AUD		-6,805 Common Stock
Credit Suisse Equities (Australia) Limited	18-May-2016	46,777.74 AUD		-7,911 Common Stock
Credit Suisse Equities (Australia) Limited	18-May-2016	22,454.80 AUD		-3,845 Common Stock
Credit Suisse Equities	18-May-2016	3,150.33 AUD		-534 Common Stock

(Australia) Limited				
Credit Suisse Equities (Australia) Limited	18-May-2016	19,534.63 AUD		-3,315 Common Stock
Credit Suisse Equities (Australia) Limited	19-May-2016	10,428.05 AUD		1,783 Common Stock
Credit Suisse Equities (Australia) Limited	19-May-2016	15,773.62 AUD		2,672 Common Stock
Credit Suisse Equities (Australia) Limited	19-May-2016	8,848.62 AUD		-1,483 Common Stock
Credit Suisse Equities (Australia) Limited	19-May-2016	597.94 AUD		-100 Common Stock
Credit Suisse Equities (Australia) Limited	19-May-2016	151,066.07 AUD		-25,459 Common Stock
Credit Suisse Equities (Australia) Limited	19-May-2016	2,650.91 AUD		-443 Common Stock
Credit Suisse Equities (Australia) Limited	19-May-2016	47,061.43 AUD		-7,922 Common Stock
Credit Suisse Equities (Australia) Limited	19-May-2016	589,530.00 AUD		-100,000 Common Stock
Credit Suisse Equities (Australia) Limited	20-May-2016	77,859.88 AUD		13,262 Common Stock
Credit Suisse Equities (Australia) Limited	20-May-2016	18,344.47 AUD		3,128 Common Stock
Credit Suisse Equities (Australia) Limited	20-May-2016	42,658.50 AUD		7,263 Common Stock
Credit Suisse Equities (Australia) Limited	20-May-2016	7,165.39 AUD		1,225 Common Stock
Credit Suisse Equities (Australia) Limited	20-May-2016	1,771.32 AUD		-300 Common Stock
Credit Suisse Equities (Australia) Limited	20-May-2016	14,245.70 AUD		-2,440 Common Stock
Credit Suisse Equities (Australia) Limited	20-May-2016	43,019.68 AUD		-7,344 Common Stock
Credit Suisse Equities (Australia) Limited	20-May-2016	52,420.48 AUD		-8,938 Common Stock
Credit Suisse Equities (Australia) Limited	20-May-2016	424,421.70 AUD		-72,490 Common Stock
Credit Suisse Equities (Australia) Limited	20-May-2016	55,903.05 AUD		-9,569 Common Stock
Credit Suisse Equities (Australia) Limited	23-May-2016	537.28 AUD		92 Common Stock
Credit Suisse Equities (Australia) Limited	23-May-2016	24,908.39 AUD		4,229 Common Stock
Credit Suisse Equities (Australia) Limited	23-May-2016	1,962.35 AUD		334 Common Stock
Credit Suisse Equities (Australia) Limited	23-May-2016	15,705.13 AUD		2,678 Common Stock
Credit Suisse Equities (Australia) Limited	23-May-2016	68,972.22 AUD		11,769 Common Stock
Credit Suisse Equities (Australia) Limited	23-May-2016	20,626.78 AUD		-3,502 Common Stock
Credit Suisse Equities (Australia) Limited	23-May-2016	38,200.05 AUD		-6,488 Common Stock
Credit Suisse Equities (Australia) Limited	23-May-2016	179,923.18 AUD		-30,712 Common Stock
Credit Suisse Equities (Australia) Limited	23-May-2016	223,484.27 AUD		-37,943 Common Stock
Credit Suisse Equities (Australia) Limited	23-May-2016	73,061.19 AUD		-12,458 Common Stock
Credit Suisse Equities (Australia) Limited	24-May-2016	5,842.57 AUD		1,014 Common Stock
Credit Suisse Equities (Australia) Limited	24-May-2016	1,443.20 AUD		252 Common Stock
Credit Suisse Equities (Australia) Limited	24-May-2016	22,683.24 AUD		3,962 Common Stock
Credit Suisse Equities (Australia) Limited	24-May-2016	85,374.76 AUD		14,862 Common Stock
Credit Suisse Equities	24-May-2016	18,540.37 AUD		3,232 Common Stock

(Australia) Limited				
Credit Suisse Equities (Australia) Limited	24-May-2016	282,968.88 AUD		49,200 Common Stock
Credit Suisse Equities (Australia) Limited	24-May-2016	140,624.86 AUD		-23,876 Common Stock
Credit Suisse Equities (Australia) Limited	24-May-2016	118,542.25 AUD		-20,197 Common Stock
Credit Suisse Equities (Australia) Limited	24-May-2016	846.72 AUD		-144 Common Stock
Credit Suisse Equities (Australia) Limited	25-May-2016	75,732.00 AUD		13,163 Common Stock
Credit Suisse Equities (Australia) Limited	25-May-2016	75,666.49 AUD		13,041 Common Stock
Credit Suisse Equities (Australia) Limited	25-May-2016	58,438.80 AUD		10,084 Common Stock
Credit Suisse Equities (Australia) Limited	25-May-2016	693.00 AUD		119 Common Stock
Credit Suisse Equities (Australia) Limited	25-May-2016	246,216.93 AUD		42,449 Common Stock
Credit Suisse Equities (Australia) Limited	25-May-2016	7,500,665.01 AUD		1,303,149 Common Stock
Credit Suisse Equities (Australia) Limited	25-May-2016	2,680.28 AUD		-459 Common Stock
Credit Suisse Equities (Australia) Limited	25-May-2016	269.56 AUD		-46 Common Stock
Credit Suisse Equities (Australia) Limited	25-May-2016	43,551.44 AUD		-7,448 Common Stock
Credit Suisse Equities (Australia) Limited	25-May-2016	24,231.48 AUD		-4,121 Common Stock
Credit Suisse Equities (Australia) Limited	25-May-2016	697.34 AUD		-119 Common Stock
Credit Suisse Equities (Australia) Limited	25-May-2016	6,436.70 AUD		-1,098 Common Stock
Credit Suisse Equities (Australia) Limited	26-May-2016	201,636.05 AUD		34,705 Common Stock
Credit Suisse Equities (Australia) Limited	26-May-2016	25,797.03 AUD		4,475 Common Stock
Credit Suisse Equities (Australia) Limited	26-May-2016	556,494.10 AUD		96,216 Common Stock
Credit Suisse Equities (Australia) Limited	26-May-2016	189,334.52 AUD		32,724 Common Stock
Credit Suisse Equities (Australia) Limited	26-May-2016	49,818.78 AUD		8,593 Common Stock
Credit Suisse Equities (Australia) Limited	26-May-2016	2,785.71 AUD		484 Common Stock
Credit Suisse Equities (Australia) Limited	26-May-2016	20,107.64 AUD		3,457 Common Stock
Credit Suisse Equities (Australia) Limited	26-May-2016	4,142.97 AUD		-717 Common Stock
Credit Suisse Equities (Australia) Limited	26-May-2016	4,159.47 AUD		-726 Common Stock
Credit Suisse Equities (Australia) Limited	27-May-2016	10,357.88 AUD		1,782 Common Stock
Credit Suisse Equities (Australia) Limited	27-May-2016	6,046.15 AUD		1,039 Common Stock
Credit Suisse Equities (Australia) Limited	27-May-2016	18,080.09 AUD		3,120 Common Stock
Credit Suisse Equities (Australia) Limited	27-May-2016	6,841.79 AUD		1,175 Common Stock
Credit Suisse Equities (Australia) Limited	27-May-2016	42,232.81 AUD		7,255 Common Stock
Credit Suisse Equities (Australia) Limited	27-May-2016	49,529.45 AUD		8,530 Common Stock
Credit Suisse Equities (Australia) Limited	27-May-2016	100,604.64 AUD		17,328 Common Stock
Credit Suisse Equities (Australia) Limited	27-May-2016	440.12 AUD		-76 Common Stock
Credit Suisse Equities	27-May-2016	3,642.66 AUD		-632 Common Stock



(Australia) Limited				
Credit Suisse Equities (Australia) Limited	27-May-2016	45,948.31 AUD		-7,928 Common Stock
Credit Suisse Equities (Australia) Limited	27-May-2016	257,830.87 AUD		-44,472 Common Stock
Credit Suisse Equities (Australia) Limited	30-May-2016	200,720.16 AUD		34,488 Common Stock
Credit Suisse Equities (Australia) Limited	30-May-2016	158,049.16 AUD		26,783 Common Stock
Credit Suisse Equities (Australia) Limited	30-May-2016	185,989.92 AUD		31,714 Common Stock
Credit Suisse Equities (Australia) Limited	30-May-2016	52,935.99 AUD		9,096 Common Stock
Credit Suisse Equities (Australia) Limited	30-May-2016	24,002.57 AUD		4,039 Common Stock
Credit Suisse Equities (Australia) Limited	30-May-2016	5,448.27 AUD		936 Common Stock
Credit Suisse Equities (Australia) Limited	30-May-2016	3,473.49 AUD		596 Common Stock
Credit Suisse Equities (Australia) Limited	30-May-2016	16,042.20 AUD		-2,769 Common Stock
Credit Suisse Equities (Australia) Limited	30-May-2016	299,668.18 AUD		-51,800 Common Stock
Credit Suisse Equities (Australia) Limited	30-May-2016	2,592.60 AUD		-447 Common Stock
Credit Suisse Equities (Australia) Limited	31-May-2016	401,111.82 AUD		69,193 Common Stock
Credit Suisse Equities (Australia) Limited	31-May-2016	15,520.05 AUD		2,653 Common Stock
Credit Suisse Equities (Australia) Limited	31-May-2016	108,547.36 AUD		18,738 Common Stock
Credit Suisse Equities (Australia) Limited	31-May-2016	74,444.59 AUD		12,869 Common Stock
Credit Suisse Equities (Australia) Limited	31-May-2016	48,215.42 AUD		8,312 Common Stock
Credit Suisse Equities (Australia) Limited	31-May-2016	1,040.40 AUD		180 Common Stock
Credit Suisse Equities (Australia) Limited	31-May-2016	105,795.49 AUD		18,234 Common Stock
Credit Suisse Equities (Australia) Limited	31-May-2016	6,237.83 AUD		1,071 Common Stock
Credit Suisse Equities (Australia) Limited	31-May-2016	466.80 AUD		-80 Common Stock
Credit Suisse Equities (Australia) Limited	31-May-2016	20,061.54 AUD		-3,447 Common Stock
Credit Suisse Equities (Australia) Limited	31-May-2016	59,263.94 AUD		-10,197 Common Stock
Credit Suisse Equities (Australia) Limited	31-May-2016	325,794.98 AUD		-56,128 Common Stock
Credit Suisse Equities (Australia) Limited	31-May-2016	27,033.80 AUD		-4,661 Common Stock
Credit Suisse Equities (Australia) Limited	31-May-2016	18,894.77 AUD		-3,258 Common Stock
Credit Suisse Equities (Australia) Limited	01-Jun-2016	2,645.46 AUD		468 Common Stock
Credit Suisse Equities (Australia) Limited	01-Jun-2016	521.18 AUD		92 Common Stock
Credit Suisse Equities (Australia) Limited	01-Jun-2016	67,484.26 AUD		11,871 Common Stock
Credit Suisse Equities (Australia) Limited	01-Jun-2016	11,935.98 AUD		2,105 Common Stock
Credit Suisse Equities (Australia) Limited	01-Jun-2016	322,169.07 AUD		56,677 Common Stock
Credit Suisse Equities (Australia) Limited	01-Jun-2016	185,534.36 AUD		-31,554 Common Stock
Credit Suisse Equities (Australia) Limited	01-Jun-2016	18,972.77 AUD		-3,198 Common Stock
Credit Suisse Equities	01-Jun-2016	60,230.67 AUD		-10,165 Common Stock

(Australia) Limited				
Credit Suisse Equities (Australia) Limited	01-Jun-2016	30,441.15 AUD		-5,148 Common Stock
Credit Suisse Equities (Australia) Limited	02-Jun-2016	14,633.07 AUD		2,730 Common Stock
Credit Suisse Equities (Australia) Limited	02-Jun-2016	29,918.90 AUD		5,451 Common Stock
Credit Suisse Equities (Australia) Limited	02-Jun-2016	639.60 AUD		120 Common Stock
Credit Suisse Equities (Australia) Limited	02-Jun-2016	70,474.04 AUD		13,247 Common Stock
Credit Suisse Equities (Australia) Limited	02-Jun-2016	2,306.54 AUD		-399 Common Stock
Credit Suisse Equities (Australia) Limited	02-Jun-2016	15,294.58 AUD		-2,648 Common Stock
Credit Suisse Equities (Australia) Limited	02-Jun-2016	228,019.68 AUD		-39,366 Common Stock
Credit Suisse Equities (Australia) Limited	02-Jun-2016	22,078.21 AUD		-3,823 Common Stock
Credit Suisse Equities (Australia) Limited	02-Jun-2016	9,662.80 AUD		-1,666 Common Stock
Credit Suisse Equities (Australia) Limited	02-Jun-2016	6,183.31 AUD		-1,071 Common Stock
Credit Suisse Equities (Australia) Limited	02-Jun-2016	28,207.80 AUD		-4,864 Common Stock
Credit Suisse Equities (Australia) Limited	03-Jun-2016	67,772.53 AUD		12,588 Common Stock
Credit Suisse Equities (Australia) Limited	03-Jun-2016	119,690.77 AUD		22,230 Common Stock
Credit Suisse Equities (Australia) Limited	03-Jun-2016	40,251.53 AUD		7,476 Common Stock
Credit Suisse Equities (Australia) Limited	03-Jun-2016	2,064.45 AUD		383 Common Stock
Credit Suisse Equities (Australia) Limited	03-Jun-2016	16,882.86 AUD		3,134 Common Stock
Credit Suisse Equities (Australia) Limited	03-Jun-2016	3,355.56 AUD		624 Common Stock
Credit Suisse Equities (Australia) Limited	03-Jun-2016	332,750.54 AUD		61,799 Common Stock
Credit Suisse Equities (Australia) Limited	03-Jun-2016	14,498.12 AUD		-2,548 Common Stock
Credit Suisse Equities (Australia) Limited	03-Jun-2016	8,445.67 AUD		-1,467 Common Stock
Credit Suisse Equities (Australia) Limited	03-Jun-2016	13,251.65 AUD		-2,349 Common Stock
Credit Suisse Equities (Australia) Limited	03-Jun-2016	4,436.64 AUD		-780 Common Stock
Credit Suisse Equities (Australia) Limited	03-Jun-2016	2,680.33 AUD		-468 Common Stock
Credit Suisse Equities (Australia) Limited	06-Jun-2016	26,554.36 AUD		5,013 Common Stock
Credit Suisse Equities (Australia) Limited	06-Jun-2016	40,389.68 AUD		7,639 Common Stock
Credit Suisse Equities (Australia) Limited	06-Jun-2016	749.76 AUD		142 Common Stock
Credit Suisse Equities (Australia) Limited	06-Jun-2016	2,640.00 AUD		500 Common Stock
Credit Suisse Equities (Australia) Limited	06-Jun-2016	11,147.34 AUD		2,110 Common Stock
Credit Suisse Equities (Australia) Limited	06-Jun-2016	1,332,865.59 AUD		-249,764 Common Stock
Credit Suisse Equities (Australia) Limited	06-Jun-2016	144,676.22 AUD		-27,098 Common Stock
Credit Suisse Equities (Australia) Limited	06-Jun-2016	66,330.57 AUD		-12,214 Common Stock
Credit Suisse Equities (Australia) Limited	06-Jun-2016	139,538.41 AUD		-26,061 Common Stock
Credit Suisse Equities	06-Jun-2016	1,677.00 AUD		-300 Common Stock

(Australia) Limited				
Credit Suisse Equities (Australia) Limited	06-Jun-2016	73,362.55 AUD		-13,082 Common Stock
Credit Suisse Equities (Australia) Limited	06-Jun-2016	178,515.10 AUD		-33,490 Common Stock
Credit Suisse Equities (Australia) Limited	06-Jun-2016	10,529.32 AUD		-1,974 Common Stock
Credit Suisse Equities (Australia) Limited	07-Jun-2016	702,134.27 AUD		137,641 Common Stock
Credit Suisse Equities (Australia) Limited	07-Jun-2016	30,975.48 AUD		6,192 Common Stock
Credit Suisse Equities (Australia) Limited	07-Jun-2016	3,643.82 AUD		760 Common Stock
Credit Suisse Equities (Australia) Limited	07-Jun-2016	240,480.00 AUD		50,000 Common Stock
Credit Suisse Equities (Australia) Limited	07-Jun-2016	77,453.32 AUD		15,084 Common Stock
Credit Suisse Equities (Australia) Limited	07-Jun-2016	11,999.56 AUD		2,422 Common Stock
Credit Suisse Equities (Australia) Limited	07-Jun-2016	103,652.69 AUD		20,664 Common Stock
Credit Suisse Equities (Australia) Limited	07-Jun-2016	2,996.26 AUD		624 Common Stock
Credit Suisse Equities (Australia) Limited	07-Jun-2016	32,798.28 AUD		6,586 Common Stock
Credit Suisse Equities (Australia) Limited	07-Jun-2016	100,418.76 AUD		19,461 Common Stock
Credit Suisse Equities (Australia) Limited	07-Jun-2016	240,621.34 AUD		-44,721 Common Stock
Credit Suisse Equities (Australia) Limited	07-Jun-2016	387,005.61 AUD		-71,862 Common Stock
Credit Suisse Equities (Australia) Limited	07-Jun-2016	434,958.89 AUD		-81,010 Common Stock
Credit Suisse Equities (Australia) Limited	07-Jun-2016	17,013.11 AUD		-3,159 Common Stock
Credit Suisse Equities (Australia) Limited	07-Jun-2016	15,512.28 AUD		-2,864 Common Stock
Credit Suisse Equities (Australia) Limited	07-Jun-2016	7,212.79 AUD		-1,339 Common Stock
Credit Suisse Equities (Australia) Limited	07-Jun-2016	69,861.52 AUD		-12,990 Common Stock
Credit Suisse Equities (Australia) Limited	08-Jun-2016	129,292.63 AUD		26,125 Common Stock
Credit Suisse Equities (Australia) Limited	08-Jun-2016	88,021.90 AUD		17,833 Common Stock
Credit Suisse Equities (Australia) Limited	08-Jun-2016	174,969.42 AUD		35,534 Common Stock
Credit Suisse Equities (Australia) Limited	08-Jun-2016	588,028.27 AUD		119,416 Common Stock
Credit Suisse Equities (Australia) Limited	08-Jun-2016	68,609.62 AUD		13,881 Common Stock
Credit Suisse Equities (Australia) Limited	08-Jun-2016	81,580.97 AUD		16,565 Common Stock
Credit Suisse Equities (Australia) Limited	08-Jun-2016	11,437.92 AUD		2,350 Common Stock
Credit Suisse Equities (Australia) Limited	08-Jun-2016	253.44 AUD		-48 Common Stock
Credit Suisse Equities (Australia) Limited	08-Jun-2016	76,847.87 AUD		-14,538 Common Stock
Credit Suisse Equities (Australia) Limited	08-Jun-2016	272,912.66 AUD		-51,602 Common Stock
Credit Suisse Equities (Australia) Limited	08-Jun-2016	28,723.65 AUD		-5,412 Common Stock
Credit Suisse Equities (Australia) Limited	08-Jun-2016	25,098.91 AUD		-4,736 Common Stock
Credit Suisse Equities (Australia) Limited	08-Jun-2016	26,169.78 AUD		-4,922 Common Stock
Credit Suisse Equities	09-Jun-2016	747.24 AUD		156 Common Stock

(Australia) Limited				
Credit Suisse Equities (Australia) Limited	09-Jun-2016	5,944.51 AUD		1,241 Common Stock
Credit Suisse Equities (Australia) Limited	09-Jun-2016	5,585.94 AUD		1,148 Common Stock
Credit Suisse Equities (Australia) Limited	09-Jun-2016	178,351.38 AUD		37,179 Common Stock
Credit Suisse Equities (Australia) Limited	09-Jun-2016	92,601.40 AUD		19,300 Common Stock
Credit Suisse Equities (Australia) Limited	09-Jun-2016	236,416.83 AUD		49,345 Common Stock
Credit Suisse Equities (Australia) Limited	09-Jun-2016	175,355.43 AUD		36,214 Common Stock
Credit Suisse Equities (Australia) Limited	09-Jun-2016	173,869.38 AUD		36,401 Common Stock
Credit Suisse Equities (Australia) Limited	09-Jun-2016	18,993.60 AUD		-3,967 Common Stock
Credit Suisse Equities (Australia) Limited	09-Jun-2016	4,375.70 AUD		-893 Common Stock
Credit Suisse Equities (Australia) Limited	09-Jun-2016	9,340.47 AUD		-1,918 Common Stock
Credit Suisse Equities (Australia) Limited	09-Jun-2016	257,925.00 AUD		-50,000 Common Stock
Credit Suisse Equities (Australia) Limited	09-Jun-2016	385,620.93 AUD		-78,251 Common Stock
Credit Suisse Equities (Australia) Limited	09-Jun-2016	177,740.40 AUD		-35,040 Common Stock
Credit Suisse Equities (Australia) Limited	09-Jun-2016	85,905.66 AUD		-17,264 Common Stock
Credit Suisse Equities (Australia) Limited	10-Jun-2016	34,435.73 AUD		7,031 Common Stock
Credit Suisse Equities (Australia) Limited	10-Jun-2016	151,262.11 AUD		30,710 Common Stock
Credit Suisse Equities (Australia) Limited	10-Jun-2016	67,575.27 AUD		13,739 Common Stock
Credit Suisse Equities (Australia) Limited	10-Jun-2016	14,482.87 AUD		2,938 Common Stock
Credit Suisse Equities (Australia) Limited	10-Jun-2016	12,153.98 AUD		2,480 Common Stock
Credit Suisse Equities (Australia) Limited	10-Jun-2016	107,768.13 AUD		21,913 Common Stock
Credit Suisse Equities (Australia) Limited	10-Jun-2016	17,095.19 AUD		3,464 Common Stock
Credit Suisse Equities (Australia) Limited	10-Jun-2016	58,742.26 AUD		-11,740 Common Stock
Credit Suisse Equities (Australia) Limited	10-Jun-2016	248,823.45 AUD		-50,541 Common Stock
Credit Suisse Equities (Australia) Limited	10-Jun-2016	88,603.70 AUD		-17,976 Common Stock
Credit Suisse Equities (Australia) Limited	10-Jun-2016	47,227.32 AUD		-9,601 Common Stock
Credit Suisse Equities (Australia) Limited	14-Jun-2016	12,701.62 AUD		2,672 Common Stock
Credit Suisse Equities (Australia) Limited	14-Jun-2016	11,822.28 AUD		2,498 Common Stock
Credit Suisse Equities (Australia) Limited	14-Jun-2016	38,401.92 AUD		8,136 Common Stock
Credit Suisse Equities (Australia) Limited	14-Jun-2016	86,776.41 AUD		18,418 Common Stock
Credit Suisse Equities (Australia) Limited	14-Jun-2016	216,187.92 AUD		45,930 Common Stock
Credit Suisse Equities (Australia) Limited	14-Jun-2016	73,727.72 AUD		-15,321 Common Stock
Credit Suisse Equities (Australia) Limited	14-Jun-2016	37,941.08 AUD		-7,825 Common Stock
Credit Suisse Equities (Australia) Limited	15-Jun-2016	11,505.31 AUD		2,496 Common Stock
Credit Suisse Equities	15-Jun-2016	329,180.18 AUD		71,477 Common Stock

(Australia) Limited				
Credit Suisse Equities (Australia) Limited	15-Jun-2016	9,537.91 AUD		2,059 Common Stock
Credit Suisse Equities (Australia) Limited	15-Jun-2016	26,740.19 AUD		5,804 Common Stock
Credit Suisse Equities (Australia) Limited	15-Jun-2016	6,213.78 AUD		1,350 Common Stock
Credit Suisse Equities (Australia) Limited	15-Jun-2016	8,349.94 AUD		1,819 Common Stock
Credit Suisse Equities (Australia) Limited	15-Jun-2016	9,270.29 AUD		2,012 Common Stock
Credit Suisse Equities (Australia) Limited	15-Jun-2016	92,194.00 AUD		20,000 Common Stock
Credit Suisse Equities (Australia) Limited	15-Jun-2016	28,294.04 AUD		6,143 Common Stock
Credit Suisse Equities (Australia) Limited	15-Jun-2016	4,139.72 AUD		-838 Common Stock
Credit Suisse Equities (Australia) Limited	15-Jun-2016	9,947.84 AUD		-2,017 Common Stock
Credit Suisse Equities (Australia) Limited	16-Jun-2016	233,477.60 AUD		50,756 Common Stock
Credit Suisse Equities (Australia) Limited	16-Jun-2016	10,221.66 AUD		2,201 Common Stock
Credit Suisse Equities (Australia) Limited	16-Jun-2016	234,145.00 AUD		50,000 Common Stock
Credit Suisse Equities (Australia) Limited	16-Jun-2016	3,150.87 AUD		678 Common Stock
Credit Suisse Equities (Australia) Limited	16-Jun-2016	44,220.23 AUD		9,469 Common Stock
Credit Suisse Equities (Australia) Limited	16-Jun-2016	13,169.80 AUD		2,863 Common Stock
Credit Suisse Equities (Australia) Limited	16-Jun-2016	286,417.83 AUD		61,720 Common Stock
Credit Suisse Equities (Australia) Limited	16-Jun-2016	1,343.16 AUD		289 Common Stock
Credit Suisse Equities (Australia) Limited	16-Jun-2016	23,260.30 AUD		-4,949 Common Stock
Credit Suisse Equities (Australia) Limited	16-Jun-2016	10,582.70 AUD		-2,246 Common Stock
Credit Suisse Equities (Australia) Limited	16-Jun-2016	1,583.90 AUD		-337 Common Stock
Credit Suisse Equities (Australia) Limited	16-Jun-2016	223,401.98 AUD		-47,353 Common Stock
Credit Suisse Equities (Australia) Limited	16-Jun-2016	39,142.59 AUD		-8,313 Common Stock
Credit Suisse Equities (Australia) Limited	16-Jun-2016	17,691.46 AUD		-3,747 Common Stock
Credit Suisse Equities (Australia) Limited	17-Jun-2016	518,230.39 AUD		111,445 Common Stock
Credit Suisse Equities (Australia) Limited	17-Jun-2016	21,877.29 AUD		4,695 Common Stock
Credit Suisse Equities (Australia) Limited	17-Jun-2016	140,197.46 AUD		30,174 Common Stock
Credit Suisse Equities (Australia) Limited	17-Jun-2016	11,420.05 AUD		2,466 Common Stock
Credit Suisse Equities (Australia) Limited	17-Jun-2016	345,891.80 AUD		-73,594 Common Stock
Credit Suisse Equities (Australia) Limited	17-Jun-2016	84,200.73 AUD		-18,289 Common Stock
Credit Suisse Equities (Australia) Limited	17-Jun-2016	839.77 AUD		-182 Common Stock
Credit Suisse Equities (Australia) Limited	17-Jun-2016	27,687.29 AUD		-6,025 Common Stock
Credit Suisse Equities (Australia) Limited	17-Jun-2016	63,713.79 AUD		-13,881 Common Stock
Credit Suisse Equities (Australia) Limited	17-Jun-2016	83,763.43 AUD		-18,166 Common Stock
Credit Suisse Equities	17-Jun-2016	6,301.45 AUD		-1,370 Common Stock

(Australia) Limited				
Credit Suisse Equities (Australia) Limited	20-Jun-2016	90,282.18 AUD		19,026 Common Stock
Credit Suisse Equities (Australia) Limited	20-Jun-2016	42,668.74 AUD		8,917 Common Stock
Credit Suisse Equities (Australia) Limited	20-Jun-2016	24,119.90 AUD		5,072 Common Stock
Credit Suisse Equities (Australia) Limited	20-Jun-2016	3,775.71 AUD		-816 Common Stock
Credit Suisse Equities (Australia) Limited	20-Jun-2016	5,668.74 AUD		-1,227 Common Stock
Credit Suisse Equities (Australia) Limited	20-Jun-2016	92,800.00 AUD		-20,000 Common Stock
Credit Suisse Equities (Australia) Limited	21-Jun-2016	184,375.44 AUD		38,362 Common Stock
Credit Suisse Equities (Australia) Limited	21-Jun-2016	62,066.43 AUD		12,883 Common Stock
Credit Suisse Equities (Australia) Limited	21-Jun-2016	10,077.27 AUD		2,069 Common Stock
Credit Suisse Equities (Australia) Limited	21-Jun-2016	7,709.05 AUD		1,583 Common Stock
Credit Suisse Equities (Australia) Limited	21-Jun-2016	6,574.03 AUD		-1,420 Common Stock
Credit Suisse Equities (Australia) Limited	21-Jun-2016	10,062.60 AUD		-2,164 Common Stock
Credit Suisse Equities (Australia) Limited	21-Jun-2016	43,537.95 AUD		-9,363 Common Stock
Credit Suisse Equities (Australia) Limited	21-Jun-2016	30,764.40 AUD		-6,616 Common Stock
Credit Suisse Equities (Australia) Limited	21-Jun-2016	137,965.50 AUD		-29,670 Common Stock
Credit Suisse Equities (Australia) Limited	22-Jun-2016	28,675.02 AUD		5,929 Common Stock
Credit Suisse Equities (Australia) Limited	22-Jun-2016	6,725.50 AUD		1,401 Common Stock
Credit Suisse Equities (Australia) Limited	22-Jun-2016	2,167.52 AUD		450 Common Stock
Credit Suisse Equities (Australia) Limited	22-Jun-2016	58,859.21 AUD		-12,348 Common Stock
Credit Suisse Equities (Australia) Limited	22-Jun-2016	44,504.71 AUD		-9,284 Common Stock
Credit Suisse Equities (Australia) Limited	22-Jun-2016	244,339.59 AUD		-50,988 Common Stock
Credit Suisse Equities (Australia) Limited	23-Jun-2016	4,108.86 AUD		840 Common Stock
Credit Suisse Equities (Australia) Limited	23-Jun-2016	17,936.49 AUD		3,729 Common Stock
Credit Suisse Equities (Australia) Limited	23-Jun-2016	51,833.35 AUD		-10,744 Common Stock
Credit Suisse Equities (Australia) Limited	23-Jun-2016	118,687.33 AUD		-24,576 Common Stock
Credit Suisse Equities (Australia) Limited	23-Jun-2016	299,993.95 AUD		-62,004 Common Stock
Credit Suisse Equities (Australia) Limited	23-Jun-2016	141,848.09 AUD		-29,373 Common Stock
Credit Suisse Equities (Australia) Limited	23-Jun-2016	42,409.63 AUD		-8,754 Common Stock
Credit Suisse Equities (Australia) Limited	24-Jun-2016	24,726.85 AUD		5,227 Common Stock
Credit Suisse Equities (Australia) Limited	24-Jun-2016	121.94 AUD		26 Common Stock
Credit Suisse Equities (Australia) Limited	24-Jun-2016	465,547.84 AUD		-95,774 Common Stock
Credit Suisse Equities (Australia) Limited	24-Jun-2016	7,353.60 AUD		-1,532 Common Stock
Credit Suisse Equities (Australia) Limited	24-Jun-2016	176,365.80 AUD		-36,214 Common Stock
Credit Suisse Equities	24-Jun-2016	276,664.76 AUD		-56,907 Common Stock

(Australia) Limited				
Credit Suisse Equities (Australia) Limited	24-Jun-2016	1,741.46 AUD		-361 Common Stock
Credit Suisse Equities (Australia) Limited	24-Jun-2016	54,495.00 AUD		-11,250 Common Stock
Credit Suisse Equities (Australia) Limited	24-Jun-2016	189,991.28 AUD		-39,269 Common Stock
Credit Suisse Equities (Australia) Limited	27-Jun-2016	38,635.06 AUD		8,208 Common Stock
Credit Suisse Equities (Australia) Limited	27-Jun-2016	29,992.81 AUD		-6,192 Common Stock
Credit Suisse Equities (Australia) Limited	27-Jun-2016	57,000.76 AUD		-11,730 Common Stock
Credit Suisse Equities (Australia) Limited	27-Jun-2016	600,432.79 AUD		-123,821 Common Stock
Credit Suisse Equities (Australia) Limited	27-Jun-2016	81,147.78 AUD		-16,683 Common Stock
Credit Suisse Equities (Australia) Limited	27-Jun-2016	8,236.10 AUD		-1,707 Common Stock
Credit Suisse Equities (Australia) Limited	28-Jun-2016	23,255.72 AUD		5,088 Common Stock
Credit Suisse Equities (Australia) Limited	28-Jun-2016	134,777.84 AUD		29,311 Common Stock
Credit Suisse Equities (Australia) Limited	28-Jun-2016	5,774.22 AUD		1,258 Common Stock
Credit Suisse Equities (Australia) Limited	28-Jun-2016	29,027.46 AUD		-6,122 Common Stock
Credit Suisse Equities (Australia) Limited	28-Jun-2016	543,639.30 AUD		-114,501 Common Stock
Credit Suisse Equities (Australia) Limited	28-Jun-2016	79,630.81 AUD		-16,787 Common Stock
Credit Suisse Equities (Australia) Limited	28-Jun-2016	2,009.83 AUD		-426 Common Stock
Credit Suisse Equities (Australia) Limited	28-Jun-2016	176,232.21 AUD		-37,082 Common Stock
Credit Suisse Equities (Australia) Limited	29-Jun-2016	20,740.32 AUD		4,451 Common Stock
Credit Suisse Equities (Australia) Limited	29-Jun-2016	12,641.82 AUD		2,745 Common Stock
Credit Suisse Equities (Australia) Limited	29-Jun-2016	281,270.00 AUD		60,680 Common Stock
Credit Suisse Equities (Australia) Limited	29-Jun-2016	8,728.87 AUD		1,885 Common Stock
Credit Suisse Equities (Australia) Limited	29-Jun-2016	608.88 AUD		-129 Common Stock
Credit Suisse Equities (Australia) Limited	29-Jun-2016	21,834.02 AUD		-4,683 Common Stock
Credit Suisse Equities (Australia) Limited	29-Jun-2016	294,833.66 AUD		-62,784 Common Stock
Credit Suisse Equities (Australia) Limited	29-Jun-2016	39,774.87 AUD		-8,475 Common Stock
Credit Suisse Equities (Australia) Limited	29-Jun-2016	17,042.94 AUD		-3,617 Common Stock
Credit Suisse Equities (Australia) Limited	29-Jun-2016	163,047.55 AUD		-34,946 Common Stock
Credit Suisse Equities (Australia) Limited	29-Jun-2016	44,348.40 AUD		-9,411 Common Stock
Credit Suisse Equities (Australia) Limited	30-Jun-2016	34,517.07 AUD		7,399 Common Stock
Credit Suisse Equities (Australia) Limited	30-Jun-2016	271.99 AUD		59 Common Stock
Credit Suisse Equities (Australia) Limited	30-Jun-2016	119,043.15 AUD		25,615 Common Stock
Credit Suisse Equities (Australia) Limited	30-Jun-2016	6,926.93 AUD		1,495 Common Stock
Credit Suisse Equities (Australia) Limited	30-Jun-2016	36,299.50 AUD		7,823 Common Stock
Credit Suisse Equities	30-Jun-2016	57,378.48 AUD		-12,429 Common Stock

(Australia) Limited				
Credit Suisse Equities (Australia) Limited	30-Jun-2016	55,016.32 AUD		-11,656 Common Stock
Credit Suisse Equities (Australia) Limited	30-Jun-2016	272,326.89 AUD		-59,100 Common Stock
Credit Suisse Equities (Australia) Limited	30-Jun-2016	34,409.31 AUD		-7,472 Common Stock
Credit Suisse Equities (Australia) Limited	30-Jun-2016	11,624.56 AUD		-2,543 Common Stock
Credit Suisse Equities (Australia) Limited	30-Jun-2016	32,563.40 AUD		-7,021 Common Stock
Credit Suisse Equities (Australia) Limited	30-Jun-2016	13,274.11 AUD		-2,905 Common Stock
Credit Suisse Equities (Australia) Limited	01-Jul-2016	9,683.68 AUD		2,087 Common Stock
Credit Suisse Equities (Australia) Limited	01-Jul-2016	336,227.17 AUD		72,469 Common Stock
Credit Suisse Equities (Australia) Limited	01-Jul-2016	11,014.30 AUD		2,375 Common Stock
Credit Suisse Equities (Australia) Limited	01-Jul-2016	8,346.89 AUD		1,797 Common Stock
Credit Suisse Equities (Australia) Limited	01-Jul-2016	41,991.17 AUD		9,043 Common Stock
Credit Suisse Equities (Australia) Limited	01-Jul-2016	1,872.66 AUD		-403 Common Stock
Credit Suisse Equities (Australia) Limited	01-Jul-2016	31,299.39 AUD		-6,727 Common Stock
Credit Suisse Equities (Australia) Limited	01-Jul-2016	20,646.00 AUD		-4,464 Common Stock
Credit Suisse Equities (Australia) Limited	01-Jul-2016	41,435.38 AUD		-8,959 Common Stock
Credit Suisse Equities (Australia) Limited	04-Jul-2016	169,704.83 AUD		35,839 Common Stock
Credit Suisse Equities (Australia) Limited	04-Jul-2016	21,227.28 AUD		4,520 Common Stock
Credit Suisse Equities (Australia) Limited	04-Jul-2016	2,080.16 AUD		439 Common Stock
Credit Suisse Equities (Australia) Limited	04-Jul-2016	48,426.42 AUD		10,279 Common Stock
Credit Suisse Equities (Australia) Limited	04-Jul-2016	29,650.43 AUD		6,267 Common Stock
Credit Suisse Equities (Australia) Limited	04-Jul-2016	78,401.28 AUD		-17,009 Common Stock
Credit Suisse Equities (Australia) Limited	04-Jul-2016	2,215.78 AUD		-475 Common Stock
Credit Suisse Equities (Australia) Limited	05-Jul-2016	157,099.49 AUD		34,016 Common Stock
Credit Suisse Equities (Australia) Limited	05-Jul-2016	88,046.89 AUD		18,934 Common Stock
Credit Suisse Equities (Australia) Limited	05-Jul-2016	164,650.65 AUD		35,332 Common Stock
Credit Suisse Equities (Australia) Limited	05-Jul-2016	111.39 AUD		-24 Common Stock
Credit Suisse Equities (Australia) Limited	05-Jul-2016	100,244.20 AUD		-21,589 Common Stock
Credit Suisse Equities (Australia) Limited	06-Jul-2016	14,674.32 AUD		3,204 Common Stock
Credit Suisse Equities (Australia) Limited	06-Jul-2016	100,612.11 AUD		22,010 Common Stock
Credit Suisse Equities (Australia) Limited	06-Jul-2016	8,754.46 AUD		1,913 Common Stock
Credit Suisse Equities (Australia) Limited	06-Jul-2016	22,950.00 AUD		5,000 Common Stock
Credit Suisse Equities (Australia) Limited	06-Jul-2016	264,794.34 AUD		57,804 Common Stock
Credit Suisse Equities (Australia) Limited	06-Jul-2016	155.34 AUD		-33 Common Stock
Credit Suisse Equities	06-Jul-2016	3,891.72 AUD		-823 Common Stock



(Australia) Limited				
Credit Suisse Equities (Australia) Limited	06-Jul-2016	1,306.25 AUD		-275 Common Stock
Credit Suisse Equities (Australia) Limited	06-Jul-2016	446.50 AUD		-94 Common Stock
Credit Suisse Equities (Australia) Limited	07-Jul-2016	7,924.48 AUD		1,699 Common Stock
Credit Suisse Equities (Australia) Limited	07-Jul-2016	13,979.16 AUD		3,016 Common Stock
Credit Suisse Equities (Australia) Limited	07-Jul-2016	247,737.77 AUD		53,424 Common Stock
Credit Suisse Equities (Australia) Limited	07-Jul-2016	14,494.50 AUD		-3,095 Common Stock
Credit Suisse Equities (Australia) Limited	07-Jul-2016	47,774.23 AUD		-10,232 Common Stock
Credit Suisse Equities (Australia) Limited	07-Jul-2016	4,019.96 AUD		-874 Common Stock
Credit Suisse Equities (Australia) Limited	07-Jul-2016	12,188.68 AUD		-2,650 Common Stock
Credit Suisse Equities (Australia) Limited	07-Jul-2016	69,285.16 AUD		-14,918 Common Stock
Credit Suisse Equities (Australia) Limited	08-Jul-2016	900.90 AUD		195 Common Stock
Credit Suisse Equities (Australia) Limited	08-Jul-2016	11,939.90 AUD		2,590 Common Stock
Credit Suisse Equities (Australia) Limited	08-Jul-2016	134,119.59 AUD		29,056 Common Stock
Credit Suisse Equities (Australia) Limited	08-Jul-2016	22,564.00 AUD		-5,000 Common Stock
Credit Suisse Equities (Australia) Limited	08-Jul-2016	13,504.04 AUD		-2,947 Common Stock
Credit Suisse Equities (Australia) Limited	08-Jul-2016	10,387.44 AUD		-2,268 Common Stock
Credit Suisse Equities (Australia) Limited	11-Jul-2016	38,591.12 AUD		8,281 Common Stock
Credit Suisse Equities (Australia) Limited	11-Jul-2016	99,578.14 AUD		21,349 Common Stock
Credit Suisse Equities (Australia) Limited	11-Jul-2016	143,935.28 AUD		30,814 Common Stock
Credit Suisse Equities (Australia) Limited	11-Jul-2016	44,518.85 AUD		-9,589 Common Stock
Credit Suisse Equities (Australia) Limited	11-Jul-2016	5,807.52 AUD		-1,254 Common Stock
Credit Suisse Equities (Australia) Limited	12-Jul-2016	1,861.50 AUD		402 Common Stock
Credit Suisse Equities (Australia) Limited	12-Jul-2016	106,437.44 AUD		22,824 Common Stock
Credit Suisse Equities (Australia) Limited	12-Jul-2016	43,088.87 AUD		9,222 Common Stock
Credit Suisse Equities (Australia) Limited	12-Jul-2016	94,297.32 AUD		20,149 Common Stock
Credit Suisse Equities (Australia) Limited	12-Jul-2016	156,477.48 AUD		33,667 Common Stock
Credit Suisse Equities (Australia) Limited	12-Jul-2016	12,954.99 AUD		-2,808 Common Stock
Credit Suisse Equities (Australia) Limited	12-Jul-2016	455.10 AUD		-99 Common Stock
Credit Suisse Equities (Australia) Limited	12-Jul-2016	9,256.88 AUD		-2,008 Common Stock
Credit Suisse Equities (Australia) Limited	12-Jul-2016	18,885.14 AUD		-4,106 Common Stock
Credit Suisse Equities (Australia) Limited	13-Jul-2016	220,704.13 AUD		47,397 Common Stock
Credit Suisse Equities (Australia) Limited	13-Jul-2016	171.43 AUD		37 Common Stock
Credit Suisse Equities (Australia) Limited	13-Jul-2016	195,203.08 AUD		41,872 Common Stock
Credit Suisse Equities	13-Jul-2016	41,064.92 AUD		8,809 Common Stock

(Australia) Limited				
Credit Suisse Equities (Australia) Limited	13-Jul-2016	34,550.39 AUD		7,409 Common Stock
Credit Suisse Equities (Australia) Limited	13-Jul-2016	145,855.75 AUD		-31,381 Common Stock
Credit Suisse Equities (Australia) Limited	13-Jul-2016	40,926.60 AUD		-8,745 Common Stock
Credit Suisse Equities (Australia) Limited	13-Jul-2016	88,601.76 AUD		-18,932 Common Stock
Credit Suisse Equities (Australia) Limited	14-Jul-2016	9,520.00 AUD		2,000 Common Stock
Credit Suisse Equities (Australia) Limited	14-Jul-2016	30,672.11 AUD		6,463 Common Stock
Credit Suisse Equities (Australia) Limited	14-Jul-2016	294,469.23 AUD		61,957 Common Stock
Credit Suisse Equities (Australia) Limited	14-Jul-2016	191,572.07 AUD		40,463 Common Stock
Credit Suisse Equities (Australia) Limited	14-Jul-2016	23,809.91 AUD		5,051 Common Stock
Credit Suisse Equities (Australia) Limited	14-Jul-2016	50,641.23 AUD		10,682 Common Stock
Credit Suisse Equities (Australia) Limited	14-Jul-2016	143,830.72 AUD		30,998 Common Stock
Credit Suisse Equities (Australia) Limited	14-Jul-2016	21,286.97 AUD		-4,569 Common Stock
Credit Suisse Equities (Australia) Limited	14-Jul-2016	3,145.50 AUD		-675 Common Stock
Credit Suisse Equities (Australia) Limited	15-Jul-2016	83,736.74 AUD		17,542 Common Stock
Credit Suisse Equities (Australia) Limited	15-Jul-2016	95,957.63 AUD		20,111 Common Stock
Credit Suisse Equities (Australia) Limited	15-Jul-2016	36,530.66 AUD		7,640 Common Stock
Credit Suisse Equities (Australia) Limited	15-Jul-2016	35,589.22 AUD		7,467 Common Stock
Credit Suisse Equities (Australia) Limited	15-Jul-2016	12,641.87 AUD		2,639 Common Stock
Credit Suisse Equities (Australia) Limited	15-Jul-2016	680.90 AUD		-146 Common Stock
Credit Suisse Equities (Australia) Limited	15-Jul-2016	1,030.08 AUD		-222 Common Stock
Credit Suisse Equities (Australia) Limited	15-Jul-2016	19,758.69 AUD		-4,227 Common Stock
Credit Suisse Equities (Australia) Limited	18-Jul-2016	157.08 AUD		33 Common Stock
Credit Suisse Equities (Australia) Limited	18-Jul-2016	54,700.97 AUD		11,473 Common Stock
Credit Suisse Equities (Australia) Limited	18-Jul-2016	1,431.00 AUD		300 Common Stock
Credit Suisse Equities (Australia) Limited	18-Jul-2016	71,152.58 AUD		14,902 Common Stock
Credit Suisse Equities (Australia) Limited	18-Jul-2016	179,156.24 AUD		37,611 Common Stock
Credit Suisse Equities (Australia) Limited	18-Jul-2016	101,117.11 AUD		21,195 Common Stock
Credit Suisse Equities (Australia) Limited	18-Jul-2016	8,705.25 AUD		-1,825 Common Stock
Credit Suisse Equities (Australia) Limited	18-Jul-2016	6,292.57 AUD		-1,324 Common Stock
Credit Suisse Equities (Australia) Limited	18-Jul-2016	3,151.12 AUD		-662 Common Stock
Credit Suisse Equities (Australia) Limited	19-Jul-2016	190,544.52 AUD		39,487 Common Stock
Credit Suisse Equities (Australia) Limited	19-Jul-2016	16,199.84 AUD		3,369 Common Stock
Credit Suisse Equities (Australia) Limited	19-Jul-2016	75,180.92 AUD		15,558 Common Stock
Credit Suisse Equities	19-Jul-2016	75,351.85 AUD		15,575 Common Stock

(Australia) Limited				
Credit Suisse Equities (Australia) Limited	19-Jul-2016	4,394.55 AUD		-921 Common Stock
Credit Suisse Equities (Australia) Limited	19-Jul-2016	12,601.02 AUD		-2,642 Common Stock
Credit Suisse Equities (Australia) Limited	19-Jul-2016	5,714.25 AUD		-1,203 Common Stock
Credit Suisse Equities (Australia) Limited	19-Jul-2016	10,880.40 AUD		-2,287 Common Stock
Credit Suisse Equities (Australia) Limited	20-Jul-2016	98,505.88 AUD		20,406 Common Stock
Credit Suisse Equities (Australia) Limited	20-Jul-2016	22,524.80 AUD		4,656 Common Stock
Credit Suisse Equities (Australia) Limited	20-Jul-2016	54,075.81 AUD		11,129 Common Stock
Credit Suisse Equities (Australia) Limited	20-Jul-2016	89,216.77 AUD		-18,732 Common Stock
Credit Suisse Equities (Australia) Limited	21-Jul-2016	59,730.10 AUD		12,022 Common Stock
Credit Suisse Equities (Australia) Limited	21-Jul-2016	61,740.76 AUD		12,396 Common Stock
Credit Suisse Equities (Australia) Limited	21-Jul-2016	4,216.13 AUD		849 Common Stock
Credit Suisse Equities (Australia) Limited	21-Jul-2016	37,350.18 AUD		7,749 Common Stock
Credit Suisse Equities (Australia) Limited	21-Jul-2016	74,700.36 AUD		15,498 Common Stock
Credit Suisse Equities (Australia) Limited	21-Jul-2016	124,979.32 AUD		25,167 Common Stock
Credit Suisse Equities (Australia) Limited	21-Jul-2016	160,549.38 AUD		33,309 Common Stock
Credit Suisse Equities (Australia) Limited	21-Jul-2016	40,252.11 AUD		8,086 Common Stock
Credit Suisse Equities (Australia) Limited	21-Jul-2016	208,613.50 AUD		-43,227 Common Stock
Credit Suisse Equities (Australia) Limited	21-Jul-2016	12,194.10 AUD		-2,531 Common Stock
Credit Suisse Equities (Australia) Limited	21-Jul-2016	5,172.29 AUD		-1,071 Common Stock
Credit Suisse Equities (Australia) Limited	21-Jul-2016	160,549.38 AUD		-33,309 Common Stock
Credit Suisse Equities (Australia) Limited	22-Jul-2016	36,940.69 AUD		7,532 Common Stock
Credit Suisse Equities (Australia) Limited	22-Jul-2016	37,822.96 AUD		7,689 Common Stock
Credit Suisse Equities (Australia) Limited	22-Jul-2016	147,513.34 AUD		29,861 Common Stock
Credit Suisse Equities (Australia) Limited	22-Jul-2016	22,097.37 AUD		4,507 Common Stock
Credit Suisse Equities (Australia) Limited	22-Jul-2016	38,984.37 AUD		-8,019 Common Stock
Credit Suisse Equities (Australia) Limited	22-Jul-2016	147,513.34 AUD		-29,861 Common Stock
Credit Suisse Equities (Australia) Limited	22-Jul-2016	47,321.28 AUD		-9,673 Common Stock
Credit Suisse Equities (Australia) Limited	22-Jul-2016	338,368.29 AUD		-69,573 Common Stock
Credit Suisse Equities (Australia) Limited	25-Jul-2016	53,709.11 AUD		10,668 Common Stock
Credit Suisse Equities (Australia) Limited	25-Jul-2016	1,433.61 AUD		285 Common Stock
Credit Suisse Equities (Australia) Limited	25-Jul-2016	2,671.20 AUD		530 Common Stock
Credit Suisse Equities (Australia) Limited	25-Jul-2016	32,750.68 AUD		6,509 Common Stock
Credit Suisse Equities (Australia) Limited	25-Jul-2016	4,986.22 AUD		991 Common Stock
Credit Suisse Equities	25-Jul-2016	38,588.17 AUD		7,709 Common Stock

(Australia) Limited				
Credit Suisse Equities (Australia) Limited	25-Jul-2016	15,261.12 AUD		3,028 Common Stock
Credit Suisse Equities (Australia) Limited	25-Jul-2016	100,584.83 AUD		-20,860 Common Stock
Credit Suisse Equities (Australia) Limited	25-Jul-2016	4,255.37 AUD		-868 Common Stock
Credit Suisse Equities (Australia) Limited	25-Jul-2016	183,852.60 AUD		-37,026 Common Stock
Credit Suisse Equities (Australia) Limited	25-Jul-2016	3,157.28 AUD		-635 Common Stock
Credit Suisse Equities (Australia) Limited	26-Jul-2016	43,132.58 AUD		8,599 Common Stock
Credit Suisse Equities (Australia) Limited	26-Jul-2016	17,463.13 AUD		3,481 Common Stock
Credit Suisse Equities (Australia) Limited	26-Jul-2016	16,103.66 AUD		3,217 Common Stock
Credit Suisse Equities (Australia) Limited	26-Jul-2016	75,670.56 AUD		15,014 Common Stock
Credit Suisse Equities (Australia) Limited	26-Jul-2016	31,026.93 AUD		-6,335 Common Stock
Credit Suisse Equities (Australia) Limited	26-Jul-2016	170,804.70 AUD		-34,506 Common Stock
Credit Suisse Equities (Australia) Limited	26-Jul-2016	122,529.37 AUD		-24,873 Common Stock
Credit Suisse Equities (Australia) Limited	26-Jul-2016	75,670.56 AUD		-15,014 Common Stock
Credit Suisse Equities (Australia) Limited	26-Jul-2016	6,615.52 AUD		-1,347 Common Stock
Credit Suisse Equities (Australia) Limited	27-Jul-2016	43,528.96 AUD		8,658 Common Stock
Credit Suisse Equities (Australia) Limited	27-Jul-2016	557.80 AUD		111 Common Stock
Credit Suisse Equities (Australia) Limited	27-Jul-2016	17,960.80 AUD		3,575 Common Stock
Credit Suisse Equities (Australia) Limited	27-Jul-2016	15,788.86 AUD		-3,143 Common Stock
Credit Suisse Equities (Australia) Limited	27-Jul-2016	137,754.26 AUD		-27,380 Common Stock
Credit Suisse Equities (Australia) Limited	27-Jul-2016	16,215.24 AUD		-3,223 Common Stock
Credit Suisse Equities (Australia) Limited	28-Jul-2016	19,398.00 AUD		3,824 Common Stock
Credit Suisse Equities (Australia) Limited	28-Jul-2016	29,332.86 AUD		5,789 Common Stock
Credit Suisse Equities (Australia) Limited	28-Jul-2016	5.02 AUD		1 Common Stock
Credit Suisse Equities (Australia) Limited	28-Jul-2016	151,340.02 AUD		-30,210 Common Stock
Credit Suisse Equities (Australia) Limited	28-Jul-2016	25,726.83 AUD		-5,131 Common Stock
Credit Suisse Equities (Australia) Limited	28-Jul-2016	262,249.25 AUD		-52,269 Common Stock
Credit Suisse Equities (Australia) Limited	29-Jul-2016	16,284.15 AUD		3,168 Common Stock
Credit Suisse Equities (Australia) Limited	29-Jul-2016	39,862.33 AUD		7,732 Common Stock
Credit Suisse Equities (Australia) Limited	29-Jul-2016	167,761.26 AUD		32,702 Common Stock
Credit Suisse Equities (Australia) Limited	29-Jul-2016	22,306.46 AUD		4,349 Common Stock
Credit Suisse Equities (Australia) Limited	29-Jul-2016	507.53 AUD		-101 Common Stock
Credit Suisse Equities (Australia) Limited	29-Jul-2016	127,073.83 AUD		-25,361 Common Stock
Credit Suisse Equities (Australia) Limited	29-Jul-2016	230.46 AUD		-46 Common Stock
Credit Suisse Equities	29-Jul-2016	256,978.05 AUD		-51,145 Common Stock

(Australia) Limited				
Credit Suisse Equities (Australia) Limited	01-Aug-2016	148,101.31 AUD		29,460 Common Stock
Credit Suisse Equities (Australia) Limited	01-Aug-2016	10,160.00 AUD		2,000 Common Stock
Credit Suisse Equities (Australia) Limited	02-Aug-2016	32,394.26 AUD		6,502 Common Stock
Credit Suisse Equities (Australia) Limited	02-Aug-2016	13,531.48 AUD		2,707 Common Stock
Credit Suisse Equities (Australia) Limited	02-Aug-2016	168,945.57 AUD		33,827 Common Stock
Credit Suisse Equities (Australia) Limited	02-Aug-2016	2,905.35 AUD		581 Common Stock
Credit Suisse Equities (Australia) Limited	02-Aug-2016	20,323.43 AUD		4,069 Common Stock
Credit Suisse Equities (Australia) Limited	02-Aug-2016	93,820.01 AUD		18,755 Common Stock
Credit Suisse Equities (Australia) Limited	02-Aug-2016	3,012.00 AUD		600 Common Stock
Credit Suisse Equities (Australia) Limited	02-Aug-2016	313,373.25 AUD		-61,874 Common Stock
Credit Suisse Equities (Australia) Limited	02-Aug-2016	3,093.72 AUD		-609 Common Stock
Credit Suisse Equities (Australia) Limited	02-Aug-2016	25,127.96 AUD		-4,966 Common Stock
Credit Suisse Equities (Australia) Limited	02-Aug-2016	115,219.75 AUD		-22,737 Common Stock
Credit Suisse Equities (Australia) Limited	02-Aug-2016	11,444.45 AUD		-2,258 Common Stock
Credit Suisse Equities (Australia) Limited	03-Aug-2016	511.16 AUD		103 Common Stock
Credit Suisse Equities (Australia) Limited	03-Aug-2016	31,155.00 AUD		6,231 Common Stock
Credit Suisse Equities (Australia) Limited	03-Aug-2016	12,343.22 AUD		2,496 Common Stock
Credit Suisse Equities (Australia) Limited	03-Aug-2016	47,617.25 AUD		9,608 Common Stock
Credit Suisse Equities (Australia) Limited	03-Aug-2016	2,440.55 AUD		493 Common Stock
Credit Suisse Equities (Australia) Limited	03-Aug-2016	1,929.84 AUD		390 Common Stock
Credit Suisse Equities (Australia) Limited	03-Aug-2016	53,202.45 AUD		10,639 Common Stock
Credit Suisse Equities (Australia) Limited	03-Aug-2016	138,148.81 AUD		-26,861 Common Stock
Credit Suisse Equities (Australia) Limited	03-Aug-2016	67,281.53 AUD		-13,371 Common Stock
Credit Suisse Equities (Australia) Limited	03-Aug-2016	3,375.21 AUD		-657 Common Stock
Credit Suisse Equities (Australia) Limited	03-Aug-2016	10,208.71 AUD		-2,033 Common Stock
Credit Suisse Equities (Australia) Limited	03-Aug-2016	1,582.17 AUD		-308 Common Stock
Credit Suisse Equities (Australia) Limited	03-Aug-2016	181,293.51 AUD		-36,036 Common Stock
Credit Suisse Equities (Australia) Limited	03-Aug-2016	10,260.00 AUD		-2,000 Common Stock
Credit Suisse Equities (Australia) Limited	03-Aug-2016	167,873.49 AUD		-33,405 Common Stock
Credit Suisse Equities (Australia) Limited	03-Aug-2016	519,327.60 AUD		-101,127 Common Stock
Credit Suisse Equities (Australia) Limited	03-Aug-2016	4,360.50 AUD		-850 Common Stock
Credit Suisse Equities (Australia) Limited	04-Aug-2016	56,430.00 AUD		11,400 Common Stock
Credit Suisse Equities (Australia) Limited	04-Aug-2016	2,318.94 AUD		468 Common Stock
Credit Suisse Equities	04-Aug-2016	34,949.13 AUD		7,061 Common Stock

(Australia) Limited				
Credit Suisse Equities (Australia) Limited	04-Aug-2016	21,535.28 AUD		4,373 Common Stock
Credit Suisse Equities (Australia) Limited	04-Aug-2016	1,256.32 AUD		-252 Common Stock
Credit Suisse Equities (Australia) Limited	04-Aug-2016	2,770.00 AUD		-554 Common Stock
Credit Suisse Equities (Australia) Limited	04-Aug-2016	55,707.77 AUD		-11,165 Common Stock
Credit Suisse Equities (Australia) Limited	04-Aug-2016	4,572.80 AUD		-915 Common Stock
Credit Suisse Equities (Australia) Limited	04-Aug-2016	19,521.47 AUD		-3,914 Common Stock
Credit Suisse Equities (Australia) Limited	04-Aug-2016	2,472.50 AUD		-500 Common Stock
Credit Suisse Equities (Australia) Limited	04-Aug-2016	10,948.69 AUD		-2,190 Common Stock
Credit Suisse Equities (Australia) Limited	05-Aug-2016	37,515.50 AUD		7,468 Common Stock
Credit Suisse Equities (Australia) Limited	05-Aug-2016	36,669.53 AUD		7,298 Common Stock
Credit Suisse Equities (Australia) Limited	05-Aug-2016	4,429.67 AUD		882 Common Stock
Credit Suisse Equities (Australia) Limited	05-Aug-2016	11,390.58 AUD		2,268 Common Stock
Credit Suisse Equities (Australia) Limited	05-Aug-2016	32,479.97 AUD		-6,531 Common Stock
Credit Suisse Equities (Australia) Limited	05-Aug-2016	8,299.66 AUD		-1,655 Common Stock
Credit Suisse Equities (Australia) Limited	05-Aug-2016	6,241.16 AUD		-1,260 Common Stock
Credit Suisse Equities (Australia) Limited	05-Aug-2016	36,900.86 AUD		-7,396 Common Stock
Credit Suisse Equities (Australia) Limited	05-Aug-2016	24,814.35 AUD		-5,013 Common Stock
Credit Suisse Equities (Australia) Limited	08-Aug-2016	32,751.69 AUD		6,433 Common Stock
Credit Suisse Equities (Australia) Limited	08-Aug-2016	122,459.19 AUD		23,974 Common Stock
Credit Suisse Equities (Australia) Limited	08-Aug-2016	69,608.29 AUD		13,717 Common Stock
Credit Suisse Equities (Australia) Limited	08-Aug-2016	81,577.84 AUD		16,226 Common Stock
Credit Suisse Equities (Australia) Limited	08-Aug-2016	49,124.78 AUD		-9,925 Common Stock
Credit Suisse Equities (Australia) Limited	08-Aug-2016	126,158.85 AUD		-25,425 Common Stock
Credit Suisse Equities (Australia) Limited	08-Aug-2016	57,542.72 AUD		-11,614 Common Stock
Credit Suisse Equities (Australia) Limited	08-Aug-2016	63,342.67 AUD		-12,804 Common Stock
Credit Suisse Equities (Australia) Limited	08-Aug-2016	9,942.13 AUD		-2,002 Common Stock
Credit Suisse Equities (Australia) Limited	09-Aug-2016	58,169.07 AUD		11,339 Common Stock
Credit Suisse Equities (Australia) Limited	09-Aug-2016	4,836.78 AUD		936 Common Stock
Credit Suisse Equities (Australia) Limited	09-Aug-2016	175,976.61 AUD		34,069 Common Stock
Credit Suisse Equities (Australia) Limited	09-Aug-2016	8,391.83 AUD		1,625 Common Stock
Credit Suisse Equities (Australia) Limited	09-Aug-2016	13,543.63 AUD		-2,696 Common Stock
Credit Suisse Equities (Australia) Limited	09-Aug-2016	6,430.24 AUD		-1,281 Common Stock
Credit Suisse Equities (Australia) Limited	09-Aug-2016	45,330.26 AUD		-9,024 Common Stock
Credit Suisse Equities	09-Aug-2016	162,281.26 AUD		-32,316 Common Stock

(Australia) Limited				
Credit Suisse Equities (Australia) Limited	09-Aug-2016	4,837.34 AUD		-963 Common Stock
Credit Suisse Equities (Australia) Limited	10-Aug-2016	17,039.58 AUD		3,312 Common Stock
Credit Suisse Equities (Australia) Limited	10-Aug-2016	40,424.72 AUD		7,804 Common Stock
Credit Suisse Equities (Australia) Limited	10-Aug-2016	1,309.70 AUD		257 Common Stock
Credit Suisse Equities (Australia) Limited	10-Aug-2016	33,859.61 AUD		-6,622 Common Stock
Credit Suisse Equities (Australia) Limited	10-Aug-2016	5,819.79 AUD		-1,148 Common Stock
Credit Suisse Equities (Australia) Limited	10-Aug-2016	508,170.00 AUD		-100,000 Common Stock
Credit Suisse Equities (Australia) Limited	11-Aug-2016	8,226.62 AUD		1,619 Common Stock
Credit Suisse Equities (Australia) Limited	11-Aug-2016	20,640.98 AUD		4,056 Common Stock
Credit Suisse Equities (Australia) Limited	11-Aug-2016	77,085.03 AUD		15,134 Common Stock
Credit Suisse Equities (Australia) Limited	11-Aug-2016	3,828.85 AUD		-744 Common Stock
Credit Suisse Equities (Australia) Limited	11-Aug-2016	59,283.85 AUD		-11,472 Common Stock
Credit Suisse Equities (Australia) Limited	11-Aug-2016	1,178.83 AUD		-228 Common Stock
Credit Suisse Equities (Australia) Limited	11-Aug-2016	57,954.14 AUD		-11,211 Common Stock
Credit Suisse Equities (Australia) Limited	11-Aug-2016	53,191.31 AUD		-10,324 Common Stock
Credit Suisse Equities (Australia) Limited	11-Aug-2016	92,771.23 AUD		-17,973 Common Stock
Credit Suisse Equities (Australia) Limited	12-Aug-2016	37,988.51 AUD		7,382 Common Stock
Credit Suisse Equities (Australia) Limited	12-Aug-2016	23,328.46 AUD		4,524 Common Stock
Credit Suisse Equities (Australia) Limited	12-Aug-2016	3,160.51 AUD		616 Common Stock
Credit Suisse Equities (Australia) Limited	12-Aug-2016	7,988.49 AUD		-1,542 Common Stock
Credit Suisse Equities (Australia) Limited	12-Aug-2016	61,731.29 AUD		-11,873 Common Stock
Credit Suisse Equities (Australia) Limited	12-Aug-2016	102,919.70 AUD		-19,861 Common Stock
Credit Suisse Equities (Australia) Limited	12-Aug-2016	4,822.74 AUD		-936 Common Stock
Credit Suisse Equities (Australia) Limited	12-Aug-2016	13,807.46 AUD		-2,703 Common Stock
Credit Suisse Equities (Australia) Limited	15-Aug-2016	28,339.52 AUD		5,470 Common Stock
Credit Suisse Equities (Australia) Limited	15-Aug-2016	110,326.96 AUD		21,176 Common Stock
Credit Suisse Equities (Australia) Limited	15-Aug-2016	93,725.35 AUD		17,994 Common Stock
Credit Suisse Equities (Australia) Limited	15-Aug-2016	102,216.81 AUD		-20,074 Common Stock
Credit Suisse Equities (Australia) Limited	15-Aug-2016	6,599.79 AUD		-1,294 Common Stock
Credit Suisse Equities (Australia) Limited	15-Aug-2016	88,350.98 AUD		-17,338 Common Stock
Credit Suisse Equities (Australia) Limited	15-Aug-2016	2,032.96 AUD		-400 Common Stock
Credit Suisse Equities (Australia) Limited	15-Aug-2016	92,073.01 AUD		-18,089 Common Stock
Credit Suisse Equities (Australia) Limited	15-Aug-2016	1,126.90 AUD		-221 Common Stock
Credit Suisse Equities	16-Aug-2016	286.55 AUD		55 Common Stock

(Australia) Limited				
Credit Suisse Equities (Australia) Limited	16-Aug-2016	50,794.41 AUD		9,706 Common Stock
Credit Suisse Equities (Australia) Limited	16-Aug-2016	437,541.42 AUD		83,400 Common Stock
Credit Suisse Equities (Australia) Limited	16-Aug-2016	17,245.83 AUD		3,291 Common Stock
Credit Suisse Equities (Australia) Limited	16-Aug-2016	1,387.16 AUD		264 Common Stock
Credit Suisse Equities (Australia) Limited	16-Aug-2016	1,352.37 AUD		-264 Common Stock
Credit Suisse Equities (Australia) Limited	16-Aug-2016	6,302.87 AUD		-1,224 Common Stock
Credit Suisse Equities (Australia) Limited	16-Aug-2016	56,415.40 AUD		-10,957 Common Stock
Credit Suisse Equities (Australia) Limited	16-Aug-2016	4,976.96 AUD		-967 Common Stock
Credit Suisse Equities (Australia) Limited	17-Aug-2016	16,251.54 AUD		3,095 Common Stock
Credit Suisse Equities (Australia) Limited	17-Aug-2016	12,449.70 AUD		2,363 Common Stock
Credit Suisse Equities (Australia) Limited	17-Aug-2016	439,126.02 AUD		83,400 Common Stock
Credit Suisse Equities (Australia) Limited	17-Aug-2016	1,226.16 AUD		-234 Common Stock
Credit Suisse Equities (Australia) Limited	17-Aug-2016	28,446.17 AUD		-5,424 Common Stock
Credit Suisse Equities (Australia) Limited	17-Aug-2016	6,309.31 AUD		-1,211 Common Stock
Credit Suisse Equities (Australia) Limited	18-Aug-2016	18,940.08 AUD		3,587 Common Stock
Credit Suisse Equities (Australia) Limited	18-Aug-2016	6,335.12 AUD		1,230 Common Stock
Credit Suisse Equities (Australia) Limited	18-Aug-2016	56,941.62 AUD		11,013 Common Stock
Credit Suisse Equities (Australia) Limited	18-Aug-2016	66,672.36 AUD		12,921 Common Stock
Credit Suisse Equities (Australia) Limited	18-Aug-2016	8,457.90 AUD		1,650 Common Stock
Credit Suisse Equities (Australia) Limited	18-Aug-2016	82,220.16 AUD		15,572 Common Stock
Credit Suisse Equities (Australia) Limited	18-Aug-2016	204,793.87 AUD		-39,183 Common Stock
Credit Suisse Equities (Australia) Limited	18-Aug-2016	20,637.60 AUD		-3,939 Common Stock
Credit Suisse Equities (Australia) Limited	18-Aug-2016	9,190.44 AUD		-1,764 Common Stock
Credit Suisse Equities (Australia) Limited	18-Aug-2016	12,142.67 AUD		-2,324 Common Stock
Credit Suisse Equities (Australia) Limited	18-Aug-2016	6,285.58 AUD		-1,196 Common Stock
Credit Suisse Equities (Australia) Limited	18-Aug-2016	43,985.14 AUD		-8,410 Common Stock
Credit Suisse Equities (Australia) Limited	19-Aug-2016	2,977.92 AUD		576 Common Stock
Credit Suisse Equities (Australia) Limited	19-Aug-2016	170.49 AUD		33 Common Stock
Credit Suisse Equities (Australia) Limited	19-Aug-2016	11,410.64 AUD		2,201 Common Stock
Credit Suisse Equities (Australia) Limited	19-Aug-2016	2,012.63 AUD		390 Common Stock
Credit Suisse Equities (Australia) Limited	19-Aug-2016	104,172.45 AUD		20,135 Common Stock
Credit Suisse Equities (Australia) Limited	19-Aug-2016	15,888.75 AUD		-3,013 Common Stock
Credit Suisse Equities (Australia) Limited	19-Aug-2016	16,675.12 AUD		-3,177 Common Stock
Credit Suisse Equities	19-Aug-2016	12,990.73 AUD		-2,474 Common Stock



(Australia) Limited				
Credit Suisse Equities (Australia) Limited	19-Aug-2016	137,932.23 AUD		-26,189 Common Stock
Credit Suisse Equities (Australia) Limited	22-Aug-2016	207,275.07 AUD		42,094 Common Stock
Credit Suisse Equities (Australia) Limited	22-Aug-2016	72,300.44 AUD		14,592 Common Stock
Credit Suisse Equities (Australia) Limited	22-Aug-2016	17,464.87 AUD		3,557 Common Stock
Credit Suisse Equities (Australia) Limited	22-Aug-2016	62,928.77 AUD		12,793 Common Stock
Credit Suisse Equities (Australia) Limited	22-Aug-2016	39,339.97 AUD		-7,582 Common Stock
Credit Suisse Equities (Australia) Limited	22-Aug-2016	14,530.09 AUD		-2,795 Common Stock
Credit Suisse Equities (Australia) Limited	22-Aug-2016	24,666.13 AUD		-4,776 Common Stock
Credit Suisse Equities (Australia) Limited	22-Aug-2016	82,039.91 AUD		-15,807 Common Stock
Credit Suisse Equities (Australia) Limited	23-Aug-2016	637,710.67 AUD		133,925 Common Stock
Credit Suisse Equities (Australia) Limited	23-Aug-2016	5,036.06 AUD		1,060 Common Stock
Credit Suisse Equities (Australia) Limited	23-Aug-2016	57,726.81 AUD		12,141 Common Stock
Credit Suisse Equities (Australia) Limited	23-Aug-2016	13,359.34 AUD		2,808 Common Stock
Credit Suisse Equities (Australia) Limited	23-Aug-2016	7,995.85 AUD		1,669 Common Stock
Credit Suisse Equities (Australia) Limited	23-Aug-2016	104,408.73 AUD		21,890 Common Stock
Credit Suisse Equities (Australia) Limited	23-Aug-2016	8,110.80 AUD		-1,561 Common Stock
Credit Suisse Equities (Australia) Limited	23-Aug-2016	1,829.33 AUD		-354 Common Stock
Credit Suisse Equities (Australia) Limited	23-Aug-2016	2,600.64 AUD		-504 Common Stock
Credit Suisse Equities (Australia) Limited	24-Aug-2016	16,988.44 AUD		3,569 Common Stock
Credit Suisse Equities (Australia) Limited	24-Aug-2016	225,832.82 AUD		47,278 Common Stock
Credit Suisse Equities (Australia) Limited	24-Aug-2016	26,284.18 AUD		5,508 Common Stock
Credit Suisse Equities (Australia) Limited	24-Aug-2016	52.36 AUD		11 Common Stock
Credit Suisse Equities (Australia) Limited	24-Aug-2016	358,675.54 AUD		75,183 Common Stock
Credit Suisse Equities (Australia) Limited	24-Aug-2016	10,335.69 AUD		-2,097 Common Stock
Credit Suisse Equities (Australia) Limited	24-Aug-2016	139,682.19 AUD		-28,378 Common Stock
Credit Suisse Equities (Australia) Limited	24-Aug-2016	27,999.40 AUD		-5,698 Common Stock
Credit Suisse Equities (Australia) Limited	25-Aug-2016	126,551.04 AUD		26,400 Common Stock
Credit Suisse Equities (Australia) Limited	25-Aug-2016	369,484.80 AUD		77,345 Common Stock
Credit Suisse Equities (Australia) Limited	25-Aug-2016	91,219.67 AUD		19,110 Common Stock
Credit Suisse Equities (Australia) Limited	25-Aug-2016	136,963.72 AUD		28,611 Common Stock
Credit Suisse Equities (Australia) Limited	25-Aug-2016	52,703.11 AUD		11,041 Common Stock
Credit Suisse Equities (Australia) Limited	25-Aug-2016	33,943.78 AUD		-7,142 Common Stock
Credit Suisse Equities (Australia) Limited	25-Aug-2016	19,425.14 AUD		-4,084 Common Stock
Credit Suisse Equities	26-Aug-2016	74,851.38 AUD		15,345 Common Stock

(Australia) Limited				
Credit Suisse Equities (Australia) Limited	26-Aug-2016	6,672.45 AUD		1,370 Common Stock
Credit Suisse Equities (Australia) Limited	26-Aug-2016	71,921.05 AUD		14,664 Common Stock
Credit Suisse Equities (Australia) Limited	26-Aug-2016	51,835.80 AUD		-10,840 Common Stock
Credit Suisse Equities (Australia) Limited	29-Aug-2016	279,864.00 AUD		65,000 Common Stock
Credit Suisse Equities (Australia) Limited	29-Aug-2016	323,196.92 AUD		79,180 Common Stock
Credit Suisse Equities (Australia) Limited	29-Aug-2016	219,610.03 AUD		53,536 Common Stock
Credit Suisse Equities (Australia) Limited	29-Aug-2016	110,088.90 AUD		25,348 Common Stock
Credit Suisse Equities (Australia) Limited	29-Aug-2016	182,762.73 AUD		42,895 Common Stock
Credit Suisse Equities (Australia) Limited	29-Aug-2016	1,095.37 AUD		-227 Common Stock
Credit Suisse Equities (Australia) Limited	29-Aug-2016	21,402.45 AUD		-4,479 Common Stock
Credit Suisse Equities (Australia) Limited	29-Aug-2016	49,119.02 AUD		-10,299 Common Stock
Credit Suisse Equities (Australia) Limited	29-Aug-2016	131,923.89 AUD		-27,657 Common Stock
Credit Suisse Equities (Australia) Limited	30-Aug-2016	41,165.29 AUD		11,625 Common Stock
Credit Suisse Equities (Australia) Limited	30-Aug-2016	281,435.18 AUD		72,490 Common Stock
Credit Suisse Equities (Australia) Limited	30-Aug-2016	89,045.98 AUD		24,437 Common Stock
Credit Suisse Equities (Australia) Limited	30-Aug-2016	581,581.08 AUD		167,121 Common Stock
Credit Suisse Equities (Australia) Limited	30-Aug-2016	25,671.09 AUD		7,339 Common Stock
Credit Suisse Equities (Australia) Limited	30-Aug-2016	10,264.22 AUD		-2,106 Common Stock
Credit Suisse Equities (Australia) Limited	30-Aug-2016	87,288.42 AUD		-17,842 Common Stock
Credit Suisse Equities (Australia) Limited	30-Aug-2016	4,737.96 AUD		-963 Common Stock
Credit Suisse Equities (Australia) Limited	30-Aug-2016	11,084.90 AUD		-2,255 Common Stock
Credit Suisse Equities (Australia) Limited	30-Aug-2016	4,909.68 AUD		-996 Common Stock
Credit Suisse Equities (Australia) Limited	31-Aug-2016	Refer to Annexure F of Notice	Stock borrowed under ASLA	600,000 Common Stock
Credit Suisse Equities (Australia) Limited	31-Aug-2016	158,226.15 AUD		45,449 Common Stock
Credit Suisse Equities (Australia) Limited	31-Aug-2016	51,102.82 AUD		14,570 Common Stock
Credit Suisse Equities (Australia) Limited	31-Aug-2016	2,562,142.12 AUD		812,553 Common Stock
Credit Suisse Equities (Australia) Limited	31-Aug-2016	126,166.83 AUD		35,566 Common Stock
Credit Suisse Equities (Australia) Limited	31-Aug-2016	1,571,952.96 AUD		446,400 Common Stock
Credit Suisse Equities (Australia) Limited	31-Aug-2016	6,273,981.95 AUD		1,989,719 Common Stock
Credit Suisse Equities (Australia) Limited	31-Aug-2016	113,655.00 AUD		-27,617 Common Stock
Credit Suisse Equities (Australia) Limited	31-Aug-2016	406,122.66 AUD		-99,618 Common Stock
Credit Suisse Equities (Australia) Limited	31-Aug-2016	124,585.88 AUD		-30,538 Common Stock
Credit Suisse Equities (Australia) Limited	31-Aug-2016	396,604.01 AUD		-97,038 Common Stock

Credit Suisse Equities (Australia) Limited	31-Aug-2016	124,306.55 AUD		-30,132 Common Stock
Credit Suisse Equities (Australia) Limited	31-Aug-2016	160,490.30 AUD		-39,256 Common Stock
Credit Suisse Equities (Australia) Limited	31-Aug-2016	485,890.11 AUD		-116,526 Common Stock
Credit Suisse Equities (Australia) Limited	31-Aug-2016	679,076.16 AUD		-166,800 Common Stock
Credit Suisse Securities (Europe) Limited	04-May-2016	Refer to Annexure F of Notice	Stock returned under Prime brokerage agreement	-2,456 Common Stock
Credit Suisse Securities (Europe) Limited	04-May-2016	Refer to Annexure F of Notice	Stock returned under Prime brokerage agreement	-512 Common Stock
Credit Suisse Securities (Europe) Limited	05-May-2016	Refer to Annexure F of Notice	Stock returned under Prime brokerage agreement	-203 Common Stock
Credit Suisse Securities (Europe) Limited	06-May-2016	Refer to Annexure F of Notice	Stock borrowed under Prime brokerage agreement	78 Common Stock
Credit Suisse Securities (Europe) Limited	12-May-2016	Refer to Annexure F of Notice	Stock borrowed under Prime brokerage agreement	1,112,000 Common Stock
Credit Suisse Securities (Europe) Limited	12-May-2016	Refer to Annexure F of Notice	Stock returned under Prime brokerage agreement	-78 Common Stock
Credit Suisse Securities (Europe) Limited	12-May-2016	Refer to Annexure F of Notice	Stock borrowed under Prime brokerage agreement	273,000 Common Stock
Credit Suisse Securities (Europe) Limited	16-May-2016	Refer to Annexure F of Notice	Stock returned under Prime brokerage agreement	-58,188 Common Stock
Credit Suisse Securities (Europe) Limited	17-May-2016	Refer to Annexure F of Notice	Stock returned under Prime brokerage agreement	-27,500 Common Stock
Credit Suisse Securities (Europe) Limited	18-May-2016	Refer to Annexure F of Notice	Stock returned under Prime brokerage agreement	-111,400 Common Stock
Credit Suisse Securities (Europe) Limited	19-May-2016	Refer to Annexure F of Notice	Stock returned under Prime brokerage agreement	-67,712 Common Stock
Credit Suisse Securities (Europe) Limited	24-May-2016	Refer to Annexure F of Notice	Stock returned under Prime brokerage agreement	-800 Common Stock
Credit Suisse Securities (Europe) Limited	25-May-2016	Refer to Annexure F of Notice	Stock returned under Prime brokerage agreement	-100 Common Stock
Credit Suisse Securities (Europe) Limited	30-May-2016	Refer to Annexure F of Notice	Stock borrowed under Prime	812,000 Common Stock

			brokerage agreement	
Credit Suisse Securities (Europe) Limited	30-May-2016	Refer to Annexure F of Notice	Stock returned under Prime brokerage agreement	-100 Common Stock
Credit Suisse Securities (Europe) Limited	31-May-2016	Refer to Annexure F of Notice	Stock borrowed under Prime brokerage agreement	1,924,000 Common Stock
Credit Suisse Securities (Europe) Limited	31-May-2016	Refer to Annexure F of Notice	Stock returned under Prime brokerage agreement	-400 Common Stock
Credit Suisse Securities (Europe) Limited	31-May-2016	Refer to Annexure F of Notice	Stock returned under OSLA	-1,112,000 Common Stock
Credit Suisse Securities (Europe) Limited	31-May-2016	Refer to Annexure F of Notice	Stock returned under Prime brokerage agreement	-812,000 Common Stock
Credit Suisse Securities (Europe) Limited	01-Jun-2016	Refer to Annexure F of Notice	Stock returned under Prime brokerage agreement	-6,500 Common Stock
Credit Suisse Securities (Europe) Limited	01-Jun-2016	Refer to Annexure F of Notice	Stock returned under Prime brokerage agreement	-300 Common Stock
Credit Suisse Securities (Europe) Limited	01-Jun-2016	Refer to Annexure F of Notice	Stock returned under Prime brokerage agreement	-16,170 Common Stock
Credit Suisse Securities (Europe) Limited	02-Jun-2016	Refer to Annexure F of Notice	Stock returned under Prime brokerage agreement	-31,505 Common Stock
Credit Suisse Securities (Europe) Limited	03-Jun-2016	Refer to Annexure F of Notice	Stock returned under Prime brokerage agreement	-1,173 Common Stock
Credit Suisse Securities (Europe) Limited	03-Jun-2016	Refer to Annexure F of Notice	Stock borrowed under Prime brokerage agreement	2,828 Common Stock
Credit Suisse Securities (Europe) Limited	09-Jun-2016	Refer to Annexure F of Notice	Stock returned under Prime brokerage agreement	-2,064 Common Stock
Credit Suisse Securities (Europe) Limited	09-Jun-2016	Refer to Annexure F of Notice	Stock returned under Prime brokerage agreement	-764 Common Stock
Credit Suisse Securities (Europe) Limited	10-Jun-2016	Refer to Annexure F of Notice	Stock returned under Prime brokerage agreement	-9,445 Common Stock
Credit Suisse Securities (Europe) Limited	22-Jun-2016	Refer to Annexure F of Notice	Stock returned under Prime brokerage agreement	-100,000 Common Stock
Credit Suisse Securities	23-Aug-2016	Refer to Annexure F	Stock	27,761 Common Stock

(USA) LLC		of Notice	borrowed under OSLA	
Credit Suisse Securities (USA) LLC	29-Aug-2016	Refer to Annexure F of Notice	Stock returned under OSLA	-2,105 Common Stock
Credit Suisse Securities (USA) LLC	30-Aug-2016	Refer to Annexure F of Notice	Stock borrowed under OSLA	60,000 Common Stock
Credit Suisse Funds AG	11-Jul-2016	61,377.13 AUD		11,829 Common Stock
Credit Suisse Funds AG	19-Aug-2016	23,170.68 AUD		4,951 Common Stock

This is Annexure "C" referred to in the Form 603 "Notice of initial substantial holder"

## Signature


Credit Suisse Holdings (Australia) Limited (ACN 008 496 713)

print name Sarah Culham

capacity Company Secretary

sign here

date 06-Sep-2016



## Annexure "D"

### 6. Associates

The reasons the persons named in paragraph 3 above are associates of the substantial holder are as follows:

Name and ACN/ARSN (if applicable)	Nature of association
Credit Suisse (Hong Kong) Limited	Related body corporate.
Credit Suisse International (ARBN 062787106)	Related Body Corporate
Credit Suisse Securities (USA) LLC	Related Body Corporate
Credit Suisse Securities (Europe) Limited (ARBN 099554131)	Related Body Corporate
Credit Suisse Equities (Australia) Limited (ACN 068 232 708)	Related Body Corporate
Credit Suisse Funds AG	Related body corporate.

This is Annexure "D" referred to in the Form 603 "Notice of initial substantial holder"

---

### Signature

Credit Suisse Holdings (Australia) Limited (ACN 008 496 713)

print name Sarah Culham

capacity Company Secretary

sign here

date 06-Sep-2016



## Annexure "E"

### 7. Addresses


The addresses of persons named in this form are as follows:

Name	Address
Credit Suisse Holdings (Australia) Limited (ACN 008 496 713)	Level 31, Gateway, 1 Macquarie Place, Sydney NSW 2000, Australia
Credit Suisse Fourth Nominees Pty Limited (ACN 069 126 432)	Level 31, Gateway, 1 Macquarie Place, Sydney NSW 2000, Australia
Credit Suisse Equities (Australia) Limited (ACN 068 232 708)	Level 31, Gateway, 1 Macquarie Place, Sydney NSW 2000, Australia
Credit Suisse (Hong Kong) Limited	Level 21, International Commerce Centre, 1 Austin Road West, Kowloon, Hong Kong
Credit Suisse International (ARBN 062787106)	One Cabot Square, London, E14 4QJ
Credit Suisse Securities (USA) LLC	11 Madison Avenue, New York, New York 10010, New York 10010
Credit Suisse Securities (Europe) Limited (ARBN 099554131)	One Cabot Square, London, E14 4QJ
Credit Suisse Funds AG	Giesshübelstrasse 30, Zurich, 8045

This is Annexure "E" referred to in the Form 603 "Notice of initial substantial holder"

### Signature

Credit Suisse Holdings (Australia) Limited (ACN 008 496 713)

print name	Sarah Culham	capacity	Company Secretary
sign here		date	06-Sep-2016


Annexure "F"

This is Annexure "F" referred to in the Form 603 "Notice of initial substantial holder"

\_\_\_\_\_

**Signature**

Credit Suisse Holdings (Australia) Limited (ACN 008 496 713)

print name	Sarah Culham	capacity	Company Secretary
sign here		date	06-Sep-2016

---



**Prescribed information****Schedule**

Type of agreement	Australian Securities Lending Agreement
Parties to agreement	Credit Suisse Equities (Australia) Limited and State Street Bank and Trust Company
Transfer date	31-Aug-2016
Holder of voting rights	Borrower
Are there any restrictions on voting rights?	No
If yes, detail	N/A
Scheduled return date (if any)	N/A
Does the borrower have the right to return early?	Yes
If yes, detail	At Will
Does the lender have the right to recall early?	Yes
If yes, detail	With 4 business days prior notice.
Will the securities be returned on settlement?	Yes
If yes, detail any exceptions	If an event of default occurs in respect of either the lender or the borrower, the obligation of the borrower to deliver the securities to the lender will be netted off against the obligation of the lender to return securities or cash held by the lender as collateral.

**Prescribed information****Schedule**

Type of agreement	Master Prime Brokerage Securities Lending Agreement
Parties to agreement	Credit Suisse Securities (Europe) Limited and Integrated Core Strat (ASIA)
Transfer date	09-June-2016
Holder of voting rights	Borrower
Are there any restrictions on voting rights?	Yes
If yes, detail	Voting rights to be exercised in accordance with lender's instructions provided such instructions are received 5 days prior.
Scheduled return date (if any)	N/A
Does the borrower have the right to return early?	Yes
If yes, detail	At Will
Does the lender have the right to recall early?	Yes
If yes, detail	With 4 days prior written notice.
Will the securities be returned on settlement?	Yes
If yes, detail any exceptions	If an event of default occurs in respect of either the lender or the borrower, the obligation of the borrower to deliver the securities to the lender will be netted off against the obligation of the lender to return securities or cash held by the lender as collateral.

**Prescribed information****Schedule**

Type of agreement	Master Prime Brokerage Securities Lending Agreement
Parties to agreement	Credit Suisse Securities (Europe) Limited and Atlantic Absolute Return Fund
Transfer date	22-June-2016
Holder of voting rights	Borrower
Are there any restrictions on voting rights?	Yes
If yes, detail	Voting rights to be exercised in accordance with lender's instructions provided such instructions are received 5 days prior.
Scheduled return date (if any)	N/A
Does the borrower have the right to return early?	Yes
If yes, detail	At Will
Does the lender have the right to recall early?	Yes
If yes, detail	With 4 days prior written notice.
Will the securities be returned on settlement?	Yes
If yes, detail any exceptions	If an event of default occurs in respect of either the lender or the borrower, the obligation of the borrower to deliver the securities to the lender will be netted off against the obligation of the lender to return securities or cash held by the lender as collateral.

**Prescribed information****Schedule**

Type of agreement	Master Prime Brokerage Securities Lending Agreement
Parties to agreement	Credit Suisse Securities (Europe) Limited and CQS Asian Opportunities Master Fund
Transfer date	19-May-2016
Holder of voting rights	Borrower
Are there any restrictions on voting rights?	Yes
If yes, detail	Voting rights to be exercised in accordance with lender's instructions provided such instructions are received 5 days prior.
Scheduled return date (if any)	N/A
Does the borrower have the right to return early?	Yes
If yes, detail	At Will
Does the lender have the right to recall early?	Yes
If yes, detail	With 4 days prior written notice.
Will the securities be returned on settlement?	Yes
If yes, detail any exceptions	If an event of default occurs in respect of either the lender or the borrower, the obligation of the borrower to deliver the securities to the lender will be netted off against the obligation of the lender to return securities or cash held by the lender as collateral.

**Prescribed information****Schedule**

Type of agreement	Overseas Securities Lending Agreement
Parties to agreement	Credit Suisse Securities (USA) LLC Limited and State Street Bank and Trust and Company
Transfer date	30-Aug-2016
Holder of voting rights	Borrower
Are there any restrictions on voting rights?	No
If yes, detail	N/A
Scheduled return date (if any)	N/A
Does the borrower have the right to return early?	Yes
If yes, detail	At Will
Does the lender have the right to recall early?	Yes
If yes, detail	Next Business day.
Will the securities be returned on settlement?	Yes
If yes, detail any exceptions	If an event of default occurs in respect of either the lender or the borrower, the obligation of the borrower to deliver the securities to the lender will be netted off against the obligation of the lender to return securities or cash held by the lender as collateral.