

QUARTERLY REPORT

For the 3 months ended 31 March 2016

HIGHLIGHTS

- Corporate reset is nearing completion
- New board and management – appointment of new independent chair imminent
- Reprioritised work programs on resource extension and greenfield exploration targets
- Highly reputable geological advisory group appointed
- Substantive cost cutting achieved with further reduction in overhead costs underway
- Re-capitalisation in process to secure funding for value adding exploration programs
- Highly encouraging results from IGO exploration alliance

OVERVIEW

Mining Operations

- Mining and processing of ore completed at the Old Pirate Gold Mine
- Gold recovered has exceeded revised mine plan by more than 2,000 ounces
- Final recovery from circuit stocks and reconciliation to be completed in May 2016

Exploration

- Preparations for 2016 field season underway
- Field programs in 2016 and 2017 to focus on:
 - Generating value from existing gold resources at Buccaneer, Old Pirate and Hyperion
 - Exploring advanced targets, in particular the highly encouraging Suplejack Trend
 - High potential early stage prospects, such as Wild Turkey and Indefatigable
- Exploration to solely target the Tanami region
 - Area under license reduced by 48%
 - Further farm-outs and relinquishment of less prospective ground planned
 - Tighter geographic focus to reduce costs and maximise effectiveness of field programs
- Positive EM results delivered at the Bumblebee Prospect, drilling to follow

Corporate

- Preparations for capital raising underway
- Chairman Dr Mike Etheridge and non-executive director Dr Helen Garnett resigned
- Ms Susie Corlett was appointed as a non-executive director and Mr Brett Lambert was appointed managing director

Old Pirate Gold Mine

The Old Pirate Gold Mine (Old Pirate) is part of the Twin Bonanza Gold Project located in the Tanami region of the Northern Territory. Gold ore was extracted at Old Pirate by open pit mining and hauled for treatment to the Coyote Processing Plant, located over the Western Australian border.

Mining

During the March 2016 quarter (Quarter) 52,249 tonnes of ore were mined at an average mill reconciled grade of 5.1g/t for an estimated 8,572 ounces of contained gold. The current phase of open pit mining at Old Pirate was completed ahead of schedule just prior to Quarter end, with a life of mine total of 155,176 tonnes having been mined at an estimated average grade of 5.9g/t.

From 1 December 2015 to the completion of mining, the period covering the revised mine plan (ASX 24 December 2015), 71,564 tonnes grading 5.1g/t were mined compared to a forecast of 50,000 tonnes at 6g/t. The additional 21,564 tonnes averaged 3.6g/t and delivered around 2,400 additional ounces of gold to the plant. "Good bye cuts" in the Central and Western Limb pits, where the excavator was used to extract any ore it could reach below the floor of the pit as it retreated from the last bench, contributed to the additional tonnage. However there is no capacity to extend mining further without undertaking substantial waste rock cut-backs, which as previously assessed was not a viable option.

Rehabilitation of the mine site was carried out progressively throughout the Quarter, and by Quarter end the waste dumps had been fully profiled and sheeted with topsoil to promote revegetation. Abandonment bunds have been completed around all the main pits and the Old Glory pit was backfilled. The majority of roads that are no longer required have also been rehabilitated.

Processing

63,851 tonnes at an average grade of 4.7g/t were processed during the Quarter for the recovery of 9,570 ounces of gold. Project to date, 28,161 ounces of gold have been recovered from 146,995 tonnes processed.

From mid-January the plant operated on a continual basis rather than the previous cycle of two weeks operation followed by one week shut down. This enabled accumulated low grade stockpiles to be processed and resulted in record gold production and reduced unit costs.

At the end of the Quarter, 9,785 tonnes of ore remained in stockpiles with an estimated grade of 3.8g/t for 1,185 ounces of contained gold. Estimated gold in circuit at Quarter end totaled 2,866 ounces comprising 500 ounces in the ball mill, 472 ounces in the gravity circuit and 1,894 ounces in the leach circuit.

Production Statistics

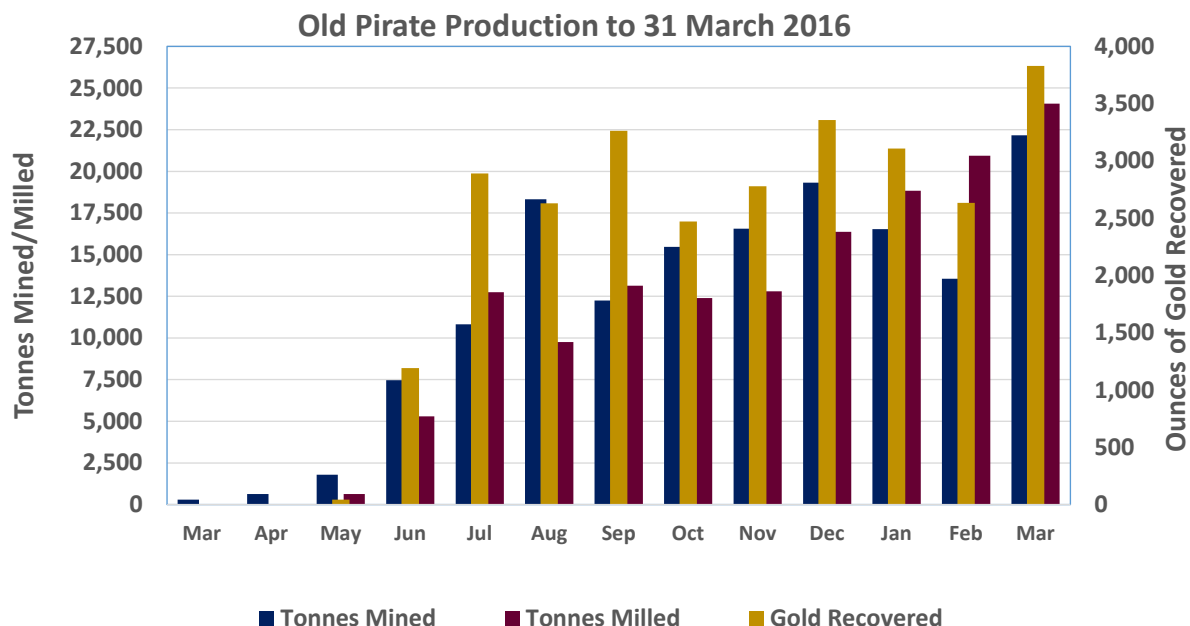
Site production costs¹ for the Quarter were A\$939 per ounce of gold recovered. Gold sales during the Quarter totaled 8,440 ounces at an average price of A\$1,642 per ounce.

Production statistics for Old Pirate in the Quarter and project to date are summarised in the table below, with monthly physical performance since operations commenced presented in the following graph. When carbon stripping has been completed and the last gold recovered, a final life of mine gold

¹ Includes mining, processing and business services costs (includes royalties).

production and grade reconciliation will be completed. This exercise may result in some adjustment to reported production figures if there is a material difference between estimated gold in circuit and actual gold recovered.

Old Pirate Gold Mine Production Summary March Quarter 2016			
		March Quarter	Project to Date
Tonnes Mined	tonnes	52,249	155,176
Grade	g/t	5.1	5.9
Contained Gold	ounces	8,572	29,526
Ore Processed	tonnes	63,851	146,995
Grade	g/t	4.7	6.0
Contained Gold	ounces	9,728	28,482
Recovery	%	98.4%	98.9%
Recovered Gold	ounces	9,570	28,161
Gold Poured	ounces	8,890	25,295
Gold Sold	ounces	8,440	24,486



Planned Activities

The remainder of the stockpiled ore was processed post Quarter end and the plant shut down prior to being prepared to be placed on care and maintenance. Gold from the ball mill, gravity circuit and any accumulated gold in pumps, sumps and tanks will be recovered and smelted on site. Gold bearing carbon from the leach circuit will be transported to Perth for stripping with final gold recovery to be completed in May 2016.

Tanami Gold NL has been advised that ABM will not extend the lease on the Coyote Processing Plant when it expires in mid-July 2016. However, ABM will remain responsible for care and maintenance of the plant until the end of the lease period.

Geological data obtained during mining together with existing exploration data, will be used to produce a revised JORC compliant Mineral Resource estimate for the Old Pirate project. An independent specialist consultant will be engaged to calculate and sign-off on the updated Mineral Resource.

The potential to recommence mining at Old Pirate will be evaluated. However it is anticipated that further drilling will be required to improve Mineral Resource definition to a standard appropriate to support a decision to mine and it is unlikely production will re-commence in the short term, and there is no certainty at this stage that a new mine will prove viable. The trial mining processing plant has been retained for possible use in bulk sampling or for small scale commercial operations.

EXPLORATION

As demobilisation from the Old Pirate Gold Mine takes place, the Company is proceeding with re-establishment of the Wilsons camp as an exploration base and is arranging logistical support for the 2016 field season.

Exploration Strategy

An exploration program has been prepared for the 2016 and 2017 field seasons that focuses on:

- Generating value from existing gold resources at Buccaneer, Old Pirate and Hyperion
 - Exploration programs will be tailored to support evaluation of the development potential of existing resources and to enhance viability where possible through resource upgrades and expansion.
- Further exploring advanced targets, in particular the highly encouraging Suplejack Trend
 - Follow up drilling at the Tethys Prospect (formerly Hyperion East) where drilling in 2015 returned gold intercepts including 21m at 2.84g/t, 12m at 3.43g/t and 12m at 3.03g/t (ASX 26 August 2015). ABM has set up an exploration camp and is currently preparing drill pads at the Suplejack Prospect with particular focus on Tethys.
 - Extend exploration coverage of the Suplejack trend onto EL26483, recently acquired from Vango Mining Limited.
- Exploration of high potential early stage prospects, such as Wild Turkey and Indefatigable
 - A systematic predictive approach based on structural geology and multi-element geochemistry will be employed to maximise effectiveness and efficiency of the on-ground programs.
- Exploration management
 - An advisory group of highly experienced and credentialed exploration professionals has been engaged, comprising Dr Scott Halley, Lead Consultant Geochemistry, Dr John Beeson, Lead Consultant Structural Geology and Mr Greg Hall, Lead Consultant Generative Geology.
 - The advisory group will work with the Company's geologists on developing prospectively models and assessing and prioritising exploration targets.

Tenement Management

ABM controlled an extremely large exploration tenement portfolio in the Northern Territory's Central Desert Region with approximately 48,000km² of exploration licences and applications. The Company is

reducing the geographic spread of its operations by farming-out or relinquishing all tenements outside the Tanami district. In recent months, the land area held under licence by ABM has been reduced by 48%, substantially reducing the tenement holding costs. The narrower geographic focus will not only reduce overhead and logistical costs, but is expected to improve the efficiency and effectiveness of the Company's work programs.

Further reductions in land holdings are planned. A number of companies have executed confidentiality agreements to enable them to assess the potential acquisition or joint venture of various tenement packages held by ABM in the North Arunta region or on the margins of the Tanami region. The farm-out/joint venture model has already delivered results for the Company, with Independence Group NL discovering the exciting Bumblebee Prospect at ABM's Lake Mackay Project (ASX 23 March 2016).

The transfer of EL26483 from Vango Mining Limited was completed during the Quarter. EL26483 is situated in the northern portion of the Suplejack trend, which is a core area of exploration focus for the Company.

Lake Mackay Project

Independence Group NL ("IGO") are conducting exploration on ABM's Lake Mackay tenements under an agreement executed in August 2013 (ASX 21 August 2013) under which IGO can elect to enter into a farm-in agreement over the tenements and earn a joint venture interest of up to 70%. This agreement was extended in late 2015 (ASX 7 December 2015).

The Bumblebee Prospect was discovered in 2015 on exploration licence EL24915. Initial air-core drilling of a multi-element surface geochemistry anomaly returned significant precious and base metal values, including 7 metres averaging 3.3g/t gold, 37.7g/t silver, 3.2% copper, 0.9% lead, 1.3% zinc and 0.08% cobalt approximately 30 metres below surface (ASX 6 October 2015).

During the Quarter, results were received for an electromagnetic (EM) survey completed by IGO at the Bumblebee Prospect that has identified a strong and clear conductor in a position consistent with the geochemical anomaly and the sulphides intersected by the air-core drilling. The conductor has a strike length of approximately 500 metres as shown in Figure 1 below.

The conductor has been modelled as a series of three contiguous plates along its strike. The middle plate, centred on easting 588,300mE, starts at 110 metres below surface and has been interpreted to have a steep southerly dip and an unconstrained depth extent of between 200 and 400 metres. The central plate is shown in cross-section in Figure 2, together with the air-core drill intercepts and preliminary interpretation of mineralisation.

The modelled conductor displays characteristics consistent with being associated with mineralisation, however in the absence of deeper drilling there is no conclusive evidence that the source of the conductor is the extension of mineralisation intersected in the air-core program. IGO is planning to drill a series of diamond holes to test the conductor and provide further information on its location, size and source. Down hole EM (DHEM) surveys will be carried out on these planned holes with the aim of further defining the target. This work is expected to be performed in the June Quarter of 2016.

In addition to enhancing the prospectivity of the Bumblebee Prospect and providing a clear target for further drilling, the EM program appears to indicate that soil geochemistry and ground electromagnetic surveying could be effective and efficient exploration tools at the Lake Mackay Project.

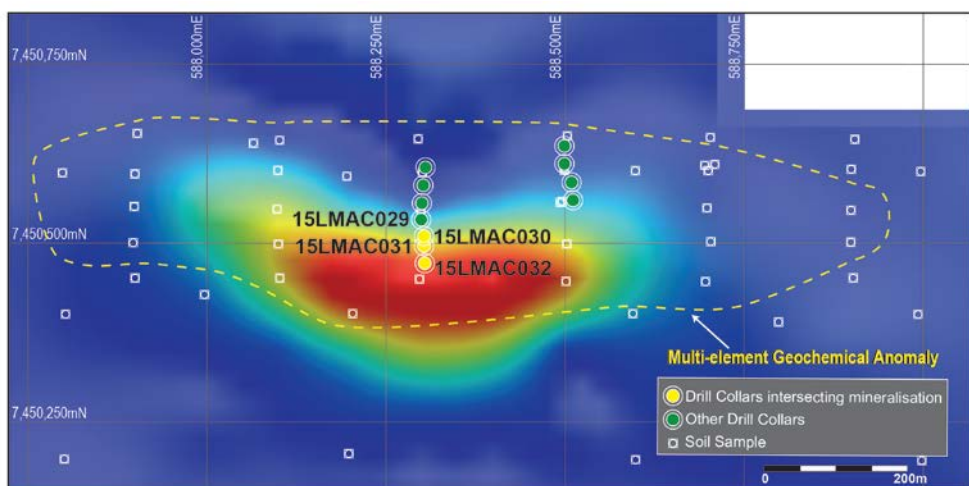


Figure 1: Mid time channel 17 (3.1ms) showing the main central conductor and south east conductor

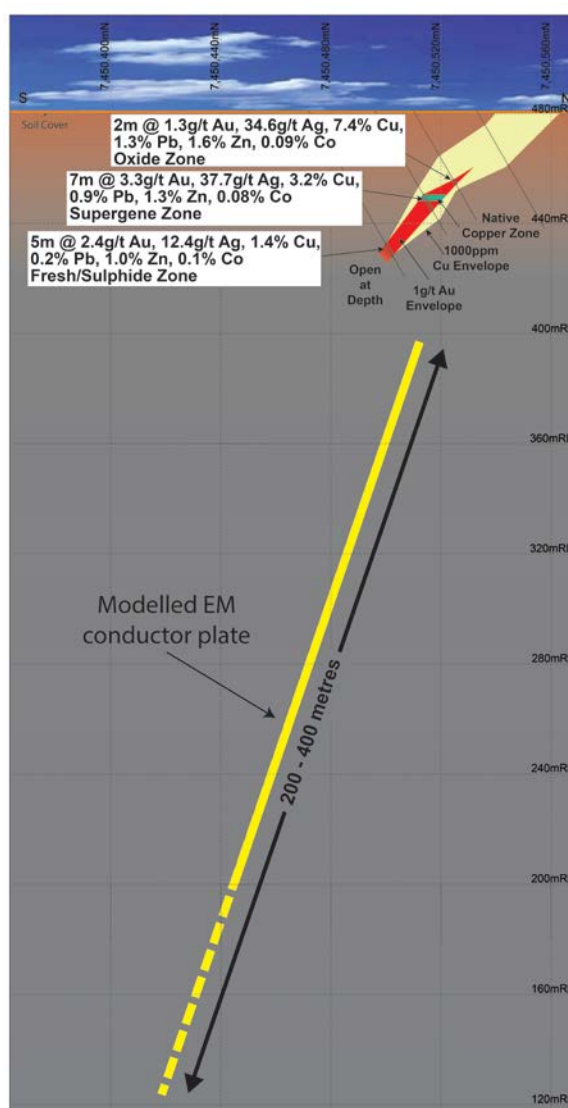


Figure 2: Cross-section on 588,300mE showing modelled plate and air-core drill hole intercepts

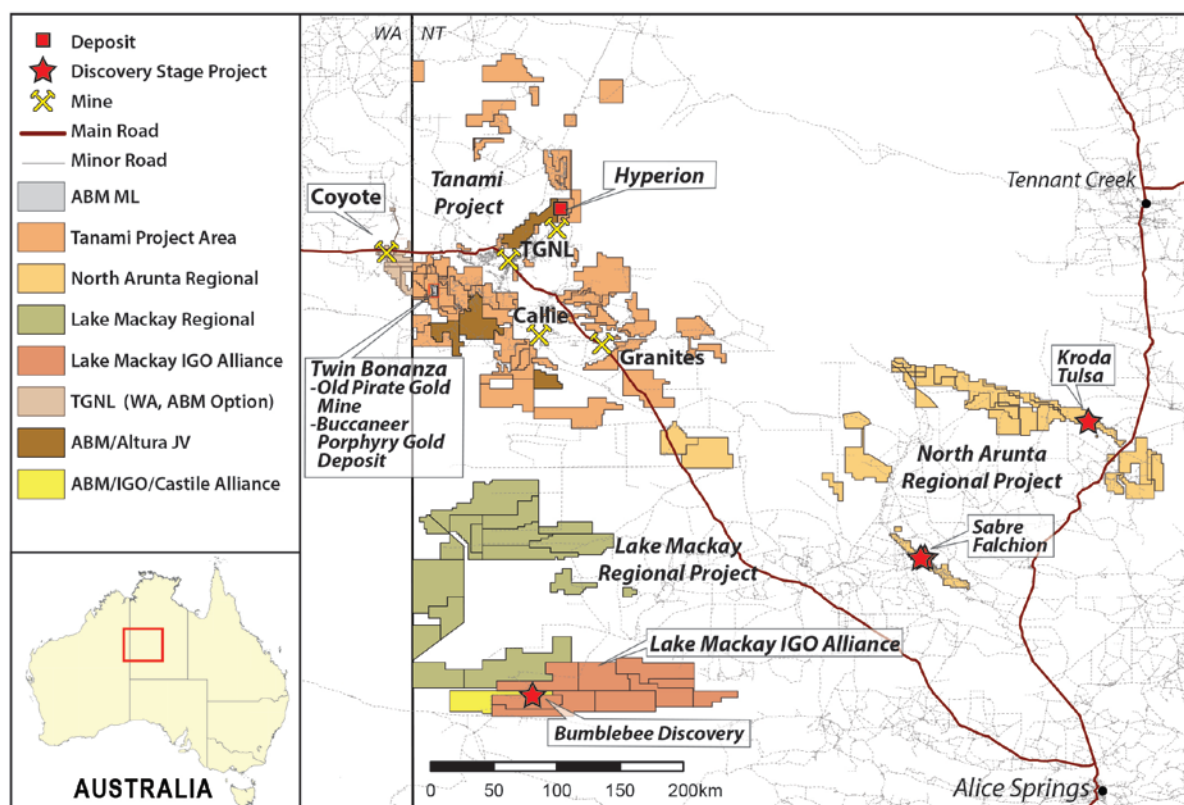


Figure 3: ABM's land position in the Central Desert

CORPORATE

Capital Raising

During the Quarter, ABM announced a capital raising comprising a 3 for 5 fully underwritten non-renounceable rights issue to raise approximately \$8.2 million together with a \$3.8 million debt facility (ASX 9 March 2016). The proceeds from the rights issue were to be principally used for the exploration and evaluation of the Company's core gold properties, while funds drawn down from the debt facility were to be placed in interest bearing term deposits to cash back performance bonds associated with the Company's mining and exploration properties. The rights issue was priced at \$0.04 per share and would have seen approximately 205 million additional shares issued.

Pacific Road Capital Management Pty Ltd as trustee for Pacific Road Fund II Managed Investment Trust (PRCM) agreed to fully sub-underwrite the Rights Issue and provide the Debt Facility. PRCM is the Company's largest shareholder with a holding of approximately 19.9% and their financial commitment enabled the company to ensure that the full funding exercise was guaranteed.

Prior to settling on the structure and underwriting arrangements for the capital raising, the Company considered a number of other alternatives, including an alternative proposal that it had received from APAC Resources Capital Limited, a wholly owned subsidiary of Hong Kong listed company APAC Resources Limited (APAC). APAC is ABM's second largest shareholder with an interest in the Company of approximately 14.8%. The APAC proposal involved a \$14 million renounceable rights issue priced at \$0.0225 per share, fully underwritten by APAC, which would have resulted in approximately 622 million additional shares being issued.

Whilst the structure and a number of terms varied between the two major shareholders supported funding proposals, the dominant reasons for ABM electing to proceed with the announced rights issue were the higher pricing and substantially lower level of dilution of non-participating shareholders.

Following ABM's announcement of the capital raising, the Takeovers Panel announced that it had received an application from APAC concerning the Rights Issue (TOV^[1] 11 March 2016).

After receiving and considering submissions from interested parties, the Takeovers Panel declared that ABM's proposed rights issue constituted unacceptable circumstances and the Company was ordered to not proceed with the rights issue (TOV 8 April 2016). The reasons for the Takeovers Panel decision were published on their website on 28 April 2016.

In order to obtain greater certainty in relation to a capital raising to satisfy its funding requirements, the Company sought a review of the Initial Panel's decision and submitted a restructured rights issue proposal to the Review Panel intended to address concerns raised by the Initial Panel.

The Review Panel has released its decision (TOV 29 April 2016) in which it stated that, on the material provided, it considered that ABM's restructured rights issue proposal would be unlikely to be unacceptable. The Review Panel decided not to vary the Initial Panel's orders, on the basis that the proposal was not yet final, but noted that it considered that this decision did not prevent ABM proceeding. ABM therefore intends to proceed with a new rights issue based on the structure presented to the Review Panel.

Board Restructuring

In March 2016, ABM Chairman Dr Mike Etheridge and non-executive director Dr Helen Garnett resigned from the board. Dr Etheridge had previously advised the board that he intended to step down at an appropriate time as the first step in a broader restructure of the board and an executive search firm was engaged to identify a new independent non-executive chairman. This search is now well advanced. In the interim, non-executive director Mr Richard Procter was appointed chairman. Mr Procter will resign from the board on the appointment of the new chairman.

Also in March, Ms Susie Corlett was appointed as a non-executive director and Mr Brett Lambert was appointed managing director (having served as CEO for the preceding four months). This leaves a board comprising one nominee from each of APAC and PRCM with a chairman and managing director independent of the major shareholders.

BNP Paribas Nominees Pty Limited ("BNP Paribas") as custodian for APAC, issued a 249D notice requisitioning a General Meeting of shareholders to seek the removal of all the Company's directors other than APAC's representative and the appointment of two more nominees of APAC to the ABM board (ASX 18 February 2016). After the above board changes took place, BNP Paribas/APAC lodged a second 249D notice seeking the removal of the non APAC nominated directors and the appointment of the same two additional APAC nominees (ASX 9 March 2016).

BNP Paribas/APAC subsequently withdrew the first 249D notice and ABM cancelled the associated General Meeting (ASX 30 and 31 March 2016), leaving just one General Meeting scheduled for 9 May 2016 to consider the resolutions proposed in the second 249D notice. The directors, except for the APAC nominee, of the Company recommended that shareholders vote against all resolutions to be put to the meeting.

^[1] TOV relates to a Takeovers Panel press release published on their website and on the ASX under the Company's code, ABU.

The chairman search process has effectively been completed with the formation of a short list of highly qualified and experienced candidates, independent of any major shareholder, who have confirmed their interest in the role. However the 249D notice and Takeovers Panel proceedings have delayed this appointment. ABM is hopeful that the new chairman can be engaged promptly after the 9 May 2016 General Meeting, if not before, thereby finalising the transition to a refreshed, smaller and more effective lower cost board.

Cash Position

At Quarter end, the Company held \$7.2 million in cash and gold bullion valued at \$1.3 million, with an additional \$3.8 million deposited in a restricted account to cash back performance bonds. The Company has no debt.

The Company's loan facility and bond and guarantee facility with the ANZ bank have been terminated and all securities held by the ANZ over the Company's assets have been removed. ABM has entered into a new bonding and facility agreement with the ANZ which is fully cash backed and does not require any securities.

Signed



Brett Lambert
Managing Director

Competent Persons Statements

The information in this announcement relating to exploration results is based on information reviewed and checked by Mr Alwin van Roij who is a Member of The Australasian Institute of Mining and Metallurgy. Mr van Roij is a full time employee of ABM Resources NL and has sufficient experience which is relevant to the style of mineralisation and type of deposit under consideration and to the activity which he is undertaking to qualify as a Competent Person as defined in the 2012 edition of the "Australasian Code for Reporting Exploration Results, Mineral Resources and Ore Reserves". Mr van Roij consents to the inclusion in the documents of the matters based on this information in the form and context in which it appears.

During the Quarter the following ASX announcements regarding the Company's activities and projects were released.

Date	Headline
31/03/2016	Cancellation of General Meeting and Change to Timetable
30/03/2016	Withdrawal of Section 249D Notice
29/03/2016	Notice of General Meeting/Proxy Form/Chairman's Letter
23/03/2016	Geophysical Survey Results Enhance Bumblebee Prospect
17/03/2016	Change of Timetable for Rights Issue
17/03/2016	Old Pirate Gold Mine - February 2016 Production Update
14/03/2016	Becoming a substantial holder
11/03/2016	Change of Timetable for Rights Issue
11/03/2016	TOV: ABM Resources NL - Panel Receives Application
11/03/2016	Takeovers Panel Application
10/03/2016	Letter to Eligible Shareholders
10/03/2016	Letter to Overseas Shareholders
10/03/2016	Board Changes
10/03/2016	Appointment of Managing Director - Listing Rule 3.16.4
09/03/2016	Section 249D Notice
09/03/2016	Notice of General Meeting/Proxy Form
09/03/2016	Notice of proposed issue of options
09/03/2016	Notice under Section 708AA(2)(f) of Corporations Act 2001
09/03/2016	Appendix 3B
09/03/2016	Offer Document Non-Renounceable Pro Rata Rights Issue
09/03/2016	Fully-Underwritten 3 for 5 Rights Issue and Debt Facility
09/03/2016	Board and Management Changes
04/03/2016	Interim Financial Report for the Half-Year Ended 31 Dec 15
01/03/2016	Ceasing to be a substantial holder
18/02/2016	Section 249D Notice
17/02/2016	Production Update and Asset Value Review
29/01/2016	Quarterly Activities and Cashflow Report

Appendix 5B

Mining exploration entity quarterly report

Introduced 01/07/96 Origin Appendix 8 Amended 01/07/97, 01/07/98, 30/09/01, 01/06/10, 17/12/10, 01/05/2013

Name of entity

ABM RESOURCES NL

ABN

58 009 127 020

Quarter ended ("current quarter")

31 March 2016

Consolidated statement of cash flows

Cash flows related to operating activities		Current quarter	Year to date (9 months)
		\$A'000	\$A'000
1.1	Receipts from product sales and related debtors	14,112	36,681
1.2	Payments for (a) exploration & evaluation	(578)	(2,326)
	(b) development	(11)	(18,400)
	(c) production	(10,373)	(16,925)
	(d) administration	(921)	(2,758)
1.3	Dividends received		
1.4	Interest and other items of a similar nature received	66	130
1.5	Interest and other costs of finance paid		
1.6	Income taxes paid		
1.7	Other (R&D tax concession)	1,092	1,092
Net Operating Cash Flows		3,387	(2,506)
Cash flows related to investing activities			
1.8	Payment for purchases of: (a) prospects	(10)	(140)
	(b) equity investments		
	(c) other fixed assets	-	(16)
1.9	Proceeds from sale of: (a) prospects		
	(b) equity investments		
	(c) other fixed assets		
1.10	Loans to other entities		
1.11	Loans repaid by other entities		
1.12	Other (net cash flows on divestment of subsidiary)		
Net investing cash flows		(10)	(156)
1.13	Total operating and investing cash flows (carried forward)	3,377	(2,662)

+ See chapter 19 for defined terms.

	Current quarter \$A'000	Year to date (9 months) \$A'000
1.13 Total operating and investing cash flows (brought forward)	3,377	(2,662)
Cash flows related to financing activities		
1.14 Proceeds from issues of shares, options, etc. (net)		
1.15 Proceeds from sale of forfeited shares		
1.16 Proceeds from borrowings/environmental bonds		
1.17 Payment of borrowings/environmental bonds		
1.18 Dividends paid		
1.19 Other (Placement of security deposits)	(3,758)	(3,758)
Net financing cash flows	(3,758)	(3,758)
Net increase (decrease) in cash held	(381)	(6,420)
1.20 Cash at beginning of quarter/year to date	7,544	13,583
1.21 Exchange rate adjustments to item 1.20		
1.22 Cash at end of quarter	7,163 ⁽¹⁾	7,163 ⁽¹⁾

⁽¹⁾ In addition to the \$7.163 million cash on hand as at 31 March 2016, ABM Resources NL had an additional \$1.307 million in gold in transit for the total of \$8.470 million.

Payments to directors of the entity, associates of the directors, related entities of the entity and associates of the related entities

	Current quarter \$A'000
1.23 Aggregate amount of payments to the parties included in item 1.2	86
1.24 Aggregate amount of loans to the parties included in item 1.10	
1.25 Explanation necessary for an understanding of the transactions	

Non-cash financing and investing activities

2.1 Details of financing and investing transactions which have had a material effect on consolidated assets and liabilities but did not involve cash flows

--

2.2 Details of outlays made by other entities to establish or increase their share in projects in which the reporting entity has an interest

--

+ See chapter 19 for defined terms.

Financing facilities available

Add notes as necessary for an understanding of the position.

	Amount available \$A'000	Amount used \$A'000
3.1 Loan facilities	Nil	Nil
3.2 Credit standby arrangements		

Estimated cash outflows for next quarter

	\$A'000
4.1 Exploration and evaluation	1,000
4.2 Development (business and mine development)	100
4.3 Production	7,000
4.4 Administration	750
Total	8,850

Reconciliation of cash

Reconciliation of cash at the end of the quarter (as shown in the consolidated statement of cash flows) to the related items in the accounts is as follows.

	Current quarter \$A'000	Previous quarter \$A'000
5.1 Cash on hand and at bank	5,884	3,516
5.2 Deposits at call	1,279	4,028
5.3 Bank overdraft		
5.4 Other (provide details)		
Total: cash at end of quarter (item 1.22)	7,163	7,544

Changes in interests in mining tenements

	Tenement reference and location	Nature of interest (note (2))	Interest at beginning of quarter	Interest at end of quarter
6.1 Interests in mining tenements relinquished, reduced or lapsed	Refer attached			
6.2 Interests in mining tenements acquired or increased	Refer attached			

+ See chapter 19 for defined terms.

Issued and quoted securities at end of current quarter

Description includes rate of interest and any redemption or conversion rights together with prices and dates.

	Total number	Number quoted	Issue price per security (see note 3) (cents)	Amount paid up per security (see note 3) (cents)
7.1 Preference +securities (description)				
7.2 Changes during quarter (a) Increases through issues (b) Decreases through returns of capital, buy-backs, redemptions				
7.3 +Ordinary securities	342,954,486	342,954,486		
7.4 Changes during quarter (a) Increases through issues (b) Decreases through returns of capital, buy-backs				
7.5 +Convertible debt securities (description)				
7.6 Changes during quarter (a) Increases through issues (b) Decreases through securities matured, converted				
7.7 Options* (description and conversion factor) *	Nil		<i>Exercise price</i>	<i>Expiry date</i>
7.8 Issued during quarter				
7.9 Exercised during quarter				
7.10 Expired during quarter				
7.11 Debentures (totals only)				
7.12 Unsecured notes (totals only)				

+ See chapter 19 for defined terms.

Compliance statement

- 1 This statement has been prepared under accounting policies which comply with accounting standards as defined in the Corporations Act or other standards acceptable to ASX (see note 5).
- 2 This statement does give a true and fair view of the matters disclosed.



Sign here:
(Company secretary)

Date: 29 April 2016

Print name: Jutta Zimmermann

Notes

- 1 The quarterly report provides a basis for informing the market how the entity's activities have been financed for the past quarter and the effect on its cash position. An entity wanting to disclose additional information is encouraged to do so, in a note or notes attached to this report.
- 2 The "Nature of interest" (items 6.1 and 6.2) includes options in respect of interests in mining tenements acquired, exercised or lapsed during the reporting period. If the entity is involved in a joint venture agreement and there are conditions precedent which will change its percentage interest in a mining tenement, it should disclose the change of percentage interest and conditions precedent in the list required for items 6.1 and 6.2.
- 3 **Issued and quoted securities;** The issue price and amount paid up is not required in items 7.1 and 7.3 for fully paid securities.
- 4 The definitions in, and provisions of, *AASB 6: Exploration for and Evaluation of Mineral Resources* and *AASB 107: Statement of Cash Flows* apply to this report.
- 5 **Accounting Standards;** ASX will accept, for example, the use of International Financial Reporting Standards for foreign entities. If the standards used do not address a topic, the Australian standard on that topic (if any) must be complied with.

== == == == ==

+ See chapter 19 for defined terms.

Summary of Mining Tenements and Areas of Interest

For the Quarter Ended 31 March 2016

Areas of interest	Tenements	Economic Entity's Interest	Notes	Acquired during the quarter
Northern Territory				
TANAMI				
Birrindudu	EL5889	100	granted	
	EL27705	100	granted	
	EL28326	100	granted	
	EL28560	100	granted	
	EL28566	100	granted	
	EL29181	100	granted	
	EL29182	100	granted	
	EL23523	100	application	
Bonanza	EL22850	100	granted	
	EL23208	100	granted	
	EL23659	100	granted	
	EL24344	100	granted	
	EL24436	100	granted	
	EL24437	100	granted	
	EL25194	100	granted	
	EL25844	100	granted	
	EL26608	100	granted	
	EL26610	100	granted	
	EL26616	100	granted	
	EL27124	100	granted	
	EL27127	100	granted	
	EL27339	100	granted	
	EL27378	100	granted	
	EL27813	100	granted	
	EL28322	100	granted	
	EL28323	100	granted	
	EL28324	100	granted	
	EL28325	100	granted	
	EL28327	100	granted	
	EL28328	100	granted	
	ML29822	100	granted	
	EL27119	100	application	
	EL27589	100	application	
	EL28394	100	application	
	EL29790	100	application	
	EL29860	100	application	
	EL30814	100	application	
	EL30944	100	application	
South Tanami	EL25191	100	granted	
	EL25192	100	granted	
	EL28785	100	granted	
	EL25156	100	application	
	EL29832	100	application	
	EL29859	100	application	
	EL30270	100	application	
	EL30274	100	application	

+ See chapter 19 for defined terms.

For the Quarter Ended 31 March 2016 Continued

Areas of interest	Tenements	Economic Entity's Interest	Notes	Acquired during the quarter
Northern Territory				
TANAMI				
Euro	EL25845	100	granted	
	EL26590	100	granted	
	EL26591	100	granted	
	EL26592	100	granted	
	EL26593	100	granted	
	EL26613	100	granted	
	EL26615	100	granted	
	EL26618	100	granted	
	EL26620	100	granted	
	EL26621	100	granted	
	EL26622	100	granted	
	EL26673	100	granted	
	EL27604	100	granted	
	EL30271	100	application	
	EL30272	100	application	
	EL30273	100	application	
	EL30283	100	application	
Supplejack	EL9250	100	granted	
	EL26609	100	granted	
	EL26619	100	granted	
	EL27125	100	granted	
	EL27126	100	granted	
	EL27566	100	granted	
	EL27812	100	granted	
	EL27979	100	granted	
	EL28333	100	granted	
	EL26623	100	vetoed	
	EL26634	100	application	
	EL27570	100	application	
	EL27980	100	vetoed	
Supplejack Altura JV	EL26483	100	granted	
	EL26628	90	granted	
	EL29828	90	granted	
	EL26626	90	application	
	EL26627	90	application	
LAKE MACKAY PROJECT				
Dodger	EL28028	100	surrendered *	
Lake Mackay North	EL30552	100	application	
	EL30553	100	application	
	EL30554	100	application	
	EL30555	100	application	
	EL30556	100	application	
Tekapo	EL9442	100	surrendered *	
	EL9449	100	surrendered *	
	EL24858	100	surrendered *	
	EL28682	100	application	
Warumpi	EL30729	100	Application	
	EL30730	100	application	
	EL30731	100	application	
	EL30732	100	application	
	EL30733	100	application	
	EL30739	100	application	
	EL30740	100	application	

+ See chapter 19 for defined terms.

For the Quarter Ended 31 March 2016 Continued

Areas of interest	Tenements	Economic Entity's Interest	Notes	Acquired during the quarter
Northern Territory				
LAKE MACKAY PROJECT				
Tarawera	EL9343	100	surrendered *	
	EL10305	100	surrendered *	
	EL10306	100	surrendered *	
	EL24299	100	surrendered *	
	EL24492	100	surrendered *	
	EL24567	100	surrendered *	
	EL24915	100	granted	
	EL24949	100	surrendered *	
	EL25630	100	surrendered *	
	EL25632	100	surrendered *	
	EL25866	100	surrendered *	
	EL27780	100	surrendered *	
	EL27872	100	surrendered *	
	EL29459	100	surrendered *	
	EL29460	100	surrendered *	
	EL8695	100	vetoed	
	EL23898	100	application	
	EL24473	100	vetoed	
	EL25146	100	application	
	EL25147	100	application	
	EL27894	100	application	
	EL29314	100	vetoed	
	EL29315	100	vetoed	
	EL29316	100	vetoed	
	EL29369	100	vetoed	
McEwin Hills	EL29483	100	surrendered *	
Terry's Find	EL27906	100	granted	
NORTH ARUNTA				
Barrow Creek	EL8766	100	granted	
	EL23880	100	granted	
	EL23883	100	granted	
	EL23884	100	granted	
	EL23885	100	granted	
	EL23886	100	granted	
	EL26825	100	granted	
	EL28515	100	granted	
	EL28727	100	granted	
	EL28748	100	granted	
	EL29723	100	granted	
	EL29724	100	granted	
	EL29725	100	granted	
	EL29896	100	granted	
	EL30470	100	granted	
	EL30507	100	granted	
	EL30637	100	granted	
	EL30422	100	application	
Reynolds Range	EL23655	60	granted	
	EL23888	100	granted	
	EL28083	100	granted	

+ See chapter 19 for defined terms.

For the Quarter Ended 31 March 2016 Continued

Areas of interest	Tenements	Economic Entity's Interest	Notes	Acquired during the quarter
Northern Territory				
NORTH ARUNTA				
Bonita	EL23926	100	surrendered *	
	EL23927	100	surrendered *	
	EL29367	100	surrendered *	
	EL29368	100	surrendered *	
	EL29833	100	application	
	EL29834	100	application	
	EL30506	100	application	
	EL30508	100	application	
Lander River	EL25031	100	granted	
	EL25033	100	granted	
	EL25034	100	granted	
	EL25035	100	granted	
	EL25041	100	granted	
	EL25042	100	granted	
	EL25044	100	granted	
	EL25030	100	vetoed	
	EL25036	100	vetoed	
	EL29819	100	vetoed	
	EL29820	100	vetoed	
Walkeley	EL26903	100	application	
Western Australia				
Killi Killi Hills	E80/4903	100	withdrawn *	
	E80/4904	100	withdrawn *	
	E80/4905	100	withdrawn *	
	E80/4909	100	withdrawn *	
	E80/4910	100	withdrawn *	
	E80/4913	100	withdrawn *	
	E80/4933	100	withdrawn *	

* Tenements disposed during the quarter.