

A Successful Explorer



8 - 9 June 2016 Crown Perth, Western Australia www.ameconvention.com.au



ASX: RXL

Rox in a Nutshell

Advanced Nickel Sulphide Project – Fisher East

- ❖ Resource of 78,000t (172 Mlb) of contained nickel, 4.2 Mt @ 1.9% Ni¹
- ❖ Potential to increase resources with a number of high quality targets

World Class Mineral Resource - Reward

- ❖ Teena Deposit, Inferred Mineral Resource of 58 Mt @ 12.7% Zn+Pb²
- ❖ Excellent exploration potential

Gold Resources – Mt Fisher

- ❖ Strong potential to increase current resources of 86,000 ozs³
- ❖ \$10M JV with Doray Minerals

New Copper Discovery – Bonya

- ❖ High grade copper intersections (e.g. 38m @ 4.4% Cu)

Experienced, Successful & Recognised Management Team

- ❖ Nominated twice for AMEC Prospector of the Year, Explorer of the Year 2015





Company Snapshot



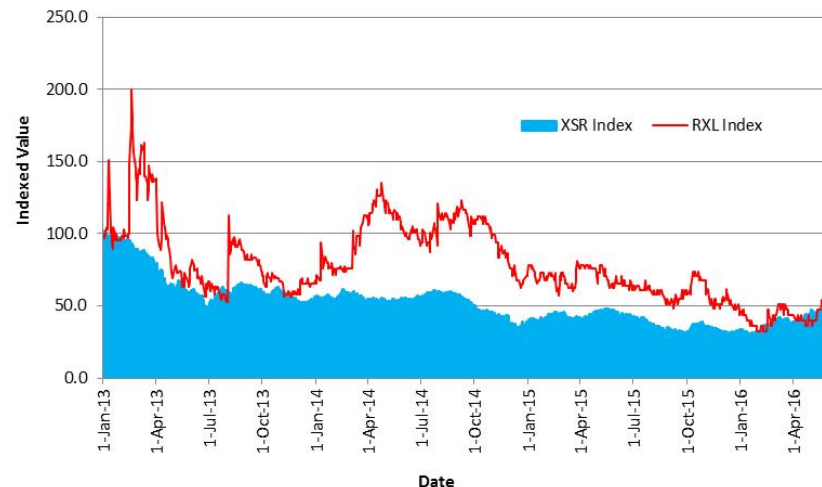
Rox Capital Structure (31 May 2016)

ASX Code:	RXL
Issued Shares:	1,180.7 m
Unlisted Options:	62.0 m (<i>various 2.7c to 8.0c</i>)
Market Cap:	\$29.5 m (<i>at 2.5c</i>)
Cash:	\$1.1 m (<i>31 Mar</i>)

Experienced Board & Management

Stephen Dennis Non-Exec Chairman	Operations/Commercial: Major and Mid-Tier
Ian Mulholland Managing Director	Geology/Corporate: Major, Mid-Tier & Juniors
Brett Dickson Finance Director	Finance/Corporate: Mid-Tier & Juniors
Will Belbin Exploration Manager	Geology: Mid-Tier & Juniors

Small Resources XSR Index vs. RXL Index



Major Shareholders (31 May 2016)

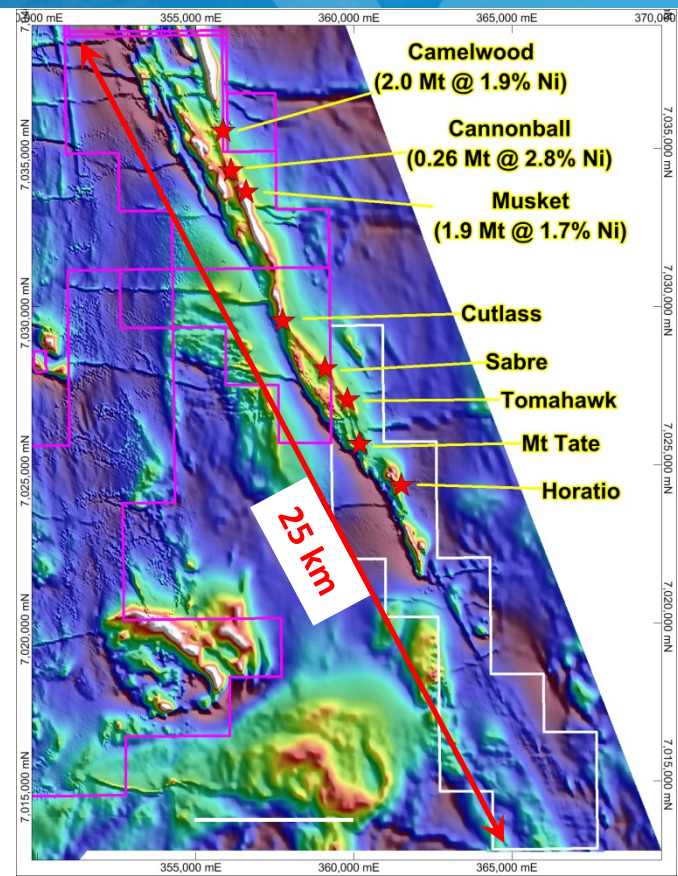
Drake Private Investments (New York)	3.5%
Ramco Investments (Australia)	3.1%
Yangang (Hong Kong)	2.8%
Directors	2.5%
Top 20	27.0%
Number of Shareholders	3,700

Fisher East Nickel

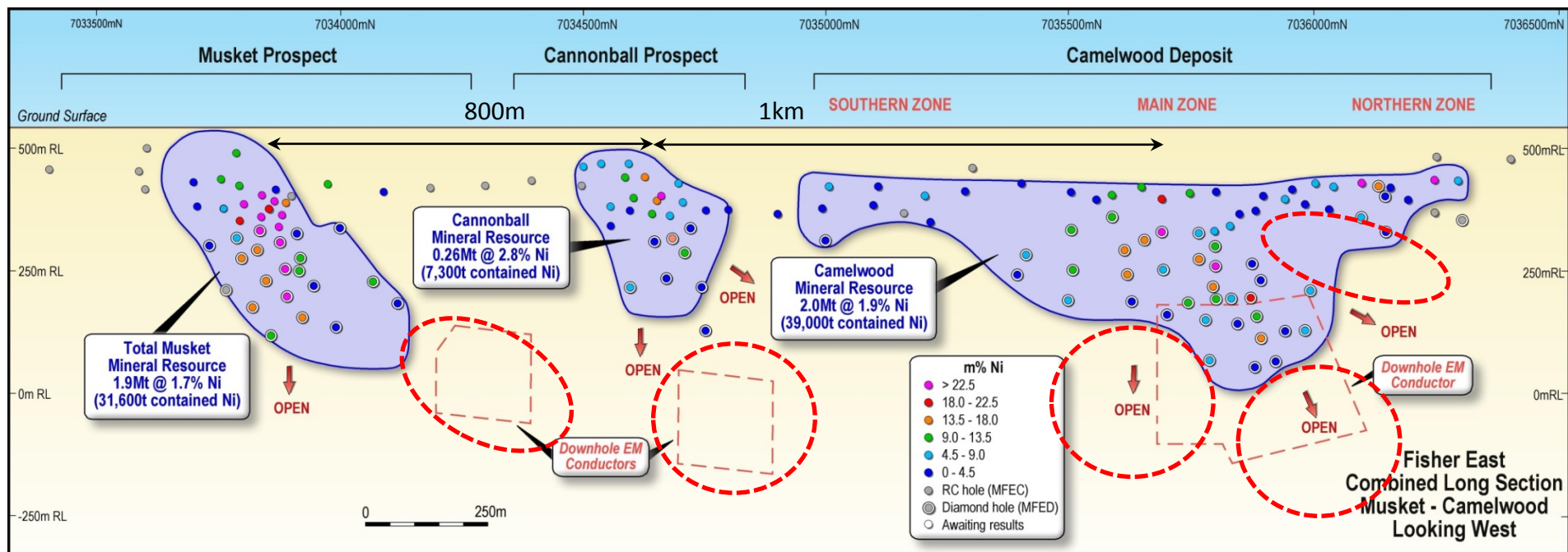


- New nickel province – discovered by Rox
- Four deposits discovered so far, Camelwood, Cannonball, Musket & Sabre
- Total Mineral Resource* of **4.2 Mt @ 1.9% Ni**, for **78,000 tonnes Ni metal**
- High grade portion of **0.5 Mt @ 4.6% Ni** across 3 orebodies
- Strong exploration potential over 25km

* Indicated 3.7 Mt @ 1.9% Ni, Inferred 0.5 Mt @ 1.5% Ni
 (ASX:RXL 5 February 2016)

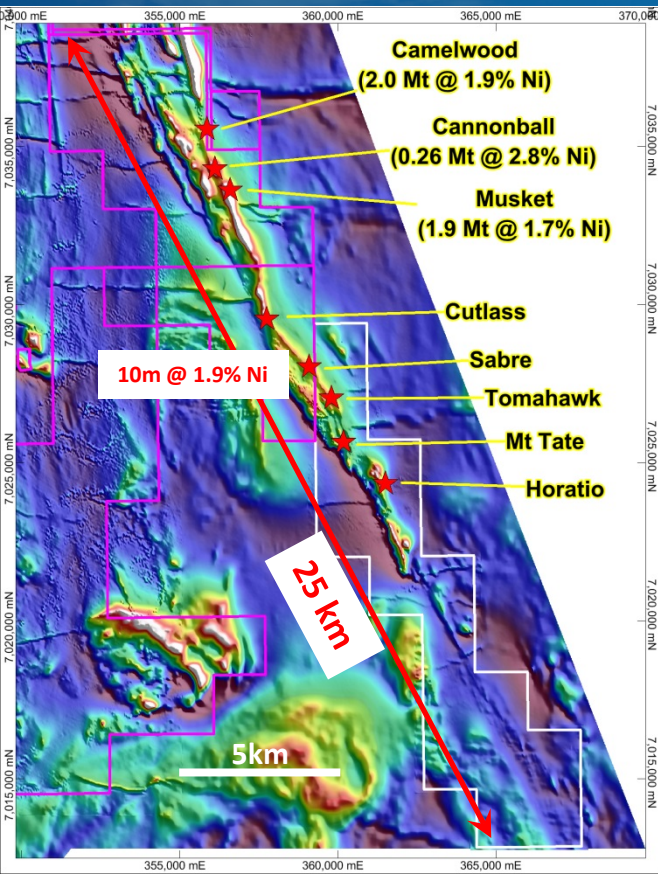


Resource Potential

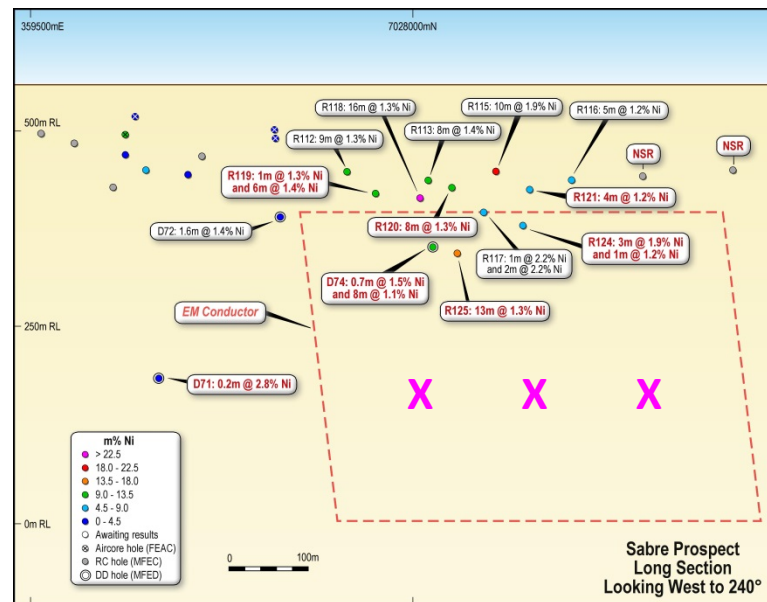


- Open at depth and along strike, untested downhole EM conductors
- Strong potential for increasing mineral resources at depth
- Scoping Study completed, PFS partially completed – on hold pending improvement in nickel price

Exploration Potential



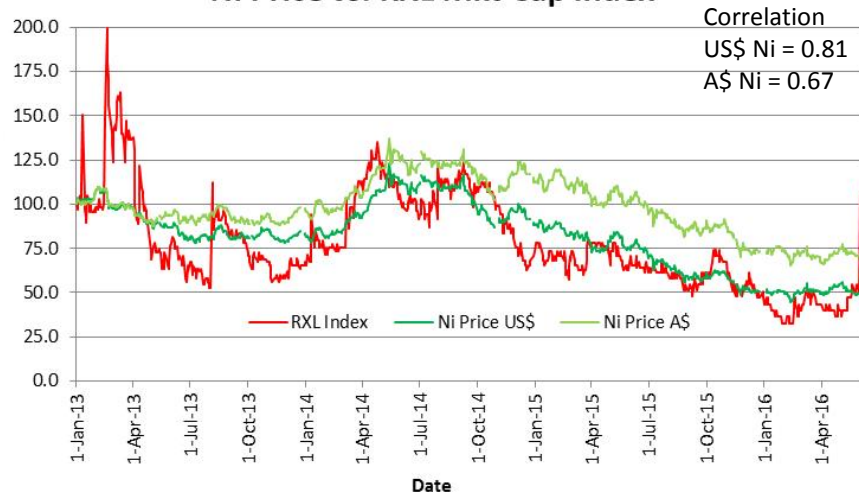
- Strong exploration potential over 25km
- Sabre prospect – strong initial RC results – needs deeper diamond drilling
- Fresh sulphides in aircore at Mt Tate and Horatio
- Highly anomalous aircore results at four other prospects



Unlocking Value of RXL's Zinc

- RXL's share price has tracked the US\$ Nickel price since the discovery of Fisher East nickel in 2013, even though Teena was discovered during this period
- No real relationship with Zinc Price – until we released the Teena resource....

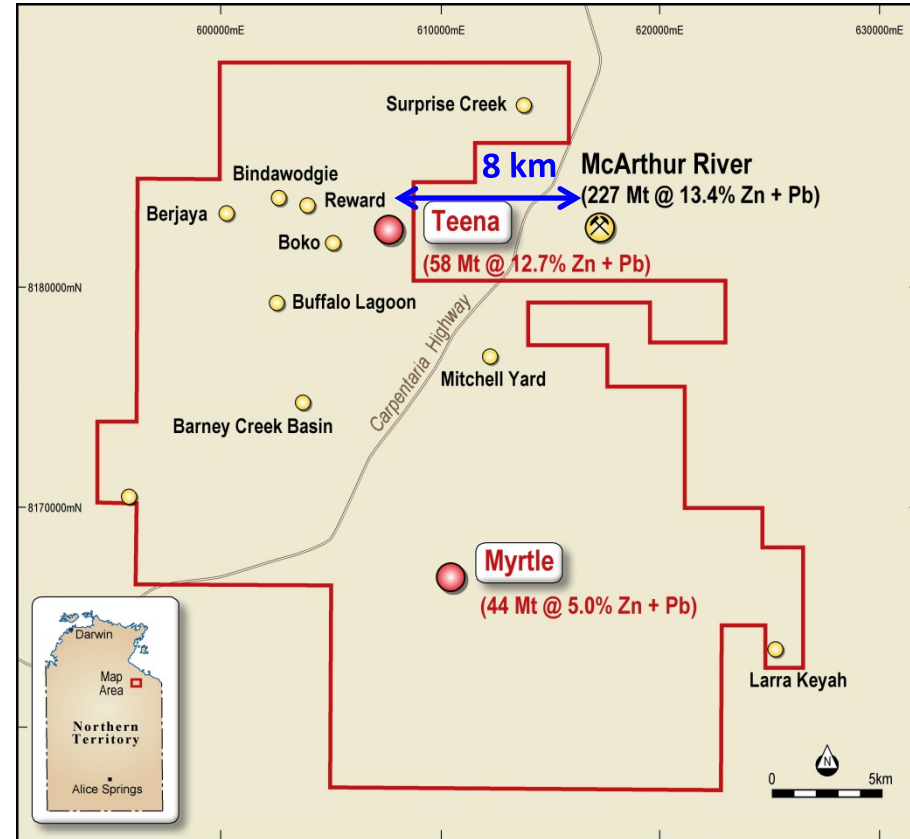
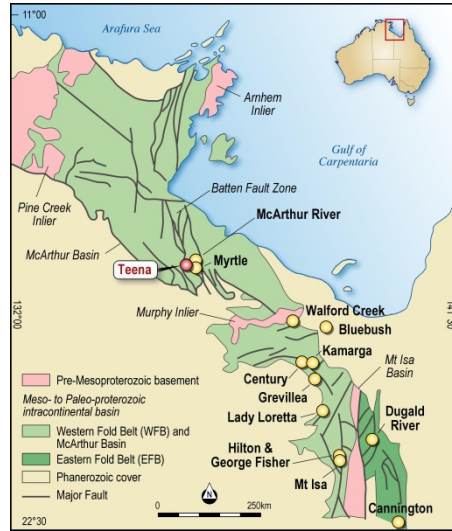
Ni Price vs. RXL Mkt Cap Index



Zn Price vs. RXL Mkt Cap Index



Reward Zinc



- Owned by Rox (49%) and Teck Resources (51%)
- Teck earning-in to 70% by funding \$15m (\$13.85m spent)
- Excellent infrastructure including bitumen road, gas pipeline, major airport, ship loader, port

(Mineral Resources: Myrtle, ASX:RXL 15 March 2010; Teena, ASX:RXL 1 June 2016; McArthur River, Leach et. al., 2005, Economic Geology 100th Anniversary Volume, pp561-607)

Large stratiform mineralised system; up to 1.9km x 800m x 30m; plunging east

38.8m @ 16.9% Zn+Pb

200m

26.4m @ 13.3% Zn+Pb

200m

20.1m @ 15.0% Zn+Pb

300m

35.4m @ 13.2% Zn+Pb

200m

20.3m @ 13.9% Zn+Pb

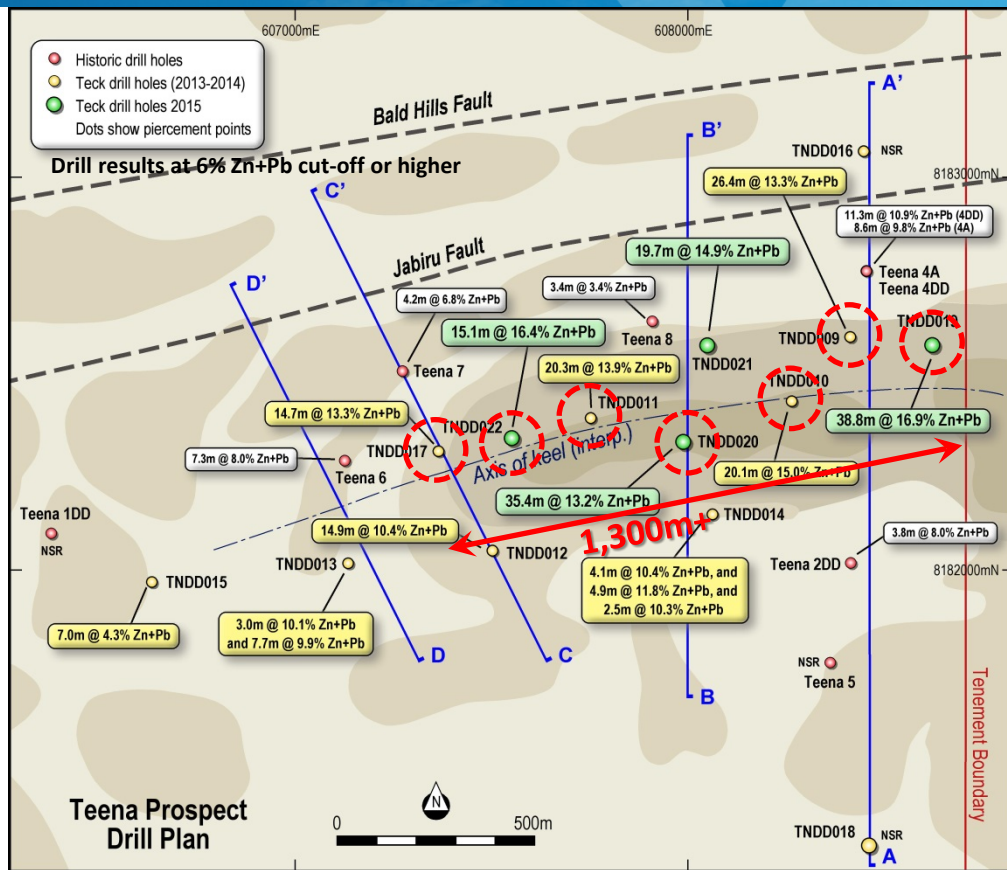
200m

15.1m @ 16.4% Zn+Pb

200m

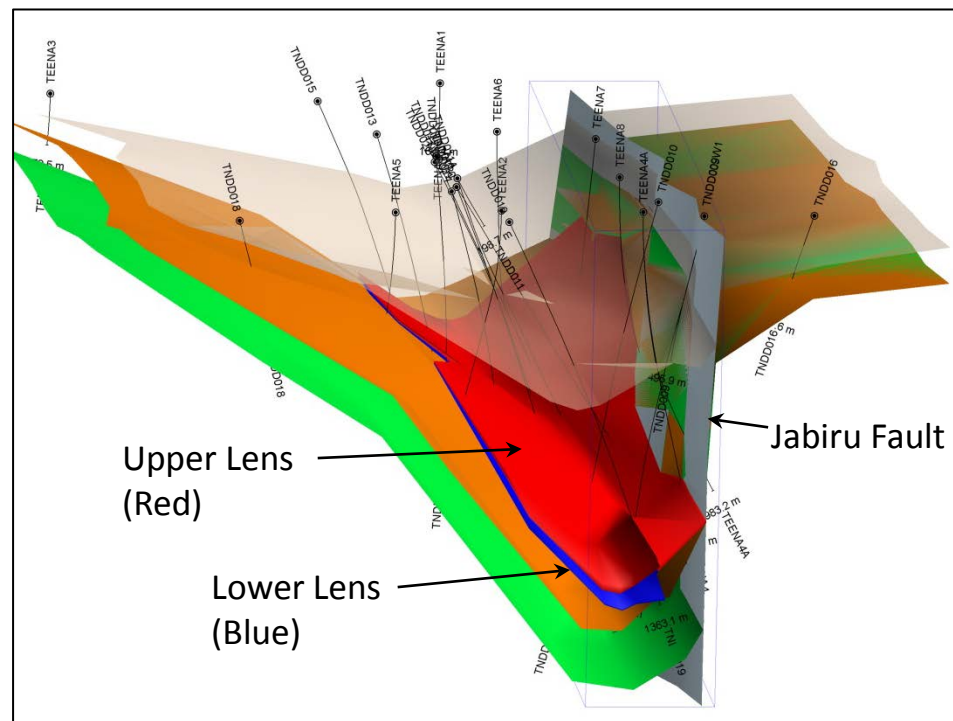
14.7m @ 13.3% Zn+Pb

**1,300m+
of HG**



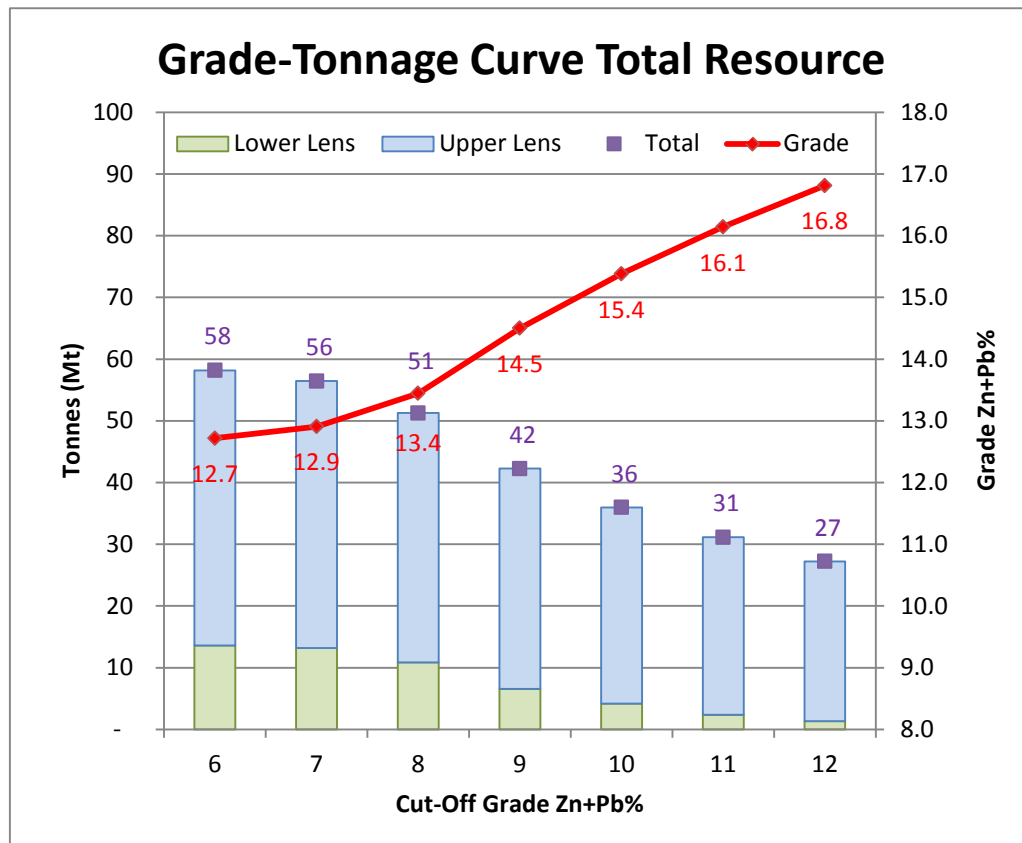
Teena Mineral Resource


- 58 Mt @ 12.7% Zn+Pb (11.1% Zn, 1.6% Pb) for 7.4Mt (16.3 Blb) contained Zn+Pb metal (at 6% Zn+Pb cut-off)*
- Upper Lens, 45 Mt @ 13.7% Zn+Pb (12.0% Zn, 1.8% Pb)
- Lower Lens, 14 Mt @ 9.4% Zn+Pb (8.2% Zn, 1.2% Pb)
- Mineral Resource estimate completed by independent international consultants, AMEC Foster Wheeler
- Based on drill spacing of 250-500m = Inferred
- Remarkable geological and grade continuity (>400m) as shown in the geostatistics



*Inferred Mineral Resource: ASX:RXL 1 June 2016

Tonnage-Grade

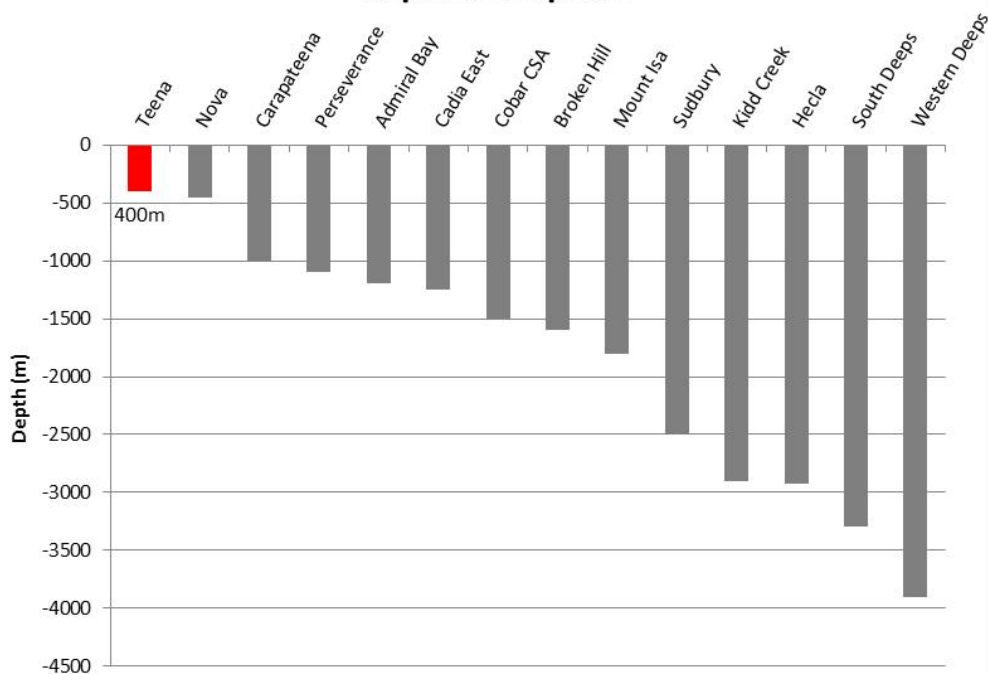




- High Zn:Pb ratio = 6.5:1 → favorable metallurgy
- 400-1,000m depth is NOT deep and there are no known technical impediments to mining the orebody

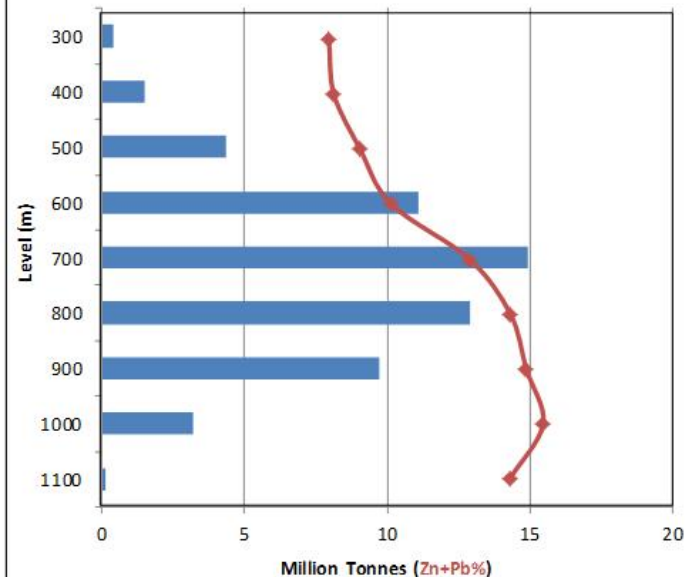
Teena is NOT Deep

Depth to Deposit



Based on published data

Teena Resource By Depth



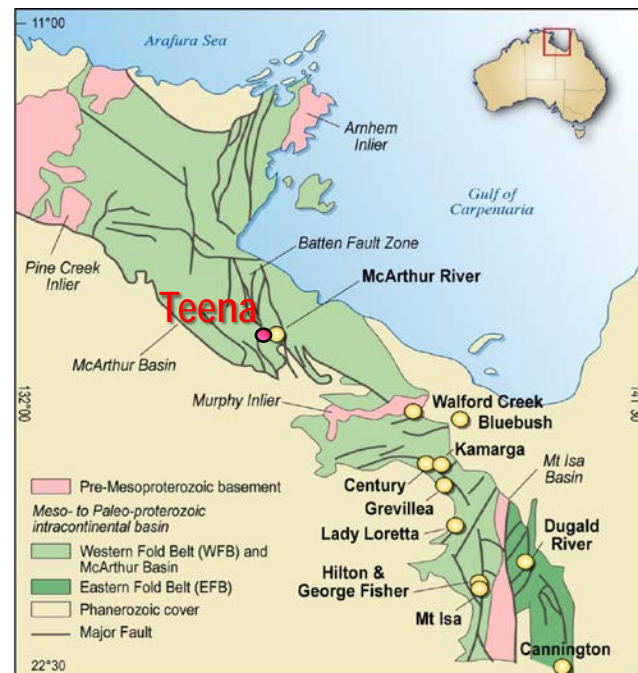
Level 700 means between 700 and 800m below surface

Elephant Country

20% of the world's zinc reserves are contained in the Carpentaria Zinc province, mined at depths of over 1km

Major Zinc Deposits in Australia

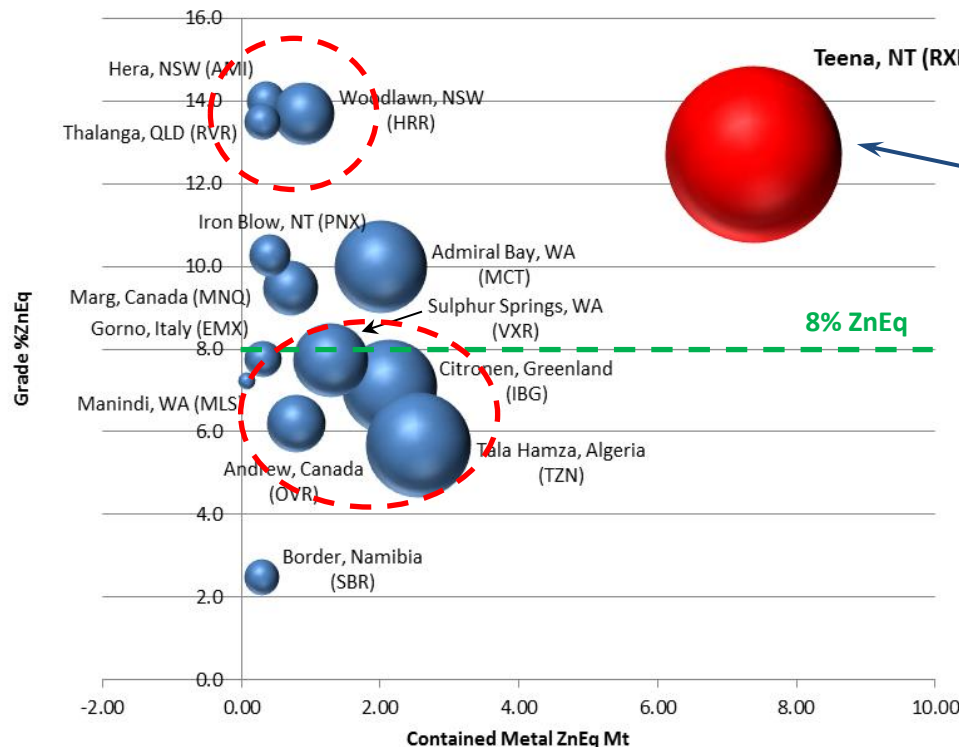
Deposit	Owner	Mt*	Zn+Pb%*	Zn+Pb (Mt)*	Mine Type
Broken Hill**	Perilya, CBH (BHP)	280	18.5	51.8	UG, OC
McArthur River	Glencore	227	13.4	30.4	UG, OC
Hilton	Glencore	120	16.9	20.3	UG
Mount Isa	Glencore	150	13.0	19.5	UG
George Fisher	Glencore	107	16.5	17.7	UG
Century	MMG	95	14.8	14.1	OC
Teena	Teck/Rox	58	12.7	7.4	UG
Cannington	South32	44	15.9	7.0	UG
Dugald River	MMG	48	14.2	6.8	UG
Lady Loretta	Glencore	14	22.0	3.1	UG
Admiral Bay**	Metalicity	20	10.0	2.0	UG



* Mineral Resources are based on public domain information, ** Not in Carpentaria Zinc Province

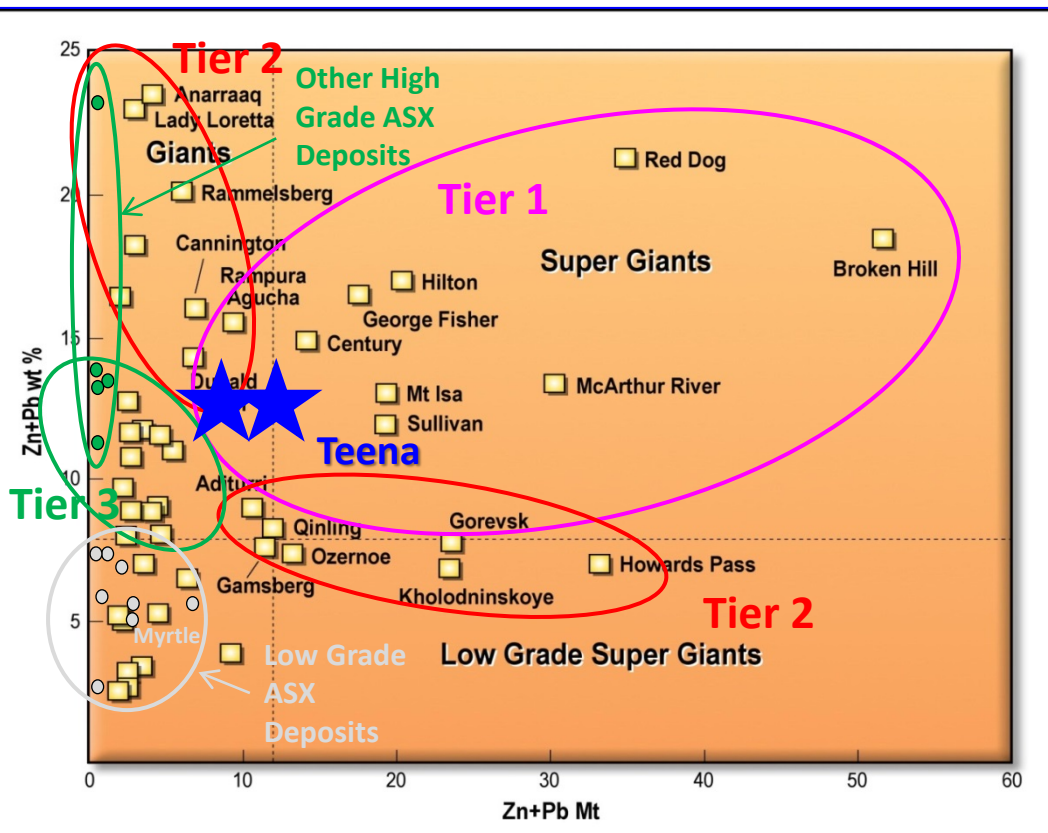
ASX-listed Zinc Resources

ASX-Listed Zinc Resources



- Teena Mineral Resource: **58 Mt @ 12.7% Zn+Pb** = 7.4 Mt Zn+Pb metal
- Grade is important. Deposits <8% ZnEq unlikely to “make it”.
- Teena is by far the largest high grade deposit > 8% ZnEq
- Most of the large deposits are low grade (< 8% ZnEq) = marginal
- High grade deposits are generally small – Teena is the exception!

Global Zinc Resources

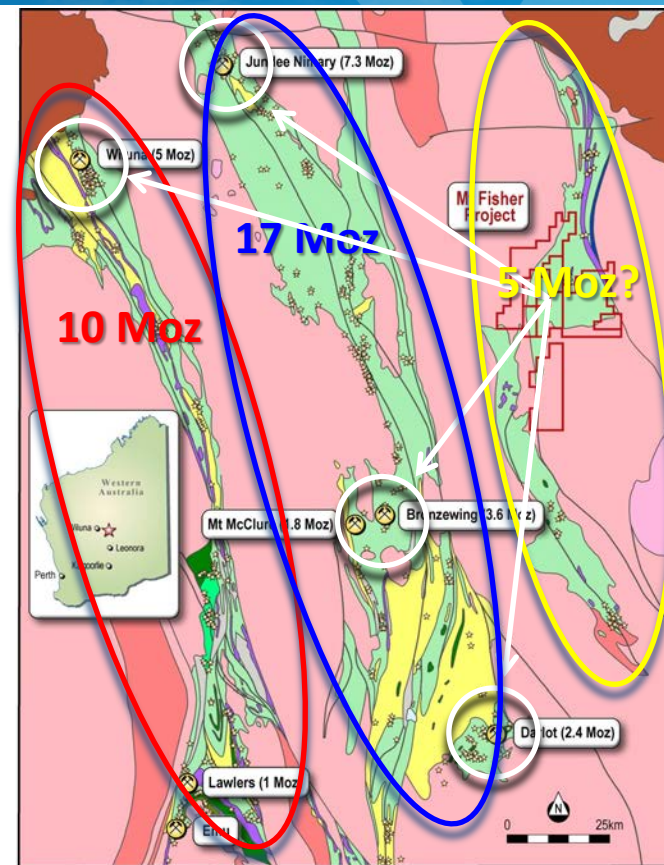


- Only 10 Super Giants (Tier 1) worldwide (out of 136), with >12 Mt contained Zn+Pb and > 8% Zn+Pb
- Six (6) of these are in Australia
- Teena Mineral Resource (JORC 2012)
58 Mt @ 12.7% Zn+Pb*
(7.4 Mt, 16.3 Blb contained zinc-lead)
- Teena (JV) size is a “Giant” (Tier 1) – 7th largest in Australia
- Total Teena potential size (JV + Glencore) is a “Super-Giant” (the 11th in the world)

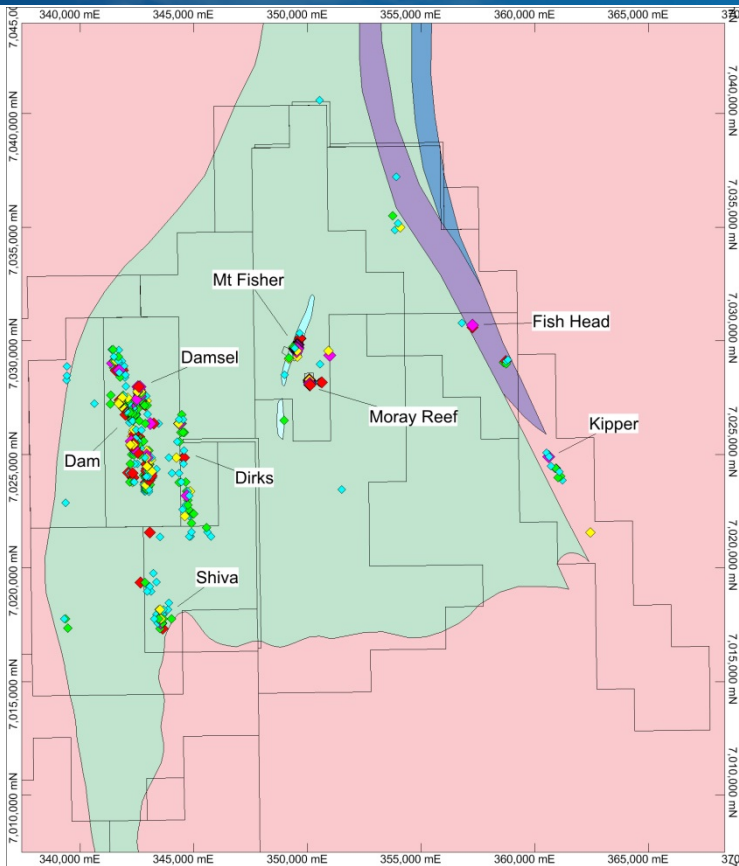
Mt Fisher Gold

- Poorly explored Mt Fisher greenstone belt
- Norseman-Wiluna Belt, northern end (Agnew-Wiluna) = 10 Moz
- Yandal Belt = 17 Mozs
- Potential for Mt Fisher to become a multi-million ounce greenstone belt (5 Moz?) – current endowment ~ 0.5 Moz
- JORC resource of 86,000 ounces* on Rox's ground
- 4 treatment plants within 150kms
- Potential of the project needs to be re-assessed in the light of higher A\$ gold prices
- \$10M JV with Doray Minerals

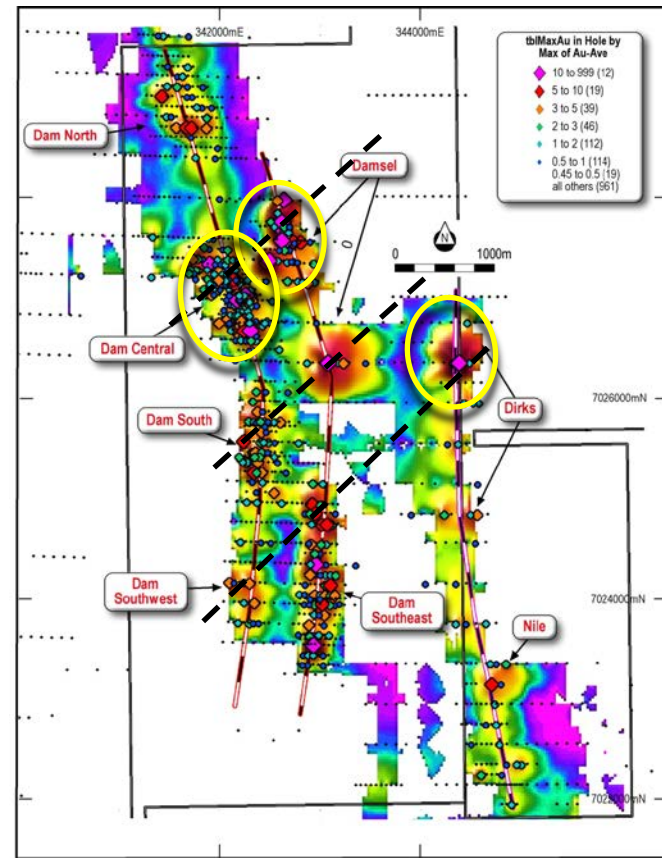
* Total: 973,000t @ 2.75 g/tAu; Measured: 171,900t @ 4.11 g/tAu; Indicated: 204,900t @ 2.82 g/tAu; Inferred: 596,200t @ 2.34 g/tAu (ASX:RXL 10 February 2012)



Gold Deposits

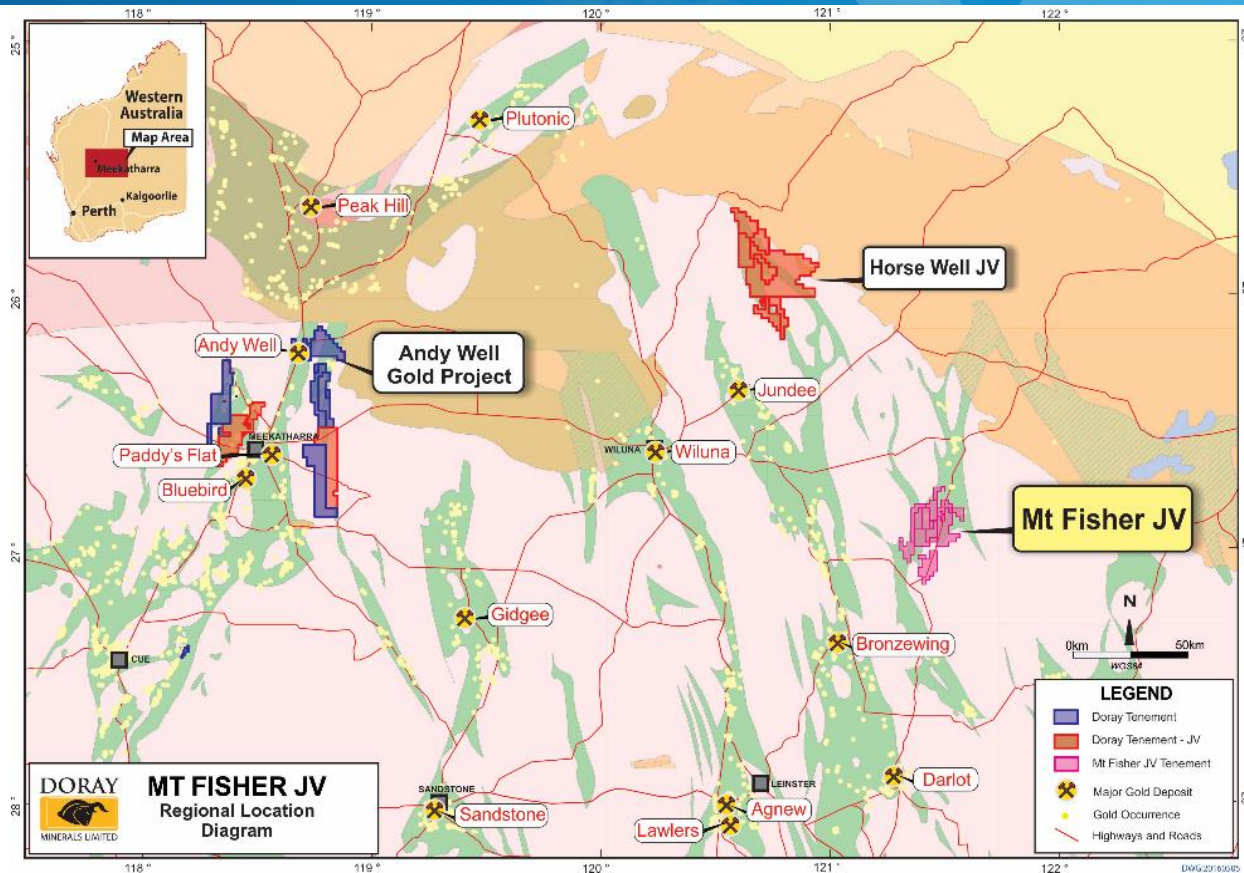


- Three styles of gold mineralisation
- Large shear zone down western side, 10km long, hosts numerous prospects – e.g. Dam, Damsel, Shiva, Dirks
- Mt Fisher gold mine, sulphide hosted (27,000 ozs production)
- Moray Reef, quartz vein hosted



\$10M JV with Doray

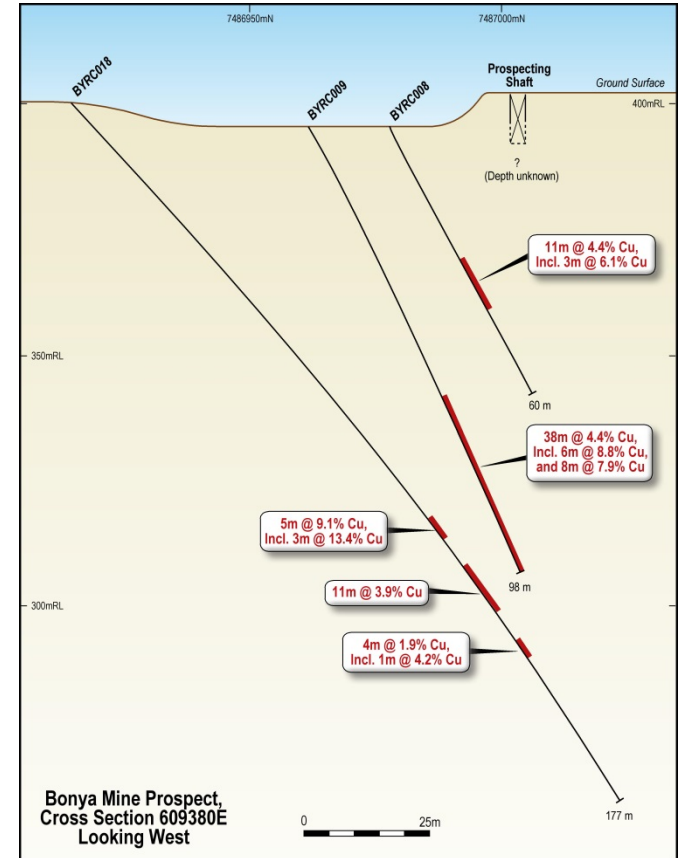
- \$10M JV with Doray Minerals
- Doray is a well known and highly successful gold explorer and miner, with several projects in WA
- \$1M minimum expenditure in Year 1 before withdrawal
- Additional \$4M over 2 years (years 2-3) to earn 51%
- Additional \$5M over 2 years (years 4-5) to earn 75%
- Rox free carried to completion of PFS



Bonya Copper Project



- New high grade copper sulphide discovery at Bonya prospect
- **11m @ 4.4% Cu, incl. 3m @ 6.1% Cu**
- **38m @ 4.4% Cu, incl. 6m @ 8.8% Cu and 8m @ 7.9% Cu**
- **5m @ 9.1% Cu, incl. 3m @ 13.4% Cu and 11m @ 3.9% Cu**
- Open at depth
- Numerous untested prospects



Forward Strategy

- **Nickel**

Continue to explore and grow the Fisher East resource – leverage for an improved nickel price

- **Zinc**

Unlock the value of Teena via a spin out – keep exposure, but reduce the funding risk

- **Gold**

\$10M JV with Doray at Mt Fisher – minimum of \$1 million to be spent in next 12 months

- **Copper**

Add value through further exploration

- **Business Development**

Continue to seek new project opportunities

Disclaimers

Forward-Looking Statements

This presentation has been prepared by Rox Resources Limited. This document contains background information about Rox Resources Limited current at the date of this presentation. The presentation is in summary form and does not purport to be all inclusive or complete. Recipients should conduct their own investigations and perform their own analysis in order to satisfy themselves as to the accuracy and completeness of the information, statements and opinions contained in this presentation.

This presentation is for information purposes only. Neither this presentation nor the information contained in it constitutes an offer, invitation, solicitation or recommendation in relation to the purchase or sale of shares in any jurisdiction.

This presentation may not be distributed in any jurisdiction except in accordance with the legal requirements applicable in such jurisdiction. Recipients should inform themselves of the restrictions that apply in their own jurisdiction. A failure to do so may result in a violation of securities laws in such jurisdiction.

This presentation does not constitute investment advice and has been prepared without taking into account the recipient's investment objectives, financial circumstances or particular needs and the opinions and recommendations in this presentation are not intended to represent recommendations of particular investments to particular persons. Recipients should seek professional advice when deciding if an investment is appropriate. All securities transactions involve risks, which include (among others) the risk of adverse or unanticipated market, financial or political developments.

To the fullest extent permitted by law, Rox Resources Limited, its officers, employees, agents and advisers do not make any representation or warranty, express or implied, as to the currency, accuracy, reliability or completeness of any information, statements, opinions, estimates, forecasts or other representations contained in this presentation. No responsibility for any errors or omissions from this presentation arising out of negligence or otherwise is accepted.

This presentation may include forward-looking statements. Forward-looking statements are only predictions and are subject to risks, uncertainties and assumptions which are outside the control of Rox Resources Limited. Actual values, results or events may be materially different to those expressed or implied in this presentation. Given these uncertainties, recipients are cautioned not to place reliance on forward looking statements. Any forward looking statements in this presentation speak only at the date of issue of this presentation. Subject to any continuing obligations under applicable law and the ASX Listing Rules, Rox Resources Limited does not undertake any obligation to update or revise any information or any of the forward looking statements in this presentation or any changes in events, conditions or circumstances on which any such forward looking statement is based.

Competent Person Statements

Resource Statements

The information in this report that relates to nickel Mineral Resources for the Fisher East project was reported to the ASX on 5 February 2016 (JORC 2012). Rox confirms that it is not aware of any new information or data that materially affects the information included in the announcement of 5 February 2016, and that all material assumptions and technical parameters underpinning the estimates in the announcement of 5 February 2016 continue to apply and have not materially changed.

The information in this report that relates to zinc-lead Mineral Resources for the Reward project was reported to the ASX on 15 March 2010 (JORC 2004) and 1 June 2016 (JORC 2012). Rox confirms that it is not aware of any new information or data that materially affects the information included in the announcements of 15 March 2010 and 1 June 2016, and that all material assumptions and technical parameters underpinning the estimates in the announcements of 15 March 2010 and 1 June 2016 continue to apply and have not materially changed.

The information in this report that relates to gold Mineral Resources for the Mt Fisher project was reported to the ASX on 10 February 2012 (JORC 2004). Rox confirms that it is not aware of any new information or data that materially affects the information included in the announcement of 10 February 2012, and that all material assumptions and technical parameters underpinning the estimates in the announcement of 10 February 2012 continue to apply and have not materially changed.

Exploration Results

Exploration Results herein are based on information compiled and released to the ASX as follows:

Fisher East (ASX:RXL 4 June 2015, 25 August 2015)

Reward (ASX:RXL 5 August 2013, 26 August 2013, 18 September 2013, 11 October 2013, 27 October 2014, 10 November 2014, 15 December 2014, 29 September 2015, 9 November 2015, 17 November 2015, 17 December 2015).

Bonya (ASX:RXL 20 October 2014, 5 November 2014, 1 December 2014)

In the case of the Exploration Results and Mineral Resources reported under the 2004 JORC Code, they have not been updated to comply with the JORC Code 2012 on the basis that the information has not materially changed since it was last reported.

Thank You

Rox Resources Limited

Level 1, 34 Colin Street, West Perth, WA, 6005 AUSTRALIA

T: (08) 9226 0044 F: (08) 9322 6254

E: admin@roxresources.com.au W: www.roxresources.com.au