

**FORM 603**

Corporations Act 2001

Section 671B

**Notice of initial substantial holder****To: Company Name/Scheme: NEWCREST MINING LIMITED**ACN/ARSN: **005 683 625****1. Details of substantial holder**

Name: Commonwealth Bank of Australia ACN 123 123 124 (CBA) and its related bodies corporate listed in annexure A

The holder became a substantial holder on: **28/09/2016****2. Details of voting power**

The total number of votes attached to all the voting shares in the company or voting interests in the scheme that the substantial holder or an associate had a relevant interest in on the date the substantial holder became a substantial holder are as follows.

Class of securities	Number of securities	Person's votes	Voting power (%)
Fully Paid ordinary shares	34,743,969	34,743,969	4.53

For the Securities (if any) listed below see NOTE 1 at the end of this form

Class of securities	Number of securities	Person's votes	Voting power (%)
Fully Paid ordinary shares	3,639,278	3,639,278	0.47

Class of securities	Number of securities	Person's votes	Voting power (%)
GRAND TOTAL Fully paid ordinary shares	38,383,247	38,383,247	5.00

### 3. Details of relevant interests

The nature of the relevant interest the substantial holder or an associate had in the following voting securities on the date the substantial holder became a substantial holder are as follows:

Holder of relevant interest	Nature of relevant interest	Class and number of securities
First State Investments (Hong Kong) Ltd ACN 206616	<p>Relevant interest under paragraph 608(1)(b) and/or 608(1)(c) of the Corporations Act 2001 (Cth), being a relevant interest arising from having the power to control the exercise of the right to vote attached to securities and/or to control the exercise of the power to dispose of securities in its capacity as discretionary investment manager, as provided for under its investment mandates. In addition, if any OTC derivatives, warrants or other securities (other than ordinary shares or ordinary units (as applicable)) are referred to below in this row, the relevant interest in respect of those securities arises under subsection 608(8) being an accelerated relevant interest held in the same capacity.</p> <p>Nature of relevant interest derived from; ordinary shares 4,820,498</p>	<p>4,820,498 Fully paid ordinary shares</p>
CBA Markets Limited ACN 003 485 952	<p>Relevant interest under paragraph 608(1)(b) and/or 608(1)(c) of the Corporations Act 2001 (Cth), being a relevant interest arising as a result of having the power to control the exercise of the right to vote attached to securities and/or to control the exercise of the power to dispose of securities in a proprietary capacity (including as a result of underwriting activities). In addition, if any OTC derivatives, warrants or other securities (other than ordinary shares or ordinary units (as applicable)) are referred to below in this row, the relevant interest in respect of those securities arises under subsection 608(8) being an accelerated relevant interest held in the same capacity.</p> <p>Nature of relevant interest derived from; ordinary shares 1,262,589</p>	<p>1,262,589 Fully paid ordinary shares  (including 238,947 borrowed from Barclays Capital Securities Ltd, see Annexure C)</p>
Avanteos Investments Limited ACN 096 259 979	<p>Relevant interest under paragraph 608(1)(a), 608(1)(b) and 608(1)(c) of the Corporations Act 2001 (Cth), being a relevant interest arising as a result of being the registered holder of the relevant securities in its capacity as a superannuation trustee. In addition, if any OTC derivatives, warrants or other securities (other than ordinary shares or ordinary units (as applicable)) are referred to below in this row, the relevant interest in respect of those securities arises under subsection 608(8) being an accelerated relevant interest held in the same capacity.</p> <p>Nature of relevant interest derived from; ordinary shares 179,867</p>	<p>179,867 Fully paid ordinary shares</p>
Colonial First State Investments Limited (Note 1) ACN 002 348 352	<p>Relevant interest under paragraph 608(1)(b) and/or 608(1)(c) of the Corporations Act 2001 (Cth), being a relevant interest arising from having the residual power</p>	<p>3,639,278 Fully paid ordinary shares  (including 16,904 borrowed from</p>

	<p>to control the exercise of the right to vote attached to securities and/or to control the exercise of the power to dispose of securities in its capacity as a responsible entity of a managed investment scheme (which managed investment scheme is not managed by either Colonial First State Investments Limited or a related body corporate). In addition, if any OTC derivatives, warrants or other securities (other than ordinary shares or ordinary units (as applicable)) are referred to below in this row, the relevant interest in respect of those securities arises under subsection 608(8) being a residual accelerated relevant interest held in the same capacity. Colonial First State Investments Limited has authorised the manager of each such managed investment scheme to exercise the powers referred to in paragraph 608(1)(b) and/or 608(1)(c) of the Corporations Act 2001 (Cth) in relation to those securities managed by the manager to the exclusion of Colonial First State Investments Limited except for provisions allowing Colonial First State Investments Limited to terminate the agreement with the manager or to exercise those powers where the agreement is terminated.</p> <p>Nature of relevant interest derived from; ordinary shares 3,639,278</p>	<p>Citigroup Global Markets Limited (Agreement 1), see Annexure C)</p> <p>(including 22,320 borrowed from UBS AG (Agreement 1), see Annexure C)</p>
Commonwealth Bank Officers Superannuation Corporation Pty Limited ACN 074 519 798	<p>Relevant interest under paragraph 608(1)(b) and/or 608(1)(c) of the Corporations Act 2001 (Cth), being a relevant interest arising from having the power to control the exercise of the right to vote attached to securities and/or to control the exercise of the power to dispose of securities in its capacity as trustee for the Officers' Superannuation Fund. In addition, if any OTC derivatives, warrants or other securities (other than ordinary shares or ordinary units (as applicable)) are referred to below in this row, the relevant interest in respect of those securities arises under subsection 608(8) being an accelerated relevant interest held in the same capacity.</p> <p>Nature of relevant interest derived from; ordinary shares 204,594</p>	<p>204,594 Fully paid ordinary shares</p>
Realindex Investments Pty Limited ACN 133 312 017	<p>Relevant interest under paragraph 608(1)(b) and/or 608(1)(c) of the Corporations Act 2001 (Cth), being a relevant interest arising from having the power to control the exercise of the right to vote attached to securities and/or to control the exercise of the power to dispose of securities in its capacity as investment manager, as provided for under its investment mandates. In addition, if any OTC derivatives, warrants or other securities (other than ordinary shares or ordinary units (as applicable)) are referred to below in this row, the relevant interest in respect of those securities arises under subsection 608(8) being an accelerated relevant interest held in the same capacity.</p> <p>Nature of relevant interest derived from; ordinary shares 1,051,021</p>	<p>1,051,021 Fully paid ordinary shares</p>

Colonial First State Asset Management (Australia) Limited ACN 114 194 311	<p>Relevant interest under paragraph 608(1)(b) and/or 608(1)(c) of the Corporations Act 2001 (Cth), being a relevant interest arising from having the power to control the exercise of the right to vote attached to securities and/or to control the exercise of the power to dispose of securities in its capacity as investment manager (as provided for under its investment mandates). In addition, if any OTC derivatives, warrants or other securities (other than ordinary shares or ordinary units (as applicable)) are referred to below in this row, the relevant interest in respect of those securities arises under subsection 608(8) being an accelerated relevant interest held in the same capacity.</p> <p>Nature of relevant interest derived from; ordinary shares 16,390,871</p>	<p>16,390,871 Fully paid ordinary shares</p>
First State Investments (Singapore) ACN 196900420D	<p>Relevant interest under paragraph 608(1)(b) and/or 608(1)(c) of the Corporations Act 2001 (Cth), being a relevant interest arising from having the power to control the exercise of the right to vote attached to securities and/or to control the exercise of the power to dispose of securities in its capacity as discretionary investment manager, as provided for under its investment mandates. In addition, if any OTC derivatives, warrants or other securities (other than ordinary shares or ordinary units (as applicable)) are referred to below in this row, the relevant interest in respect of those securities arises under subsection 608(8) being an accelerated relevant interest held in the same capacity.</p> <p>Nature of relevant interest derived from; ordinary shares 7,680,657</p>	<p>7,680,657 Fully paid ordinary shares</p>
First State Investment Management (UK) Limited ACN SC0 477 08	<p>Relevant interest under paragraph 608(1)(b) and/or 608(1)(c) of the Corporations Act 2001 (Cth), being a relevant interest arising from having the power to control the exercise of the right to vote attached to securities and/or to control the exercise the power to dispose of securities in its capacity as discretionary investment manager, as provided for under its investment mandates. In addition, if any OTC derivatives, warrants or other securities (other than ordinary shares or ordinary units (as applicable)) are referred to below in this row, the relevant interest in respect of those securities arises under subsection 608(8) being an accelerated relevant interest held in the same capacity.</p> <p>Nature of relevant interest derived from; ordinary shares 2,527,005</p>	<p>2,527,005 Fully paid ordinary shares</p>
First State Investments International Limited ACN SC0 790 63	<p>Relevant interest under paragraph 608(1)(b) and/or 608(1)(c) of the Corporations Act 2001 (Cth), being a relevant interest arising from having the power to control the exercise of the right to vote attached to securities and/or to control the exercise of the power to dispose of securities in its capacity as discretionary investment manager, as provided for under its investment mandates. In addition, if any OTC derivatives, warrants or other securities (other than ordinary shares or</p>	<p>626,867 Fully paid ordinary shares</p>

	<p>ordinary units (as applicable)) are referred to below in this row, the relevant interest in respect of those securities arises under subsection 608(8) being an accelerated relevant interest held in the same capacity.</p> <p>Nature of relevant interest derived from; ordinary shares 626,867</p>	
Colonial First State Investments Limited ACN 002 348 352	<p>Relevant interest under paragraph 608(1)(b) and/or 608(1)(c) of the Corporations Act 2001 (Cth), being a relevant interest arising from having the power to control the exercise of the right to vote attached to securities and/or to control the exercise of the power to dispose of securities in its capacity as a responsible entity of a managed investment scheme (which managed investment scheme is managed by Colonial First Statement Investments Limited or a related body corporate). In addition, if any OTC derivatives, warrants or other securities (other than ordinary shares or ordinary units (as applicable)) are referred to below in this row, the relevant interest in respect of those securities arises under subsection 608(8) being an accelerated relevant interest held in the same capacity.</p> <p>Nature of relevant interest derived from; ordinary shares 11,669,305</p>	<p>11,669,305 Fully paid ordinary shares</p> <p>(including 16,904 borrowed from Citigroup Global Markets Limited (Agreement 1), see Annexure C)</p> <p>(including 22,320 borrowed from UBS AG (Agreement 1), see Annexure C)</p>
Commonwealth Bank Officers Superannuation Corporation Pty Limited ACN 074 519 798	<p>Relevant interest under paragraph 608(1)(b) and/or 608(1)(c) of the Corporations Act 2001 (Cth), being a relevant interest arising from having the power to control the exercise of the right to vote attached to securities and/or to control the exercise of the power to dispose of securities in its capacity as trustee for the Officers' Superannuation Fund. In addition, if any OTC derivatives, warrants or other securities (other than ordinary shares or ordinary units (as applicable)) are referred to below in this row, the relevant interest in respect of those securities arises under subsection 608(8) being an accelerated relevant interest held in the same capacity.</p> <p>Nature of relevant interest derived from; ordinary shares 490,323</p>	<p>490,323 Fully paid ordinary shares</p>
ASB Group Investments Limited Company Number 533945	<p>Relevant interest under paragraph 608(1)(b) and/or 608(1)(c) of the Corporations Act 2001 (Cth), being a relevant interest arising from having the power to control the exercise of the right to vote attached to securities and/or to control the exercise of the power to dispose of securities in its capacity as investment manager, as provided for under its investment mandates, as a life company holding statutory funds and as the responsible entity or manager of a managed investment scheme. In addition, if any OTC derivatives, warrants or other securities (other than ordinary shares or ordinary units (as applicable)) are referred to below in this row, the relevant interest in respect of those securities arises under subsection 608(8) being an accelerated relevant interest held in the same capacity.</p>	<p>217,276 Fully paid ordinary shares</p>

	Nature of relevant interest derived from; ordinary shares 217,276	
First State Investments (Hong Kong) Ltd ACN 206616	<p>Relevant interest under paragraph 608(1)(b) and/or 608(1)(c) of the Corporations Act 2001 (Cth), being a relevant interest arising from having the power to control the exercise of the right to vote attached to securities and/or to control the exercise of the power to dispose of securities in its capacity as discretionary investment manager, as provided for under its investment mandates. In addition, if any OTC derivatives, warrants or other securities (other than ordinary shares or ordinary units (as applicable)) are referred to below in this row, the relevant interest in respect of those securities arises under subsection 608(8) being an accelerated relevant interest held in the same capacity.</p> <p>Nature of relevant interest derived from; ordinary shares 3,375,324</p>	<p>3,375,324 Fully paid ordinary shares</p>
Colonial First State Investments Limited ACN 002 348 352	<p>Relevant interest under paragraph 608(1)(b) and/or 608(1)(c) of the Corporations Act 2001 (Cth), being a relevant interest arising from having the power to control the exercise of the right to vote attached to securities and/or to control the exercise of the power to dispose of securities in its capacity as a responsible entity of a managed investment scheme (which managed investment scheme is managed by Colonial First State Investments Limited or a related body corporate). In addition, if any OTC derivatives, warrants or other securities (other than ordinary shares or ordinary units (as applicable)) are referred to below in this row, the relevant interest in respect of those securities arises under subsection 608(8) being an accelerated relevant interest held in the same capacity.</p> <p>Nature of relevant interest derived from; ordinary shares 71,148</p>	<p>71,148 Fully paid ordinary shares</p>
Colonial First State Investments Limited (Note 1) ACN 002 348 352	<p>Relevant interest under paragraph 608(1)(b) and/or 608(1)(c) of the Corporations Act 2001 (Cth), being a relevant interest arising from having the residual power to control the exercise of the right to vote attached to securities and/or to control the exercise of the power to dispose of securities in its capacity as a responsible entity of a managed investment scheme (which managed investment scheme is not managed by either Colonial First State Investments Limited or a related body corporate). In addition, if any OTC derivatives, warrants or other securities (other than ordinary shares or ordinary units (as applicable)) are referred to below in this row, the relevant interest in respect of those securities arises under subsection 608(8) being a residual accelerated relevant interest held in the same capacity. Colonial First State Investments Limited has authorised the manager of each such managed investment scheme to exercise the powers referred to in paragraph 608(1)(b) and/or 608(1)(c) of the Corporations Act 2001 (Cth) in relation to those securities managed by the manager to the exclusion of</p>	<p>3,609,369 Fully paid ordinary shares</p> <p>(including 16,904 borrowed from Citigroup Global Markets Limited (Agreement 1), see Annexure C)</p> <p>(including 22,320 borrowed from UBS AG (Agreement 1), see Annexure C)</p>

	<p>Colonial First State Investments Limited except for provisions allowing Colonial First State Investments Limited to terminate the agreement with the manager or to exercise those powers where the agreement is terminated.</p> <p>Nature of relevant interest derived from; ordinary shares 3,609,369</p>	
The Colonial Mutual Life Assurance Society Limited ACN 004 021 809	<p>Relevant interest under paragraph 608(1)(a), 608(1)(b) and/or 608(1)(c) of the Corporations Act 2001 (Cth), being a relevant interest arising from holding securities, having the power to control the exercise of the right to vote attached to securities and/or to control the exercise of the power to dispose of securities in a proprietary capacity as a life insurance company. Statutory fund holdings are held by external custodians and voted by the relevant investment manager, so CMLA's relevant interest is qualified accordingly. In addition, if any OTC derivatives, warrants or other securities (other than ordinary shares or ordinary units (as applicable)) are referred to below in this row, the relevant interest in respect of those securities arises under subsection 608(8) being an accelerated relevant interest held in the same capacity.</p> <p>Nature of relevant interest derived from; ordinary shares 620,258</p>	<p>620,258 Fully paid ordinary shares</p>
Realindex Investments Pty Limited ACN 133 312 017	<p>Relevant interest under paragraph 608(1)(b) and/or 608(1)(c) of the Corporations Act 2001 (Cth), being a relevant interest arising from having the power to control the exercise of the right to vote attached to securities and/or to control the exercise of the power to dispose of securities in its capacity as investment manager, as provided for under its investment mandates. In addition, if any OTC derivatives, warrants or other securities (other than ordinary shares or ordinary units (as applicable)) are referred to below in this row, the relevant interest in respect of those securities arises under subsection 608(8) being an accelerated relevant interest held in the same capacity.</p> <p>Nature of relevant interest derived from; ordinary shares 1,009,782</p>	<p>1,009,782 Fully paid ordinary shares</p>
Colonial First State Asset Management (Australia) Limited ACN 114 194 311	<p>Relevant interest under paragraph 608(1)(b) and/or 608(1)(c) of the Corporations Act 2001 (Cth), being a relevant interest arising from having the power to control the exercise of the right to vote attached to securities and/or to control the exercise of the power to dispose of securities in its capacity as investment manager (as provided for under its investment mandates). In addition, if any OTC derivatives, warrants or other securities (other than ordinary shares or ordinary units (as applicable)) are referred to below in this row, the relevant interest in respect of those securities arises under subsection 608(8) being an accelerated relevant interest held in the same capacity.</p>	<p>7,752,982 Fully paid ordinary shares</p>

	Nature of relevant interest derived from; ordinary shares 7,752,982	
First State Investments (Singapore) ACN 196900420D	<p>Relevant interest under paragraph 608(1)(b) and/or 608(1)(c) of the Corporations Act 2001 (Cth), being a relevant interest arising from having the power to control the exercise of the right to vote attached to securities and/or to control the exercise of the power to dispose of securities in its capacity as discretionary investment manager, as provided for under its investment mandates. In addition, if any OTC derivatives, warrants or other securities (other than ordinary shares or ordinary units (as applicable)) are referred to below in this row, the relevant interest in respect of those securities arises under subsection 608(8) being an accelerated relevant interest held in the same capacity.</p> <p>Nature of relevant interest derived from; ordinary shares 1,598</p>	<p>1,598 Fully paid ordinary shares</p>
First State Investment Management (UK) Limited ACN SC0 477 08	<p>Relevant interest under paragraph 608(1)(b) and/or 608(1)(c) of the Corporations Act 2001 (Cth), being a relevant interest arising from having the power to control the exercise of the right to vote attached to securities and/or to control the exercise the power to dispose of securities in its capacity as discretionary investment manager, as provided for under its investment mandates. In addition, if any OTC derivatives, warrants or other securities (other than ordinary shares or ordinary units (as applicable)) are referred to below in this row, the relevant interest in respect of those securities arises under subsection 608(8) being an accelerated relevant interest held in the same capacity.</p> <p>Nature of relevant interest derived from; ordinary shares 12,120,037</p>	<p>12,120,037 Fully paid ordinary shares</p>
First State Investments International Limited ACN SC0 790 63	<p>Relevant interest under paragraph 608(1)(b) and/or 608(1)(c) of the Corporations Act 2001 (Cth), being a relevant interest arising from having the power to control the exercise of the right to vote attached to securities and/or to control the exercise of the power to dispose of securities in its capacity as discretionary investment manager, as provided for under its investment mandates. In addition, if any OTC derivatives, warrants or other securities (other than ordinary shares or ordinary units (as applicable)) are referred to below in this row, the relevant interest in respect of those securities arises under subsection 608(8) being an accelerated relevant interest held in the same capacity.</p> <p>Nature of relevant interest derived from; ordinary shares 7,672,694</p>	<p>7,672,694 Fully paid ordinary shares</p>



#### 4. Details of present registered holders

The persons registered as holders of the securities referred to in paragraph 3 above are as follows

Holder of relevant interest	Registered holder of securities	Person entitled to be registered as holder	Class and number of securities
First State Investments (Hong Kong) Ltd ACN 206616	State Street Global Services		2,315,295 Fully paid ordinary shares
First State Investments (Hong Kong) Ltd ACN 206616	Northern Trust Company		15,813 Fully paid ordinary shares
First State Investments (Hong Kong) Ltd ACN 206616	RBC Dexia Investor Services Trust		328,460 Fully paid ordinary shares
First State Investments (Hong Kong) Ltd ACN 206616	The Bank of New York Mellon Corp		2,160,930 Fully paid ordinary shares
CBA Markets Limited ACN 003 485 952	Share Direct Nominees Pty Limited		1,261,650 Fully paid ordinary shares
CBA Markets Limited ACN 003 485 952	SBN Nominees Pty Limited		939 Fully paid ordinary shares
Avanteos Investments Limited ACN 096 259 979	Avanteos Investments Limited		179,867 Fully paid ordinary shares
Colonial First State Investments Limited (Note 1) ACN 002 348 352	Citicorp Nominees Pty Limited (Australia)		2,082,918 Fully paid ordinary shares
Colonial First State Investments Limited (Note 1) ACN 002 348 352	Northern Trust Company		67,531 Fully paid ordinary shares
Colonial First State Investments Limited (Note 1) ACN 002 348 352	Goldman Sachs (Asia) L.L.C		99,104 Fully paid ordinary shares
Colonial First State Investments Limited (Note 1) ACN 002 348 352	UBS Nominees Pty Ltd		51,056 Fully paid ordinary shares
Colonial First State Investments Limited (Note 1) ACN 002 348 352	Citibank N A Hong Kong		1,338,669 Fully paid ordinary shares
Commonwealth Bank Officers Superannuation Corporation Pty Limited ACN 074 519 798	Citicorp Nominees Pty Limited (Australia)		204,594 Fully paid ordinary shares
Realindex Investments Pty Limited ACN 133 312 017	National Bank Nominees Pty Limited		84,631 Fully paid ordinary shares
Realindex Investments Pty	Citibank N A Hong Kong		966,390

Limited ACN 133 312 017			Fully paid ordinary shares
Colonial First State Asset Management (Australia) Limited ACN 114 194 311	Nomura Bank (Luxembourg) S.A.		240,821 Fully paid ordinary shares
Colonial First State Asset Management (Australia) Limited ACN 114 194 311	Northern Trust Company		77,495 Fully paid ordinary shares
Colonial First State Asset Management (Australia) Limited ACN 114 194 311	The Bank of New York Mellon Corp		92,104 Fully paid ordinary shares
Colonial First State Asset Management (Australia) Limited ACN 114 194 311	BNP Paribas Securities		528,553 Fully paid ordinary shares
Colonial First State Asset Management (Australia) Limited ACN 114 194 311	Citicorp Nominees Pty Limited (Australia)		4,573,973 Fully paid ordinary shares
Colonial First State Asset Management (Australia) Limited ACN 114 194 311	State Street Global Services		7,452,944 Fully paid ordinary shares
Colonial First State Asset Management (Australia) Limited ACN 114 194 311	Citibank N A London		391,073 Fully paid ordinary shares
Colonial First State Asset Management (Australia) Limited ACN 114 194 311	Citibank N A Hong Kong		3,033,908 Fully paid ordinary shares
First State Investments (Singapore) ACN 196900420D	State Street Global Services		672,698 Fully paid ordinary shares
First State Investments (Singapore) ACN 196900420D	HSBC UK		2,077,997 Fully paid ordinary shares
First State Investments (Singapore) ACN 196900420D	State Street Global Services, State Street Bank & Trust Company (Singapore)		594,923 Fully paid ordinary shares
First State Investments (Singapore) ACN 196900420D	The Bank of New York Mellon		617,496 Fully paid ordinary shares
First State Investments (Singapore) ACN 196900420D	Northern Trust Company		3,716,305 Fully paid ordinary shares
First State Investments (Singapore) ACN 196900420D	RBC Dexia Investor Services Trust		1,238 Fully paid ordinary shares
First State Investment Management (UK) Limited ACN SC0 477 08	State Street Global Services		2,176,093 Fully paid ordinary shares

First State Investment Management (UK) Limited ACN SC0 477 08	Citibank N A London		8,686 Fully paid ordinary shares
First State Investment Management (UK) Limited ACN SC0 477 08	JPMorgan (UK)		342,226 Fully paid ordinary shares
First State Investments International Limited ACN SC0 790 63	State Street Global Services		89,357 Fully paid ordinary shares
First State Investments International Limited ACN SC0 790 63	Northern Trust Company		393,504 Fully paid ordinary shares
First State Investments International Limited ACN SC0 790 63	The Bank of New York Mellon Corp		144,006 Fully paid ordinary shares

## 5. Consideration

The consideration paid for each relevant interest referred to in paragraph 3 above, and acquired in the four months prior to the day that the substantial holder became a substantial holder is as follows:

Holder of relevant interest	Date of acquisition	Consideration-Cash	Consideration-Non-Cash	Class and number of securities
See annexure B to this notice				

## 6. Associates

The reasons the persons named in paragraph 3 above are associates of the substantial holder are as follows:

Name and ACN/ARSN (if applicable)	Nature of association
ASB Group Investments Limited Company Number 533945	An indirect wholly-owned subsidiary, and therefore related body corporate, of Commonwealth Bank of Australia
First State Investments (Hong Kong) Ltd ACN 206616	An indirect wholly-owned subsidiary, and therefore related body corporate, of Commonwealth Bank of Australia
Commonwealth Bank Officers Superannuation Corporation Pty Limited ACN 074 519 798	A direct wholly-owned subsidiary, and therefore related body corporate, of Commonwealth Bank of Australia
Colonial First State Asset Management (Australia) Limited ACN 114 194 311	An indirect wholly-owned subsidiary, and therefore related body corporate, of Commonwealth Bank of Australia
First State Investment Management (UK) Limited ACN SC0 477 08	An indirect wholly-owned subsidiary, and therefore related body corporate, of Commonwealth Bank of Australia
Avanteos Investments Limited ACN 096 259 979	An indirect wholly-owned subsidiary, and therefore related body corporate, of Commonwealth Bank of Australia
Realindex Investments Pty Limited ACN 133 312 017	An indirect wholly-owned subsidiary, and therefore related body corporate, of Commonwealth Bank of Australia
CBA Markets Limited ACN 003 485 952	An indirect wholly-owned subsidiary, and therefore related body corporate, of Commonwealth Bank of Australia
First State Investments (Singapore) ACN 196900420D	An indirect wholly-owned subsidiary, and therefore related body corporate, of Commonwealth Bank of Australia
First State Investments International Limited ACN SC0 790 63	An indirect wholly-owned subsidiary, and therefore related body corporate, of Commonwealth Bank of Australia
Commonwealth Private Limited ACN 125 238 039	An indirect wholly-owned subsidiary, and therefore related body corporate, of Commonwealth Bank of Australia
Colonial First State Investments Limited ACN 002 348 352	An indirect wholly-owned subsidiary, and therefore related body corporate, of Commonwealth Bank of Australia
Sovereign Services Limited ACN 969417	An indirect wholly-owned subsidiary, and therefore related body corporate, of Commonwealth Bank of Australia
The Colonial Mutual Life Assurance Society Limited ACN 004 021 809	An indirect wholly-owned subsidiary, and therefore related body corporate, of Commonwealth Bank of Australia

## 7. Addresses

The addresses of persons named in this form are as follows:

Name	Address
ASB Group Investments Limited Company Number 533945	Level 2, ASB North Wharf, 12 Jellicoe Street, Auckland, 1010 , New Zealand
First State Investments (Hong Kong) Ltd ACN 206616	25th Floor, One Exchange Square, Central, Hong Kong
Commonwealth Bank Officers Superannuation Corporation Pty Limited ACN 074 519 798	Level 11 Tower 1, 201 Sussex St Sydney NSW 2001
Colonial First State Asset Management (Australia) Limited ACN 114 194 311	Ground Floor Tower 1, 201 Sussex Street, Sydney, NSW, 2000, Australia
First State Investment Management (UK) Limited ACN SC0 477 08	23 St Andrew Square Edinburgh EH2 1BB
Avanteos Investments Limited ACN 096 259 979	Ground Floor Tower 1, 201 Sussex Street, Sydney, NSW, 2000, Australia
Realindex Investments Pty Limited ACN 133 312 017	Ground Floor Tower 1, 201 Sussex Street, Sydney, NSW, 2000, Australia
CBA Markets Limited ACN 003 485 952	Ground Floor Tower 1, 201 Sussex Street, Sydney, NSW, 2000, Australia
First State Investments (Singapore) ACN 196900420D	38 Beach Road, #06-11 South Beach Tower, SINGAPORE, 189767
First State Investments International Limited ACN SC0 790 63	23 St Andrew Square Edinburgh EH2 1BB
Commonwealth Private Limited ACN 125 238 039	Ground Floor Tower 1, 201 Sussex Street, Sydney, NSW, 2000, Australia
Colonial First State Investments Limited ACN 002 348 352	Ground Floor Tower 1, 201 Sussex Street, Sydney, NSW, 2000, Australia
Sovereign Services Limited ACN 969417	Level 2, ASB North Wharf, 12 Jellicoe Street, Auckland, 1010 , New Zealand
The Colonial Mutual Life Assurance Society Limited ACN 004 021 809	Ground Floor Tower 1, 201 Sussex Street, Sydney, NSW, 2000, Australia

## 8. Signature

NOTE 1--(This note is relevant to section 2,3,4 and 5)

The relevant interests in these securities:

- a) are/were held by Colonial First State Investments Limited (CFS) as responsible entity of the specified registered managed investment schemes and relate(d) to holdings in connection with the Colonial First State First Choice product range. Decisions to buy/sell those securities and exercise voting rights in relation to those securities are made by managers to whom CFS has outsourced those functions. By instrument dated 29 October 2001 the Australian Securities and Investments Commission ("ASIC") has granted certain relief to CFS and its related bodies corporate for these holdings from the applicable provisions of Chapter 6 of the Corporations Act in relation to the acquisition of or increase in voting power of such securities (the Manager Relief). These managers are not associates of, other than by virtue of an agreement in accordance with the terms of the Manager Relief, the Commonwealth Bank of Australia group; or
- b) are/were held by or for the benefit of specified index funds where the funds have an objective of maintaining a portfolio tracking error less than 0.5% per annum. ASIC has granted certain relief to CFS and its related bodies corporate for these holdings from the applicable provisions of Chapter 6 of the Corporations Act in relation to the acquisition of or increase in voting power of such securities.




Dated the 4 day of October 2016

---

Carla Collingwood-Company Secretary

## Annexure A

This is annexure A referred to in Form 603, Notice of initial substantial holder dated **28/09/2016**



Carla Collingwood

Company Secretary

Dated the 4 October 2016

## SCHEDULE

AEGIS CORRECTIONAL PARTNERSHIP PTY LTD	CBA A320 6749 PTY LIMITED
AEGIS LIMITED	CBA A320 AIRCRAFT NO1 PTY LTD
AHL HOLDINGS PTY LIMITED	CBA A330 1427 Pty Ltd
ALTONA V6 PTY LIMITED	CBA A330 1453 PTY LIMITED
ASB BANK LIMITED	CBA AIR A320 2714 PTY LIMITED
ASB CAPITAL LIMITED (NZX-ASBPA)	CBA AIR PTY LTD
ASB CAPITAL NO.2 LIMITED (NZX-ASBPB)	CBA ASSET FINANCE (NZ) LIMITED
ASB FINANCE LIMITED	CBA ASSET HOLDINGS (NZ) LIMITED
ASB FUNDING LIMITED	CBA B377 37091 PTY LTD
ASB GROUP (LIFE) LIMITED	CBA B738 39822 PTY LIMITED
ASB GROUP INVESTMENTS LIMITED	CBA B773 60333 PTY LIMITED
ASB HOLDINGS LIMITED	CBA CAPITAL AUSTRALIA PTY LIMITED
ASB MANAGEMENT SERVICES LIMITED	CBA CAPITAL HOLDINGS INC.
ASB NOMINEES LIMITED	CBA CAPITAL TRUST I
ASB SECURITIES LIMITED	CBA CAPITAL TRUST II
ASKLEPIOS LIMITED	CBA CORPORATE SERVICES (NSW) PTY LIMITED
ASPIRE SCHOOLS FINANCING (QLD) PTY LIMITED	CBA CORPORATE SERVICES (VIC) PTY LIMITED
ASPIRE SCHOOLS HOLDINGS (QLD) PTY LIMITED	CBA EUROPE LIMITED
AUSIEX NOMINEES PTY LIMITED	CBA FUNDING (NZ) LIMITED
AUSTRALIAN INVESTMENT EXCHANGE LIMITED	CBA FUNDING HOLDINGS PTY LTD
AVANTEOS INVESTMENTS LIMITED	CBA FUNDING TRUST I
AVANTEOS PTY LTD	CBA INTERNATIONAL FINANCE PTY. LIMITED
BANK OF HANGZHOU CO. LTD	CBA INTERNATIONAL FINANCIAL SERVICES
BANKWEST FOUNDATION LIMITED	LIMITED (formerly known as COMMBANK
BDELTA VESSEL NO 1 PTY LTD	MANAGEMENT CONSULTING (ASIA) COMPANY
BDELTA VESSEL NO 2 PTY LTD	LIMITED)
BDELTA VESSEL NO 3 PTY LTD	CBA INVESTMENTS (NO.4) LIMITED
BDELTA VESSEL NO 4 PTY LTD	CBA IT CO PTY LIMITED (PENDING
BOCOMMLIFE INSURANCE COMPANY LIMITED	DEREGISTRATION 16/8/16)
BOND INVESTMENTS NO 1 LIMITED	CBA MARKETS LIMITED
BOND INVESTMENTS UK LIMITED	CBA MTE RAIL COMPANY PTY LIMITED
BW FINANCIAL ADVICE LIMITED	CBA NZ HOLDING LIMITED
BW SECURITISATION MANAGEMENT PTY LTD	CBA RAIL & TRAM COMPANY PTY LIMITED
BWA GROUP SERVICES PTY LTD	CBA ROLLING STOCK COMPANY NO.1 PTY
BWA INTELLECTUAL PROPERTY HOLDINGS	LIMITED
LIMITED	CBA SA HOLDINGS PROPRIETARY LIMITED
CAPITAL 121 PTY LIMITED	CBA SERVICES SINGAPORE PTE LTD
CARDS NZ LIMITED	CBA SPECIALISED FINANCING PTY LIMITED
CBA (EUROPE) FINANCE LTD (IN LIQUIDATION)	CBA STAFF COMMUNITY FUND LIMITED
CBA A319 4624 PTY LIMITED	CBA USD FUNDING LIMITED
CBA A319 4635 PTY LIMITED	CBA USD INVESTMENTS PTY LIMITED
CBA A320 4077 PTY LTD	CBFC LEASING PTY. LIMITED
CBA A320 4948 PTY LIMITED	CBFC LIMITED
CBA A320 5156 PTY LIMITED	CFS Newham Limited
CBA A320 5249 PTY LTD	CFSPAI EUROPE CO LIMITED (formerly known as
CBA A320 5289 PTY LTD	CFSPAI MALTA CO LIMITED)
CBA A320 5638 PTY LTD	CFSPAI EUROPE HOLDCO LIMITED (formerly known




as CFSPAI MALTA HOLDCO LIMITED)  
 CHRISTMAS BREAK PTY LTD  
 CHULLORA EQUITY INVESTMENT (NO 1) PTY  
 LIMITED  
 CHULLORA EQUITY INVESTMENT (NO 2) PTY  
 LIMITED  
 CHULLORA EQUITY INVESTMENT (NO 3) PTY  
 LIMITED  
 CIPL ARARAT PTY LTD  
 CIPL SA SCHOOLS PTY LTD  
 CISL (NO.1) PTY LIMITED  
 CM-SOMERTON PTY. LTD.  
 CMG ASIA LIFE HOLDINGS LIMITED  
 CMG ASIA PTY LTD  
 COLLATERAL LEASING PTY LTD  
 Colonial (UK) Trustees Limited  
 COLONIAL FIRST STATE ASSET MANAGEMENT  
 (AUSTRALIA) LIMITED  
 COLONIAL FIRST STATE GROUP LIMITED  
 COLONIAL FIRST STATE INFRASTRUCTURE  
 HOLDINGS LIMITED  
 COLONIAL FIRST STATE INFRASTRUCTURE  
 MANAGERS (AUSTRALIA) PTY LTD  
 Colonial First State Investment Managers (UK) Limited  
 COLONIAL FIRST STATE INVESTMENTS LIMITED  
 COLONIAL FIRST STATE MANAGED  
 INFRASTRUCTURE LIMITED  
 COLONIAL HOLDING COMPANY LIMITED  
 COLONIAL MUTUAL SUPERANNUATION PTY. LTD.  
 COLONIAL SERVICES PTY LIMITED  
 COMMBANK EUROPE LIMITED  
 COMMBANK MANAGEMENT CONSULTING  
 (SHANGHAI) COMPANY LIMITED  
 COMMFOUNDATION PTY LIMITED  
 COMMONWEALTH AUSTRALIA SECURITIES LLC  
 COMMONWEALTH BANK OF AUSTRALIA  
 COMMONWEALTH BANK OF AUSTRALIA  
 (CHENG'AN) COUNTY BANK CO. LTD.  
 COMMONWEALTH BANK OF AUSTRALIA (CIXIAN)  
 COUNTY BANK CO. LTD  
 COMMONWEALTH BANK OF AUSTRALIA  
 (DENG FENG) COUNTY BANK CO. LTD  
 COMMONWEALTH BANK OF AUSTRALIA  
 (HANDANXIAN) COUNTY BANK CO. LTD.  
 COMMONWEALTH BANK OF AUSTRALIA (JIYUAN)  
 COUNTY BANK CO. LTD  
 COMMONWEALTH BANK OF AUSTRALIA (LANKAO)  
 COUNTY BANK CO. LTD  
 COMMONWEALTH BANK OF AUSTRALIA  
 (LUANCHENG) COUNTY BANK CO. LTD  
 COMMONWEALTH BANK OF AUSTRALIA (MIANCHI)  
 COUNTY BANK CO. LTD  
 COMMONWEALTH BANK OF AUSTRALIA (SHEXIAN)  
 COUNTY BANK CO. LTD  
 COMMONWEALTH BANK OF AUSTRALIA (UK)  
 STAFF BENEFITS SCHEME TRUSTEE COMPANY  
 LIMITED  
 COMMONWEALTH BANK OF AUSTRALIA (WEIXIAN)  
 COUNTY BANK CO. LTD.  
 COMMONWEALTH BANK OF AUSTRALIA  
 (WENXIAN) COUNTY BANK CO. LTD

COMMONWEALTH BANK OF AUSTRALIA (XINJI)  
 COUNTY BANK CO. LTD  
 COMMONWEALTH BANK OF AUSTRALIA  
 (YICHUAN) COUNTY BANK CO. LTD  
 COMMONWEALTH BANK OF AUSTRALIA  
 (YONGCHENG) COUNTY BANK CO. LTD  
 COMMONWEALTH BANK OF AUSTRALIA  
 (YONGNIAN) COUNTY BANK CO. LTD  
 COMMONWEALTH BANK OFFICERS  
 SUPERANNUATION CORPORATION PTY LIMITED  
 Commonwealth Custodial Services Pty Ltd  
 COMMONWEALTH DEVELOPMENT BANK OF  
 AUSTRALIA PTY LIMITED  
 COMMONWEALTH FINANCIAL PLANNING LIMITED  
 COMMONWEALTH INSURANCE HOLDINGS LIMITED  
 COMMONWEALTH INSURANCE LIMITED  
 COMMONWEALTH INVESTMENTS PTY LIMITED  
 COMMONWEALTH PRIVATE LIMITED  
 COMMONWEALTH SECURITIES LIMITED  
 COMMONWEALTH INTERNATIONAL HOLDINGS PTY  
 LIMITED  
 COMSEC NOMINEES PTY LIMITED  
 CORE EQUITY SERVICES NOMINEES PTY LIMITED  
 COUNT FINANCIAL LIMITED  
 CRYSTAL AVENUE PTY LIMITED  
 CTB AUSTRALIA LIMITED  
 ELLAS CONTAINER SHIP COMPANY 1 PTY LIMITED  
 ELLAS CONTAINER SHIP COMPANY 2 PTY LIMITED  
 EMERALD HOLDING COMPANY PTY LIMITED  
 EQUIGROUP HOLDINGS PTY LIMITED  
 FINANCIAL WISDOM LIMITED  
 FINCONNECT (AUSTRALIA) PTY LTD  
 FIRST STATE CINDA FUND MANAGEMENT  
 COMPANY LIMITED  
 First State European Diversified Infrastructure Sarl  
 First State Funds Plc  
 First State Global Umbrella Fund Public Limited  
 Company  
 FIRST STATE INFRASTRUCTURE MANAGERS  
 (INTERNATIONAL) LIMITED  
 First State Investment Management (UK) Limited  
 FIRST STATE INVESTMENT MANAGERS (ASIA)  
 LIMITED  
 First State Investment Services (UK) Limited  
 FIRST STATE INVESTMENTS (HONG KONG)  
 LIMITED  
 FIRST STATE INVESTMENTS (JAPAN) LIMITED  
 FIRST STATE INVESTMENTS (NZ) LIMITED  
 FIRST STATE INVESTMENTS (SINGAPORE)  
 First State Investments (UK Holdings) Limited  
 First State Investments (UK) Limited  
 FIRST STATE INVESTMENTS (US) LLC  
 First State Investments Fund Management Sarl  
 First State Investments GIP Management Sarl  
 FIRST STATE INVESTMENTS HOLDINGS  
 (SINGAPORE) LIMITED  
 First State Investments ICVC  
 First State Investments International Inc  
 First State Investments International Limited  
 FIRST STATE NOMINEES (HONG KONG) LIMITED  
 FSIB LTD (formerly known as FIRST STATE

INVESTMENTS (BERMUDA) LIMITED	SBN NOMINEES PTY. LIMITED
FSIC Limited (formerly known as First State Investments (Cayman) Limited)	SECURITISATION ADVISORY SERVICES PTY. LIMITED
GT USD FUNDING PTY LIMITED	SECURITISATION MANAGEMENT SERVICES LIMITED
HAZELWOOD INVESTMENT COMPANY PTY LIMITED	SECURITY HOLDING INVESTMENT ENTITY LINKING DEALS LIMITED
HOMEPAATH PTY LIMITED	SENBARY PTY LIMITED
INVERLOCH LEASING PTY LIMITED	SHARE DIRECT NOMINEES PTY LIMITED
INVESTMENT CUSTODIAL SERVICES LIMITED	SHARE INVESTMENTS PTY LIMITED
INVESTORWEB.COM. PTY LIMITED	SI Holdings Limited
IWL BROKING SOLUTIONS PTY LIMITED	SIF RAILWAY NO.1 PTY LIMITED (IN LIQUIDATION)
IWL PTY LIMITED	SIF RAILWAY NO.2 PTY LIMITED (IN LIQUIDATION)
JACQUES MARTIN ADMINISTRATION AND CONSULTING PTY LTD	SOVEREIGN ASSURANCE COMPANY LIMITED
JACQUES MARTIN PTY. LTD.	SOVEREIGN SERVICES LIMITED
LOFT NO 1 PTY LIMITED	SOVEREIGN SUPERANNUATION FUNDS LIMITED
LOFT NO 2 PTY LIMITED	SOVEREIGN SUPERANNUATION TRUSTEES LIMITED
LOFT NO.3 PTY LIMITED	ST ANDREW'S AUSTRALIA PTY LTD
MIS FUNDING NO.1 PTY LIMITED	STATE NOMINEES LTD
MORTGAGE HOLDING TRUST COMPANY LIMITED	SWAN SECURITISATION FINANCE PTY LIMITED (IN LIQUIDATION)
MTE DEBT VEHICLE PTY LTD	SWAN SECURITISATION INVESTMENTS PTY LTD (IN LIQUIDATION)
MTE LESSOR 1 PTY LTD	T.W. CUSTODIANS LIMITED
MTE LESSOR 2 PTY LTD	TANKSTREAM RAIL (BY - 1) PTY LIMITED
MTE LESSOR 3 PTY LTD	TANKSTREAM RAIL (BY - 2) PTY LIMITED
MTE LESSOR 4 PTY LTD	TANKSTREAM RAIL (BY - 3) PTY LIMITED
MTE LESSOR 5 PTY LTD	TANKSTREAM RAIL (BY - 4) PTY LIMITED
MTE NOMINEE PARTNER PTY LTD	TANKSTREAM RAIL (SW - 1) PTY LIMITED
NETSHARE NOMINEES PTY LTD	TANKSTREAM RAIL (SW - 2) PTY LIMITED
NEWPORT LIMITED	TANKSTREAM RAIL (SW - 3) PTY LIMITED
NEWSHELF 1314 (PTY) LTD	TANKSTREAM RAIL (SW - 4) PTY LIMITED
NEWSHELF 1315 (PTY) LTD	TANKSTREAM RAIL (VICTORIA) PTY LIMITED
NIMITZ NOMINEES PTY LIMITED	THE COLONIAL MUTUAL LIFE ASSURANCE SOCIETY LIMITED
ORE & OVERBURDEN PTY LIMITED	TOTAL KEEN INVESTMENT LIMITED
PREFERRED CAPITAL PTY LIMITED	TYME CAPITAL PROPRIETARY LIMITED
PREMIUM ALTERNATIVE INVESTMENTS PTY LIMITED	TYME INFIELD PROPRIETARY LIMITED (formerly know as EDGE FIELD MARKETING PROPRIETARY LTD)
PREMIUM CUSTODY SERVICES PTY LTD	TYME INTELLECTUAL PROPERTIES PROPRIETARY LIMITED
PREMIUM PLANTATIONS PTY LIMITED	TYME INVESTMENTS PROPRIETARY LIMITED
PREMIUM PLANTATIONS SERVICES PTY LTD	TYME TECHNICAL SOLUTIONS PROPRIETARY LIMITED
PT BANK COMMONWEALTH	VATOSCAN PROPRIETARY LIMITED
PT COMMONWEALTH LIFE	VH-VZF PTY LTD
PT FIRST STATE INVESTMENTS INDONESIA QILU BANK CO. LTD.	VH-VZG PTY LTD
REALINDEX INVESTMENTS PTY LIMITED	VH-VZH PTY LTD
RELANCE ACHIEVER PTY LIMITED	VIETNAM INTERNATIONAL BANK (VIETNAM INTERNATIONAL COMMERCIAL JOINT STOCK BANK)
RESIDENTIAL MORTGAGE GROUP PTY LTD	VIPRO PTY LIMITED
ROCK & RUBBLE (DEBT VEHICLE) PTY LIMITED	WESTSIDE PROPERTIES LIMITED
ROCK & RUBBLE (EXISTING) PTY LIMITED	
ROCK & RUBBLE (NEW) PTY LIMITED	
SAF MINING NO.2 PTY LIMITED	
SAF Mining No1 Pty Limited	
SAFE NO1 PTY LTD	
SAFE NO19 PTY LIMITED	
SAFE NO2 PTY LTD	
SAFE NO20 PTY LIMITED	
SAFE NO3 PTY LTD	
SAFE NO4 PTY LIMITED	
SAFE NO9 PTY LIMITED	
SAFE USD HOLDINGS PTY LTD	

**Annexure B**

This is annexure B referred to in Form 603, Notice of initial substantial holder dated **28/09/2016**



Carla Collingwood

Company Secretary

Dated the 4 October 2016

First State Investments (Hong Kong) Ltd ACN 206616

Holder of relevant interest	Date of acquisition	Consideration Cash	Consideration Non-Cash	Class and number of securities
First State Investments (Hong Kong) Ltd ACN 206616	Friday, 26 August 2016	31,842.50		1,355 Ordinary shares
First State Investments (Hong Kong) Ltd ACN 206616	Tuesday, 14 June 2016	887,464.40		39,135 Ordinary shares

Commonwealth Bank Officers Superannuation Corporation Pty Limited ACN 074 519 798

Holder of relevant interest	Date of acquisition	Consideration Cash	Consideration Non-Cash	Class and number of securities
Commonwealth Bank Officers Superannuation Corporation Pty Limited ACN 074 519 798	Monday, 27 June 2016	95,548.80		4,000 Ordinary shares
Commonwealth Bank Officers Superannuation Corporation Pty Limited ACN 074 519 798	Monday, 11 July 2016	41,374.63		1,554 Ordinary shares

First State Investments (Singapore) ACN 196900420D

Holder of relevant interest	Date of acquisition	Consideration Cash	Consideration Non-Cash	Class and number of securities
First State Investments (Singapore) ACN 196900420D	Wednesday, 8 June 2016	7,848.00		360 Ordinary shares

Colonial First State Asset Management (Australia) Limited ACN 114 194 311

Holder of relevant interest	Date of acquisition	Consideration Cash	Consideration Non-Cash	Class and number of securities
-----------------------------	---------------------	--------------------	------------------------	--------------------------------

Colonial First State Asset Management (Australia) Limited ACN 114 194 311	Thursday, 2 June 2016	347,328.70		17,955 Ordinary shares
Colonial First State Asset Management (Australia) Limited ACN 114 194 311	Friday, 24 June 2016	634,056.40		27,932 Ordinary shares
Colonial First State Asset Management (Australia) Limited ACN 114 194 311	Friday, 24 June 2016	42,689.97		1,882 Ordinary shares
Colonial First State Asset Management (Australia) Limited ACN 114 194 311	Friday, 24 June 2016	974,151.75		41,899 Ordinary shares
Colonial First State Asset Management (Australia) Limited ACN 114 194 311	Tuesday, 28 June 2016	876,680.42		35,755 Ordinary shares
Colonial First State Asset Management (Australia) Limited ACN 114 194 311	Friday, 2 September 2016	286,377.90		12,674 Ordinary shares
Colonial First State Asset Management (Australia) Limited ACN 114 194 311	Tuesday, 7 June 2016	51,812.39		2,411 Ordinary shares
Colonial First State Asset Management (Australia) Limited ACN 114 194 311	Friday, 24 June 2016	15,833.25		681 Ordinary shares
Colonial First State Asset Management (Australia) Limited ACN 114 194 311	Monday, 27 June 2016	5,168.40		216 Ordinary shares
Colonial First State Asset Management (Australia) Limited ACN 114 194 311	Tuesday, 28 June 2016	7,415.37		302 Ordinary shares
Colonial First State Asset Management (Australia) Limited ACN 114 194 311	Tuesday, 5 July 2016	13,097.97		520 Ordinary shares
Colonial First State Asset Management (Australia) Limited ACN	Tuesday, 31 May 2016	115,056.83		6,029 Ordinary shares

114 194 311				
Colonial First State Asset Management (Australia) Limited ACN 114 194 311	Friday, 24 June 2016	1,417,273.50		60,958 Ordinary shares
Colonial First State Asset Management (Australia) Limited ACN 114 194 311	Monday, 27 June 2016	457,332.04		19,113 Ordinary shares
Colonial First State Asset Management (Australia) Limited ACN 114 194 311	Tuesday, 28 June 2016	659,550.37		26,861 Ordinary shares
Colonial First State Asset Management (Australia) Limited ACN 114 194 311	Tuesday, 5 July 2016	780,840.40		31,000 Ordinary shares
Colonial First State Asset Management (Australia) Limited ACN 114 194 311	Thursday, 4 August 2016	654,796.43		25,971 Ordinary shares
Colonial First State Asset Management (Australia) Limited ACN 114 194 311	Wednesday, 10 August 2016	72,969.51		2,900 Ordinary shares
Colonial First State Asset Management (Australia) Limited ACN 114 194 311	Friday, 24 June 2016	1,328,282.28		57,402 Ordinary shares
Colonial First State Asset Management (Australia) Limited ACN 114 194 311	Friday, 24 June 2016	225,106.50		9,682 Ordinary shares
Colonial First State Asset Management (Australia) Limited ACN 114 194 311	Friday, 24 June 2016	9,867.24		435 Ordinary shares
Colonial First State Asset Management (Australia) Limited ACN 114 194 311	Friday, 24 June 2016	146,528.50		6,455 Ordinary shares
Colonial First State Asset Management (Australia) Limited ACN 114 194 311	Tuesday, 28 June 2016	297,539.28		12,135 Ordinary shares
Colonial First State Asset Management	Friday, 24 June 2016	1,421,970.00		61,160 Ordinary shares

(Australia) Limited ACN 114 194 311				
Colonial First State Asset Management (Australia) Limited ACN 114 194 311	Friday, 24 June 2016	62,333.71		2,748 Ordinary shares
Colonial First State Asset Management (Australia) Limited ACN 114 194 311	Friday, 24 June 2016	925,547.10		40,773 Ordinary shares
Colonial First State Asset Management (Australia) Limited ACN 114 194 311	Tuesday, 28 June 2016	1,938,381.97		79,056 Ordinary shares
Colonial First State Asset Management (Australia) Limited ACN 114 194 311	Friday, 24 June 2016	1,699,509.60		72,000 Ordinary shares
Colonial First State Asset Management (Australia) Limited ACN 114 194 311	Friday, 15 July 2016	9,690.12		396 Ordinary shares
Colonial First State Asset Management (Australia) Limited ACN 114 194 311	Wednesday, 24 August 2016	27,864.76		1,162 Ordinary shares
Colonial First State Asset Management (Australia) Limited ACN 114 194 311	Tuesday, 7 June 2016	68,810.98		3,202 Ordinary shares
Colonial First State Asset Management (Australia) Limited ACN 114 194 311	Friday, 1 July 2016	328,224.00		13,676 Ordinary shares
Colonial First State Asset Management (Australia) Limited ACN 114 194 311	Thursday, 7 July 2016	57,124.76		2,182 Ordinary shares
Colonial First State Asset Management (Australia) Limited ACN 114 194 311	Tuesday, 2 August 2016	113,481.81		4,563 Ordinary shares
Colonial First State Asset Management (Australia) Limited ACN 114 194 311	Tuesday, 16 August 2016	28,345.83		1,149 Ordinary shares

Colonial First State Asset Management (Australia) Limited ACN 114 194 311	Thursday, 25 August 2016	17,434.98		747 Ordinary shares
Colonial First State Asset Management (Australia) Limited ACN 114 194 311	Thursday, 1 September 2016	169,030.17		7,793 Ordinary shares
Colonial First State Asset Management (Australia) Limited ACN 114 194 311	Wednesday, 21 September 2016	29,269.22		1,369 Ordinary shares
Colonial First State Asset Management (Australia) Limited ACN 114 194 311	Friday, 24 June 2016	999,776.10		44,043 Ordinary shares
Colonial First State Asset Management (Australia) Limited ACN 114 194 311	Friday, 24 June 2016	1,536,057.75		66,067 Ordinary shares
Colonial First State Asset Management (Australia) Limited ACN 114 194 311	Friday, 24 June 2016	67,346.72		2,969 Ordinary shares
Colonial First State Asset Management (Australia) Limited ACN 114 194 311	Tuesday, 28 June 2016	2,083,461.48		84,973 Ordinary shares
Colonial First State Asset Management (Australia) Limited ACN 114 194 311	Monday, 18 July 2016	32,050.54		1,303 Ordinary shares
Colonial First State Asset Management (Australia) Limited ACN 114 194 311	Monday, 18 July 2016	15,429.90		628 Ordinary shares
Colonial First State Asset Management (Australia) Limited ACN 114 194 311	Friday, 29 July 2016	62,455.62		2,524 Ordinary shares
Colonial First State Asset Management (Australia) Limited ACN 114 194 311	Friday, 22 July 2016	651,033.50		27,070 Ordinary shares
Colonial First State Asset Management (Australia) Limited ACN	Friday, 3 June 2016	13,535.60		685 Ordinary shares

114 194 311				
Colonial First State Asset Management (Australia) Limited ACN 114 194 311	Tuesday, 7 June 2016	22,886.85		1,065 Ordinary shares
Colonial First State Asset Management (Australia) Limited ACN 114 194 311	Wednesday, 15 June 2016	20,761.20		948 Ordinary shares
Colonial First State Asset Management (Australia) Limited ACN 114 194 311	Thursday, 16 June 2016	27,341.02		1,213 Ordinary shares
Colonial First State Asset Management (Australia) Limited ACN 114 194 311	Monday, 20 June 2016	20,364.20		932 Ordinary shares
Colonial First State Asset Management (Australia) Limited ACN 114 194 311	Monday, 20 June 2016	9,941.75		455 Ordinary shares
Colonial First State Asset Management (Australia) Limited ACN 114 194 311	Tuesday, 21 June 2016	35,798.84		1,652 Ordinary shares
Colonial First State Asset Management (Australia) Limited ACN 114 194 311	Tuesday, 21 June 2016	5,157.46		238 Ordinary shares
Colonial First State Asset Management (Australia) Limited ACN 114 194 311	Monday, 27 June 2016	86,769.53		3,587 Ordinary shares
Colonial First State Asset Management (Australia) Limited ACN 114 194 311	Wednesday, 29 June 2016	11,990.10		510 Ordinary shares
Colonial First State Asset Management (Australia) Limited ACN 114 194 311	Wednesday, 29 June 2016	52,850.48		2,248 Ordinary shares
Colonial First State Asset Management (Australia) Limited ACN 114 194 311	Thursday, 30 June 2016	46,805.00		2,035 Ordinary shares
Colonial First State Asset Management	Friday, 1 July 2016	28,944.00		1,206 Ordinary shares



(Australia) Limited ACN 114 194 311				
Colonial First State Asset Management (Australia) Limited ACN 114 194 311	Friday, 1 July 2016	43,944.00		1,831 Ordinary shares
Colonial First State Asset Management (Australia) Limited ACN 114 194 311	Monday, 4 July 2016	13,123.08		522 Ordinary shares
Colonial First State Asset Management (Australia) Limited ACN 114 194 311	Tuesday, 5 July 2016	24,768.32		986 Ordinary shares
Colonial First State Asset Management (Australia) Limited ACN 114 194 311	Thursday, 7 July 2016	19,530.28		746 Ordinary shares
Colonial First State Asset Management (Australia) Limited ACN 114 194 311	Wednesday, 13 July 2016	12,707.00		485 Ordinary shares
Colonial First State Asset Management (Australia) Limited ACN 114 194 311	Friday, 15 July 2016	128,834.55		5,265 Ordinary shares
Colonial First State Asset Management (Australia) Limited ACN 114 194 311	Wednesday, 10 August 2016	23,779.64		934 Ordinary shares
Colonial First State Asset Management (Australia) Limited ACN 114 194 311	Friday, 12 August 2016	1,066,975.29		41,793 Ordinary shares
Colonial First State Asset Management (Australia) Limited ACN 114 194 311	Tuesday, 16 August 2016	52,004.36		2,108 Ordinary shares
Colonial First State Asset Management (Australia) Limited ACN 114 194 311	Tuesday, 16 August 2016	15,665.45		635 Ordinary shares
Colonial First State Asset Management (Australia) Limited ACN 114 194 311	Wednesday, 17 August 2016	10,867.12		466 Ordinary shares

Colonial First State Asset Management (Australia) Limited ACN 114 194 311	Wednesday, 7 September 2016	48,995.32		2,101 Ordinary shares
Colonial First State Asset Management (Australia) Limited ACN 114 194 311	Thursday, 8 September 2016	20,139.66		881 Ordinary shares
Colonial First State Asset Management (Australia) Limited ACN 114 194 311	Tuesday, 13 September 2016	60,628.48		2,816 Ordinary shares
Colonial First State Asset Management (Australia) Limited ACN 114 194 311	Wednesday, 14 September 2016	32,230.93		1,505 Ordinary shares
Colonial First State Asset Management (Australia) Limited ACN 114 194 311	Thursday, 15 September 2016	18,420.95		870 Ordinary shares
Colonial First State Asset Management (Australia) Limited ACN 114 194 311	Tuesday, 20 September 2016	32,526.69		1,528 Ordinary shares
Colonial First State Asset Management (Australia) Limited ACN 114 194 311	Wednesday, 28 September 2016	62,557.65		2,799 Ordinary shares
Colonial First State Asset Management (Australia) Limited ACN 114 194 311	Friday, 24 June 2016	12,092,917.72		522,598 Ordinary shares
Colonial First State Asset Management (Australia) Limited ACN 114 194 311	Friday, 24 June 2016	55,460.67		2,445 Ordinary shares
Colonial First State Asset Management (Australia) Limited ACN 114 194 311	Friday, 24 June 2016	1,265,358.00		54,424 Ordinary shares
Colonial First State Asset Management (Australia) Limited ACN 114 194 311	Friday, 24 June 2016	823,601.40		36,282 Ordinary shares
Colonial First State Asset Management (Australia) Limited ACN	Tuesday, 28 June 2016	1,669,064.18		68,072 Ordinary shares

114 194 311				
Colonial First State Asset Management (Australia) Limited ACN 114 194 311	Friday, 22 July 2016	588,359.20		24,464 Ordinary shares
Colonial First State Asset Management (Australia) Limited ACN 114 194 311	Friday, 24 June 2016	4,400.56		194 Ordinary shares
Colonial First State Asset Management (Australia) Limited ACN 114 194 311	Friday, 24 June 2016	65,512.20		2,886 Ordinary shares
Colonial First State Asset Management (Australia) Limited ACN 114 194 311	Friday, 24 June 2016	100,626.00		4,328 Ordinary shares
Colonial First State Asset Management (Australia) Limited ACN 114 194 311	Tuesday, 28 June 2016	132,280.54		5,395 Ordinary shares
Colonial First State Asset Management (Australia) Limited ACN 114 194 311	Monday, 5 September 2016	6,690.30		290 Ordinary shares
Colonial First State Asset Management (Australia) Limited ACN 114 194 311	Monday, 12 September 2016	14,194.44		674 Ordinary shares
Colonial First State Asset Management (Australia) Limited ACN 114 194 311	Monday, 8 August 2016	569,304.80		23,200 Ordinary shares
Colonial First State Asset Management (Australia) Limited ACN 114 194 311	Wednesday, 22 June 2016	16,209.85		767 Ordinary shares
Colonial First State Asset Management (Australia) Limited ACN 114 194 311	Wednesday, 22 June 2016	12,174.24		577 Ordinary shares
Colonial First State Asset Management (Australia) Limited ACN 114 194 311	Wednesday, 22 June 2016	17,849.92		846 Ordinary shares
Colonial First State Asset Management	Wednesday, 22 June	548.58		26 Ordinary shares

(Australia) Limited ACN 114 194 311	2016			
Colonial First State Asset Management (Australia) Limited ACN 114 194 311	Friday, 24 June 2016	1,432,029.50		63,085 Ordinary shares
Colonial First State Asset Management (Australia) Limited ACN 114 194 311	Friday, 24 June 2016	96,449.39		4,252 Ordinary shares
Colonial First State Asset Management (Australia) Limited ACN 114 194 311	Friday, 24 June 2016	2,200,170.75		94,631 Ordinary shares
Colonial First State Asset Management (Australia) Limited ACN 114 194 311	Tuesday, 28 June 2016	2,950,236.19		120,324 Ordinary shares
Colonial First State Asset Management (Australia) Limited ACN 114 194 311	Thursday, 7 July 2016	4,043,462.77		154,445 Ordinary shares
Colonial First State Asset Management (Australia) Limited ACN 114 194 311	Thursday, 25 August 2016	3,320,410.25		142,334 Ordinary shares
Colonial First State Asset Management (Australia) Limited ACN 114 194 311	Wednesday, 7 September 2016	1,620,613.91		69,329 Ordinary shares
Colonial First State Asset Management (Australia) Limited ACN 114 194 311	Friday, 24 June 2016	23,141,000.00		1,000,000 Ordinary shares
Colonial First State Asset Management (Australia) Limited ACN 114 194 311	Friday, 24 June 2016	743,379.60		32,748 Ordinary shares
Colonial First State Asset Management (Australia) Limited ACN 114 194 311	Friday, 24 June 2016	1,142,109.75		49,123 Ordinary shares
Colonial First State Asset Management (Australia) Limited ACN 114 194 311	Friday, 24 June 2016	50,062.04		2,207 Ordinary shares

Colonial First State Asset Management (Australia) Limited ACN 114 194 311	Tuesday, 28 June 2016	1,544,776.86		63,003 Ordinary shares
Colonial First State Asset Management (Australia) Limited ACN 114 194 311	Tuesday, 31 May 2016	16,896.02		886 Ordinary shares
Colonial First State Asset Management (Australia) Limited ACN 114 194 311	Wednesday, 1 June 2016	13,135.50		675 Ordinary shares
Colonial First State Asset Management (Australia) Limited ACN 114 194 311	Thursday, 2 June 2016	36,278.00		1,870 Ordinary shares
Colonial First State Asset Management (Australia) Limited ACN 114 194 311	Thursday, 9 June 2016	23,616.16		1,072 Ordinary shares
Colonial First State Asset Management (Australia) Limited ACN 114 194 311	Wednesday, 22 June 2016	10,125.05		481 Ordinary shares
Colonial First State Asset Management (Australia) Limited ACN 114 194 311	Friday, 24 June 2016	29,366.85		1,247 Ordinary shares
Colonial First State Asset Management (Australia) Limited ACN 114 194 311	Tuesday, 28 June 2016	17,191.50		730 Ordinary shares
Colonial First State Asset Management (Australia) Limited ACN 114 194 311	Wednesday, 29 June 2016	30,092.80		1,280 Ordinary shares
Colonial First State Asset Management (Australia) Limited ACN 114 194 311	Thursday, 30 June 2016	16,652.00		724 Ordinary shares
Colonial First State Asset Management (Australia) Limited ACN 114 194 311	Tuesday, 5 July 2016	75,510.72		3,006 Ordinary shares
Colonial First State Asset Management (Australia) Limited ACN	Wednesday, 6 July 2016	11,741.76		453 Ordinary shares

114 194 311				
Colonial First State Asset Management (Australia) Limited ACN 114 194 311	Friday, 8 July 2016	10,369.64		397 Ordinary shares
Colonial First State Asset Management (Australia) Limited ACN 114 194 311	Monday, 11 July 2016	13,741.08		516 Ordinary shares
Colonial First State Asset Management (Australia) Limited ACN 114 194 311	Thursday, 14 July 2016	47,614.60		1,882 Ordinary shares
Colonial First State Asset Management (Australia) Limited ACN 114 194 311	Wednesday, 20 July 2016	53,289.90		2,193 Ordinary shares
Colonial First State Asset Management (Australia) Limited ACN 114 194 311	Tuesday, 26 July 2016	11,874.72		519 Ordinary shares
Colonial First State Asset Management (Australia) Limited ACN 114 194 311	Wednesday, 27 July 2016	43,358.42		1,838 Ordinary shares
Colonial First State Asset Management (Australia) Limited ACN 114 194 311	Thursday, 28 July 2016	23,230.86		939 Ordinary shares
Colonial First State Asset Management (Australia) Limited ACN 114 194 311	Monday, 1 August 2016	17,680.34		698 Ordinary shares
Colonial First State Asset Management (Australia) Limited ACN 114 194 311	Wednesday, 3 August 2016	17,321.80		674 Ordinary shares
Colonial First State Asset Management (Australia) Limited ACN 114 194 311	Tuesday, 9 August 2016	19,999.98		819 Ordinary shares
Colonial First State Asset Management (Australia) Limited ACN 114 194 311	Thursday, 11 August 2016	10,458.24		416 Ordinary shares
Colonial First State Asset Management	Thursday, 18 August	15,002.10		633 Ordinary shares

(Australia) Limited ACN 114 194 311	2016			
Colonial First State Asset Management (Australia) Limited ACN 114 194 311	Friday, 19 August 2016	30,440.45		1,271 Ordinary shares
Colonial First State Asset Management (Australia) Limited ACN 114 194 311	Tuesday, 23 August 2016	28,044.90		1,170 Ordinary shares
Colonial First State Asset Management (Australia) Limited ACN 114 194 311	Wednesday, 24 August 2016	32,996.48		1,376 Ordinary shares
Colonial First State Asset Management (Australia) Limited ACN 114 194 311	Friday, 26 August 2016	31,719.06		1,359 Ordinary shares
Colonial First State Asset Management (Australia) Limited ACN 114 194 311	Friday, 2 September 2016	14,869.40		665 Ordinary shares
Colonial First State Asset Management (Australia) Limited ACN 114 194 311	Monday, 5 September 2016	30,936.87		1,341 Ordinary shares
Colonial First State Asset Management (Australia) Limited ACN 114 194 311	Tuesday, 6 September 2016	10,622.00		470 Ordinary shares
Colonial First State Asset Management (Australia) Limited ACN 114 194 311	Thursday, 8 September 2016	13,258.80		580 Ordinary shares
Colonial First State Asset Management (Australia) Limited ACN 114 194 311	Monday, 12 September 2016	10,277.28		488 Ordinary shares
Colonial First State Asset Management (Australia) Limited ACN 114 194 311	Wednesday, 14 September 2016	10,900.69		509 Ordinary shares
Colonial First State Asset Management (Australia) Limited ACN 114 194 311	Thursday, 22 September 2016	49,607.35		2,171 Ordinary shares

Colonial First State Asset Management (Australia) Limited ACN 114 194 311	Friday, 23 September 2016	32,830.65		1,465 Ordinary shares
Colonial First State Asset Management (Australia) Limited ACN 114 194 311	Thursday, 7 July 2016	3,622,086.01		138,350 Ordinary shares
Colonial First State Asset Management (Australia) Limited ACN 114 194 311	Thursday, 25 August 2016	2,974,381.58		127,501 Ordinary shares
Colonial First State Asset Management (Australia) Limited ACN 114 194 311	Wednesday, 7 September 2016	1,451,724.47		62,104 Ordinary shares
Colonial First State Asset Management (Australia) Limited ACN 114 194 311	Friday, 24 June 2016	719,820.00		30,960 Ordinary shares
Colonial First State Asset Management (Australia) Limited ACN 114 194 311	Friday, 24 June 2016	31,552.47		1,391 Ordinary shares
Colonial First State Asset Management (Australia) Limited ACN 114 194 311	Friday, 24 June 2016	468,505.30		20,639 Ordinary shares
Colonial First State Asset Management (Australia) Limited ACN 114 194 311	Tuesday, 28 June 2016	968,136.66		39,485 Ordinary shares
Colonial First State Asset Management (Australia) Limited ACN 114 194 311	Monday, 18 July 2016	6,805.86		277 Ordinary shares
Colonial First State Asset Management (Australia) Limited ACN 114 194 311	Monday, 18 July 2016	14,118.97		574 Ordinary shares
Colonial First State Asset Management (Australia) Limited ACN 114 194 311	Friday, 24 June 2016	2,113,425.00		90,900 Ordinary shares
Colonial First State Asset Management (Australia) Limited ACN	Monday, 27 June 2016	689,814.55		28,829 Ordinary shares



114 194 311				
Colonial First State Asset Management (Australia) Limited ACN 114 194 311	Tuesday, 28 June 2016	995,525.48		40,544 Ordinary shares
Colonial First State Asset Management (Australia) Limited ACN 114 194 311	Tuesday, 5 July 2016	1,740,518.44		69,100 Ordinary shares
Colonial First State Asset Management (Australia) Limited ACN 114 194 311	Thursday, 4 August 2016	1,056,609.64		41,908 Ordinary shares
Colonial First State Asset Management (Australia) Limited ACN 114 194 311	Friday, 24 June 2016	38,470.88		1,696 Ordinary shares
Colonial First State Asset Management (Australia) Limited ACN 114 194 311	Friday, 24 June 2016	877,362.00		37,736 Ordinary shares
Colonial First State Asset Management (Australia) Limited ACN 114 194 311	Friday, 24 June 2016	571,063.90		25,157 Ordinary shares
Colonial First State Asset Management (Australia) Limited ACN 114 194 311	Tuesday, 28 June 2016	1,252,582.74		51,086 Ordinary shares

First State Investments International Limited ACN SC0 790 63

Holder of relevant interest	Date of acquisition	Consideration Cash	Consideration Non-Cash	Class and number of securities
First State Investments International Limited ACN SC0 790 63	Tuesday, 27 September 2016	6,172,119.91		269,157 Ordinary shares
First State Investments International Limited ACN SC0 790 63	Tuesday, 27 September 2016	402,536.04		17,554 Ordinary shares
First State Investments International Limited ACN SC0 790 63	Tuesday, 27 September 2016	2,052,741.18		89,517 Ordinary shares
First State Investments International Limited	Tuesday, 27 September	798,697.18		34,830 Ordinary shares

ACN SC0 790 63	2016			
----------------	------	--	--	--

Colonial First State Investments Limited (Note 1) ACN 002 348 352

Holder of relevant interest	Date of acquisition	Consideration Cash	Consideration Non-Cash	Class and number of securities
Colonial First State Investments Limited (Note 1) ACN 002 348 352	Friday, 24 June 2016	923,641.82		39,610 Ordinary shares
Colonial First State Investments Limited (Note 1) ACN 002 348 352	Thursday, 9 June 2016	554,708.85		25,070 Ordinary shares
Colonial First State Investments Limited (Note 1) ACN 002 348 352	Friday, 12 August 2016	132,591.56		5,235 Ordinary shares
Colonial First State Investments Limited (Note 1) ACN 002 348 352	Wednesday, 15 June 2016	27,545.36		1,248 Ordinary shares
Colonial First State Investments Limited (Note 1) ACN 002 348 352	Thursday, 7 July 2016	84,246.00		3,223 Ordinary shares
Colonial First State Investments Limited (Note 1) ACN 002 348 352	Thursday, 14 July 2016	383,286.79		15,041 Ordinary shares
Colonial First State Investments Limited (Note 1) ACN 002 348 352	Thursday, 21 July 2016	167,547.04		7,142 Ordinary shares
Colonial First State Investments Limited (Note 1) ACN 002 348 352	Wednesday, 21 September 2016	N/A		22,320 Ordinary shares (borrowed from UBS AG (Agreement 1), see Annexure C)
Colonial First State Investments Limited (Note 1) ACN 002 348 352	Tuesday, 19 July 2016	118,495.77		4,873 Ordinary shares
Colonial First State Investments Limited (Note 1) ACN 002 348 352	Friday, 10 June 2016	2,377,462.21		106,387 Ordinary shares

Colonial First State Investments Limited (Note 1) ACN 002 348 352	Wednesday, 3 August 2016	407,981.99		15,933 Ordinary shares
Colonial First State Investments Limited (Note 1) ACN 002 348 352	Tuesday, 31 May 2016	839,479.13		44,198 Ordinary shares
Colonial First State Investments Limited (Note 1) ACN 002 348 352	Wednesday, 29 June 2016	360,547.80		15,339 Ordinary shares
Colonial First State Investments Limited (Note 1) ACN 002 348 352	Tuesday, 14 June 2016	N/A		460 Ordinary shares (borrowed from Citigroup Global Markets Limited (Agreement 1), see Annexure C)
Colonial First State Investments Limited (Note 1) ACN 002 348 352	Thursday, 16 June 2016	N/A		325 Ordinary shares (borrowed from Citigroup Global Markets Limited (Agreement 1), see Annexure C)
Colonial First State Investments Limited (Note 1) ACN 002 348 352	Thursday, 14 July 2016	N/A		1,410 Ordinary shares (borrowed from Citigroup Global Markets Limited (Agreement 1), see Annexure C)
Colonial First State Investments Limited (Note 1) ACN 002 348 352	Monday, 18 July 2016	N/A		2,198 Ordinary shares (borrowed from Citigroup Global Markets Limited (Agreement 1), see Annexure C)
Colonial First State Investments Limited (Note 1) ACN 002 348 352	Wednesday, 20 July 2016	N/A		794 Ordinary shares (borrowed from Citigroup Global Markets Limited (Agreement 1), see Annexure C)
Colonial First State Investments Limited (Note 1) ACN 002 348 352	Tuesday, 26 July 2016	N/A		151 Ordinary shares (borrowed from Citigroup Global Markets Limited (Agreement 1), see Annexure C)
Colonial First State Investments Limited (Note 1) ACN 002 348 352	Wednesday, 10 August 2016	N/A		2,655 Ordinary shares (borrowed from Citigroup Global Markets Limited (Agreement 1), see Annexure C)
Colonial First State Investments Limited	Tuesday, 30 August	N/A		553 Ordinary shares (borrowed from

(Note 1) ACN 002 348 352	2016			Citigroup Global Markets Limited (Agreement 1), see Annexure C)
Colonial First State Investments Limited (Note 1) ACN 002 348 352	Thursday, 1 September 2016	N/A		313 Ordinary shares (borrowed from Citigroup Global Markets Limited (Agreement 1), see Annexure C)
Colonial First State Investments Limited (Note 1) ACN 002 348 352	Monday, 5 September 2016	N/A		387 Ordinary shares (borrowed from Citigroup Global Markets Limited (Agreement 1), see Annexure C)
Colonial First State Investments Limited (Note 1) ACN 002 348 352	Wednesday, 7 September 2016	N/A		691 Ordinary shares (borrowed from Citigroup Global Markets Limited (Agreement 1), see Annexure C)
Colonial First State Investments Limited (Note 1) ACN 002 348 352	Friday, 9 September 2016	N/A		1,085 Ordinary shares (borrowed from Citigroup Global Markets Limited (Agreement 1), see Annexure C)
Colonial First State Investments Limited (Note 1) ACN 002 348 352	Tuesday, 13 September 2016	N/A		699 Ordinary shares (borrowed from Citigroup Global Markets Limited (Agreement 1), see Annexure C)
Colonial First State Investments Limited (Note 1) ACN 002 348 352	Thursday, 15 September 2016	N/A		490 Ordinary shares (borrowed from Citigroup Global Markets Limited (Agreement 1), see Annexure C)
Colonial First State Investments Limited (Note 1) ACN 002 348 352	Monday, 19 September 2016	N/A		210 Ordinary shares (borrowed from Citigroup Global Markets Limited (Agreement 1), see Annexure C)
Colonial First State Investments Limited (Note 1) ACN 002 348 352	Tuesday, 20 September 2016	N/A		650 Ordinary shares (borrowed from Citigroup Global Markets Limited (Agreement 1), see Annexure C)
Colonial First State Investments Limited (Note 1) ACN 002 348 352	Wednesday, 21 September 2016	N/A		3,226 Ordinary shares (borrowed from Citigroup Global Markets Limited (Agreement 1), see Annexure C)

Colonial First State Investments Limited (Note 1) ACN 002 348 352	Friday, 15 July 2016	19,747.29		807 Ordinary shares
Colonial First State Investments Limited (Note 1) ACN 002 348 352	Thursday, 22 September 2016	3,893.77		171 Ordinary shares
Colonial First State Investments Limited (Note 1) ACN 002 348 352	Wednesday, 8 June 2016	41,247.99		1,897 Ordinary shares
Colonial First State Investments Limited (Note 1) ACN 002 348 352	Tuesday, 12 July 2016	21,059.52		800 Ordinary shares
Colonial First State Investments Limited (Note 1) ACN 002 348 352	Monday, 30 May 2016	5,128.60		274 Ordinary shares
Colonial First State Investments Limited (Note 1) ACN 002 348 352	Thursday, 16 June 2016	22,298.40		987 Ordinary shares
Colonial First State Investments Limited (Note 1) ACN 002 348 352	Monday, 20 June 2016	45,911.70		2,116 Ordinary shares
Colonial First State Investments Limited (Note 1) ACN 002 348 352	Tuesday, 28 June 2016	69,524.70		2,883 Ordinary shares
Colonial First State Investments Limited (Note 1) ACN 002 348 352	Thursday, 30 June 2016	45,426.68		1,967 Ordinary shares
Colonial First State Investments Limited (Note 1) ACN 002 348 352	Monday, 4 July 2016	14,579.90		583 Ordinary shares
Colonial First State Investments Limited (Note 1) ACN 002 348 352	Wednesday, 6 July 2016	47,681.65		1,836 Ordinary shares
Colonial First State Investments Limited (Note 1) ACN 002 348	Friday, 8 July 2016	774.60		30 Ordinary shares

352				
Colonial First State Investments Limited (Note 1) ACN 002 348 352	Friday, 8 July 2016	19,550.85		749 Ordinary shares
Colonial First State Investments Limited (Note 1) ACN 002 348 352	Tuesday, 12 July 2016	21,255.65		808 Ordinary shares
Colonial First State Investments Limited (Note 1) ACN 002 348 352	Friday, 22 July 2016	10,139.81		420 Ordinary shares
Colonial First State Investments Limited (Note 1) ACN 002 348 352	Tuesday, 2 August 2016	21,659.66		861 Ordinary shares
Colonial First State Investments Limited (Note 1) ACN 002 348 352	Thursday, 14 July 2016	308,837.10		12,207 Ordinary shares
Colonial First State Investments Limited (Note 1) ACN 002 348 352	Wednesday, 8 June 2016	541,987.50		25,000 Ordinary shares
Colonial First State Investments Limited (Note 1) ACN 002 348 352	Thursday, 9 June 2016	1,104,905.00		50,000 Ordinary shares
Colonial First State Investments Limited (Note 1) ACN 002 348 352	Thursday, 16 June 2016	679,302.00		30,000 Ordinary shares
Colonial First State Investments Limited (Note 1) ACN 002 348 352	Monday, 20 June 2016	433,822.00		20,000 Ordinary shares
Colonial First State Investments Limited (Note 1) ACN 002 348 352	Monday, 27 June 2016	844,763.50		35,000 Ordinary shares
Colonial First State Investments Limited (Note 1) ACN 002 348 352	Tuesday, 28 June 2016	362,707.50		15,000 Ordinary shares
Colonial First State Investments Limited	Wednesday, 6 July 2016	388,690.50		15,000 Ordinary shares

(Note 1) ACN 002 348 352				
Colonial First State Investments Limited (Note 1) ACN 002 348 352	Friday, 8 July 2016	104,000.00		4,000 Ordinary shares
Colonial First State Investments Limited (Note 1) ACN 002 348 352	Tuesday, 27 September 2016	394,225.41		17,138 Ordinary shares
Colonial First State Investments Limited (Note 1) ACN 002 348 352	Wednesday, 28 September 2016	350,322.14		15,675 Ordinary shares
Colonial First State Investments Limited (Note 1) ACN 002 348 352	Wednesday, 1 June 2016	158,379.77		8,128 Ordinary shares
Colonial First State Investments Limited (Note 1) ACN 002 348 352	Wednesday, 1 June 2016	100,588.74		5,169 Ordinary shares
Colonial First State Investments Limited (Note 1) ACN 002 348 352	Thursday, 2 June 2016	38,569.11		1,996 Ordinary shares
Colonial First State Investments Limited (Note 1) ACN 002 348 352	Friday, 8 July 2016	408,894.17		15,639 Ordinary shares

First State Investment Management (UK) Limited ACN SC0 477 08

Holder of relevant interest	Date of acquisition	Consideration Cash	Consideration Non-Cash	Class and number of securities
First State Investment Management (UK) Limited ACN SC0 477 08	Friday, 16 September 2016	184,082.40		8,686 Ordinary shares
First State Investment Management (UK) Limited ACN SC0 477 08	Wednesday, 28 September 2016	7,659,941.89		342,226 Ordinary shares

Avanteos Investments Limited ACN 096 259 979

Holder of relevant interest	Date of acquisition	Consideration Cash	Consideration Non-Cash	Class and number of securities
Avanteos Investments Limited ACN 096 259 979	Tuesday, 5 July 2016	2,913.92		116 Ordinary shares
Avanteos Investments Limited ACN 096 259 979	Monday, 8 August 2016	46,252.39		1,884 Ordinary shares
Avanteos Investments Limited ACN 096 259 979	Wednesday, 10 August 2016	2,261.49		89 Ordinary shares
Avanteos Investments Limited ACN 096 259 979	Monday, 15 August 2016	5,693.28		232 Ordinary shares
Avanteos Investments Limited ACN 096 259 979	Friday, 19 August 2016	5,606.09		238 Ordinary shares
Avanteos Investments Limited ACN 096 259 979	Tuesday, 23 August 2016	11,117.44		464 Ordinary shares
Avanteos Investments Limited ACN 096 259 979	Tuesday, 23 August 2016	670.88		28 Ordinary shares
Avanteos Investments Limited ACN 096 259 979	Tuesday, 23 August 2016	10,925.76		456 Ordinary shares
Avanteos Investments Limited ACN 096 259 979	Friday, 26 August 2016	15,618.32		665 Ordinary shares
Avanteos Investments Limited ACN 096 259 979	Monday, 29 August 2016	15,116.31		668 Ordinary shares
Avanteos Investments Limited ACN 096 259 979	Monday, 29 August 2016	8,350.17		369 Ordinary shares
Avanteos Investments Limited ACN 096 259 979	Monday, 29 August 2016	4,842.65		214 Ordinary shares
Avanteos Investments Limited ACN 096 259 979	Tuesday, 30 August 2016	5,498.42		241 Ordinary shares
Avanteos Investments Limited ACN 096 259	Tuesday, 30 August 2016	15,373.94		674 Ordinary shares



979				
Avanteos Investments Limited ACN 096 259 979	Wednesday, 7 September 2016	5,541.28		236 Ordinary shares
Avanteos Investments Limited ACN 096 259 979	Wednesday, 7 September 2016	986.16		42 Ordinary shares
Avanteos Investments Limited ACN 096 259 979	Friday, 9 September 2016	644.67		29 Ordinary shares
Avanteos Investments Limited ACN 096 259 979	Friday, 9 September 2016	177.84		8 Ordinary shares
Avanteos Investments Limited ACN 096 259 979	Monday, 12 September 2016	7,560.96		358 Ordinary shares
Avanteos Investments Limited ACN 096 259 979	Tuesday, 13 September 2016	11,591.73		531 Ordinary shares
Avanteos Investments Limited ACN 096 259 979	Tuesday, 20 September 2016	3,930.33		185 Ordinary shares
Avanteos Investments Limited ACN 096 259 979	Tuesday, 20 September 2016	14,744.03		694 Ordinary shares
Avanteos Investments Limited ACN 096 259 979	Tuesday, 20 September 2016	6,989.61		329 Ordinary shares
Avanteos Investments Limited ACN 096 259 979	Tuesday, 20 September 2016	9,305.31		438 Ordinary shares
Avanteos Investments Limited ACN 096 259 979	Wednesday, 21 September 2016	19,183.23		891 Ordinary shares
Avanteos Investments Limited ACN 096 259 979	Wednesday, 21 September 2016	9,021.07		419 Ordinary shares
Avanteos Investments Limited ACN 096 259 979	Wednesday, 21 September 2016	4,435.18		206 Ordinary shares
Avanteos Investments Limited ACN 096 259 979	Wednesday, 21 September 2016	4,994.96		232 Ordinary shares

Avanteos Investments Limited ACN 096 259 979	Wednesday, 21 September 2016	19,247.82		894 Ordinary shares
Avanteos Investments Limited ACN 096 259 979	Thursday, 22 September 2016	44,577.24		1,956 Ordinary shares
Avanteos Investments Limited ACN 096 259 979	Friday, 23 September 2016	3,035.81		136 Ordinary shares
Avanteos Investments Limited ACN 096 259 979	Friday, 23 September 2016	41,206.60		1,846 Ordinary shares
Avanteos Investments Limited ACN 096 259 979	Monday, 26 September 2016	6,456.21		287 Ordinary shares
Avanteos Investments Limited ACN 096 259 979	Monday, 26 September 2016	10,842.83		482 Ordinary shares
Avanteos Investments Limited ACN 096 259 979	Monday, 26 September 2016	31,021.29		1,379 Ordinary shares
Avanteos Investments Limited ACN 096 259 979	Tuesday, 27 September 2016	2,944.64		128 Ordinary shares
Avanteos Investments Limited ACN 096 259 979	Tuesday, 27 September 2016	4,647.01		202 Ordinary shares
Avanteos Investments Limited ACN 096 259 979	Monday, 22 August 2016	24,910.00		1,060 Ordinary shares
Avanteos Investments Limited ACN 096 259 979	Tuesday, 6 September 2016	24,860.00		1,100 Ordinary shares
Avanteos Investments Limited ACN 096 259 979	Thursday, 8 September 2016	14,973.30		655 Ordinary shares
Avanteos Investments Limited ACN 096 259 979	Monday, 30 May 2016	9,555.00		500 Ordinary shares
Avanteos Investments Limited ACN 096 259 979	Tuesday, 7 June 2016	18,640.70		845 Ordinary shares
Avanteos Investments Limited ACN 096 259	Friday, 17 June 2016	29,347.08		1,302 Ordinary shares

979				
Avanteos Investments Limited ACN 096 259 979	Wednesday, 22 June 2016	2,114.00		100 Ordinary shares
Avanteos Investments Limited ACN 096 259 979	Thursday, 23 June 2016	19,341.00		900 Ordinary shares
Avanteos Investments Limited ACN 096 259 979	Friday, 24 June 2016	6,092.08		271 Ordinary shares
Avanteos Investments Limited ACN 096 259 979	Tuesday, 28 June 2016	20,440.55		845 Ordinary shares
Avanteos Investments Limited ACN 096 259 979	Thursday, 7 July 2016	2,477.60		95 Ordinary shares
Avanteos Investments Limited ACN 096 259 979	Thursday, 7 July 2016	2,481.40		95 Ordinary shares
Avanteos Investments Limited ACN 096 259 979	Thursday, 7 July 2016	3,557.76		136 Ordinary shares
Avanteos Investments Limited ACN 096 259 979	Thursday, 7 July 2016	1,962.00		75 Ordinary shares
Avanteos Investments Limited ACN 096 259 979	Monday, 18 July 2016	12,235.00		500 Ordinary shares
Avanteos Investments Limited ACN 096 259 979	Thursday, 21 July 2016	4,999.11		213 Ordinary shares
Avanteos Investments Limited ACN 096 259 979	Thursday, 28 July 2016	4,964.00		200 Ordinary shares
Avanteos Investments Limited ACN 096 259 979	Thursday, 28 July 2016	2,278.50		93 Ordinary shares
Avanteos Investments Limited ACN 096 259 979	Friday, 29 July 2016	19,768.00		800 Ordinary shares
Avanteos Investments Limited ACN 096 259 979	Friday, 5 August 2016	10,288.00		400 Ordinary shares

Avanteos Investments Limited ACN 096 259 979	Tuesday, 23 August 2016	814.64		34 Ordinary shares
Avanteos Investments Limited ACN 096 259 979	Tuesday, 23 August 2016	10,398.64		434 Ordinary shares
Avanteos Investments Limited ACN 096 259 979	Tuesday, 23 August 2016	3,018.79		127 Ordinary shares
Avanteos Investments Limited ACN 096 259 979	Tuesday, 30 August 2016	22,486.03		986 Ordinary shares
Avanteos Investments Limited ACN 096 259 979	Friday, 16 September 2016	9,987.50		470 Ordinary shares
Avanteos Investments Limited ACN 096 259 979	Monday, 19 September 2016	12,672.00		600 Ordinary shares
Avanteos Investments Limited ACN 096 259 979	Tuesday, 20 September 2016	10,677.42		500 Ordinary shares
Avanteos Investments Limited ACN 096 259 979	Friday, 23 September 2016	3,170.15		142 Ordinary shares
Avanteos Investments Limited ACN 096 259 979	Monday, 26 September 2016	6,809.71		303 Ordinary shares

Realindex Investments Pty Limited ACN 133 312 017

Holder of relevant interest	Date of acquisition	Consideration Cash	Consideration Non-Cash	Class and number of securities
Realindex Investments Pty Limited ACN 133 312 017	Friday, 22 July 2016	1,371,932.25		57,045 Ordinary shares

CBA Markets Limited ACN 003 485 952

Holder of relevant interest	Date of acquisition	Consideration Cash	Consideration Non-Cash	Class and number of securities
CBA Markets Limited ACN 003 485 952	Friday, 19 August 2016	N/A		60,000 Ordinary shares (borrowed from Citigroup Global Markets Australia Pty Ltd, see

				Annexure C)
CBA Markets Limited ACN 003 485 952	Monday, 6 June 2016	4,302.54		198 Ordinary shares
CBA Markets Limited ACN 003 485 952	Monday, 6 June 2016	1,977.43		91 Ordinary shares
CBA Markets Limited ACN 003 485 952	Monday, 6 June 2016	10,082.72		464 Ordinary shares
CBA Markets Limited ACN 003 485 952	Monday, 6 June 2016	3,541.99		163 Ordinary shares
CBA Markets Limited ACN 003 485 952	Monday, 6 June 2016	1,803.59		83 Ordinary shares
CBA Markets Limited ACN 003 485 952	Monday, 6 June 2016	43.46		2 Ordinary shares
CBA Markets Limited ACN 003 485 952	Monday, 6 June 2016	3,411.61		157 Ordinary shares
CBA Markets Limited ACN 003 485 952	Monday, 6 June 2016	173.84		8 Ordinary shares
CBA Markets Limited ACN 003 485 952	Monday, 6 June 2016	7,257.82		334 Ordinary shares
CBA Markets Limited ACN 003 485 952	Thursday, 9 June 2016	37,454.50		988 Ordinary shares
CBA Markets Limited ACN 003 485 952	Thursday, 16 June 2016	16,543.80		459 Ordinary shares
CBA Markets Limited ACN 003 485 952	Tuesday, 28 June 2016	12,486.91		339 Ordinary shares
CBA Markets Limited ACN 003 485 952	Wednesday, 29 June 2016	6,445.25		176 Ordinary shares
CBA Markets Limited ACN 003 485 952	Thursday, 30 June 2016	33,301.58		873 Ordinary shares
CBA Markets Limited ACN 003 485 952	Thursday, 30 June 2016	33,310.46		873 Ordinary shares
CBA Markets Limited ACN 003 485 952	Wednesday, 13 July 2016	16,859.92		644 Ordinary shares
CBA Markets Limited ACN 003 485 952	Wednesday, 13 July 2016	130.90		5 Ordinary shares
CBA Markets Limited ACN 003 485 952	Wednesday, 13 July 2016	52.36		2 Ordinary shares

CBA Markets Limited ACN 003 485 952	Wednesday, 13 July 2016	235.62		9 Ordinary shares
CBA Markets Limited ACN 003 485 952	Wednesday, 13 July 2016	21,991.20		840 Ordinary shares
CBA Markets Limited ACN 003 485 952	Friday, 26 August 2016	6,483.57		161 Ordinary shares
CBA Markets Limited ACN 003 485 952	Wednesday, 7 September 2016	6,420.25		161 Ordinary shares
CBA Markets Limited ACN 003 485 952	Friday, 23 September 2016	17,300.52		772 Ordinary shares
CBA Markets Limited ACN 003 485 952	Friday, 23 September 2016	13,446.00		600 Ordinary shares
CBA Markets Limited ACN 003 485 952	Friday, 23 September 2016	2,868.48		128 Ordinary shares
CBA Markets Limited ACN 003 485 952	Friday, 27 May 2016	847,880.00		44,000 Ordinary shares
CBA Markets Limited ACN 003 485 952	Thursday, 2 June 2016	N/A		17,808 Ordinary shares (borrowed from Barclays Capital Securities Ltd, see Annexure C)
CBA Markets Limited ACN 003 485 952	Monday, 6 June 2016	N/A		50,850 Ordinary shares (borrowed from Barclays Capital Securities Ltd, see Annexure C)
CBA Markets Limited ACN 003 485 952	Wednesday, 15 June 2016	N/A		104,750 Ordinary shares (borrowed from Barclays Capital Securities Ltd, see Annexure C)
CBA Markets Limited ACN 003 485 952	Thursday, 16 June 2016	N/A		42,792 Ordinary shares (borrowed from Barclays Capital Securities Ltd, see Annexure C)
CBA Markets Limited ACN 003 485 952	Friday, 17 June 2016	N/A		76,041 Ordinary shares (borrowed from Barclays Capital Securities Ltd, see Annexure C)
CBA Markets Limited ACN 003 485 952	Tuesday, 21 June 2016	N/A		41,149 Ordinary shares (borrowed from Barclays Capital Securities Ltd, see Annexure C)
CBA Markets Limited ACN 003 485 952	Friday, 24 June 2016	N/A		356,942 Ordinary shares (borrowed from Barclays Capital Securities Ltd,

				see Annexure C)
CBA Markets Limited ACN 003 485 952	Monday, 27 June 2016	N/A		17,808 Ordinary shares (borrowed from Barclays Capital Securities Ltd, see Annexure C)
CBA Markets Limited ACN 003 485 952	Tuesday, 28 June 2016	N/A		130,089 Ordinary shares (borrowed from Barclays Capital Securities Ltd, see Annexure C)
CBA Markets Limited ACN 003 485 952	Wednesday, 29 June 2016	N/A		17,808 Ordinary shares (borrowed from Barclays Capital Securities Ltd, see Annexure C)
CBA Markets Limited ACN 003 485 952	Thursday, 30 June 2016	N/A		173,426 Ordinary shares (borrowed from Barclays Capital Securities Ltd, see Annexure C)
CBA Markets Limited ACN 003 485 952	Friday, 1 July 2016	N/A		176,081 Ordinary shares (borrowed from Barclays Capital Securities Ltd, see Annexure C)
CBA Markets Limited ACN 003 485 952	Monday, 4 July 2016	N/A		277,890 Ordinary shares (borrowed from Barclays Capital Securities Ltd, see Annexure C)
CBA Markets Limited ACN 003 485 952	Tuesday, 5 July 2016	N/A		318,552 Ordinary shares (borrowed from Barclays Capital Securities Ltd, see Annexure C)
CBA Markets Limited ACN 003 485 952	Wednesday, 6 July 2016	N/A		242,540 Ordinary shares (borrowed from Barclays Capital Securities Ltd, see Annexure C)
CBA Markets Limited ACN 003 485 952	Thursday, 7 July 2016	N/A		183,464 Ordinary shares (borrowed from Barclays Capital Securities Ltd, see Annexure C)
CBA Markets Limited ACN 003 485 952	Friday, 8 July 2016	N/A		17,808 Ordinary shares (borrowed from Barclays Capital Securities Ltd, see Annexure C)
CBA Markets Limited ACN 003 485 952	Monday, 11 July 2016	N/A		95,302 Ordinary shares (borrowed from Barclays Capital Securities Ltd, see Annexure C)
CBA Markets Limited	Tuesday, 12 July 2016	N/A		17,808 Ordinary shares (borrowed from Barclays

ACN 003 485 952				Capital Securities Ltd, see Annexure C)
CBA Markets Limited ACN 003 485 952	Wednesday, 13 July 2016	N/A		29,754 Ordinary shares (borrowed from Barclays Capital Securities Ltd, see Annexure C)
CBA Markets Limited ACN 003 485 952	Thursday, 14 July 2016	N/A		17,808 Ordinary shares (borrowed from Barclays Capital Securities Ltd, see Annexure C)
CBA Markets Limited ACN 003 485 952	Friday, 15 July 2016	N/A		17,808 Ordinary shares (borrowed from Barclays Capital Securities Ltd, see Annexure C)
CBA Markets Limited ACN 003 485 952	Monday, 18 July 2016	N/A		17,808 Ordinary shares (borrowed from Barclays Capital Securities Ltd, see Annexure C)
CBA Markets Limited ACN 003 485 952	Tuesday, 19 July 2016	N/A		193,127 Ordinary shares (borrowed from Barclays Capital Securities Ltd, see Annexure C)
CBA Markets Limited ACN 003 485 952	Wednesday, 20 July 2016	N/A		114,217 Ordinary shares (borrowed from Barclays Capital Securities Ltd, see Annexure C)
CBA Markets Limited ACN 003 485 952	Thursday, 21 July 2016	N/A		50,030 Ordinary shares (borrowed from Barclays Capital Securities Ltd, see Annexure C)
CBA Markets Limited ACN 003 485 952	Friday, 22 July 2016	N/A		78,610 Ordinary shares (borrowed from Barclays Capital Securities Ltd, see Annexure C)
CBA Markets Limited ACN 003 485 952	Friday, 29 July 2016	N/A		20,699 Ordinary shares (borrowed from Barclays Capital Securities Ltd, see Annexure C)
CBA Markets Limited ACN 003 485 952	Monday, 1 August 2016	N/A		20,699 Ordinary shares (borrowed from Barclays Capital Securities Ltd, see Annexure C)
CBA Markets Limited ACN 003 485 952	Tuesday, 2 August 2016	N/A		118,035 Ordinary shares (borrowed from Barclays Capital Securities Ltd, see Annexure C)



CBA Markets Limited ACN 003 485 952	Wednesday, 3 August 2016	N/A		23,607 Ordinary shares (borrowed from Barclays Capital Securities Ltd, see Annexure C)
CBA Markets Limited ACN 003 485 952	Thursday, 4 August 2016	N/A		17,808 Ordinary shares (borrowed from Barclays Capital Securities Ltd, see Annexure C)
CBA Markets Limited ACN 003 485 952	Friday, 5 August 2016	N/A		82,196 Ordinary shares (borrowed from Barclays Capital Securities Ltd, see Annexure C)
CBA Markets Limited ACN 003 485 952	Monday, 8 August 2016	N/A		81,123 Ordinary shares (borrowed from Barclays Capital Securities Ltd, see Annexure C)
CBA Markets Limited ACN 003 485 952	Tuesday, 9 August 2016	N/A		81,123 Ordinary shares (borrowed from Barclays Capital Securities Ltd, see Annexure C)
CBA Markets Limited ACN 003 485 952	Wednesday, 10 August 2016	N/A		137,955 Ordinary shares (borrowed from Barclays Capital Securities Ltd, see Annexure C)
CBA Markets Limited ACN 003 485 952	Thursday, 11 August 2016	N/A		133,470 Ordinary shares (borrowed from Barclays Capital Securities Ltd, see Annexure C)
CBA Markets Limited ACN 003 485 952	Friday, 12 August 2016	N/A		104,847 Ordinary shares (borrowed from Barclays Capital Securities Ltd, see Annexure C)
CBA Markets Limited ACN 003 485 952	Monday, 15 August 2016	N/A		17,808 Ordinary shares (borrowed from Barclays Capital Securities Ltd, see Annexure C)
CBA Markets Limited ACN 003 485 952	Tuesday, 16 August 2016	N/A		48,806 Ordinary shares (borrowed from Barclays Capital Securities Ltd, see Annexure C)
CBA Markets Limited ACN 003 485 952	Wednesday, 17 August 2016	N/A		55,949 Ordinary shares (borrowed from Barclays Capital Securities Ltd, see Annexure C)
CBA Markets Limited ACN 003 485 952	Tuesday, 23 August 2016	N/A		164,753 Ordinary shares (borrowed from Barclays Capital Securities Ltd,

				see Annexure C)
CBA Markets Limited ACN 003 485 952	Monday, 29 August 2016	N/A		122,545 Ordinary shares (borrowed from Barclays Capital Securities Ltd, see Annexure C)
CBA Markets Limited ACN 003 485 952	Tuesday, 30 August 2016	N/A		17,808 Ordinary shares (borrowed from Barclays Capital Securities Ltd, see Annexure C)
CBA Markets Limited ACN 003 485 952	Friday, 2 September 2016	N/A		142,006 Ordinary shares (borrowed from Barclays Capital Securities Ltd, see Annexure C)
CBA Markets Limited ACN 003 485 952	Monday, 5 September 2016	N/A		117,856 Ordinary shares (borrowed from Barclays Capital Securities Ltd, see Annexure C)
CBA Markets Limited ACN 003 485 952	Tuesday, 6 September 2016	N/A		17,808 Ordinary shares (borrowed from Barclays Capital Securities Ltd, see Annexure C)
CBA Markets Limited ACN 003 485 952	Wednesday, 7 September 2016	N/A		17,808 Ordinary shares (borrowed from Barclays Capital Securities Ltd, see Annexure C)
CBA Markets Limited ACN 003 485 952	Thursday, 8 September 2016	N/A		87,808 Ordinary shares (borrowed from Barclays Capital Securities Ltd, see Annexure C)
CBA Markets Limited ACN 003 485 952	Friday, 9 September 2016	N/A		83,837 Ordinary shares (borrowed from Barclays Capital Securities Ltd, see Annexure C)
CBA Markets Limited ACN 003 485 952	Monday, 12 September 2016	N/A		17,808 Ordinary shares (borrowed from Barclays Capital Securities Ltd, see Annexure C)
CBA Markets Limited ACN 003 485 952	Tuesday, 13 September 2016	N/A		124,892 Ordinary shares (borrowed from Barclays Capital Securities Ltd, see Annexure C)
CBA Markets Limited ACN 003 485 952	Wednesday, 14 September 2016	N/A		317,875 Ordinary shares (borrowed from Barclays Capital Securities Ltd, see Annexure C)
CBA Markets Limited	Thursday, 15 September	N/A		80,570 Ordinary shares (borrowed from Barclays

ACN 003 485 952	2016			Capital Securities Ltd, see Annexure C)
CBA Markets Limited ACN 003 485 952	Friday, 16 September 2016	N/A		36,361 Ordinary shares (borrowed from Barclays Capital Securities Ltd, see Annexure C)
CBA Markets Limited ACN 003 485 952	Monday, 19 September 2016	N/A		17,808 Ordinary shares (borrowed from Barclays Capital Securities Ltd, see Annexure C)
CBA Markets Limited ACN 003 485 952	Tuesday, 20 September 2016	N/A		17,808 Ordinary shares (borrowed from Barclays Capital Securities Ltd, see Annexure C)
CBA Markets Limited ACN 003 485 952	Tuesday, 27 September 2016	N/A		176,627 Ordinary shares (borrowed from Barclays Capital Securities Ltd, see Annexure C)
CBA Markets Limited ACN 003 485 952	Wednesday, 28 September 2016	N/A		238,947 Ordinary shares (borrowed from Barclays Capital Securities Ltd, see Annexure C)
CBA Markets Limited ACN 003 485 952	Friday, 27 May 2016	99,391.11		5,201 Ordinary shares
CBA Markets Limited ACN 003 485 952	Friday, 27 May 2016	7,789.98		407 Ordinary shares
CBA Markets Limited ACN 003 485 952	Friday, 27 May 2016	15,492.35		809 Ordinary shares
CBA Markets Limited ACN 003 485 952	Friday, 27 May 2016	4,404.50		230 Ordinary shares
CBA Markets Limited ACN 003 485 952	Friday, 27 May 2016	172.35		9 Ordinary shares
CBA Markets Limited ACN 003 485 952	Friday, 27 May 2016	17,272.17		901 Ordinary shares
CBA Markets Limited ACN 003 485 952	Friday, 27 May 2016	5,463.45		285 Ordinary shares
CBA Markets Limited ACN 003 485 952	Friday, 27 May 2016	5,156.73		269 Ordinary shares
CBA Markets Limited ACN 003 485 952	Friday, 27 May 2016	27,877.80		1,455 Ordinary shares
CBA Markets Limited	Friday, 27 May 2016	12,217.60		640 Ordinary shares

ACN 003 485 952				
CBA Markets Limited ACN 003 485 952	Friday, 27 May 2016	15,558.35		815 Ordinary shares
CBA Markets Limited ACN 003 485 952	Friday, 27 May 2016	4,078.84		214 Ordinary shares
CBA Markets Limited ACN 003 485 952	Friday, 27 May 2016	23,647.26		1,241 Ordinary shares
CBA Markets Limited ACN 003 485 952	Friday, 27 May 2016	27,093.60		1,420 Ordinary shares
CBA Markets Limited ACN 003 485 952	Friday, 27 May 2016	11,925.54		627 Ordinary shares
CBA Markets Limited ACN 003 485 952	Friday, 27 May 2016	11,088.66		583 Ordinary shares
CBA Markets Limited ACN 003 485 952	Friday, 27 May 2016	2,074.27		109 Ordinary shares
CBA Markets Limited ACN 003 485 952	Friday, 27 May 2016	2,911.59		153 Ordinary shares
CBA Markets Limited ACN 003 485 952	Friday, 27 May 2016	513.81		27 Ordinary shares
CBA Markets Limited ACN 003 485 952	Friday, 27 May 2016	285.45		15 Ordinary shares
CBA Markets Limited ACN 003 485 952	Friday, 27 May 2016	10,485.53		551 Ordinary shares
CBA Markets Limited ACN 003 485 952	Friday, 27 May 2016	475.75		25 Ordinary shares
CBA Markets Limited ACN 003 485 952	Friday, 27 May 2016	6,660.50		350 Ordinary shares
CBA Markets Limited ACN 003 485 952	Friday, 27 May 2016	23,572.40		1,240 Ordinary shares
CBA Markets Limited ACN 003 485 952	Friday, 27 May 2016	1,427.25		75 Ordinary shares
CBA Markets Limited ACN 003 485 952	Friday, 27 May 2016	38.06		2 Ordinary shares
CBA Markets Limited ACN 003 485 952	Friday, 27 May 2016	5,138.10		270 Ordinary shares
CBA Markets Limited ACN 003 485 952	Friday, 27 May 2016	18,040.44		948 Ordinary shares

CBA Markets Limited ACN 003 485 952	Friday, 27 May 2016	14,950.88		784 Ordinary shares
CBA Markets Limited ACN 003 485 952	Friday, 27 May 2016	209.77		11 Ordinary shares
CBA Markets Limited ACN 003 485 952	Friday, 27 May 2016	7,818.70		410 Ordinary shares
CBA Markets Limited ACN 003 485 952	Friday, 27 May 2016	12,001.32		629 Ordinary shares
CBA Markets Limited ACN 003 485 952	Friday, 27 May 2016	6,410.88		336 Ordinary shares
CBA Markets Limited ACN 003 485 952	Friday, 27 May 2016	23,367.56		1,226 Ordinary shares
CBA Markets Limited ACN 003 485 952	Friday, 27 May 2016	4,364.74		229 Ordinary shares
CBA Markets Limited ACN 003 485 952	Friday, 27 May 2016	15,412.68		804 Ordinary shares
CBA Markets Limited ACN 003 485 952	Friday, 27 May 2016	12,479.67		651 Ordinary shares
CBA Markets Limited ACN 003 485 952	Friday, 27 May 2016	932.96		49 Ordinary shares
CBA Markets Limited ACN 003 485 952	Friday, 27 May 2016	8,168.16		429 Ordinary shares
CBA Markets Limited ACN 003 485 952	Friday, 27 May 2016	14,318.08		752 Ordinary shares
CBA Markets Limited ACN 003 485 952	Friday, 27 May 2016	4,933.95		259 Ordinary shares
CBA Markets Limited ACN 003 485 952	Monday, 30 May 2016	5,921.56		317 Ordinary shares
CBA Markets Limited ACN 003 485 952	Monday, 30 May 2016	18.68		1 Ordinary shares
CBA Markets Limited ACN 003 485 952	Monday, 30 May 2016	2,970.12		159 Ordinary shares
CBA Markets Limited ACN 003 485 952	Monday, 30 May 2016	990.04		53 Ordinary shares
CBA Markets Limited ACN 003 485 952	Monday, 30 May 2016	12,534.28		671 Ordinary shares
CBA Markets Limited	Monday, 30 May 2016	653.80		35 Ordinary shares

ACN 003 485 952				
CBA Markets Limited ACN 003 485 952	Monday, 30 May 2016	261.52		14 Ordinary shares
CBA Markets Limited ACN 003 485 952	Monday, 30 May 2016	15,163.20		810 Ordinary shares
CBA Markets Limited ACN 003 485 952	Monday, 30 May 2016	3,528.76		188 Ordinary shares
CBA Markets Limited ACN 003 485 952	Monday, 30 May 2016	18.77		1 Ordinary shares
CBA Markets Limited ACN 003 485 952	Monday, 30 May 2016	6,306.72		336 Ordinary shares
CBA Markets Limited ACN 003 485 952	Monday, 30 May 2016	18.77		1 Ordinary shares
CBA Markets Limited ACN 003 485 952	Monday, 30 May 2016	1,539.14		82 Ordinary shares
CBA Markets Limited ACN 003 485 952	Monday, 30 May 2016	656.95		35 Ordinary shares
CBA Markets Limited ACN 003 485 952	Monday, 30 May 2016	1,220.05		65 Ordinary shares
CBA Markets Limited ACN 003 485 952	Monday, 30 May 2016	14,021.19		747 Ordinary shares
CBA Markets Limited ACN 003 485 952	Monday, 30 May 2016	243.88		13 Ordinary shares
CBA Markets Limited ACN 003 485 952	Monday, 30 May 2016	21,761.60		1,160 Ordinary shares
CBA Markets Limited ACN 003 485 952	Monday, 30 May 2016	5,290.32		282 Ordinary shares
CBA Markets Limited ACN 003 485 952	Monday, 30 May 2016	8,052.33		429 Ordinary shares
CBA Markets Limited ACN 003 485 952	Monday, 30 May 2016	168.93		9 Ordinary shares
CBA Markets Limited ACN 003 485 952	Monday, 30 May 2016	5,293.14		282 Ordinary shares
CBA Markets Limited ACN 003 485 952	Monday, 30 May 2016	3,922.93		209 Ordinary shares
CBA Markets Limited ACN 003 485 952	Monday, 30 May 2016	976.04		52 Ordinary shares

CBA Markets Limited ACN 003 485 952	Monday, 30 May 2016	3,754.00		200 Ordinary shares
CBA Markets Limited ACN 003 485 952	Monday, 30 May 2016	262.78		14 Ordinary shares
CBA Markets Limited ACN 003 485 952	Monday, 30 May 2016	4,692.50		250 Ordinary shares
CBA Markets Limited ACN 003 485 952	Monday, 30 May 2016	168.93		9 Ordinary shares
CBA Markets Limited ACN 003 485 952	Monday, 30 May 2016	18.77		1 Ordinary shares
CBA Markets Limited ACN 003 485 952	Monday, 30 May 2016	10,111.29		541 Ordinary shares
CBA Markets Limited ACN 003 485 952	Monday, 30 May 2016	13,905.36		744 Ordinary shares
CBA Markets Limited ACN 003 485 952	Monday, 30 May 2016	4,707.36		252 Ordinary shares
CBA Markets Limited ACN 003 485 952	Monday, 30 May 2016	18,829.44		1,008 Ordinary shares
CBA Markets Limited ACN 003 485 952	Monday, 30 May 2016	10,453.20		562 Ordinary shares
CBA Markets Limited ACN 003 485 952	Monday, 30 May 2016	4,705.80		253 Ordinary shares
CBA Markets Limited ACN 003 485 952	Monday, 30 May 2016	13,543.00		725 Ordinary shares
CBA Markets Limited ACN 003 485 952	Monday, 30 May 2016	1,769.85		95 Ordinary shares
CBA Markets Limited ACN 003 485 952	Monday, 30 May 2016	11,252.52		604 Ordinary shares
CBA Markets Limited ACN 003 485 952	Monday, 30 May 2016	1,136.43		61 Ordinary shares
CBA Markets Limited ACN 003 485 952	Monday, 30 May 2016	1,637.68		88 Ordinary shares
CBA Markets Limited ACN 003 485 952	Monday, 30 May 2016	3,722.00		200 Ordinary shares
CBA Markets Limited ACN 003 485 952	Monday, 30 May 2016	5,396.90		290 Ordinary shares
CBA Markets Limited	Monday, 30 May 2016	1,321.31		71 Ordinary shares

ACN 003 485 952				
CBA Markets Limited ACN 003 485 952	Monday, 30 May 2016	74.44		4 Ordinary shares
CBA Markets Limited ACN 003 485 952	Monday, 30 May 2016	1,805.17		97 Ordinary shares
CBA Markets Limited ACN 003 485 952	Monday, 30 May 2016	910.91		49 Ordinary shares
CBA Markets Limited ACN 003 485 952	Monday, 30 May 2016	855.14		46 Ordinary shares
CBA Markets Limited ACN 003 485 952	Monday, 30 May 2016	8,365.50		450 Ordinary shares
CBA Markets Limited ACN 003 485 952	Monday, 30 May 2016	3,718.00		200 Ordinary shares
CBA Markets Limited ACN 003 485 952	Monday, 30 May 2016	12,827.10		690 Ordinary shares
CBA Markets Limited ACN 003 485 952	Monday, 30 May 2016	6,867.20		370 Ordinary shares
CBA Markets Limited ACN 003 485 952	Monday, 30 May 2016	5,568.00		300 Ordinary shares
CBA Markets Limited ACN 003 485 952	Monday, 30 May 2016	5,183.82		279 Ordinary shares
CBA Markets Limited ACN 003 485 952	Monday, 30 May 2016	3,065.70		165 Ordinary shares
CBA Markets Limited ACN 003 485 952	Monday, 30 May 2016	3,734.58		201 Ordinary shares
CBA Markets Limited ACN 003 485 952	Monday, 30 May 2016	27,092.10		1,455 Ordinary shares
CBA Markets Limited ACN 003 485 952	Monday, 30 May 2016	4,896.78		262 Ordinary shares
CBA Markets Limited ACN 003 485 952	Tuesday, 31 May 2016	1,911.00		100 Ordinary shares
CBA Markets Limited ACN 003 485 952	Tuesday, 31 May 2016	2,829.76		148 Ordinary shares
CBA Markets Limited ACN 003 485 952	Tuesday, 31 May 2016	3,154.80		165 Ordinary shares
CBA Markets Limited ACN 003 485 952	Tuesday, 31 May 2016	3,231.28		169 Ordinary shares



CBA Markets Limited ACN 003 485 952	Tuesday, 31 May 2016	4,512.32		236 Ordinary shares
CBA Markets Limited ACN 003 485 952	Tuesday, 31 May 2016	7,112.64		372 Ordinary shares
CBA Markets Limited ACN 003 485 952	Tuesday, 31 May 2016	19,484.52		1,018 Ordinary shares
CBA Markets Limited ACN 003 485 952	Tuesday, 31 May 2016	1,282.38		67 Ordinary shares
CBA Markets Limited ACN 003 485 952	Tuesday, 31 May 2016	22,884.25		1,195 Ordinary shares
CBA Markets Limited ACN 003 485 952	Tuesday, 31 May 2016	15,856.20		828 Ordinary shares
CBA Markets Limited ACN 003 485 952	Tuesday, 31 May 2016	7,219.55		377 Ordinary shares
CBA Markets Limited ACN 003 485 952	Tuesday, 31 May 2016	6,556.14		342 Ordinary shares
CBA Markets Limited ACN 003 485 952	Tuesday, 31 May 2016	5,367.60		280 Ordinary shares
CBA Markets Limited ACN 003 485 952	Tuesday, 31 May 2016	5,367.60		280 Ordinary shares
CBA Markets Limited ACN 003 485 952	Tuesday, 31 May 2016	364.23		19 Ordinary shares
CBA Markets Limited ACN 003 485 952	Tuesday, 31 May 2016	555.93		29 Ordinary shares
CBA Markets Limited ACN 003 485 952	Tuesday, 31 May 2016	5,367.60		280 Ordinary shares
CBA Markets Limited ACN 003 485 952	Tuesday, 31 May 2016	19,074.15		995 Ordinary shares
CBA Markets Limited ACN 003 485 952	Tuesday, 31 May 2016	13,062.95		685 Ordinary shares
CBA Markets Limited ACN 003 485 952	Tuesday, 31 May 2016	13,744.80		720 Ordinary shares
CBA Markets Limited ACN 003 485 952	Tuesday, 31 May 2016	859.05		45 Ordinary shares
CBA Markets Limited ACN 003 485 952	Tuesday, 31 May 2016	27,658.26		1,458 Ordinary shares
CBA Markets Limited	Tuesday, 31 May 2016	92,108.10		4,830 Ordinary shares

ACN 003 485 952				
CBA Markets Limited ACN 003 485 952	Tuesday, 31 May 2016	19,714.20		1,030 Ordinary shares
CBA Markets Limited ACN 003 485 952	Tuesday, 31 May 2016	76.80		4 Ordinary shares
CBA Markets Limited ACN 003 485 952	Tuesday, 31 May 2016	537.60		28 Ordinary shares
CBA Markets Limited ACN 003 485 952	Tuesday, 31 May 2016	3,744.00		195 Ordinary shares
CBA Markets Limited ACN 003 485 952	Tuesday, 31 May 2016	3,552.00		185 Ordinary shares
CBA Markets Limited ACN 003 485 952	Tuesday, 31 May 2016	3,628.80		189 Ordinary shares
CBA Markets Limited ACN 003 485 952	Tuesday, 31 May 2016	2,284.80		119 Ordinary shares
CBA Markets Limited ACN 003 485 952	Tuesday, 31 May 2016	3,744.00		195 Ordinary shares
CBA Markets Limited ACN 003 485 952	Tuesday, 31 May 2016	17,184.00		895 Ordinary shares
CBA Markets Limited ACN 003 485 952	Tuesday, 31 May 2016	15,191.70		790 Ordinary shares
CBA Markets Limited ACN 003 485 952	Tuesday, 31 May 2016	15,648.00		815 Ordinary shares
CBA Markets Limited ACN 003 485 952	Tuesday, 31 May 2016	1,914.00		100 Ordinary shares
CBA Markets Limited ACN 003 485 952	Tuesday, 31 May 2016	11,388.30		595 Ordinary shares
CBA Markets Limited ACN 003 485 952	Wednesday, 1 June 2016	233.16		12 Ordinary shares
CBA Markets Limited ACN 003 485 952	Wednesday, 1 June 2016	28,037.49		1,443 Ordinary shares
CBA Markets Limited ACN 003 485 952	Wednesday, 1 June 2016	7,868.28		406 Ordinary shares
CBA Markets Limited ACN 003 485 952	Wednesday, 1 June 2016	5,697.72		294 Ordinary shares
CBA Markets Limited ACN 003 485 952	Wednesday, 1 June 2016	13,594.00		700 Ordinary shares

CBA Markets Limited ACN 003 485 952	Wednesday, 1 June 2016	13,399.80		690 Ordinary shares
CBA Markets Limited ACN 003 485 952	Friday, 3 June 2016	25,123.00		1,295 Ordinary shares
CBA Markets Limited ACN 003 485 952	Friday, 3 June 2016	59.43		3 Ordinary shares
CBA Markets Limited ACN 003 485 952	Friday, 3 June 2016	19.81		1 Ordinary shares
CBA Markets Limited ACN 003 485 952	Friday, 3 June 2016	1,862.14		94 Ordinary shares
CBA Markets Limited ACN 003 485 952	Friday, 3 June 2016	3,783.71		191 Ordinary shares
CBA Markets Limited ACN 003 485 952	Friday, 3 June 2016	11,989.20		618 Ordinary shares
CBA Markets Limited ACN 003 485 952	Friday, 3 June 2016	1,765.40		91 Ordinary shares
CBA Markets Limited ACN 003 485 952	Friday, 3 June 2016	1,280.40		66 Ordinary shares
CBA Markets Limited ACN 003 485 952	Friday, 3 June 2016	17,613.60		895 Ordinary shares
CBA Markets Limited ACN 003 485 952	Friday, 3 June 2016	15,196.41		771 Ordinary shares
CBA Markets Limited ACN 003 485 952	Friday, 3 June 2016	1,754.19		89 Ordinary shares
CBA Markets Limited ACN 003 485 952	Friday, 3 June 2016	2,220.45		113 Ordinary shares
CBA Markets Limited ACN 003 485 952	Friday, 3 June 2016	14,973.30		762 Ordinary shares
CBA Markets Limited ACN 003 485 952	Friday, 3 June 2016	713.52		36 Ordinary shares
CBA Markets Limited ACN 003 485 952	Friday, 3 June 2016	852.26		43 Ordinary shares
CBA Markets Limited ACN 003 485 952	Friday, 3 June 2016	1,248.66		63 Ordinary shares
CBA Markets Limited ACN 003 485 952	Friday, 3 June 2016	1,982.00		100 Ordinary shares
CBA Markets Limited	Friday, 3 June 2016	5,727.98		289 Ordinary shares

ACN 003 485 952				
CBA Markets Limited ACN 003 485 952	Friday, 3 June 2016	2,081.10		105 Ordinary shares
CBA Markets Limited ACN 003 485 952	Friday, 3 June 2016	59.46		3 Ordinary shares
CBA Markets Limited ACN 003 485 952	Friday, 3 June 2016	10,068.56		508 Ordinary shares
CBA Markets Limited ACN 003 485 952	Friday, 3 June 2016	1,226.98		62 Ordinary shares
CBA Markets Limited ACN 003 485 952	Friday, 3 June 2016	633.28		32 Ordinary shares
CBA Markets Limited ACN 003 485 952	Friday, 3 June 2016	2,038.37		103 Ordinary shares
CBA Markets Limited ACN 003 485 952	Friday, 3 June 2016	5,818.26		294 Ordinary shares
CBA Markets Limited ACN 003 485 952	Friday, 3 June 2016	8,014.95		405 Ordinary shares
CBA Markets Limited ACN 003 485 952	Friday, 3 June 2016	752.02		38 Ordinary shares
CBA Markets Limited ACN 003 485 952	Friday, 3 June 2016	7,025.45		355 Ordinary shares
CBA Markets Limited ACN 003 485 952	Friday, 3 June 2016	1,899.84		96 Ordinary shares
CBA Markets Limited ACN 003 485 952	Friday, 3 June 2016	1,545.96		78 Ordinary shares
CBA Markets Limited ACN 003 485 952	Friday, 3 June 2016	26,221.75		1,325 Ordinary shares
CBA Markets Limited ACN 003 485 952	Friday, 3 June 2016	14,503.84		734 Ordinary shares
CBA Markets Limited ACN 003 485 952	Friday, 3 June 2016	2,964.00		150 Ordinary shares
CBA Markets Limited ACN 003 485 952	Friday, 3 June 2016	75,996.96		3,846 Ordinary shares
CBA Markets Limited ACN 003 485 952	Friday, 3 June 2016	23,724.00		1,200 Ordinary shares
CBA Markets Limited ACN 003 485 952	Friday, 3 June 2016	5,150.60		260 Ordinary shares

CBA Markets Limited ACN 003 485 952	Friday, 3 June 2016	14,877.31		751 Ordinary shares
CBA Markets Limited ACN 003 485 952	Friday, 3 June 2016	12,934.25		665 Ordinary shares
CBA Markets Limited ACN 003 485 952	Friday, 3 June 2016	1,169.68		59 Ordinary shares
CBA Markets Limited ACN 003 485 952	Friday, 3 June 2016	7,614.72		384 Ordinary shares
CBA Markets Limited ACN 003 485 952	Friday, 3 June 2016	634.56		32 Ordinary shares
CBA Markets Limited ACN 003 485 952	Friday, 3 June 2016	1,983.00		100 Ordinary shares
CBA Markets Limited ACN 003 485 952	Friday, 3 June 2016	6,107.64		308 Ordinary shares
CBA Markets Limited ACN 003 485 952	Friday, 3 June 2016	5,254.95		265 Ordinary shares
CBA Markets Limited ACN 003 485 952	Friday, 3 June 2016	39.66		2 Ordinary shares
CBA Markets Limited ACN 003 485 952	Friday, 3 June 2016	2,875.35		145 Ordinary shares
CBA Markets Limited ACN 003 485 952	Friday, 3 June 2016	4,362.60		220 Ordinary shares
CBA Markets Limited ACN 003 485 952	Friday, 3 June 2016	6,722.37		339 Ordinary shares
CBA Markets Limited ACN 003 485 952	Friday, 3 June 2016	4,045.32		204 Ordinary shares
CBA Markets Limited ACN 003 485 952	Friday, 3 June 2016	8,407.92		424 Ordinary shares
CBA Markets Limited ACN 003 485 952	Friday, 3 June 2016	138.81		7 Ordinary shares
CBA Markets Limited ACN 003 485 952	Friday, 3 June 2016	19.83		1 Ordinary shares
CBA Markets Limited ACN 003 485 952	Friday, 3 June 2016	5,155.80		260 Ordinary shares
CBA Markets Limited ACN 003 485 952	Monday, 6 June 2016	18,917.55		865 Ordinary shares
CBA Markets Limited	Monday, 6 June 2016	486.20		22 Ordinary shares

ACN 003 485 952				
CBA Markets Limited ACN 003 485 952	Monday, 6 June 2016	18,851.30		853 Ordinary shares
CBA Markets Limited ACN 003 485 952	Monday, 6 June 2016	18,844.50		850 Ordinary shares
CBA Markets Limited ACN 003 485 952	Monday, 6 June 2016	19,135.00		860 Ordinary shares
CBA Markets Limited ACN 003 485 952	Monday, 6 June 2016	18,929.70		855 Ordinary shares
CBA Markets Limited ACN 003 485 952	Monday, 6 June 2016	16,758.00		760 Ordinary shares
CBA Markets Limited ACN 003 485 952	Monday, 6 June 2016	18,538.80		840 Ordinary shares
CBA Markets Limited ACN 003 485 952	Monday, 6 June 2016	1,985.40		90 Ordinary shares
CBA Markets Limited ACN 003 485 952	Monday, 6 June 2016	9,684.34		439 Ordinary shares
CBA Markets Limited ACN 003 485 952	Monday, 6 June 2016	1,786.86		81 Ordinary shares
CBA Markets Limited ACN 003 485 952	Monday, 6 June 2016	4,412.00		200 Ordinary shares
CBA Markets Limited ACN 003 485 952	Monday, 6 June 2016	2,470.72		112 Ordinary shares
CBA Markets Limited ACN 003 485 952	Monday, 6 June 2016	176.48		8 Ordinary shares
CBA Markets Limited ACN 003 485 952	Monday, 6 June 2016	13,585.35		615 Ordinary shares
CBA Markets Limited ACN 003 485 952	Monday, 6 June 2016	19,079.10		870 Ordinary shares
CBA Markets Limited ACN 003 485 952	Monday, 6 June 2016	22,215.60		1,020 Ordinary shares
CBA Markets Limited ACN 003 485 952	Monday, 6 June 2016	16,511.85		755 Ordinary shares
CBA Markets Limited ACN 003 485 952	Monday, 6 June 2016	13,874.75		635 Ordinary shares
CBA Markets Limited ACN 003 485 952	Monday, 6 June 2016	12,650.00		575 Ordinary shares

CBA Markets Limited ACN 003 485 952	Monday, 6 June 2016	110.00		5 Ordinary shares
CBA Markets Limited ACN 003 485 952	Monday, 6 June 2016	18,315.00		825 Ordinary shares
CBA Markets Limited ACN 003 485 952	Monday, 6 June 2016	19,580.00		880 Ordinary shares
CBA Markets Limited ACN 003 485 952	Monday, 6 June 2016	19,228.95		865 Ordinary shares
CBA Markets Limited ACN 003 485 952	Monday, 6 June 2016	12,237.75		555 Ordinary shares
CBA Markets Limited ACN 003 485 952	Monday, 6 June 2016	11,602.50		525 Ordinary shares
CBA Markets Limited ACN 003 485 952	Monday, 6 June 2016	44.16		2 Ordinary shares
CBA Markets Limited ACN 003 485 952	Monday, 6 June 2016	13,203.84		598 Ordinary shares
CBA Markets Limited ACN 003 485 952	Tuesday, 7 June 2016	26,798.03		1,247 Ordinary shares
CBA Markets Limited ACN 003 485 952	Tuesday, 7 June 2016	20,200.60		940 Ordinary shares
CBA Markets Limited ACN 003 485 952	Tuesday, 7 June 2016	4,994.00		227 Ordinary shares
CBA Markets Limited ACN 003 485 952	Tuesday, 7 June 2016	17,176.00		800 Ordinary shares
CBA Markets Limited ACN 003 485 952	Tuesday, 7 June 2016	26,511.20		1,240 Ordinary shares
CBA Markets Limited ACN 003 485 952	Wednesday, 8 June 2016	14,313.48		659 Ordinary shares
CBA Markets Limited ACN 003 485 952	Wednesday, 8 June 2016	2,410.92		111 Ordinary shares
CBA Markets Limited ACN 003 485 952	Wednesday, 8 June 2016	1,387.20		64 Ordinary shares
CBA Markets Limited ACN 003 485 952	Wednesday, 8 June 2016	21.68		1 Ordinary shares
CBA Markets Limited ACN 003 485 952	Wednesday, 8 June 2016	1,582.28		73 Ordinary shares
CBA Markets Limited	Wednesday, 8 June	4,119.20		190 Ordinary shares

ACN 003 485 952	2016			
CBA Markets Limited ACN 003 485 952	Wednesday, 8 June 2016	1,344.16		62 Ordinary shares
CBA Markets Limited ACN 003 485 952	Wednesday, 8 June 2016	693.76		32 Ordinary shares
CBA Markets Limited ACN 003 485 952	Wednesday, 8 June 2016	3,902.40		180 Ordinary shares
CBA Markets Limited ACN 003 485 952	Wednesday, 8 June 2016	7,111.04		328 Ordinary shares
CBA Markets Limited ACN 003 485 952	Wednesday, 8 June 2016	651.00		30 Ordinary shares
CBA Markets Limited ACN 003 485 952	Wednesday, 8 June 2016	11,978.40		552 Ordinary shares
CBA Markets Limited ACN 003 485 952	Wednesday, 8 June 2016	2,864.40		132 Ordinary shares
CBA Markets Limited ACN 003 485 952	Wednesday, 8 June 2016	5,445.44		251 Ordinary shares
CBA Markets Limited ACN 003 485 952	Wednesday, 8 June 2016	2,057.70		95 Ordinary shares
CBA Markets Limited ACN 003 485 952	Wednesday, 8 June 2016	6,692.94		309 Ordinary shares
CBA Markets Limited ACN 003 485 952	Wednesday, 8 June 2016	2,274.30		105 Ordinary shares
CBA Markets Limited ACN 003 485 952	Wednesday, 8 June 2016	216.60		10 Ordinary shares
CBA Markets Limited ACN 003 485 952	Wednesday, 8 June 2016	931.81		43 Ordinary shares
CBA Markets Limited ACN 003 485 952	Wednesday, 8 June 2016	281.97		13 Ordinary shares
CBA Markets Limited ACN 003 485 952	Wednesday, 8 June 2016	6,008.13		277 Ordinary shares
CBA Markets Limited ACN 003 485 952	Wednesday, 8 June 2016	3,058.29		141 Ordinary shares
CBA Markets Limited ACN 003 485 952	Wednesday, 8 June 2016	14,720.72		679 Ordinary shares
CBA Markets Limited ACN 003 485 952	Wednesday, 8 June 2016	21.67		1 Ordinary shares



CBA Markets Limited ACN 003 485 952	Wednesday, 8 June 2016	4,160.64		192 Ordinary shares
CBA Markets Limited ACN 003 485 952	Wednesday, 8 June 2016	10,884.92		503 Ordinary shares
CBA Markets Limited ACN 003 485 952	Wednesday, 8 June 2016	3,592.24		166 Ordinary shares
CBA Markets Limited ACN 003 485 952	Wednesday, 8 June 2016	432.80		20 Ordinary shares
CBA Markets Limited ACN 003 485 952	Wednesday, 8 June 2016	1,493.16		69 Ordinary shares
CBA Markets Limited ACN 003 485 952	Wednesday, 8 June 2016	1,233.48		57 Ordinary shares
CBA Markets Limited ACN 003 485 952	Wednesday, 8 June 2016	1,197.90		55 Ordinary shares
CBA Markets Limited ACN 003 485 952	Wednesday, 8 June 2016	3,984.82		183 Ordinary shares
CBA Markets Limited ACN 003 485 952	Wednesday, 8 June 2016	2,025.07		93 Ordinary shares
CBA Markets Limited ACN 003 485 952	Wednesday, 8 June 2016	21,937.20		1,010 Ordinary shares
CBA Markets Limited ACN 003 485 952	Wednesday, 8 June 2016	936.97		43 Ordinary shares
CBA Markets Limited ACN 003 485 952	Wednesday, 8 June 2016	6,579.00		300 Ordinary shares
CBA Markets Limited ACN 003 485 952	Wednesday, 8 June 2016	87.72		4 Ordinary shares
CBA Markets Limited ACN 003 485 952	Wednesday, 8 June 2016	3,486.87		159 Ordinary shares
CBA Markets Limited ACN 003 485 952	Wednesday, 8 June 2016	2,697.39		123 Ordinary shares
CBA Markets Limited ACN 003 485 952	Wednesday, 8 June 2016	5,701.80		260 Ordinary shares
CBA Markets Limited ACN 003 485 952	Wednesday, 8 June 2016	4,386.00		200 Ordinary shares
CBA Markets Limited ACN 003 485 952	Wednesday, 8 June 2016	241.23		11 Ordinary shares
CBA Markets Limited	Wednesday, 8 June	4,013.19		183 Ordinary shares

ACN 003 485 952	2016			
CBA Markets Limited ACN 003 485 952	Wednesday, 8 June 2016	153.30		7 Ordinary shares
CBA Markets Limited ACN 003 485 952	Wednesday, 8 June 2016	4,226.70		193 Ordinary shares
CBA Markets Limited ACN 003 485 952	Wednesday, 8 June 2016	328.50		15 Ordinary shares
CBA Markets Limited ACN 003 485 952	Wednesday, 8 June 2016	2,759.40		126 Ordinary shares
CBA Markets Limited ACN 003 485 952	Wednesday, 8 June 2016	372.30		17 Ordinary shares
CBA Markets Limited ACN 003 485 952	Wednesday, 8 June 2016	5,627.02		257 Ordinary shares
CBA Markets Limited ACN 003 485 952	Wednesday, 8 June 2016	239.69		11 Ordinary shares
CBA Markets Limited ACN 003 485 952	Wednesday, 8 June 2016	6,758.00		310 Ordinary shares
CBA Markets Limited ACN 003 485 952	Wednesday, 8 June 2016	20,246.10		930 Ordinary shares
CBA Markets Limited ACN 003 485 952	Wednesday, 8 June 2016	16,980.60		780 Ordinary shares
CBA Markets Limited ACN 003 485 952	Wednesday, 8 June 2016	1,566.72		72 Ordinary shares
CBA Markets Limited ACN 003 485 952	Wednesday, 8 June 2016	18,343.68		843 Ordinary shares
CBA Markets Limited ACN 003 485 952	Wednesday, 8 June 2016	9,352.20		429 Ordinary shares
CBA Markets Limited ACN 003 485 952	Wednesday, 8 June 2016	16,503.69		763 Ordinary shares
CBA Markets Limited ACN 003 485 952	Wednesday, 8 June 2016	43,433.04		2,008 Ordinary shares
CBA Markets Limited ACN 003 485 952	Wednesday, 8 June 2016	56,324.52		2,604 Ordinary shares
CBA Markets Limited ACN 003 485 952	Wednesday, 8 June 2016	4,428.84		204 Ordinary shares
CBA Markets Limited ACN 003 485 952	Wednesday, 8 June 2016	9,443.85		435 Ordinary shares

CBA Markets Limited ACN 003 485 952	Wednesday, 8 June 2016	5,145.27		237 Ordinary shares
CBA Markets Limited ACN 003 485 952	Wednesday, 8 June 2016	3,343.34		154 Ordinary shares
CBA Markets Limited ACN 003 485 952	Wednesday, 8 June 2016	17,900.60		820 Ordinary shares
CBA Markets Limited ACN 003 485 952	Wednesday, 8 June 2016	3,007.02		138 Ordinary shares
CBA Markets Limited ACN 003 485 952	Wednesday, 8 June 2016	3,159.55		145 Ordinary shares
CBA Markets Limited ACN 003 485 952	Wednesday, 8 June 2016	8,258.41		379 Ordinary shares
CBA Markets Limited ACN 003 485 952	Wednesday, 8 June 2016	763.70		35 Ordinary shares
CBA Markets Limited ACN 003 485 952	Wednesday, 8 June 2016	9,758.01		447 Ordinary shares
CBA Markets Limited ACN 003 485 952	Wednesday, 8 June 2016	2,466.79		113 Ordinary shares
CBA Markets Limited ACN 003 485 952	Wednesday, 8 June 2016	6,205.88		285 Ordinary shares
CBA Markets Limited ACN 003 485 952	Wednesday, 8 June 2016	1,937.97		89 Ordinary shares
CBA Markets Limited ACN 003 485 952	Thursday, 9 June 2016	11,070.00		500 Ordinary shares
CBA Markets Limited ACN 003 485 952	Thursday, 9 June 2016	1,614.03		73 Ordinary shares
CBA Markets Limited ACN 003 485 952	Thursday, 9 June 2016	2,962.74		134 Ordinary shares
CBA Markets Limited ACN 003 485 952	Thursday, 9 June 2016	2,122.56		96 Ordinary shares
CBA Markets Limited ACN 003 485 952	Thursday, 9 June 2016	2,123.52		96 Ordinary shares
CBA Markets Limited ACN 003 485 952	Thursday, 9 June 2016	19,598.32		886 Ordinary shares
CBA Markets Limited ACN 003 485 952	Thursday, 9 June 2016	3,760.40		170 Ordinary shares
CBA Markets Limited	Thursday, 9 June 2016	27,318.20		1,235 Ordinary shares

ACN 003 485 952				
CBA Markets Limited ACN 003 485 952	Thursday, 9 June 2016	32,184.60		1,455 Ordinary shares
CBA Markets Limited ACN 003 485 952	Thursday, 9 June 2016	10,511.75		475 Ordinary shares
CBA Markets Limited ACN 003 485 952	Thursday, 9 June 2016	2,214.00		100 Ordinary shares
CBA Markets Limited ACN 003 485 952	Thursday, 9 June 2016	13,284.00		600 Ordinary shares
CBA Markets Limited ACN 003 485 952	Thursday, 9 June 2016	20,027.65		905 Ordinary shares
CBA Markets Limited ACN 003 485 952	Thursday, 9 June 2016	33,794.02		1,534 Ordinary shares
CBA Markets Limited ACN 003 485 952	Friday, 10 June 2016	2,659.65		119 Ordinary shares
CBA Markets Limited ACN 003 485 952	Friday, 10 June 2016	6,660.30		298 Ordinary shares
CBA Markets Limited ACN 003 485 952	Friday, 10 June 2016	2,950.20		132 Ordinary shares
CBA Markets Limited ACN 003 485 952	Friday, 10 June 2016	8,560.05		383 Ordinary shares
CBA Markets Limited ACN 003 485 952	Friday, 10 June 2016	2,525.55		113 Ordinary shares
CBA Markets Limited ACN 003 485 952	Friday, 10 June 2016	7,916.50		355 Ordinary shares
CBA Markets Limited ACN 003 485 952	Friday, 10 June 2016	16,427.25		735 Ordinary shares
CBA Markets Limited ACN 003 485 952	Friday, 10 June 2016	2,077.16		93 Ordinary shares
CBA Markets Limited ACN 003 485 952	Friday, 10 June 2016	9,224.35		413 Ordinary shares
CBA Markets Limited ACN 003 485 952	Friday, 10 June 2016	16,792.50		750 Ordinary shares
CBA Markets Limited ACN 003 485 952	Friday, 10 June 2016	4,716.60		210 Ordinary shares
CBA Markets Limited ACN 003 485 952	Friday, 10 June 2016	1,145.46		51 Ordinary shares

CBA Markets Limited ACN 003 485 952	Friday, 10 June 2016	14,989.10		665 Ordinary shares
CBA Markets Limited ACN 003 485 952	Friday, 10 June 2016	2,851.15		127 Ordinary shares
CBA Markets Limited ACN 003 485 952	Friday, 10 June 2016	3,928.75		175 Ordinary shares
CBA Markets Limited ACN 003 485 952	Friday, 10 June 2016	8,579.72		382 Ordinary shares
CBA Markets Limited ACN 003 485 952	Friday, 10 June 2016	2,703.14		121 Ordinary shares
CBA Markets Limited ACN 003 485 952	Friday, 10 June 2016	5,800.60		260 Ordinary shares
CBA Markets Limited ACN 003 485 952	Friday, 10 June 2016	558.50		25 Ordinary shares
CBA Markets Limited ACN 003 485 952	Friday, 10 June 2016	3,574.40		160 Ordinary shares
CBA Markets Limited ACN 003 485 952	Friday, 10 June 2016	4,468.00		200 Ordinary shares
CBA Markets Limited ACN 003 485 952	Friday, 10 June 2016	1,094.66		49 Ordinary shares
CBA Markets Limited ACN 003 485 952	Friday, 10 June 2016	2,877.99		129 Ordinary shares
CBA Markets Limited ACN 003 485 952	Friday, 10 June 2016	5,242.85		235 Ordinary shares
CBA Markets Limited ACN 003 485 952	Friday, 10 June 2016	2,364.86		106 Ordinary shares
CBA Markets Limited ACN 003 485 952	Friday, 10 June 2016	1,295.72		58 Ordinary shares
CBA Markets Limited ACN 003 485 952	Friday, 10 June 2016	3,954.18		177 Ordinary shares
CBA Markets Limited ACN 003 485 952	Tuesday, 14 June 2016	17,077.92		757 Ordinary shares
CBA Markets Limited ACN 003 485 952	Wednesday, 15 June 2016	32,097.30		1,455 Ordinary shares
CBA Markets Limited ACN 003 485 952	Wednesday, 15 June 2016	25,121.30		1,145 Ordinary shares
CBA Markets Limited	Wednesday, 15 June	9,860.04		449 Ordinary shares

ACN 003 485 952	2016			
CBA Markets Limited ACN 003 485 952	Wednesday, 15 June 2016	11,162.37		509 Ordinary shares
CBA Markets Limited ACN 003 485 952	Wednesday, 15 June 2016	15,921.18		726 Ordinary shares
CBA Markets Limited ACN 003 485 952	Wednesday, 15 June 2016	10,230.40		460 Ordinary shares
CBA Markets Limited ACN 003 485 952	Wednesday, 15 June 2016	2,836.48		128 Ordinary shares
CBA Markets Limited ACN 003 485 952	Wednesday, 15 June 2016	3,806.36		172 Ordinary shares
CBA Markets Limited ACN 003 485 952	Wednesday, 15 June 2016	79,759.80		3,642 Ordinary shares
CBA Markets Limited ACN 003 485 952	Wednesday, 15 June 2016	680.76		31 Ordinary shares
CBA Markets Limited ACN 003 485 952	Wednesday, 15 June 2016	3,337.92		152 Ordinary shares
CBA Markets Limited ACN 003 485 952	Wednesday, 15 June 2016	19,342.40		880 Ordinary shares
CBA Markets Limited ACN 003 485 952	Wednesday, 15 June 2016	2,037.63		93 Ordinary shares
CBA Markets Limited ACN 003 485 952	Wednesday, 15 June 2016	4,910.64		222 Ordinary shares
CBA Markets Limited ACN 003 485 952	Thursday, 16 June 2016	32,879.20		1,460 Ordinary shares
CBA Markets Limited ACN 003 485 952	Thursday, 16 June 2016	704,184.15		31,035 Ordinary shares
CBA Markets Limited ACN 003 485 952	Thursday, 16 June 2016	6,018,454.43		265,247 Ordinary shares
CBA Markets Limited ACN 003 485 952	Friday, 17 June 2016	17,113.05		765 Ordinary shares
CBA Markets Limited ACN 003 485 952	Friday, 17 June 2016	16,524.20		740 Ordinary shares
CBA Markets Limited ACN 003 485 952	Friday, 17 June 2016	4,259.80		190 Ordinary shares
CBA Markets Limited ACN 003 485 952	Friday, 17 June 2016	9,990.00		450 Ordinary shares

CBA Markets Limited ACN 003 485 952	Friday, 17 June 2016	16,366.60		730 Ordinary shares
CBA Markets Limited ACN 003 485 952	Friday, 17 June 2016	20,168.24		904 Ordinary shares
CBA Markets Limited ACN 003 485 952	Friday, 17 June 2016	1,249.36		56 Ordinary shares
CBA Markets Limited ACN 003 485 952	Friday, 17 June 2016	4,897.32		222 Ordinary shares
CBA Markets Limited ACN 003 485 952	Friday, 17 June 2016	10,733.05		485 Ordinary shares
CBA Markets Limited ACN 003 485 952	Monday, 20 June 2016	6,114.56		281 Ordinary shares
CBA Markets Limited ACN 003 485 952	Monday, 20 June 2016	3,960.32		182 Ordinary shares
CBA Markets Limited ACN 003 485 952	Monday, 20 June 2016	108.80		5 Ordinary shares
CBA Markets Limited ACN 003 485 952	Monday, 20 June 2016	2,850.56		131 Ordinary shares
CBA Markets Limited ACN 003 485 952	Monday, 20 June 2016	2,850.56		131 Ordinary shares
CBA Markets Limited ACN 003 485 952	Monday, 20 June 2016	17,985.00		825 Ordinary shares
CBA Markets Limited ACN 003 485 952	Monday, 20 June 2016	18,077.40		830 Ordinary shares
CBA Markets Limited ACN 003 485 952	Monday, 20 June 2016	5,176.08		237 Ordinary shares
CBA Markets Limited ACN 003 485 952	Monday, 20 June 2016	7,746.10		355 Ordinary shares
CBA Markets Limited ACN 003 485 952	Monday, 20 June 2016	1,989.50		92 Ordinary shares
CBA Markets Limited ACN 003 485 952	Monday, 20 June 2016	14,467.13		669 Ordinary shares
CBA Markets Limited ACN 003 485 952	Monday, 20 June 2016	86,045.88		3,979 Ordinary shares
CBA Markets Limited ACN 003 485 952	Monday, 20 June 2016	198.18		9 Ordinary shares
CBA Markets Limited	Monday, 20 June 2016	44.04		2 Ordinary shares

ACN 003 485 952				
CBA Markets Limited ACN 003 485 952	Monday, 20 June 2016	264.24		12 Ordinary shares
CBA Markets Limited ACN 003 485 952	Monday, 20 June 2016	1,871.70		85 Ordinary shares
CBA Markets Limited ACN 003 485 952	Monday, 20 June 2016	2,819.40		127 Ordinary shares
CBA Markets Limited ACN 003 485 952	Monday, 20 June 2016	2,131.20		96 Ordinary shares
CBA Markets Limited ACN 003 485 952	Monday, 20 June 2016	5,129.49		233 Ordinary shares
CBA Markets Limited ACN 003 485 952	Monday, 20 June 2016	4,404.00		200 Ordinary shares
CBA Markets Limited ACN 003 485 952	Monday, 20 June 2016	4,778.34		217 Ordinary shares
CBA Markets Limited ACN 003 485 952	Monday, 20 June 2016	6,880.00		320 Ordinary shares
CBA Markets Limited ACN 003 485 952	Monday, 20 June 2016	5,943.20		272 Ordinary shares
CBA Markets Limited ACN 003 485 952	Monday, 20 June 2016	79,927.30		3,658 Ordinary shares
CBA Markets Limited ACN 003 485 952	Tuesday, 21 June 2016	17,902.50		825 Ordinary shares
CBA Markets Limited ACN 003 485 952	Tuesday, 21 June 2016	5,003.65		229 Ordinary shares
CBA Markets Limited ACN 003 485 952	Tuesday, 21 June 2016	13,243.45		605 Ordinary shares
CBA Markets Limited ACN 003 485 952	Tuesday, 21 June 2016	3,044.30		140 Ordinary shares
CBA Markets Limited ACN 003 485 952	Tuesday, 21 June 2016	8,241.35		379 Ordinary shares
CBA Markets Limited ACN 003 485 952	Tuesday, 21 June 2016	4,154.25		191 Ordinary shares
CBA Markets Limited ACN 003 485 952	Tuesday, 21 June 2016	25,497.50		1,175 Ordinary shares
CBA Markets Limited ACN 003 485 952	Tuesday, 21 June 2016	1,758.51		81 Ordinary shares



CBA Markets Limited ACN 003 485 952	Tuesday, 21 June 2016	607.88		28 Ordinary shares
CBA Markets Limited ACN 003 485 952	Tuesday, 21 June 2016	4,342.00		200 Ordinary shares
CBA Markets Limited ACN 003 485 952	Tuesday, 21 June 2016	3,430.18		158 Ordinary shares
CBA Markets Limited ACN 003 485 952	Tuesday, 21 June 2016	5,839.99		269 Ordinary shares
CBA Markets Limited ACN 003 485 952	Tuesday, 21 June 2016	10,181.99		469 Ordinary shares
CBA Markets Limited ACN 003 485 952	Tuesday, 21 June 2016	18,522.00		840 Ordinary shares
CBA Markets Limited ACN 003 485 952	Tuesday, 21 June 2016	10,023.65		455 Ordinary shares
CBA Markets Limited ACN 003 485 952	Tuesday, 21 June 2016	4,565.60		208 Ordinary shares
CBA Markets Limited ACN 003 485 952	Tuesday, 21 June 2016	6,189.90		282 Ordinary shares
CBA Markets Limited ACN 003 485 952	Tuesday, 21 June 2016	5,756.14		262 Ordinary shares
CBA Markets Limited ACN 003 485 952	Tuesday, 21 June 2016	6,547.06		298 Ordinary shares
CBA Markets Limited ACN 003 485 952	Tuesday, 21 June 2016	13,540.80		620 Ordinary shares
CBA Markets Limited ACN 003 485 952	Tuesday, 21 June 2016	3,157.98		146 Ordinary shares
CBA Markets Limited ACN 003 485 952	Tuesday, 21 June 2016	13,262.04		612 Ordinary shares
CBA Markets Limited ACN 003 485 952	Tuesday, 21 June 2016	4,854.08		224 Ordinary shares
CBA Markets Limited ACN 003 485 952	Tuesday, 21 June 2016	43,773.40		2,020 Ordinary shares
CBA Markets Limited ACN 003 485 952	Tuesday, 21 June 2016	5,525.85		255 Ordinary shares
CBA Markets Limited ACN 003 485 952	Tuesday, 21 June 2016	17,357.67		801 Ordinary shares
CBA Markets Limited	Tuesday, 21 June 2016	59,917.55		2,765 Ordinary shares

ACN 003 485 952				
CBA Markets Limited ACN 003 485 952	Tuesday, 21 June 2016	49,906.01		2,303 Ordinary shares
CBA Markets Limited ACN 003 485 952	Tuesday, 21 June 2016	13,447.80		620 Ordinary shares
CBA Markets Limited ACN 003 485 952	Tuesday, 21 June 2016	43.40		2 Ordinary shares
CBA Markets Limited ACN 003 485 952	Tuesday, 21 June 2016	2,473.80		114 Ordinary shares
CBA Markets Limited ACN 003 485 952	Tuesday, 21 June 2016	1,953.90		90 Ordinary shares
CBA Markets Limited ACN 003 485 952	Tuesday, 21 June 2016	9,270.17		427 Ordinary shares
CBA Markets Limited ACN 003 485 952	Tuesday, 21 June 2016	1,367.73		63 Ordinary shares
CBA Markets Limited ACN 003 485 952	Tuesday, 21 June 2016	18,462.00		850 Ordinary shares
CBA Markets Limited ACN 003 485 952	Tuesday, 21 June 2016	20,921.20		965 Ordinary shares
CBA Markets Limited ACN 003 485 952	Tuesday, 21 June 2016	2,127.58		98 Ordinary shares
CBA Markets Limited ACN 003 485 952	Tuesday, 21 June 2016	13,683.60		630 Ordinary shares
CBA Markets Limited ACN 003 485 952	Tuesday, 21 June 2016	3,341.80		154 Ordinary shares
CBA Markets Limited ACN 003 485 952	Tuesday, 21 June 2016	15,211.70		701 Ordinary shares
CBA Markets Limited ACN 003 485 952	Tuesday, 21 June 2016	18,544.95		855 Ordinary shares
CBA Markets Limited ACN 003 485 952	Tuesday, 21 June 2016	18,604.80		855 Ordinary shares
CBA Markets Limited ACN 003 485 952	Tuesday, 21 June 2016	11,679.75		537 Ordinary shares
CBA Markets Limited ACN 003 485 952	Tuesday, 21 June 2016	13,671.00		630 Ordinary shares
CBA Markets Limited ACN 003 485 952	Tuesday, 21 June 2016	16,781.83		773 Ordinary shares

CBA Markets Limited ACN 003 485 952	Tuesday, 21 June 2016	18,370.30		845 Ordinary shares
CBA Markets Limited ACN 003 485 952	Tuesday, 21 June 2016	9,469.92		436 Ordinary shares
CBA Markets Limited ACN 003 485 952	Tuesday, 21 June 2016	6,059.88		279 Ordinary shares
CBA Markets Limited ACN 003 485 952	Wednesday, 22 June 2016	1,366.95		65 Ordinary shares
CBA Markets Limited ACN 003 485 952	Wednesday, 22 June 2016	2,103.00		100 Ordinary shares
CBA Markets Limited ACN 003 485 952	Wednesday, 22 June 2016	273.39		13 Ordinary shares
CBA Markets Limited ACN 003 485 952	Wednesday, 22 June 2016	13,886.00		655 Ordinary shares
CBA Markets Limited ACN 003 485 952	Wednesday, 22 June 2016	14,098.00		665 Ordinary shares
CBA Markets Limited ACN 003 485 952	Wednesday, 22 June 2016	14,416.00		680 Ordinary shares
CBA Markets Limited ACN 003 485 952	Wednesday, 22 June 2016	2,109.00		100 Ordinary shares
CBA Markets Limited ACN 003 485 952	Wednesday, 22 June 2016	1,898.10		90 Ordinary shares
CBA Markets Limited ACN 003 485 952	Wednesday, 22 June 2016	1,033.41		49 Ordinary shares
CBA Markets Limited ACN 003 485 952	Wednesday, 22 June 2016	4,766.34		226 Ordinary shares
CBA Markets Limited ACN 003 485 952	Wednesday, 22 June 2016	5,047.20		240 Ordinary shares
CBA Markets Limited ACN 003 485 952	Wednesday, 22 June 2016	1,687.20		80 Ordinary shares
CBA Markets Limited ACN 003 485 952	Wednesday, 22 June 2016	272.87		13 Ordinary shares
CBA Markets Limited ACN 003 485 952	Wednesday, 22 June 2016	3,447.28		164 Ordinary shares
CBA Markets Limited ACN 003 485 952	Wednesday, 22 June 2016	1,577.25		75 Ordinary shares
CBA Markets Limited	Wednesday, 22 June	22,417.98		1,066 Ordinary shares

ACN 003 485 952	2016			
CBA Markets Limited ACN 003 485 952	Wednesday, 22 June 2016	1,543.22		73 Ordinary shares
CBA Markets Limited ACN 003 485 952	Wednesday, 22 June 2016	16,425.78		777 Ordinary shares
CBA Markets Limited ACN 003 485 952	Wednesday, 22 June 2016	8,132.48		388 Ordinary shares
CBA Markets Limited ACN 003 485 952	Wednesday, 22 June 2016	14,483.10		690 Ordinary shares
CBA Markets Limited ACN 003 485 952	Wednesday, 22 June 2016	9,172.63		437 Ordinary shares
CBA Markets Limited ACN 003 485 952	Wednesday, 22 June 2016	4,878.72		231 Ordinary shares
CBA Markets Limited ACN 003 485 952	Wednesday, 22 June 2016	441.63		21 Ordinary shares
CBA Markets Limited ACN 003 485 952	Wednesday, 22 June 2016	757.08		36 Ordinary shares
CBA Markets Limited ACN 003 485 952	Wednesday, 22 June 2016	22,522.72		1,072 Ordinary shares
CBA Markets Limited ACN 003 485 952	Wednesday, 22 June 2016	2,237.66		106 Ordinary shares
CBA Markets Limited ACN 003 485 952	Wednesday, 22 June 2016	5,889.69		279 Ordinary shares
CBA Markets Limited ACN 003 485 952	Wednesday, 22 June 2016	10,744.99		509 Ordinary shares
CBA Markets Limited ACN 003 485 952	Wednesday, 22 June 2016	1,583.25		75 Ordinary shares
CBA Markets Limited ACN 003 485 952	Wednesday, 22 June 2016	21.11		1 Ordinary shares
CBA Markets Limited ACN 003 485 952	Wednesday, 22 June 2016	5,905.20		280 Ordinary shares
CBA Markets Limited ACN 003 485 952	Wednesday, 22 June 2016	14,341.20		680 Ordinary shares
CBA Markets Limited ACN 003 485 952	Wednesday, 22 June 2016	2,120.00		100 Ordinary shares
CBA Markets Limited ACN 003 485 952	Wednesday, 22 June 2016	4,240.00		200 Ordinary shares

CBA Markets Limited ACN 003 485 952	Wednesday, 22 June 2016	21.20		1 Ordinary shares
CBA Markets Limited ACN 003 485 952	Wednesday, 22 June 2016	8,480.00		400 Ordinary shares
CBA Markets Limited ACN 003 485 952	Wednesday, 22 June 2016	27,457.20		1,305 Ordinary shares
CBA Markets Limited ACN 003 485 952	Wednesday, 22 June 2016	2,008.30		95 Ordinary shares
CBA Markets Limited ACN 003 485 952	Wednesday, 22 June 2016	14,508.30		685 Ordinary shares
CBA Markets Limited ACN 003 485 952	Wednesday, 22 June 2016	17,392.20		820 Ordinary shares
CBA Markets Limited ACN 003 485 952	Wednesday, 22 June 2016	10,404.90		495 Ordinary shares
CBA Markets Limited ACN 003 485 952	Wednesday, 22 June 2016	11,532.20		545 Ordinary shares
CBA Markets Limited ACN 003 485 952	Wednesday, 22 June 2016	11,437.20		540 Ordinary shares
CBA Markets Limited ACN 003 485 952	Wednesday, 22 June 2016	9,632.35		455 Ordinary shares
CBA Markets Limited ACN 003 485 952	Wednesday, 22 June 2016	21.17		1 Ordinary shares
CBA Markets Limited ACN 003 485 952	Wednesday, 22 June 2016	1,354.88		64 Ordinary shares
CBA Markets Limited ACN 003 485 952	Wednesday, 22 June 2016	635.10		30 Ordinary shares
CBA Markets Limited ACN 003 485 952	Wednesday, 22 June 2016	21.08		1 Ordinary shares
CBA Markets Limited ACN 003 485 952	Wednesday, 22 June 2016	360.40		17 Ordinary shares
CBA Markets Limited ACN 003 485 952	Wednesday, 22 June 2016	2,056.40		97 Ordinary shares
CBA Markets Limited ACN 003 485 952	Wednesday, 22 June 2016	569.16		27 Ordinary shares
CBA Markets Limited ACN 003 485 952	Wednesday, 22 June 2016	16,312.45		770 Ordinary shares
CBA Markets Limited	Wednesday, 22 June	17,025.75		805 Ordinary shares

ACN 003 485 952	2016			
CBA Markets Limited ACN 003 485 952	Wednesday, 22 June 2016	11,510.40		545 Ordinary shares
CBA Markets Limited ACN 003 485 952	Wednesday, 22 June 2016	781.44		37 Ordinary shares
CBA Markets Limited ACN 003 485 952	Wednesday, 22 June 2016	1,855.04		88 Ordinary shares
CBA Markets Limited ACN 003 485 952	Wednesday, 22 June 2016	1,897.20		90 Ordinary shares
CBA Markets Limited ACN 003 485 952	Wednesday, 22 June 2016	1,774.08		84 Ordinary shares
CBA Markets Limited ACN 003 485 952	Wednesday, 22 June 2016	295.68		14 Ordinary shares
CBA Markets Limited ACN 003 485 952	Wednesday, 22 June 2016	633.60		30 Ordinary shares
CBA Markets Limited ACN 003 485 952	Wednesday, 22 June 2016	2,006.40		95 Ordinary shares
CBA Markets Limited ACN 003 485 952	Wednesday, 22 June 2016	63.24		3 Ordinary shares
CBA Markets Limited ACN 003 485 952	Wednesday, 22 June 2016	3,288.48		156 Ordinary shares
CBA Markets Limited ACN 003 485 952	Wednesday, 22 June 2016	2,487.44		118 Ordinary shares
CBA Markets Limited ACN 003 485 952	Wednesday, 22 June 2016	105.40		5 Ordinary shares
CBA Markets Limited ACN 003 485 952	Wednesday, 22 June 2016	569.16		27 Ordinary shares
CBA Markets Limited ACN 003 485 952	Thursday, 23 June 2016	19,260.00		900 Ordinary shares
CBA Markets Limited ACN 003 485 952	Thursday, 23 June 2016	5,217.21		243 Ordinary shares
CBA Markets Limited ACN 003 485 952	Thursday, 23 June 2016	4,013.02		187 Ordinary shares
CBA Markets Limited ACN 003 485 952	Thursday, 23 June 2016	12,408.50		575 Ordinary shares
CBA Markets Limited ACN 003 485 952	Thursday, 23 June 2016	4,318.00		200 Ordinary shares

CBA Markets Limited ACN 003 485 952	Thursday, 23 June 2016	215.90		10 Ordinary shares
CBA Markets Limited ACN 003 485 952	Thursday, 23 June 2016	3,346.45		155 Ordinary shares
CBA Markets Limited ACN 003 485 952	Thursday, 23 June 2016	3,670.30		170 Ordinary shares
CBA Markets Limited ACN 003 485 952	Thursday, 23 June 2016	23,403.45		1,085 Ordinary shares
CBA Markets Limited ACN 003 485 952	Thursday, 23 June 2016	20,204.10		945 Ordinary shares
CBA Markets Limited ACN 003 485 952	Thursday, 23 June 2016	15,169.64		701 Ordinary shares
CBA Markets Limited ACN 003 485 952	Thursday, 23 June 2016	171.84		8 Ordinary shares
CBA Markets Limited ACN 003 485 952	Thursday, 23 June 2016	923.64		43 Ordinary shares
CBA Markets Limited ACN 003 485 952	Thursday, 23 June 2016	945.12		44 Ordinary shares
CBA Markets Limited ACN 003 485 952	Thursday, 23 June 2016	12,153.15		565 Ordinary shares
CBA Markets Limited ACN 003 485 952	Thursday, 23 June 2016	2,063.04		96 Ordinary shares
CBA Markets Limited ACN 003 485 952	Thursday, 23 June 2016	12,979.96		604 Ordinary shares
CBA Markets Limited ACN 003 485 952	Thursday, 23 June 2016	15,057.00		700 Ordinary shares
CBA Markets Limited ACN 003 485 952	Thursday, 23 June 2016	6,281.92		293 Ordinary shares
CBA Markets Limited ACN 003 485 952	Thursday, 23 June 2016	12,692.48		592 Ordinary shares
CBA Markets Limited ACN 003 485 952	Thursday, 23 June 2016	12,124.90		565 Ordinary shares
CBA Markets Limited ACN 003 485 952	Thursday, 23 June 2016	10,975.20		510 Ordinary shares
CBA Markets Limited ACN 003 485 952	Thursday, 23 June 2016	13,563.90		630 Ordinary shares
CBA Markets Limited	Thursday, 23 June 2016	14,557.76		679 Ordinary shares

ACN 003 485 952				
CBA Markets Limited ACN 003 485 952	Thursday, 23 June 2016	17,036.85		795 Ordinary shares
CBA Markets Limited ACN 003 485 952	Thursday, 23 June 2016	3,766.00		175 Ordinary shares
CBA Markets Limited ACN 003 485 952	Thursday, 23 June 2016	4,304.00		200 Ordinary shares
CBA Markets Limited ACN 003 485 952	Thursday, 23 June 2016	236.72		11 Ordinary shares
CBA Markets Limited ACN 003 485 952	Thursday, 23 June 2016	6,326.88		294 Ordinary shares
CBA Markets Limited ACN 003 485 952	Thursday, 23 June 2016	493.12		23 Ordinary shares
CBA Markets Limited ACN 003 485 952	Thursday, 23 June 2016	2,315.52		108 Ordinary shares
CBA Markets Limited ACN 003 485 952	Thursday, 23 June 2016	17,947.85		829 Ordinary shares
CBA Markets Limited ACN 003 485 952	Thursday, 23 June 2016	11,999.64		554 Ordinary shares
CBA Markets Limited ACN 003 485 952	Thursday, 23 June 2016	2,144.00		100 Ordinary shares
CBA Markets Limited ACN 003 485 952	Thursday, 23 June 2016	21.46		1 Ordinary shares
CBA Markets Limited ACN 003 485 952	Thursday, 23 June 2016	16,331.06		761 Ordinary shares
CBA Markets Limited ACN 003 485 952	Thursday, 23 June 2016	7,296.40		340 Ordinary shares
CBA Markets Limited ACN 003 485 952	Thursday, 23 June 2016	2,596.66		121 Ordinary shares
CBA Markets Limited ACN 003 485 952	Thursday, 23 June 2016	1,673.88		78 Ordinary shares
CBA Markets Limited ACN 003 485 952	Thursday, 23 June 2016	6,759.90		315 Ordinary shares
CBA Markets Limited ACN 003 485 952	Thursday, 23 June 2016	4,292.00		200 Ordinary shares
CBA Markets Limited ACN 003 485 952	Thursday, 23 June 2016	171.68		8 Ordinary shares



CBA Markets Limited ACN 003 485 952	Thursday, 23 June 2016	493.58		23 Ordinary shares
CBA Markets Limited ACN 003 485 952	Thursday, 23 June 2016	19,188.80		895 Ordinary shares
CBA Markets Limited ACN 003 485 952	Thursday, 23 June 2016	2,851.52		133 Ordinary shares
CBA Markets Limited ACN 003 485 952	Thursday, 23 June 2016	15,780.45		735 Ordinary shares
CBA Markets Limited ACN 003 485 952	Thursday, 23 June 2016	15,361.78		715 Ordinary shares
CBA Markets Limited ACN 003 485 952	Thursday, 23 June 2016	1,738.26		81 Ordinary shares
CBA Markets Limited ACN 003 485 952	Thursday, 23 June 2016	14,142.14		659 Ordinary shares
CBA Markets Limited ACN 003 485 952	Thursday, 23 June 2016	15,171.60		705 Ordinary shares
CBA Markets Limited ACN 003 485 952	Thursday, 23 June 2016	26,337.50		1,225 Ordinary shares
CBA Markets Limited ACN 003 485 952	Thursday, 23 June 2016	215.20		10 Ordinary shares
CBA Markets Limited ACN 003 485 952	Friday, 24 June 2016	7,708.35		335 Ordinary shares
CBA Markets Limited ACN 003 485 952	Friday, 24 June 2016	7,566.90		330 Ordinary shares
CBA Markets Limited ACN 003 485 952	Friday, 24 June 2016	10,023.30		430 Ordinary shares
CBA Markets Limited ACN 003 485 952	Friday, 24 June 2016	10,819.20		460 Ordinary shares
CBA Markets Limited ACN 003 485 952	Friday, 24 June 2016	6,519.20		290 Ordinary shares
CBA Markets Limited ACN 003 485 952	Friday, 24 June 2016	6,522.10		290 Ordinary shares
CBA Markets Limited ACN 003 485 952	Friday, 24 June 2016	4,810.68		207 Ordinary shares
CBA Markets Limited ACN 003 485 952	Friday, 24 June 2016	2,393.72		103 Ordinary shares
CBA Markets Limited	Friday, 24 June 2016	7,198.20		310 Ordinary shares

ACN 003 485 952				
CBA Markets Limited ACN 003 485 952	Friday, 24 June 2016	7,085.15		305 Ordinary shares
CBA Markets Limited ACN 003 485 952	Friday, 24 June 2016	3,598.40		160 Ordinary shares
CBA Markets Limited ACN 003 485 952	Friday, 24 June 2016	2,923.70		130 Ordinary shares
CBA Markets Limited ACN 003 485 952	Friday, 24 June 2016	7,494.50		325 Ordinary shares
CBA Markets Limited ACN 003 485 952	Friday, 24 June 2016	7,741.85		335 Ordinary shares
CBA Markets Limited ACN 003 485 952	Friday, 24 June 2016	6,149.92		266 Ordinary shares
CBA Markets Limited ACN 003 485 952	Friday, 24 June 2016	1,086.64		47 Ordinary shares
CBA Markets Limited ACN 003 485 952	Friday, 24 June 2016	623.70		27 Ordinary shares
CBA Markets Limited ACN 003 485 952	Friday, 24 June 2016	7,860.80		340 Ordinary shares
CBA Markets Limited ACN 003 485 952	Friday, 24 June 2016	7,745.20		335 Ordinary shares
CBA Markets Limited ACN 003 485 952	Friday, 24 June 2016	7,864.20		340 Ordinary shares
CBA Markets Limited ACN 003 485 952	Friday, 24 June 2016	8,095.50		350 Ordinary shares
CBA Markets Limited ACN 003 485 952	Friday, 24 June 2016	8,550.70		370 Ordinary shares
CBA Markets Limited ACN 003 485 952	Friday, 24 June 2016	7,906.50		350 Ordinary shares
CBA Markets Limited ACN 003 485 952	Friday, 24 June 2016	531.84		24 Ordinary shares
CBA Markets Limited ACN 003 485 952	Friday, 24 June 2016	5,894.56		266 Ordinary shares
CBA Markets Limited ACN 003 485 952	Friday, 24 June 2016	9,009.00		390 Ordinary shares
CBA Markets Limited ACN 003 485 952	Friday, 24 June 2016	6,118.85		265 Ordinary shares

CBA Markets Limited ACN 003 485 952	Friday, 24 June 2016	5,852.25		255 Ordinary shares
CBA Markets Limited ACN 003 485 952	Friday, 24 June 2016	5,635.00		245 Ordinary shares
CBA Markets Limited ACN 003 485 952	Friday, 24 June 2016	6,352.50		275 Ordinary shares
CBA Markets Limited ACN 003 485 952	Friday, 24 June 2016	490.16		22 Ordinary shares
CBA Markets Limited ACN 003 485 952	Friday, 24 June 2016	8,819.80		380 Ordinary shares
CBA Markets Limited ACN 003 485 952	Friday, 24 June 2016	1,279.71		59 Ordinary shares
CBA Markets Limited ACN 003 485 952	Friday, 24 June 2016	3,255.00		150 Ordinary shares
CBA Markets Limited ACN 003 485 952	Friday, 24 June 2016	4,747.77		213 Ordinary shares
CBA Markets Limited ACN 003 485 952	Friday, 24 June 2016	5,238.15		235 Ordinary shares
CBA Markets Limited ACN 003 485 952	Friday, 24 June 2016	8,044.30		355 Ordinary shares
CBA Markets Limited ACN 003 485 952	Friday, 24 June 2016	8,093.70		345 Ordinary shares
CBA Markets Limited ACN 003 485 952	Friday, 24 June 2016	8,861.25		375 Ordinary shares
CBA Markets Limited ACN 003 485 952	Friday, 24 June 2016	9,109.10		385 Ordinary shares
CBA Markets Limited ACN 003 485 952	Friday, 24 June 2016	1,205.13		51 Ordinary shares
CBA Markets Limited ACN 003 485 952	Friday, 24 June 2016	9,101.40		385 Ordinary shares
CBA Markets Limited ACN 003 485 952	Friday, 24 June 2016	10,076.75		425 Ordinary shares
CBA Markets Limited ACN 003 485 952	Friday, 24 June 2016	9,843.80		415 Ordinary shares
CBA Markets Limited ACN 003 485 952	Friday, 24 June 2016	7,656.12		324 Ordinary shares
CBA Markets Limited	Friday, 24 June 2016	2,041.20		90 Ordinary shares

ACN 003 485 952				
CBA Markets Limited ACN 003 485 952	Friday, 24 June 2016	8,550.70		370 Ordinary shares
CBA Markets Limited ACN 003 485 952	Friday, 24 June 2016	8,442.45		365 Ordinary shares
CBA Markets Limited ACN 003 485 952	Friday, 24 June 2016	6,920.45		305 Ordinary shares
CBA Markets Limited ACN 003 485 952	Friday, 24 June 2016	8,966.50		395 Ordinary shares
CBA Markets Limited ACN 003 485 952	Friday, 24 June 2016	8,856.90		390 Ordinary shares
CBA Markets Limited ACN 003 485 952	Friday, 24 June 2016	8,990.80		380 Ordinary shares
CBA Markets Limited ACN 003 485 952	Friday, 24 June 2016	8,751.05		385 Ordinary shares
CBA Markets Limited ACN 003 485 952	Friday, 24 June 2016	6,610.95		295 Ordinary shares
CBA Markets Limited ACN 003 485 952	Friday, 24 June 2016	2,307.90		98 Ordinary shares
CBA Markets Limited ACN 003 485 952	Friday, 24 June 2016	99,804.90		4,238 Ordinary shares
CBA Markets Limited ACN 003 485 952	Friday, 24 June 2016	4,334.00		200 Ordinary shares
CBA Markets Limited ACN 003 485 952	Friday, 24 June 2016	1,346.02		62 Ordinary shares
CBA Markets Limited ACN 003 485 952	Friday, 24 June 2016	3,577.20		165 Ordinary shares
CBA Markets Limited ACN 003 485 952	Friday, 24 June 2016	10,377.38		478 Ordinary shares
CBA Markets Limited ACN 003 485 952	Friday, 24 June 2016	3,489.60		160 Ordinary shares
CBA Markets Limited ACN 003 485 952	Friday, 24 June 2016	2,394.27		111 Ordinary shares
CBA Markets Limited ACN 003 485 952	Friday, 24 June 2016	5,349.60		240 Ordinary shares
CBA Markets Limited ACN 003 485 952	Friday, 24 June 2016	3,858.75		175 Ordinary shares

CBA Markets Limited ACN 003 485 952	Friday, 24 June 2016	1,486.26		69 Ordinary shares
CBA Markets Limited ACN 003 485 952	Friday, 24 June 2016	1,976.52		91 Ordinary shares
CBA Markets Limited ACN 003 485 952	Friday, 24 June 2016	6,882.00		310 Ordinary shares
CBA Markets Limited ACN 003 485 952	Friday, 24 June 2016	5,060.00		230 Ordinary shares
CBA Markets Limited ACN 003 485 952	Friday, 24 June 2016	28,393.20		1,320 Ordinary shares
CBA Markets Limited ACN 003 485 952	Friday, 24 June 2016	6,747.00		300 Ordinary shares
CBA Markets Limited ACN 003 485 952	Friday, 24 June 2016	7,312.50		325 Ordinary shares
CBA Markets Limited ACN 003 485 952	Friday, 24 June 2016	5,409.60		245 Ordinary shares
CBA Markets Limited ACN 003 485 952	Friday, 24 June 2016	5,490.45		249 Ordinary shares
CBA Markets Limited ACN 003 485 952	Friday, 24 June 2016	22.05		1 Ordinary shares
CBA Markets Limited ACN 003 485 952	Friday, 24 June 2016	3,449.60		160 Ordinary shares
CBA Markets Limited ACN 003 485 952	Friday, 24 June 2016	3,467.20		160 Ordinary shares
CBA Markets Limited ACN 003 485 952	Friday, 24 June 2016	989.10		45 Ordinary shares
CBA Markets Limited ACN 003 485 952	Friday, 24 June 2016	3,855.25		175 Ordinary shares
CBA Markets Limited ACN 003 485 952	Friday, 24 June 2016	3,963.60		180 Ordinary shares
CBA Markets Limited ACN 003 485 952	Friday, 24 June 2016	5,570.00		250 Ordinary shares
CBA Markets Limited ACN 003 485 952	Friday, 24 June 2016	5,764.20		260 Ordinary shares
CBA Markets Limited ACN 003 485 952	Friday, 24 June 2016	5,390.00		245 Ordinary shares
CBA Markets Limited	Friday, 24 June 2016	2,943.00		135 Ordinary shares

ACN 003 485 952				
CBA Markets Limited ACN 003 485 952	Friday, 24 June 2016	5,123.00		235 Ordinary shares
CBA Markets Limited ACN 003 485 952	Friday, 24 June 2016	4,210.05		195 Ordinary shares
CBA Markets Limited ACN 003 485 952	Friday, 24 June 2016	53,694.00		2,280 Ordinary shares
CBA Markets Limited ACN 003 485 952	Friday, 24 June 2016	10,366.40		440 Ordinary shares
CBA Markets Limited ACN 003 485 952	Friday, 24 June 2016	8,402.30		365 Ordinary shares
CBA Markets Limited ACN 003 485 952	Friday, 24 June 2016	6,969.00		300 Ordinary shares
CBA Markets Limited ACN 003 485 952	Friday, 24 June 2016	5,772.00		260 Ordinary shares
CBA Markets Limited ACN 003 485 952	Friday, 24 June 2016	6,861.70		295 Ordinary shares
CBA Markets Limited ACN 003 485 952	Friday, 24 June 2016	10,300.80		435 Ordinary shares
CBA Markets Limited ACN 003 485 952	Friday, 24 June 2016	9,116.80		385 Ordinary shares
CBA Markets Limited ACN 003 485 952	Friday, 24 June 2016	8,983.20		380 Ordinary shares
CBA Markets Limited ACN 003 485 952	Friday, 24 June 2016	8,064.00		350 Ordinary shares
CBA Markets Limited ACN 003 485 952	Friday, 24 June 2016	7,962.60		345 Ordinary shares
CBA Markets Limited ACN 003 485 952	Friday, 24 June 2016	7,837.00		340 Ordinary shares
CBA Markets Limited ACN 003 485 952	Friday, 24 June 2016	6,861.70		295 Ordinary shares
CBA Markets Limited ACN 003 485 952	Friday, 24 June 2016	2,836.50		122 Ordinary shares
CBA Markets Limited ACN 003 485 952	Friday, 24 June 2016	930.00		40 Ordinary shares
CBA Markets Limited ACN 003 485 952	Friday, 24 June 2016	139.50		6 Ordinary shares

CBA Markets Limited ACN 003 485 952	Friday, 24 June 2016	10,388.40		440 Ordinary shares
CBA Markets Limited ACN 003 485 952	Friday, 24 June 2016	1,439.02		62 Ordinary shares
CBA Markets Limited ACN 003 485 952	Friday, 24 June 2016	1,392.60		60 Ordinary shares
CBA Markets Limited ACN 003 485 952	Friday, 24 June 2016	6,725.10		290 Ordinary shares
CBA Markets Limited ACN 003 485 952	Friday, 24 June 2016	5,570.00		250 Ordinary shares
CBA Markets Limited ACN 003 485 952	Friday, 24 June 2016	5,686.50		255 Ordinary shares
CBA Markets Limited ACN 003 485 952	Friday, 24 June 2016	5,824.70		265 Ordinary shares
CBA Markets Limited ACN 003 485 952	Friday, 24 June 2016	3,484.80		160 Ordinary shares
CBA Markets Limited ACN 003 485 952	Monday, 27 June 2016	1,044.12		44 Ordinary shares
CBA Markets Limited ACN 003 485 952	Monday, 27 June 2016	9,610.65		405 Ordinary shares
CBA Markets Limited ACN 003 485 952	Monday, 27 June 2016	23.73		1 Ordinary shares
CBA Markets Limited ACN 003 485 952	Monday, 27 June 2016	977.85		41 Ordinary shares
CBA Markets Limited ACN 003 485 952	Monday, 27 June 2016	4,245.30		178 Ordinary shares
CBA Markets Limited ACN 003 485 952	Monday, 27 June 2016	8,421.66		354 Ordinary shares
CBA Markets Limited ACN 003 485 952	Monday, 27 June 2016	4,662.84		196 Ordinary shares
CBA Markets Limited ACN 003 485 952	Monday, 27 June 2016	6,773.20		280 Ordinary shares
CBA Markets Limited ACN 003 485 952	Monday, 27 June 2016	24.19		1 Ordinary shares
CBA Markets Limited ACN 003 485 952	Monday, 27 June 2016	1,097.10		46 Ordinary shares
CBA Markets Limited	Monday, 27 June 2016	1,431.00		60 Ordinary shares

ACN 003 485 952				
CBA Markets Limited ACN 003 485 952	Monday, 27 June 2016	6,410.60		266 Ordinary shares
CBA Markets Limited ACN 003 485 952	Monday, 27 June 2016	6,362.40		264 Ordinary shares
CBA Markets Limited ACN 003 485 952	Monday, 27 June 2016	915.80		38 Ordinary shares
CBA Markets Limited ACN 003 485 952	Monday, 27 June 2016	241.00		10 Ordinary shares
CBA Markets Limited ACN 003 485 952	Monday, 27 June 2016	530.20		22 Ordinary shares
CBA Markets Limited ACN 003 485 952	Monday, 27 June 2016	18,626.30		770 Ordinary shares
CBA Markets Limited ACN 003 485 952	Monday, 27 June 2016	18,263.45		755 Ordinary shares
CBA Markets Limited ACN 003 485 952	Monday, 27 June 2016	1,775.26		74 Ordinary shares
CBA Markets Limited ACN 003 485 952	Monday, 27 June 2016	1,898.40		80 Ordinary shares
CBA Markets Limited ACN 003 485 952	Monday, 27 June 2016	12,087.00		510 Ordinary shares
CBA Markets Limited ACN 003 485 952	Monday, 27 June 2016	6,182.80		260 Ordinary shares
CBA Markets Limited ACN 003 485 952	Monday, 27 June 2016	427.50		18 Ordinary shares
CBA Markets Limited ACN 003 485 952	Monday, 27 June 2016	142.50		6 Ordinary shares
CBA Markets Limited ACN 003 485 952	Monday, 27 June 2016	5,035.00		212 Ordinary shares
CBA Markets Limited ACN 003 485 952	Monday, 27 June 2016	7,220.00		304 Ordinary shares
CBA Markets Limited ACN 003 485 952	Monday, 27 June 2016	12,825.00		540 Ordinary shares
CBA Markets Limited ACN 003 485 952	Monday, 27 June 2016	14,643.15		615 Ordinary shares
CBA Markets Limited ACN 003 485 952	Monday, 27 June 2016	14,774.60		620 Ordinary shares



CBA Markets Limited ACN 003 485 952	Monday, 27 June 2016	13,857.50		575 Ordinary shares
CBA Markets Limited ACN 003 485 952	Monday, 27 June 2016	6,344.10		266 Ordinary shares
CBA Markets Limited ACN 003 485 952	Monday, 27 June 2016	477.00		20 Ordinary shares
CBA Markets Limited ACN 003 485 952	Monday, 27 June 2016	1,502.55		63 Ordinary shares
CBA Markets Limited ACN 003 485 952	Monday, 27 June 2016	3,982.95		167 Ordinary shares
CBA Markets Limited ACN 003 485 952	Monday, 27 June 2016	1,717.20		72 Ordinary shares
CBA Markets Limited ACN 003 485 952	Monday, 27 June 2016	2,003.40		84 Ordinary shares
CBA Markets Limited ACN 003 485 952	Monday, 27 June 2016	5,294.70		222 Ordinary shares
CBA Markets Limited ACN 003 485 952	Monday, 27 June 2016	4,054.50		170 Ordinary shares
CBA Markets Limited ACN 003 485 952	Monday, 27 June 2016	2,098.80		88 Ordinary shares
CBA Markets Limited ACN 003 485 952	Monday, 27 June 2016	5,127.75		215 Ordinary shares
CBA Markets Limited ACN 003 485 952	Monday, 27 June 2016	47.70		2 Ordinary shares
CBA Markets Limited ACN 003 485 952	Monday, 27 June 2016	1,454.85		61 Ordinary shares
CBA Markets Limited ACN 003 485 952	Monday, 27 June 2016	214.65		9 Ordinary shares
CBA Markets Limited ACN 003 485 952	Monday, 27 June 2016	1,216.35		51 Ordinary shares
CBA Markets Limited ACN 003 485 952	Monday, 27 June 2016	214.65		9 Ordinary shares
CBA Markets Limited ACN 003 485 952	Monday, 27 June 2016	6,344.10		266 Ordinary shares
CBA Markets Limited ACN 003 485 952	Monday, 27 June 2016	12,258.89		511 Ordinary shares
CBA Markets Limited	Monday, 27 June 2016	1,367.43		57 Ordinary shares

ACN 003 485 952				
CBA Markets Limited ACN 003 485 952	Monday, 27 June 2016	6,717.20		280 Ordinary shares
CBA Markets Limited ACN 003 485 952	Monday, 27 June 2016	167.93		7 Ordinary shares
CBA Markets Limited ACN 003 485 952	Monday, 27 June 2016	4,222.24		176 Ordinary shares
CBA Markets Limited ACN 003 485 952	Monday, 27 June 2016	1,079.55		45 Ordinary shares
CBA Markets Limited ACN 003 485 952	Monday, 27 June 2016	1,906.27		79 Ordinary shares
CBA Markets Limited ACN 003 485 952	Monday, 27 June 2016	12,825.00		540 Ordinary shares
CBA Markets Limited ACN 003 485 952	Monday, 27 June 2016	14,119.35		595 Ordinary shares
CBA Markets Limited ACN 003 485 952	Monday, 27 June 2016	6,433.54		271 Ordinary shares
CBA Markets Limited ACN 003 485 952	Monday, 27 June 2016	2,540.18		107 Ordinary shares
CBA Markets Limited ACN 003 485 952	Monday, 27 June 2016	5,507.68		232 Ordinary shares
CBA Markets Limited ACN 003 485 952	Monday, 27 June 2016	818.38		34 Ordinary shares
CBA Markets Limited ACN 003 485 952	Monday, 27 June 2016	7,768.15		323 Ordinary shares
CBA Markets Limited ACN 003 485 952	Monday, 27 June 2016	5,964.40		248 Ordinary shares
CBA Markets Limited ACN 003 485 952	Monday, 27 June 2016	13,266.00		550 Ordinary shares
CBA Markets Limited ACN 003 485 952	Monday, 27 June 2016	1,326.05		55 Ordinary shares
CBA Markets Limited ACN 003 485 952	Monday, 27 June 2016	940.29		39 Ordinary shares
CBA Markets Limited ACN 003 485 952	Monday, 27 June 2016	3,134.30		130 Ordinary shares
CBA Markets Limited ACN 003 485 952	Monday, 27 June 2016	13,525.71		561 Ordinary shares

CBA Markets Limited ACN 003 485 952	Monday, 27 June 2016	1,182.37		49 Ordinary shares
CBA Markets Limited ACN 003 485 952	Monday, 27 June 2016	14,526.26		602 Ordinary shares
CBA Markets Limited ACN 003 485 952	Monday, 27 June 2016	11,548.80		480 Ordinary shares
CBA Markets Limited ACN 003 485 952	Monday, 27 June 2016	5,222.80		220 Ordinary shares
CBA Markets Limited ACN 003 485 952	Monday, 27 June 2016	2,160.34		91 Ordinary shares
CBA Markets Limited ACN 003 485 952	Monday, 27 June 2016	5,673.86		239 Ordinary shares
CBA Markets Limited ACN 003 485 952	Monday, 27 June 2016	1,139.52		48 Ordinary shares
CBA Markets Limited ACN 003 485 952	Monday, 27 June 2016	6,647.20		280 Ordinary shares
CBA Markets Limited ACN 003 485 952	Monday, 27 June 2016	2,207.82		93 Ordinary shares
CBA Markets Limited ACN 003 485 952	Monday, 27 June 2016	332.36		14 Ordinary shares
CBA Markets Limited ACN 003 485 952	Monday, 27 June 2016	1,780.50		75 Ordinary shares
CBA Markets Limited ACN 003 485 952	Monday, 27 June 2016	1,685.54		71 Ordinary shares
CBA Markets Limited ACN 003 485 952	Monday, 27 June 2016	688.46		29 Ordinary shares
CBA Markets Limited ACN 003 485 952	Monday, 27 June 2016	12,141.36		504 Ordinary shares
CBA Markets Limited ACN 003 485 952	Monday, 27 June 2016	385.28		16 Ordinary shares
CBA Markets Limited ACN 003 485 952	Monday, 27 June 2016	1,082.70		45 Ordinary shares
CBA Markets Limited ACN 003 485 952	Monday, 27 June 2016	8,496.71		353 Ordinary shares
CBA Markets Limited ACN 003 485 952	Monday, 27 June 2016	361.05		15 Ordinary shares
CBA Markets Limited	Monday, 27 June 2016	2,792.12		116 Ordinary shares

ACN 003 485 952				
CBA Markets Limited ACN 003 485 952	Monday, 27 June 2016	1,468.27		61 Ordinary shares
CBA Markets Limited ACN 003 485 952	Monday, 27 June 2016	12,997.80		540 Ordinary shares
CBA Markets Limited ACN 003 485 952	Monday, 27 June 2016	1,804.50		75 Ordinary shares
CBA Markets Limited ACN 003 485 952	Tuesday, 28 June 2016	11,559.10		490 Ordinary shares
CBA Markets Limited ACN 003 485 952	Tuesday, 28 June 2016	16,741.40		685 Ordinary shares
CBA Markets Limited ACN 003 485 952	Tuesday, 28 June 2016	12,298.00		520 Ordinary shares
CBA Markets Limited ACN 003 485 952	Tuesday, 28 June 2016	3,522.36		149 Ordinary shares
CBA Markets Limited ACN 003 485 952	Tuesday, 28 June 2016	496.44		21 Ordinary shares
CBA Markets Limited ACN 003 485 952	Tuesday, 28 June 2016	3,735.12		158 Ordinary shares
CBA Markets Limited ACN 003 485 952	Tuesday, 28 June 2016	4,535.04		192 Ordinary shares
CBA Markets Limited ACN 003 485 952	Tuesday, 28 June 2016	12,169.45		515 Ordinary shares
CBA Markets Limited ACN 003 485 952	Tuesday, 28 June 2016	12,051.30		510 Ordinary shares
CBA Markets Limited ACN 003 485 952	Tuesday, 28 June 2016	11,923.05		505 Ordinary shares
CBA Markets Limited ACN 003 485 952	Tuesday, 28 June 2016	11,800.00		500 Ordinary shares
CBA Markets Limited ACN 003 485 952	Tuesday, 28 June 2016	9,172.50		375 Ordinary shares
CBA Markets Limited ACN 003 485 952	Tuesday, 28 June 2016	10,077.80		410 Ordinary shares
CBA Markets Limited ACN 003 485 952	Tuesday, 28 June 2016	1,111.55		47 Ordinary shares
CBA Markets Limited ACN 003 485 952	Tuesday, 28 June 2016	638.01		27 Ordinary shares

CBA Markets Limited ACN 003 485 952	Tuesday, 28 June 2016	11,531.44		488 Ordinary shares
CBA Markets Limited ACN 003 485 952	Tuesday, 28 June 2016	10,556.82		446 Ordinary shares
CBA Markets Limited ACN 003 485 952	Tuesday, 28 June 2016	757.44		32 Ordinary shares
CBA Markets Limited ACN 003 485 952	Tuesday, 28 June 2016	10,446.50		425 Ordinary shares
CBA Markets Limited ACN 003 485 952	Wednesday, 29 June 2016	12,246.00		520 Ordinary shares
CBA Markets Limited ACN 003 485 952	Wednesday, 29 June 2016	4,387.02		187 Ordinary shares
CBA Markets Limited ACN 003 485 952	Wednesday, 29 June 2016	7,812.18		333 Ordinary shares
CBA Markets Limited ACN 003 485 952	Wednesday, 29 June 2016	4,996.84		212 Ordinary shares
CBA Markets Limited ACN 003 485 952	Wednesday, 29 June 2016	11,241.60		480 Ordinary shares
CBA Markets Limited ACN 003 485 952	Thursday, 30 June 2016	28,420.80		1,240 Ordinary shares
CBA Markets Limited ACN 003 485 952	Thursday, 30 June 2016	30,483.60		1,330 Ordinary shares
CBA Markets Limited ACN 003 485 952	Thursday, 30 June 2016	5,011.89		213 Ordinary shares
CBA Markets Limited ACN 003 485 952	Thursday, 30 June 2016	116.15		5 Ordinary shares
CBA Markets Limited ACN 003 485 952	Thursday, 30 June 2016	9,988.90		430 Ordinary shares
CBA Markets Limited ACN 003 485 952	Thursday, 30 June 2016	9,706.20		420 Ordinary shares
CBA Markets Limited ACN 003 485 952	Thursday, 30 June 2016	5,762.50		250 Ordinary shares
CBA Markets Limited ACN 003 485 952	Thursday, 30 June 2016	6,223.50		270 Ordinary shares
CBA Markets Limited ACN 003 485 952	Thursday, 30 June 2016	4,379.50		190 Ordinary shares
CBA Markets Limited	Thursday, 30 June 2016	4,890.48		213 Ordinary shares

ACN 003 485 952				
CBA Markets Limited ACN 003 485 952	Thursday, 30 June 2016	1,423.52		62 Ordinary shares
CBA Markets Limited ACN 003 485 952	Thursday, 30 June 2016	17,679.20		770 Ordinary shares
CBA Markets Limited ACN 003 485 952	Thursday, 30 June 2016	1,698.30		74 Ordinary shares
CBA Markets Limited ACN 003 485 952	Thursday, 30 June 2016	5,737.50		250 Ordinary shares
CBA Markets Limited ACN 003 485 952	Thursday, 30 June 2016	1,836.00		80 Ordinary shares
CBA Markets Limited ACN 003 485 952	Thursday, 30 June 2016	12,645.45		551 Ordinary shares
CBA Markets Limited ACN 003 485 952	Thursday, 30 June 2016	13,695.18		597 Ordinary shares
CBA Markets Limited ACN 003 485 952	Thursday, 30 June 2016	688.20		30 Ordinary shares
CBA Markets Limited ACN 003 485 952	Thursday, 30 June 2016	7,639.02		333 Ordinary shares
CBA Markets Limited ACN 003 485 952	Thursday, 30 June 2016	83,996.00		3,652 Ordinary shares
CBA Markets Limited ACN 003 485 952	Thursday, 30 June 2016	20,447.00		889 Ordinary shares
CBA Markets Limited ACN 003 485 952	Thursday, 30 June 2016	17,992.20		785 Ordinary shares
CBA Markets Limited ACN 003 485 952	Thursday, 30 June 2016	21,945.60		960 Ordinary shares
CBA Markets Limited ACN 003 485 952	Thursday, 30 June 2016	22,586.05		985 Ordinary shares
CBA Markets Limited ACN 003 485 952	Thursday, 30 June 2016	11,136.00		480 Ordinary shares
CBA Markets Limited ACN 003 485 952	Thursday, 30 June 2016	11,073.60		480 Ordinary shares
CBA Markets Limited ACN 003 485 952	Thursday, 30 June 2016	10,519.92		456 Ordinary shares
CBA Markets Limited ACN 003 485 952	Thursday, 30 June 2016	3,437.43		149 Ordinary shares

CBA Markets Limited ACN 003 485 952	Thursday, 30 June 2016	5,465.22		237 Ordinary shares
CBA Markets Limited ACN 003 485 952	Thursday, 30 June 2016	8,486.08		368 Ordinary shares
CBA Markets Limited ACN 003 485 952	Thursday, 30 June 2016	7,786.00		340 Ordinary shares
CBA Markets Limited ACN 003 485 952	Thursday, 30 June 2016	1,648.80		72 Ordinary shares
CBA Markets Limited ACN 003 485 952	Thursday, 30 June 2016	3,709.80		162 Ordinary shares
CBA Markets Limited ACN 003 485 952	Thursday, 30 June 2016	8,152.40		356 Ordinary shares
CBA Markets Limited ACN 003 485 952	Thursday, 30 June 2016	6,456.80		280 Ordinary shares
CBA Markets Limited ACN 003 485 952	Thursday, 30 June 2016	714.86		31 Ordinary shares
CBA Markets Limited ACN 003 485 952	Thursday, 30 June 2016	1,937.04		84 Ordinary shares
CBA Markets Limited ACN 003 485 952	Thursday, 30 June 2016	161.49		7 Ordinary shares
CBA Markets Limited ACN 003 485 952	Thursday, 30 June 2016	9,758.61		423 Ordinary shares
CBA Markets Limited ACN 003 485 952	Thursday, 30 June 2016	11,389.95		495 Ordinary shares
CBA Markets Limited ACN 003 485 952	Friday, 1 July 2016	26,873.15		1,145 Ordinary shares
CBA Markets Limited ACN 003 485 952	Friday, 1 July 2016	11,745.00		500 Ordinary shares
CBA Markets Limited ACN 003 485 952	Friday, 1 July 2016	11,745.00		500 Ordinary shares
CBA Markets Limited ACN 003 485 952	Friday, 1 July 2016	11,974.80		510 Ordinary shares
CBA Markets Limited ACN 003 485 952	Friday, 1 July 2016	13,952.75		595 Ordinary shares
CBA Markets Limited ACN 003 485 952	Friday, 1 July 2016	15,497.30		655 Ordinary shares
CBA Markets Limited	Friday, 1 July 2016	11,569.74		489 Ordinary shares

ACN 003 485 952				
CBA Markets Limited ACN 003 485 952	Friday, 1 July 2016	4,873.96		206 Ordinary shares
CBA Markets Limited ACN 003 485 952	Friday, 1 July 2016	16,105.83		677 Ordinary shares
CBA Markets Limited ACN 003 485 952	Friday, 1 July 2016	23.79		1 Ordinary shares
CBA Markets Limited ACN 003 485 952	Friday, 1 July 2016	404.43		17 Ordinary shares
CBA Markets Limited ACN 003 485 952	Friday, 1 July 2016	57,216.00		2,384 Ordinary shares
CBA Markets Limited ACN 003 485 952	Friday, 1 July 2016	50,088.00		2,087 Ordinary shares
CBA Markets Limited ACN 003 485 952	Friday, 1 July 2016	13,469.61		561 Ordinary shares
CBA Markets Limited ACN 003 485 952	Friday, 1 July 2016	5,018.09		209 Ordinary shares
CBA Markets Limited ACN 003 485 952	Friday, 1 July 2016	14,341.10		610 Ordinary shares
CBA Markets Limited ACN 003 485 952	Friday, 1 July 2016	12,802.05		545 Ordinary shares
CBA Markets Limited ACN 003 485 952	Friday, 1 July 2016	11,098.11		463 Ordinary shares
CBA Markets Limited ACN 003 485 952	Friday, 1 July 2016	963.60		40 Ordinary shares
CBA Markets Limited ACN 003 485 952	Friday, 1 July 2016	17,505.40		730 Ordinary shares
CBA Markets Limited ACN 003 485 952	Friday, 1 July 2016	12,796.60		545 Ordinary shares
CBA Markets Limited ACN 003 485 952	Friday, 1 July 2016	16,941.15		705 Ordinary shares
CBA Markets Limited ACN 003 485 952	Friday, 1 July 2016	16,622.10		690 Ordinary shares
CBA Markets Limited ACN 003 485 952	Friday, 1 July 2016	13,080.87		543 Ordinary shares
CBA Markets Limited ACN 003 485 952	Friday, 1 July 2016	3,541.23		147 Ordinary shares



CBA Markets Limited ACN 003 485 952	Friday, 1 July 2016	16,863.00		700 Ordinary shares
CBA Markets Limited ACN 003 485 952	Friday, 1 July 2016	6,201.41		257 Ordinary shares
CBA Markets Limited ACN 003 485 952	Friday, 1 July 2016	15,411.20		640 Ordinary shares
CBA Markets Limited ACN 003 485 952	Friday, 1 July 2016	1,029.85		43 Ordinary shares
CBA Markets Limited ACN 003 485 952	Friday, 1 July 2016	13,950.54		582 Ordinary shares
CBA Markets Limited ACN 003 485 952	Friday, 1 July 2016	15,783.05		659 Ordinary shares
CBA Markets Limited ACN 003 485 952	Friday, 1 July 2016	10,800.80		460 Ordinary shares
CBA Markets Limited ACN 003 485 952	Friday, 1 July 2016	16,260.75		675 Ordinary shares
CBA Markets Limited ACN 003 485 952	Friday, 1 July 2016	16,053.20		670 Ordinary shares
CBA Markets Limited ACN 003 485 952	Friday, 1 July 2016	13,417.60		560 Ordinary shares
CBA Markets Limited ACN 003 485 952	Friday, 1 July 2016	10,692.50		455 Ordinary shares
CBA Markets Limited ACN 003 485 952	Friday, 1 July 2016	12,572.50		535 Ordinary shares
CBA Markets Limited ACN 003 485 952	Friday, 1 July 2016	13,009.20		555 Ordinary shares
CBA Markets Limited ACN 003 485 952	Friday, 1 July 2016	13,036.95		555 Ordinary shares
CBA Markets Limited ACN 003 485 952	Friday, 1 July 2016	19,176.00		800 Ordinary shares
CBA Markets Limited ACN 003 485 952	Friday, 1 July 2016	5,002.40		208 Ordinary shares
CBA Markets Limited ACN 003 485 952	Friday, 1 July 2016	11,351.60		472 Ordinary shares
CBA Markets Limited ACN 003 485 952	Monday, 4 July 2016	12,550.00		500 Ordinary shares
CBA Markets Limited	Monday, 4 July 2016	15,844.41		631 Ordinary shares

ACN 003 485 952				
CBA Markets Limited ACN 003 485 952	Monday, 4 July 2016	1,858.14		74 Ordinary shares
CBA Markets Limited ACN 003 485 952	Monday, 4 July 2016	1,254.00		50 Ordinary shares
CBA Markets Limited ACN 003 485 952	Monday, 4 July 2016	17,674.35		705 Ordinary shares
CBA Markets Limited ACN 003 485 952	Monday, 4 July 2016	19,437.00		775 Ordinary shares
CBA Markets Limited ACN 003 485 952	Monday, 4 July 2016	17,437.55		695 Ordinary shares
CBA Markets Limited ACN 003 485 952	Monday, 4 July 2016	18,028.80		720 Ordinary shares
CBA Markets Limited ACN 003 485 952	Monday, 4 July 2016	14,738.20		590 Ordinary shares
CBA Markets Limited ACN 003 485 952	Monday, 4 July 2016	4,593.30		183 Ordinary shares
CBA Markets Limited ACN 003 485 952	Monday, 4 July 2016	13,729.70		547 Ordinary shares
CBA Markets Limited ACN 003 485 952	Monday, 4 July 2016	14,523.20		580 Ordinary shares
CBA Markets Limited ACN 003 485 952	Monday, 4 July 2016	13,739.00		550 Ordinary shares
CBA Markets Limited ACN 003 485 952	Monday, 4 July 2016	12,924.10		518 Ordinary shares
CBA Markets Limited ACN 003 485 952	Monday, 4 July 2016	673.65		27 Ordinary shares
CBA Markets Limited ACN 003 485 952	Monday, 4 July 2016	1,321.82		53 Ordinary shares
CBA Markets Limited ACN 003 485 952	Monday, 4 July 2016	18,086.40		720 Ordinary shares
CBA Markets Limited ACN 003 485 952	Monday, 4 July 2016	17,828.10		710 Ordinary shares
CBA Markets Limited ACN 003 485 952	Monday, 4 July 2016	10,332.96		412 Ordinary shares
CBA Markets Limited ACN 003 485 952	Monday, 4 July 2016	5,216.64		208 Ordinary shares

CBA Markets Limited ACN 003 485 952	Monday, 4 July 2016	2,006.40		80 Ordinary shares
CBA Markets Limited ACN 003 485 952	Monday, 4 July 2016	10,081.14		401 Ordinary shares
CBA Markets Limited ACN 003 485 952	Monday, 4 July 2016	569.94		23 Ordinary shares
CBA Markets Limited ACN 003 485 952	Monday, 4 July 2016	8,103.06		327 Ordinary shares
CBA Markets Limited ACN 003 485 952	Monday, 4 July 2016	8,552.55		345 Ordinary shares
CBA Markets Limited ACN 003 485 952	Monday, 4 July 2016	3,222.70		130 Ordinary shares
CBA Markets Limited ACN 003 485 952	Monday, 4 July 2016	718.91		29 Ordinary shares
CBA Markets Limited ACN 003 485 952	Monday, 4 July 2016	1,933.62		78 Ordinary shares
CBA Markets Limited ACN 003 485 952	Monday, 4 July 2016	2,925.22		118 Ordinary shares
CBA Markets Limited ACN 003 485 952	Monday, 4 July 2016	74.43		3 Ordinary shares
CBA Markets Limited ACN 003 485 952	Monday, 4 July 2016	1,571.22		63 Ordinary shares
CBA Markets Limited ACN 003 485 952	Monday, 4 July 2016	673.38		27 Ordinary shares
CBA Markets Limited ACN 003 485 952	Monday, 4 July 2016	7,881.04		316 Ordinary shares
CBA Markets Limited ACN 003 485 952	Monday, 4 July 2016	1,611.35		65 Ordinary shares
CBA Markets Limited ACN 003 485 952	Monday, 4 July 2016	694.68		28 Ordinary shares
CBA Markets Limited ACN 003 485 952	Monday, 4 July 2016	4,738.71		191 Ordinary shares
CBA Markets Limited ACN 003 485 952	Monday, 4 July 2016	496.20		20 Ordinary shares
CBA Markets Limited ACN 003 485 952	Monday, 4 July 2016	395.68		16 Ordinary shares
CBA Markets Limited	Monday, 4 July 2016	15,678.82		634 Ordinary shares

ACN 003 485 952				
CBA Markets Limited ACN 003 485 952	Monday, 4 July 2016	15,362.70		615 Ordinary shares
CBA Markets Limited ACN 003 485 952	Monday, 4 July 2016	9,015.50		365 Ordinary shares
CBA Markets Limited ACN 003 485 952	Monday, 4 July 2016	1,563.03		63 Ordinary shares
CBA Markets Limited ACN 003 485 952	Monday, 4 July 2016	10,056.15		405 Ordinary shares
CBA Markets Limited ACN 003 485 952	Monday, 4 July 2016	11,444.80		460 Ordinary shares
CBA Markets Limited ACN 003 485 952	Monday, 4 July 2016	12,974.00		520 Ordinary shares
CBA Markets Limited ACN 003 485 952	Monday, 4 July 2016	17,625.00		705 Ordinary shares
CBA Markets Limited ACN 003 485 952	Monday, 4 July 2016	13,140.75		525 Ordinary shares
CBA Markets Limited ACN 003 485 952	Monday, 4 July 2016	12,994.80		520 Ordinary shares
CBA Markets Limited ACN 003 485 952	Monday, 4 July 2016	13,276.50		530 Ordinary shares
CBA Markets Limited ACN 003 485 952	Monday, 4 July 2016	13,041.60		520 Ordinary shares
CBA Markets Limited ACN 003 485 952	Monday, 4 July 2016	13,652.25		545 Ordinary shares
CBA Markets Limited ACN 003 485 952	Monday, 4 July 2016	13,625.00		545 Ordinary shares
CBA Markets Limited ACN 003 485 952	Monday, 4 July 2016	5,129.10		205 Ordinary shares
CBA Markets Limited ACN 003 485 952	Monday, 4 July 2016	9,257.40		370 Ordinary shares
CBA Markets Limited ACN 003 485 952	Monday, 4 July 2016	14,471.00		580 Ordinary shares
CBA Markets Limited ACN 003 485 952	Monday, 4 July 2016	15,750.00		630 Ordinary shares
CBA Markets Limited ACN 003 485 952	Monday, 4 July 2016	5,319.68		213 Ordinary shares

CBA Markets Limited ACN 003 485 952	Monday, 4 July 2016	10,791.36		432 Ordinary shares
CBA Markets Limited ACN 003 485 952	Monday, 4 July 2016	4,638.84		186 Ordinary shares
CBA Markets Limited ACN 003 485 952	Tuesday, 5 July 2016	2,184.57		87 Ordinary shares
CBA Markets Limited ACN 003 485 952	Tuesday, 5 July 2016	6,603.93		263 Ordinary shares
CBA Markets Limited ACN 003 485 952	Tuesday, 5 July 2016	8,690.40		340 Ordinary shares
CBA Markets Limited ACN 003 485 952	Tuesday, 5 July 2016	8,539.15		335 Ordinary shares
CBA Markets Limited ACN 003 485 952	Tuesday, 5 July 2016	7,923.60		310 Ordinary shares
CBA Markets Limited ACN 003 485 952	Tuesday, 5 July 2016	15,983.10		630 Ordinary shares
CBA Markets Limited ACN 003 485 952	Tuesday, 5 July 2016	13,959.00		550 Ordinary shares
CBA Markets Limited ACN 003 485 952	Tuesday, 5 July 2016	13,329.75		525 Ordinary shares
CBA Markets Limited ACN 003 485 952	Tuesday, 5 July 2016	11,092.50		435 Ordinary shares
CBA Markets Limited ACN 003 485 952	Tuesday, 5 July 2016	8,935.50		350 Ordinary shares
CBA Markets Limited ACN 003 485 952	Tuesday, 5 July 2016	1,357.02		54 Ordinary shares
CBA Markets Limited ACN 003 485 952	Tuesday, 5 July 2016	6,609.19		263 Ordinary shares
CBA Markets Limited ACN 003 485 952	Tuesday, 5 July 2016	8,415.20		335 Ordinary shares
CBA Markets Limited ACN 003 485 952	Tuesday, 5 July 2016	9,135.95		365 Ordinary shares
CBA Markets Limited ACN 003 485 952	Tuesday, 5 July 2016	9,018.00		360 Ordinary shares
CBA Markets Limited ACN 003 485 952	Tuesday, 5 July 2016	8,613.90		340 Ordinary shares
CBA Markets Limited	Tuesday, 5 July 2016	8,773.35		345 Ordinary shares

ACN 003 485 952				
CBA Markets Limited ACN 003 485 952	Tuesday, 5 July 2016	2,952.20		116 Ordinary shares
CBA Markets Limited ACN 003 485 952	Tuesday, 5 July 2016	3,817.50		150 Ordinary shares
CBA Markets Limited ACN 003 485 952	Tuesday, 5 July 2016	1,272.50		50 Ordinary shares
CBA Markets Limited ACN 003 485 952	Tuesday, 5 July 2016	178.15		7 Ordinary shares
CBA Markets Limited ACN 003 485 952	Tuesday, 5 July 2016	178.15		7 Ordinary shares
CBA Markets Limited ACN 003 485 952	Tuesday, 5 July 2016	8,089.60		320 Ordinary shares
CBA Markets Limited ACN 003 485 952	Tuesday, 5 July 2016	7,273.20		290 Ordinary shares
CBA Markets Limited ACN 003 485 952	Tuesday, 5 July 2016	7,261.60		290 Ordinary shares
CBA Markets Limited ACN 003 485 952	Tuesday, 5 July 2016	3,728.84		146 Ordinary shares
CBA Markets Limited ACN 003 485 952	Tuesday, 5 July 2016	8,804.40		345 Ordinary shares
CBA Markets Limited ACN 003 485 952	Tuesday, 5 July 2016	6,631.68		264 Ordinary shares
CBA Markets Limited ACN 003 485 952	Tuesday, 5 July 2016	1,029.92		41 Ordinary shares
CBA Markets Limited ACN 003 485 952	Tuesday, 5 July 2016	1,783.52		71 Ordinary shares
CBA Markets Limited ACN 003 485 952	Tuesday, 5 July 2016	351.68		14 Ordinary shares
CBA Markets Limited ACN 003 485 952	Tuesday, 5 July 2016	1,582.56		63 Ordinary shares
CBA Markets Limited ACN 003 485 952	Tuesday, 5 July 2016	4,320.64		172 Ordinary shares
CBA Markets Limited ACN 003 485 952	Tuesday, 5 July 2016	75.39		3 Ordinary shares
CBA Markets Limited ACN 003 485 952	Tuesday, 5 July 2016	6,888.36		274 Ordinary shares

CBA Markets Limited ACN 003 485 952	Tuesday, 5 July 2016	11,776.59		469 Ordinary shares
CBA Markets Limited ACN 003 485 952	Tuesday, 5 July 2016	5,985.60		240 Ordinary shares
CBA Markets Limited ACN 003 485 952	Tuesday, 5 July 2016	5,867.95		235 Ordinary shares
CBA Markets Limited ACN 003 485 952	Tuesday, 5 July 2016	8,064.00		320 Ordinary shares
CBA Markets Limited ACN 003 485 952	Tuesday, 5 July 2016	7,671.00		300 Ordinary shares
CBA Markets Limited ACN 003 485 952	Tuesday, 5 July 2016	7,531.35		295 Ordinary shares
CBA Markets Limited ACN 003 485 952	Tuesday, 5 July 2016	7,403.70		290 Ordinary shares
CBA Markets Limited ACN 003 485 952	Tuesday, 5 July 2016	5,544.35		217 Ordinary shares
CBA Markets Limited ACN 003 485 952	Tuesday, 5 July 2016	2,248.40		88 Ordinary shares
CBA Markets Limited ACN 003 485 952	Tuesday, 5 July 2016	76.62		3 Ordinary shares
CBA Markets Limited ACN 003 485 952	Tuesday, 5 July 2016	3,472.08		136 Ordinary shares
CBA Markets Limited ACN 003 485 952	Tuesday, 5 July 2016	1,097.79		43 Ordinary shares
CBA Markets Limited ACN 003 485 952	Tuesday, 5 July 2016	51.08		2 Ordinary shares
CBA Markets Limited ACN 003 485 952	Tuesday, 5 July 2016	302.04		12 Ordinary shares
CBA Markets Limited ACN 003 485 952	Tuesday, 5 July 2016	7,139.76		284 Ordinary shares
CBA Markets Limited ACN 003 485 952	Tuesday, 5 July 2016	2,666.96		106 Ordinary shares
CBA Markets Limited ACN 003 485 952	Tuesday, 5 July 2016	14,976.15		595 Ordinary shares
CBA Markets Limited ACN 003 485 952	Tuesday, 5 July 2016	15,221.80		605 Ordinary shares
CBA Markets Limited	Tuesday, 5 July 2016	5,879.70		235 Ordinary shares

ACN 003 485 952				
CBA Markets Limited ACN 003 485 952	Tuesday, 5 July 2016	7,244.20		290 Ordinary shares
CBA Markets Limited ACN 003 485 952	Tuesday, 5 July 2016	7,229.70		290 Ordinary shares
CBA Markets Limited ACN 003 485 952	Tuesday, 5 July 2016	9,014.40		360 Ordinary shares
CBA Markets Limited ACN 003 485 952	Tuesday, 5 July 2016	3,228.87		129 Ordinary shares
CBA Markets Limited ACN 003 485 952	Tuesday, 5 July 2016	5,781.93		231 Ordinary shares
CBA Markets Limited ACN 003 485 952	Tuesday, 5 July 2016	9,093.60		360 Ordinary shares
CBA Markets Limited ACN 003 485 952	Tuesday, 5 July 2016	9,828.00		390 Ordinary shares
CBA Markets Limited ACN 003 485 952	Tuesday, 5 July 2016	12,038.40		480 Ordinary shares
CBA Markets Limited ACN 003 485 952	Tuesday, 5 July 2016	12,052.80		480 Ordinary shares
CBA Markets Limited ACN 003 485 952	Tuesday, 5 July 2016	14,469.12		576 Ordinary shares
CBA Markets Limited ACN 003 485 952	Tuesday, 5 July 2016	13,575.60		540 Ordinary shares
CBA Markets Limited ACN 003 485 952	Tuesday, 5 July 2016	7,812.00		310 Ordinary shares
CBA Markets Limited ACN 003 485 952	Tuesday, 5 July 2016	9,659.65		385 Ordinary shares
CBA Markets Limited ACN 003 485 952	Tuesday, 5 July 2016	7,290.60		290 Ordinary shares
CBA Markets Limited ACN 003 485 952	Tuesday, 5 July 2016	7,209.40		290 Ordinary shares
CBA Markets Limited ACN 003 485 952	Tuesday, 5 July 2016	6,230.00		250 Ordinary shares
CBA Markets Limited ACN 003 485 952	Tuesday, 5 July 2016	12,303.24		489 Ordinary shares
CBA Markets Limited ACN 003 485 952	Wednesday, 6 July 2016	10,182.90		390 Ordinary shares



CBA Markets Limited ACN 003 485 952	Wednesday, 6 July 2016	10,277.90		395 Ordinary shares
CBA Markets Limited ACN 003 485 952	Wednesday, 6 July 2016	2,332.80		90 Ordinary shares
CBA Markets Limited ACN 003 485 952	Wednesday, 6 July 2016	15,552.00		600 Ordinary shares
CBA Markets Limited ACN 003 485 952	Wednesday, 6 July 2016	18,950.80		730 Ordinary shares
CBA Markets Limited ACN 003 485 952	Wednesday, 6 July 2016	18,568.55		715 Ordinary shares
CBA Markets Limited ACN 003 485 952	Wednesday, 6 July 2016	19,047.30		734 Ordinary shares
CBA Markets Limited ACN 003 485 952	Wednesday, 6 July 2016	3,139.95		121 Ordinary shares
CBA Markets Limited ACN 003 485 952	Wednesday, 6 July 2016	26,318.95		1,015 Ordinary shares
CBA Markets Limited ACN 003 485 952	Wednesday, 6 July 2016	26,227.60		1,015 Ordinary shares
CBA Markets Limited ACN 003 485 952	Wednesday, 6 July 2016	7,263.20		280 Ordinary shares
CBA Markets Limited ACN 003 485 952	Wednesday, 6 July 2016	7,384.35		285 Ordinary shares
CBA Markets Limited ACN 003 485 952	Wednesday, 6 July 2016	8,078.60		310 Ordinary shares
CBA Markets Limited ACN 003 485 952	Wednesday, 6 July 2016	11,257.80		435 Ordinary shares
CBA Markets Limited ACN 003 485 952	Wednesday, 6 July 2016	4,699.24		182 Ordinary shares
CBA Markets Limited ACN 003 485 952	Wednesday, 6 July 2016	6,403.36		248 Ordinary shares
CBA Markets Limited ACN 003 485 952	Wednesday, 6 July 2016	7,522.60		290 Ordinary shares
CBA Markets Limited ACN 003 485 952	Wednesday, 6 July 2016	11,102.60		430 Ordinary shares
CBA Markets Limited ACN 003 485 952	Wednesday, 6 July 2016	11,076.80		430 Ordinary shares
CBA Markets Limited	Thursday, 7 July 2016	13,671.00		525 Ordinary shares

ACN 003 485 952				
CBA Markets Limited ACN 003 485 952	Thursday, 7 July 2016	9,396.00		360 Ordinary shares
CBA Markets Limited ACN 003 485 952	Thursday, 7 July 2016	9,269.05		355 Ordinary shares
CBA Markets Limited ACN 003 485 952	Thursday, 7 July 2016	25,011.45		955 Ordinary shares
CBA Markets Limited ACN 003 485 952	Thursday, 7 July 2016	52,081.96		1,989 Ordinary shares
CBA Markets Limited ACN 003 485 952	Thursday, 7 July 2016	22,523.40		860 Ordinary shares
CBA Markets Limited ACN 003 485 952	Thursday, 7 July 2016	29,463.75		1,125 Ordinary shares
CBA Markets Limited ACN 003 485 952	Thursday, 7 July 2016	28,984.15		1,105 Ordinary shares
CBA Markets Limited ACN 003 485 952	Thursday, 7 July 2016	37,553.95		1,435 Ordinary shares
CBA Markets Limited ACN 003 485 952	Thursday, 7 July 2016	339.82		13 Ordinary shares
CBA Markets Limited ACN 003 485 952	Thursday, 7 July 2016	4,417.66		169 Ordinary shares
CBA Markets Limited ACN 003 485 952	Thursday, 7 July 2016	4,443.80		170 Ordinary shares
CBA Markets Limited ACN 003 485 952	Thursday, 7 July 2016	26.14		1 Ordinary shares
CBA Markets Limited ACN 003 485 952	Thursday, 7 July 2016	2,614.00		100 Ordinary shares
CBA Markets Limited ACN 003 485 952	Thursday, 7 July 2016	5,228.00		200 Ordinary shares
CBA Markets Limited ACN 003 485 952	Thursday, 7 July 2016	653.50		25 Ordinary shares
CBA Markets Limited ACN 003 485 952	Thursday, 7 July 2016	33,718.40		1,285 Ordinary shares
CBA Markets Limited ACN 003 485 952	Thursday, 7 July 2016	33,574.40		1,280 Ordinary shares
CBA Markets Limited ACN 003 485 952	Thursday, 7 July 2016	9,854.78		377 Ordinary shares

CBA Markets Limited ACN 003 485 952	Thursday, 7 July 2016	7,319.20		280 Ordinary shares
CBA Markets Limited ACN 003 485 952	Thursday, 7 July 2016	10,201.19		391 Ordinary shares
CBA Markets Limited ACN 003 485 952	Thursday, 7 July 2016	3,369.48		129 Ordinary shares
CBA Markets Limited ACN 003 485 952	Friday, 8 July 2016	23,753.40		915 Ordinary shares
CBA Markets Limited ACN 003 485 952	Friday, 8 July 2016	5,202.00		200 Ordinary shares
CBA Markets Limited ACN 003 485 952	Friday, 8 July 2016	26.01		1 Ordinary shares
CBA Markets Limited ACN 003 485 952	Friday, 8 July 2016	2,861.10		110 Ordinary shares
CBA Markets Limited ACN 003 485 952	Friday, 8 July 2016	9,337.59		359 Ordinary shares
CBA Markets Limited ACN 003 485 952	Friday, 8 July 2016	1,328.04		51 Ordinary shares
CBA Markets Limited ACN 003 485 952	Friday, 8 July 2016	26.05		1 Ordinary shares
CBA Markets Limited ACN 003 485 952	Friday, 8 July 2016	5,210.00		200 Ordinary shares
CBA Markets Limited ACN 003 485 952	Friday, 8 July 2016	2,683.15		103 Ordinary shares
CBA Markets Limited ACN 003 485 952	Friday, 8 July 2016	1,953.75		75 Ordinary shares
CBA Markets Limited ACN 003 485 952	Friday, 8 July 2016	651.25		25 Ordinary shares
CBA Markets Limited ACN 003 485 952	Friday, 8 July 2016	11,331.75		435 Ordinary shares
CBA Markets Limited ACN 003 485 952	Friday, 8 July 2016	11,218.70		430 Ordinary shares
CBA Markets Limited ACN 003 485 952	Friday, 8 July 2016	4,673.69		179 Ordinary shares
CBA Markets Limited ACN 003 485 952	Friday, 8 July 2016	2,193.24		84 Ordinary shares
CBA Markets Limited	Friday, 8 July 2016	4,490.92		172 Ordinary shares

ACN 003 485 952				
CBA Markets Limited ACN 003 485 952	Friday, 8 July 2016	27,008.08		1,034 Ordinary shares
CBA Markets Limited ACN 003 485 952	Friday, 8 July 2016	10,159.50		390 Ordinary shares
CBA Markets Limited ACN 003 485 952	Friday, 8 July 2016	10,814.90		415 Ordinary shares
CBA Markets Limited ACN 003 485 952	Friday, 8 July 2016	6,616.70		254 Ordinary shares
CBA Markets Limited ACN 003 485 952	Friday, 8 July 2016	4,324.30		166 Ordinary shares
CBA Markets Limited ACN 003 485 952	Friday, 8 July 2016	13,075.00		500 Ordinary shares
CBA Markets Limited ACN 003 485 952	Friday, 8 July 2016	1,807.40		70 Ordinary shares
CBA Markets Limited ACN 003 485 952	Friday, 8 July 2016	3,124.22		121 Ordinary shares
CBA Markets Limited ACN 003 485 952	Friday, 8 July 2016	10,413.97		401 Ordinary shares
CBA Markets Limited ACN 003 485 952	Friday, 8 July 2016	6,752.20		260 Ordinary shares
CBA Markets Limited ACN 003 485 952	Friday, 8 July 2016	5,947.13		229 Ordinary shares
CBA Markets Limited ACN 003 485 952	Friday, 8 July 2016	9,363.60		360 Ordinary shares
CBA Markets Limited ACN 003 485 952	Friday, 8 July 2016	2,367.82		91 Ordinary shares
CBA Markets Limited ACN 003 485 952	Friday, 8 July 2016	5,965.45		229 Ordinary shares
CBA Markets Limited ACN 003 485 952	Friday, 8 July 2016	8,726.75		335 Ordinary shares
CBA Markets Limited ACN 003 485 952	Friday, 8 July 2016	8,726.75		335 Ordinary shares
CBA Markets Limited ACN 003 485 952	Friday, 8 July 2016	8,987.25		345 Ordinary shares
CBA Markets Limited ACN 003 485 952	Friday, 8 July 2016	5,157.90		198 Ordinary shares

CBA Markets Limited ACN 003 485 952	Friday, 8 July 2016	3,803.30		146 Ordinary shares
CBA Markets Limited ACN 003 485 952	Friday, 8 July 2016	26.05		1 Ordinary shares
CBA Markets Limited ACN 003 485 952	Friday, 8 July 2016	8,857.00		340 Ordinary shares
CBA Markets Limited ACN 003 485 952	Friday, 8 July 2016	547.68		21 Ordinary shares
CBA Markets Limited ACN 003 485 952	Friday, 8 July 2016	8,580.32		329 Ordinary shares
CBA Markets Limited ACN 003 485 952	Friday, 8 July 2016	2,477.60		95 Ordinary shares
CBA Markets Limited ACN 003 485 952	Friday, 8 July 2016	4,670.11		179 Ordinary shares
CBA Markets Limited ACN 003 485 952	Friday, 8 July 2016	6,939.94		266 Ordinary shares
CBA Markets Limited ACN 003 485 952	Friday, 8 July 2016	12,252.90		470 Ordinary shares
CBA Markets Limited ACN 003 485 952	Friday, 8 July 2016	12,006.00		460 Ordinary shares
CBA Markets Limited ACN 003 485 952	Friday, 8 July 2016	12,001.40		460 Ordinary shares
CBA Markets Limited ACN 003 485 952	Friday, 8 July 2016	4,202.10		161 Ordinary shares
CBA Markets Limited ACN 003 485 952	Friday, 8 July 2016	8,717.40		334 Ordinary shares
CBA Markets Limited ACN 003 485 952	Friday, 8 July 2016	17,540.60		670 Ordinary shares
CBA Markets Limited ACN 003 485 952	Friday, 8 July 2016	13,933.08		532 Ordinary shares
CBA Markets Limited ACN 003 485 952	Friday, 8 July 2016	3,090.42		118 Ordinary shares
CBA Markets Limited ACN 003 485 952	Friday, 8 July 2016	19,912.00		760 Ordinary shares
CBA Markets Limited ACN 003 485 952	Friday, 8 July 2016	11,610.05		445 Ordinary shares
CBA Markets Limited	Friday, 8 July 2016	11,987.60		460 Ordinary shares

ACN 003 485 952				
CBA Markets Limited ACN 003 485 952	Tuesday, 19 July 2016	10,068.57		419 Ordinary shares
CBA Markets Limited ACN 003 485 952	Tuesday, 19 July 2016	48.50		2 Ordinary shares
CBA Markets Limited ACN 003 485 952	Tuesday, 19 July 2016	9,481.75		391 Ordinary shares
CBA Markets Limited ACN 003 485 952	Tuesday, 19 July 2016	1,721.75		71 Ordinary shares
CBA Markets Limited ACN 003 485 952	Tuesday, 19 July 2016	6,353.50		262 Ordinary shares
CBA Markets Limited ACN 003 485 952	Tuesday, 19 July 2016	7,711.50		318 Ordinary shares
CBA Markets Limited ACN 003 485 952	Tuesday, 19 July 2016	10,938.40		452 Ordinary shares
CBA Markets Limited ACN 003 485 952	Tuesday, 19 July 2016	16,044.60		663 Ordinary shares
CBA Markets Limited ACN 003 485 952	Tuesday, 19 July 2016	28,329.25		1,175 Ordinary shares
CBA Markets Limited ACN 003 485 952	Tuesday, 19 July 2016	624.78		26 Ordinary shares
CBA Markets Limited ACN 003 485 952	Tuesday, 19 July 2016	2,114.64		88 Ordinary shares
CBA Markets Limited ACN 003 485 952	Tuesday, 19 July 2016	4,987.80		204 Ordinary shares
CBA Markets Limited ACN 003 485 952	Tuesday, 19 July 2016	17,518.29		723 Ordinary shares
CBA Markets Limited ACN 003 485 952	Tuesday, 19 July 2016	8,407.81		347 Ordinary shares
CBA Markets Limited ACN 003 485 952	Tuesday, 19 July 2016	1,649.00		68 Ordinary shares
CBA Markets Limited ACN 003 485 952	Tuesday, 19 July 2016	5,577.50		230 Ordinary shares
CBA Markets Limited ACN 003 485 952	Tuesday, 19 July 2016	1,843.00		76 Ordinary shares
CBA Markets Limited ACN 003 485 952	Tuesday, 19 July 2016	4,559.00		188 Ordinary shares

CBA Markets Limited ACN 003 485 952	Tuesday, 19 July 2016	6,862.75		283 Ordinary shares
CBA Markets Limited ACN 003 485 952	Tuesday, 19 July 2016	1,115.50		46 Ordinary shares
CBA Markets Limited ACN 003 485 952	Tuesday, 19 July 2016	20,569.68		856 Ordinary shares
CBA Markets Limited ACN 003 485 952	Tuesday, 19 July 2016	22,920.00		955 Ordinary shares
CBA Markets Limited ACN 003 485 952	Wednesday, 20 July 2016	4,252.16		176 Ordinary shares
CBA Markets Limited ACN 003 485 952	Wednesday, 20 July 2016	7,151.36		296 Ordinary shares
CBA Markets Limited ACN 003 485 952	Wednesday, 20 July 2016	4,832.00		200 Ordinary shares
CBA Markets Limited ACN 003 485 952	Wednesday, 20 July 2016	1,159.68		48 Ordinary shares
CBA Markets Limited ACN 003 485 952	Wednesday, 20 July 2016	17,274.40		715 Ordinary shares
CBA Markets Limited ACN 003 485 952	Wednesday, 20 July 2016	12,385.28		512 Ordinary shares
CBA Markets Limited ACN 003 485 952	Wednesday, 20 July 2016	4,668.67		193 Ordinary shares
CBA Markets Limited ACN 003 485 952	Wednesday, 20 July 2016	1,210.75		50 Ordinary shares
CBA Markets Limited ACN 003 485 952	Wednesday, 20 July 2016	1,428.68		59 Ordinary shares
CBA Markets Limited ACN 003 485 952	Wednesday, 20 July 2016	7,150.80		295 Ordinary shares
CBA Markets Limited ACN 003 485 952	Wednesday, 20 July 2016	1,842.24		76 Ordinary shares
CBA Markets Limited ACN 003 485 952	Wednesday, 20 July 2016	5,623.68		232 Ordinary shares
CBA Markets Limited ACN 003 485 952	Wednesday, 20 July 2016	5,866.08		242 Ordinary shares
CBA Markets Limited ACN 003 485 952	Wednesday, 20 July 2016	436.32		18 Ordinary shares
CBA Markets Limited	Wednesday, 20 July	6,350.88		262 Ordinary shares

ACN 003 485 952	2016			
CBA Markets Limited ACN 003 485 952	Wednesday, 20 July 2016	774.88		32 Ordinary shares
CBA Markets Limited ACN 003 485 952	Wednesday, 20 July 2016	1,331.83		55 Ordinary shares
CBA Markets Limited ACN 003 485 952	Wednesday, 20 July 2016	1,573.97		65 Ordinary shares
CBA Markets Limited ACN 003 485 952	Wednesday, 20 July 2016	460.18		19 Ordinary shares
CBA Markets Limited ACN 003 485 952	Wednesday, 20 July 2016	6,812.40		280 Ordinary shares
CBA Markets Limited ACN 003 485 952	Wednesday, 20 July 2016	6,805.40		280 Ordinary shares
CBA Markets Limited ACN 003 485 952	Wednesday, 20 July 2016	1,093.95		45 Ordinary shares
CBA Markets Limited ACN 003 485 952	Wednesday, 20 July 2016	2,524.60		104 Ordinary shares
CBA Markets Limited ACN 003 485 952	Wednesday, 20 July 2016	3,229.24		133 Ordinary shares
CBA Markets Limited ACN 003 485 952	Wednesday, 20 July 2016	2,136.64		88 Ordinary shares
CBA Markets Limited ACN 003 485 952	Wednesday, 20 July 2016	7,750.40		320 Ordinary shares
CBA Markets Limited ACN 003 485 952	Wednesday, 20 July 2016	3,729.11		154 Ordinary shares
CBA Markets Limited ACN 003 485 952	Wednesday, 20 July 2016	3,899.42		161 Ordinary shares
CBA Markets Limited ACN 003 485 952	Wednesday, 20 July 2016	7,638.75		315 Ordinary shares
CBA Markets Limited ACN 003 485 952	Wednesday, 20 July 2016	460.94		19 Ordinary shares
CBA Markets Limited ACN 003 485 952	Wednesday, 20 July 2016	7,423.56		306 Ordinary shares
CBA Markets Limited ACN 003 485 952	Wednesday, 20 July 2016	8,854.90		365 Ordinary shares
CBA Markets Limited ACN 003 485 952	Wednesday, 20 July 2016	5,118.86		211 Ordinary shares



CBA Markets Limited ACN 003 485 952	Wednesday, 20 July 2016	4,787.64		198 Ordinary shares
CBA Markets Limited ACN 003 485 952	Wednesday, 20 July 2016	1,329.90		55 Ordinary shares
CBA Markets Limited ACN 003 485 952	Wednesday, 20 July 2016	2,013.58		83 Ordinary shares
CBA Markets Limited ACN 003 485 952	Wednesday, 20 July 2016	11,416.30		470 Ordinary shares
CBA Markets Limited ACN 003 485 952	Wednesday, 20 July 2016	1,995.06		82 Ordinary shares
CBA Markets Limited ACN 003 485 952	Wednesday, 20 July 2016	10,534.89		433 Ordinary shares
CBA Markets Limited ACN 003 485 952	Wednesday, 20 July 2016	12,905.50		530 Ordinary shares
CBA Markets Limited ACN 003 485 952	Wednesday, 20 July 2016	13,746.45		565 Ordinary shares
CBA Markets Limited ACN 003 485 952	Wednesday, 20 July 2016	13,647.20		560 Ordinary shares
CBA Markets Limited ACN 003 485 952	Wednesday, 20 July 2016	5,483.25		225 Ordinary shares
CBA Markets Limited ACN 003 485 952	Wednesday, 20 July 2016	7,012.20		290 Ordinary shares
CBA Markets Limited ACN 003 485 952	Wednesday, 20 July 2016	6,360.57		261 Ordinary shares
CBA Markets Limited ACN 003 485 952	Wednesday, 20 July 2016	609.25		25 Ordinary shares
CBA Markets Limited ACN 003 485 952	Wednesday, 20 July 2016	1,364.16		56 Ordinary shares
CBA Markets Limited ACN 003 485 952	Wednesday, 20 July 2016	1,291.08		53 Ordinary shares
CBA Markets Limited ACN 003 485 952	Wednesday, 20 July 2016	1,340.35		55 Ordinary shares
CBA Markets Limited ACN 003 485 952	Wednesday, 20 July 2016	268.18		11 Ordinary shares
CBA Markets Limited ACN 003 485 952	Wednesday, 20 July 2016	6,241.28		256 Ordinary shares
CBA Markets Limited	Wednesday, 20 July	5,704.92		234 Ordinary shares

ACN 003 485 952	2016			
CBA Markets Limited ACN 003 485 952	Wednesday, 20 July 2016	1,438.42		59 Ordinary shares
CBA Markets Limited ACN 003 485 952	Wednesday, 20 July 2016	15,006.00		615 Ordinary shares
CBA Markets Limited ACN 003 485 952	Wednesday, 20 July 2016	17,790.10		730 Ordinary shares
CBA Markets Limited ACN 003 485 952	Wednesday, 20 July 2016	15,097.00		620 Ordinary shares
CBA Markets Limited ACN 003 485 952	Wednesday, 20 July 2016	1,339.25		55 Ordinary shares
CBA Markets Limited ACN 003 485 952	Wednesday, 20 July 2016	15,788.50		650 Ordinary shares
CBA Markets Limited ACN 003 485 952	Wednesday, 20 July 2016	13,354.00		550 Ordinary shares
CBA Markets Limited ACN 003 485 952	Wednesday, 20 July 2016	3,520.60		145 Ordinary shares
CBA Markets Limited ACN 003 485 952	Wednesday, 20 July 2016	16,780.80		690 Ordinary shares
CBA Markets Limited ACN 003 485 952	Wednesday, 20 July 2016	704.41		29 Ordinary shares
CBA Markets Limited ACN 003 485 952	Wednesday, 20 July 2016	1,214.50		50 Ordinary shares
CBA Markets Limited ACN 003 485 952	Wednesday, 20 July 2016	14,962.64		616 Ordinary shares
CBA Markets Limited ACN 003 485 952	Wednesday, 20 July 2016	5,827.20		240 Ordinary shares
CBA Markets Limited ACN 003 485 952	Wednesday, 20 July 2016	3,396.40		140 Ordinary shares
CBA Markets Limited ACN 003 485 952	Wednesday, 20 July 2016	3,530.28		146 Ordinary shares
CBA Markets Limited ACN 003 485 952	Wednesday, 20 July 2016	824.84		34 Ordinary shares
CBA Markets Limited ACN 003 485 952	Wednesday, 20 July 2016	9,332.40		385 Ordinary shares
CBA Markets Limited ACN 003 485 952	Wednesday, 20 July 2016	8,027.76		332 Ordinary shares

CBA Markets Limited ACN 003 485 952	Wednesday, 20 July 2016	459.42		19 Ordinary shares
CBA Markets Limited ACN 003 485 952	Wednesday, 20 July 2016	9,946.60		410 Ordinary shares
CBA Markets Limited ACN 003 485 952	Wednesday, 20 July 2016	6,791.40		280 Ordinary shares
CBA Markets Limited ACN 003 485 952	Wednesday, 20 July 2016	727.80		30 Ordinary shares
CBA Markets Limited ACN 003 485 952	Wednesday, 20 July 2016	1,868.02		77 Ordinary shares
CBA Markets Limited ACN 003 485 952	Wednesday, 20 July 2016	7,616.70		315 Ordinary shares
CBA Markets Limited ACN 003 485 952	Wednesday, 20 July 2016	9,983.50		410 Ordinary shares
CBA Markets Limited ACN 003 485 952	Wednesday, 20 July 2016	5,478.75		225 Ordinary shares
CBA Markets Limited ACN 003 485 952	Wednesday, 20 July 2016	15,187.50		625 Ordinary shares
CBA Markets Limited ACN 003 485 952	Wednesday, 20 July 2016	15,660.60		645 Ordinary shares
CBA Markets Limited ACN 003 485 952	Wednesday, 20 July 2016	655.56		27 Ordinary shares
CBA Markets Limited ACN 003 485 952	Wednesday, 20 July 2016	6,968.36		287 Ordinary shares
CBA Markets Limited ACN 003 485 952	Wednesday, 20 July 2016	3,405.86		141 Ordinary shares
CBA Markets Limited ACN 003 485 952	Wednesday, 20 July 2016	17,395.20		720 Ordinary shares
CBA Markets Limited ACN 003 485 952	Thursday, 21 July 2016	24,418.17		1,029 Ordinary shares
CBA Markets Limited ACN 003 485 952	Thursday, 21 July 2016	10,383.92		443 Ordinary shares
CBA Markets Limited ACN 003 485 952	Thursday, 21 July 2016	5,320.88		227 Ordinary shares
CBA Markets Limited ACN 003 485 952	Thursday, 21 July 2016	12,214.80		520 Ordinary shares
CBA Markets Limited	Thursday, 21 July 2016	7,694.88		328 Ordinary shares

ACN 003 485 952				
CBA Markets Limited ACN 003 485 952	Thursday, 21 July 2016	352.05		15 Ordinary shares
CBA Markets Limited ACN 003 485 952	Thursday, 21 July 2016	610.22		26 Ordinary shares
CBA Markets Limited ACN 003 485 952	Thursday, 21 July 2016	2,957.22		126 Ordinary shares
CBA Markets Limited ACN 003 485 952	Thursday, 21 July 2016	1,404.90		60 Ordinary shares
CBA Markets Limited ACN 003 485 952	Thursday, 21 July 2016	6,089.20		260 Ordinary shares
CBA Markets Limited ACN 003 485 952	Thursday, 21 July 2016	1,709.66		73 Ordinary shares
CBA Markets Limited ACN 003 485 952	Thursday, 21 July 2016	1,100.74		47 Ordinary shares
CBA Markets Limited ACN 003 485 952	Thursday, 21 July 2016	3,486.60		149 Ordinary shares
CBA Markets Limited ACN 003 485 952	Thursday, 21 July 2016	3,978.00		170 Ordinary shares
CBA Markets Limited ACN 003 485 952	Thursday, 21 July 2016	2,831.40		121 Ordinary shares
CBA Markets Limited ACN 003 485 952	Thursday, 21 July 2016	10,530.00		450 Ordinary shares
CBA Markets Limited ACN 003 485 952	Thursday, 21 July 2016	10,304.80		440 Ordinary shares
CBA Markets Limited ACN 003 485 952	Thursday, 21 July 2016	10,291.60		440 Ordinary shares
CBA Markets Limited ACN 003 485 952	Thursday, 21 July 2016	10,876.35		465 Ordinary shares
CBA Markets Limited ACN 003 485 952	Thursday, 21 July 2016	140.28		6 Ordinary shares
CBA Markets Limited ACN 003 485 952	Thursday, 21 July 2016	2,338.00		100 Ordinary shares
CBA Markets Limited ACN 003 485 952	Thursday, 21 July 2016	4,138.26		177 Ordinary shares
CBA Markets Limited ACN 003 485 952	Thursday, 21 July 2016	678.02		29 Ordinary shares

CBA Markets Limited ACN 003 485 952	Thursday, 21 July 2016	5,050.08		216 Ordinary shares
CBA Markets Limited ACN 003 485 952	Thursday, 21 July 2016	46.74		2 Ordinary shares
CBA Markets Limited ACN 003 485 952	Thursday, 21 July 2016	46.75		2 Ordinary shares
CBA Markets Limited ACN 003 485 952	Thursday, 21 July 2016	13,630.54		583 Ordinary shares
CBA Markets Limited ACN 003 485 952	Thursday, 21 July 2016	14,132.80		605 Ordinary shares
CBA Markets Limited ACN 003 485 952	Thursday, 21 July 2016	15,171.00		650 Ordinary shares
CBA Markets Limited ACN 003 485 952	Thursday, 21 July 2016	8,670.27		371 Ordinary shares
CBA Markets Limited ACN 003 485 952	Thursday, 21 July 2016	2,523.96		108 Ordinary shares
CBA Markets Limited ACN 003 485 952	Thursday, 21 July 2016	701.10		30 Ordinary shares
CBA Markets Limited ACN 003 485 952	Thursday, 21 July 2016	635.85		27 Ordinary shares
CBA Markets Limited ACN 003 485 952	Thursday, 21 July 2016	8,619.30		366 Ordinary shares
CBA Markets Limited ACN 003 485 952	Thursday, 21 July 2016	11,294.40		480 Ordinary shares
CBA Markets Limited ACN 003 485 952	Thursday, 21 July 2016	11,270.40		480 Ordinary shares
CBA Markets Limited ACN 003 485 952	Thursday, 21 July 2016	11,002.70		470 Ordinary shares
CBA Markets Limited ACN 003 485 952	Thursday, 21 July 2016	2,854.80		122 Ordinary shares
CBA Markets Limited ACN 003 485 952	Thursday, 21 July 2016	8,143.20		348 Ordinary shares
CBA Markets Limited ACN 003 485 952	Thursday, 21 July 2016	11,054.40		470 Ordinary shares
CBA Markets Limited ACN 003 485 952	Thursday, 21 July 2016	1,577.52		67 Ordinary shares
CBA Markets Limited	Thursday, 21 July 2016	10,174.65		435 Ordinary shares

ACN 003 485 952				
CBA Markets Limited ACN 003 485 952	Thursday, 21 July 2016	1,029.16		44 Ordinary shares
CBA Markets Limited ACN 003 485 952	Thursday, 21 July 2016	4,163.42		178 Ordinary shares
CBA Markets Limited ACN 003 485 952	Thursday, 21 July 2016	5,099.02		218 Ordinary shares
CBA Markets Limited ACN 003 485 952	Thursday, 21 July 2016	10,539.00		450 Ordinary shares
CBA Markets Limited ACN 003 485 952	Thursday, 21 July 2016	3,249.82		139 Ordinary shares
CBA Markets Limited ACN 003 485 952	Thursday, 21 July 2016	18,088.50		775 Ordinary shares
CBA Markets Limited ACN 003 485 952	Thursday, 21 July 2016	18,322.20		780 Ordinary shares
CBA Markets Limited ACN 003 485 952	Thursday, 21 July 2016	24,460.80		1,040 Ordinary shares
CBA Markets Limited ACN 003 485 952	Thursday, 21 July 2016	25,032.83		1,065 Ordinary shares
CBA Markets Limited ACN 003 485 952	Thursday, 21 July 2016	4,568.70		194 Ordinary shares
CBA Markets Limited ACN 003 485 952	Thursday, 21 July 2016	10,220.70		434 Ordinary shares
CBA Markets Limited ACN 003 485 952	Thursday, 21 July 2016	2,684.70		114 Ordinary shares
CBA Markets Limited ACN 003 485 952	Thursday, 21 July 2016	70.65		3 Ordinary shares
CBA Markets Limited ACN 003 485 952	Thursday, 21 July 2016	70.65		3 Ordinary shares
CBA Markets Limited ACN 003 485 952	Thursday, 21 July 2016	18,620.30		790 Ordinary shares
CBA Markets Limited ACN 003 485 952	Thursday, 21 July 2016	115,304.44		4,892 Ordinary shares
CBA Markets Limited ACN 003 485 952	Thursday, 21 July 2016	37,853.42		1,606 Ordinary shares
CBA Markets Limited ACN 003 485 952	Thursday, 21 July 2016	18,881.10		810 Ordinary shares

CBA Markets Limited ACN 003 485 952	Thursday, 21 July 2016	12,929.14		553 Ordinary shares
CBA Markets Limited ACN 003 485 952	Thursday, 21 July 2016	70.14		3 Ordinary shares
CBA Markets Limited ACN 003 485 952	Thursday, 21 July 2016	4,960.80		212 Ordinary shares
CBA Markets Limited ACN 003 485 952	Thursday, 21 July 2016	11,770.20		503 Ordinary shares
CBA Markets Limited ACN 003 485 952	Thursday, 21 July 2016	11,152.26		477 Ordinary shares
CBA Markets Limited ACN 003 485 952	Thursday, 21 July 2016	5,447.54		233 Ordinary shares
CBA Markets Limited ACN 003 485 952	Thursday, 21 July 2016	11,796.80		505 Ordinary shares
CBA Markets Limited ACN 003 485 952	Thursday, 21 July 2016	6,891.20		295 Ordinary shares
CBA Markets Limited ACN 003 485 952	Thursday, 21 July 2016	20,180.45		865 Ordinary shares
CBA Markets Limited ACN 003 485 952	Thursday, 21 July 2016	3,412.02		146 Ordinary shares
CBA Markets Limited ACN 003 485 952	Friday, 22 July 2016	3,668.94		153 Ordinary shares
CBA Markets Limited ACN 003 485 952	Friday, 22 July 2016	25,119.45		1,035 Ordinary shares
CBA Markets Limited ACN 003 485 952	Friday, 22 July 2016	14,410.90		595 Ordinary shares
CBA Markets Limited ACN 003 485 952	Friday, 22 July 2016	7,260.00		300 Ordinary shares
CBA Markets Limited ACN 003 485 952	Friday, 22 July 2016	774.40		32 Ordinary shares
CBA Markets Limited ACN 003 485 952	Friday, 22 July 2016	6,038.80		248 Ordinary shares
CBA Markets Limited ACN 003 485 952	Friday, 22 July 2016	24.37		1 Ordinary shares
CBA Markets Limited ACN 003 485 952	Friday, 22 July 2016	6,336.20		260 Ordinary shares
CBA Markets Limited	Friday, 22 July 2016	4,556.20		190 Ordinary shares

ACN 003 485 952				
CBA Markets Limited ACN 003 485 952	Friday, 22 July 2016	4,796.00		200 Ordinary shares
CBA Markets Limited ACN 003 485 952	Friday, 22 July 2016	1,175.02		49 Ordinary shares
CBA Markets Limited ACN 003 485 952	Friday, 22 July 2016	6,162.86		257 Ordinary shares
CBA Markets Limited ACN 003 485 952	Friday, 22 July 2016	3,363.06		138 Ordinary shares
CBA Markets Limited ACN 003 485 952	Friday, 22 July 2016	633.62		26 Ordinary shares
CBA Markets Limited ACN 003 485 952	Friday, 22 July 2016	10,323.25		425 Ordinary shares
CBA Markets Limited ACN 003 485 952	Friday, 22 July 2016	10,348.75		425 Ordinary shares
CBA Markets Limited ACN 003 485 952	Friday, 22 July 2016	6,425.76		264 Ordinary shares
CBA Markets Limited ACN 003 485 952	Friday, 22 July 2016	5,257.44		216 Ordinary shares
CBA Markets Limited ACN 003 485 952	Friday, 22 July 2016	4,868.00		200 Ordinary shares
CBA Markets Limited ACN 003 485 952	Friday, 22 July 2016	3,884.80		160 Ordinary shares
CBA Markets Limited ACN 003 485 952	Friday, 22 July 2016	6,434.20		265 Ordinary shares
CBA Markets Limited ACN 003 485 952	Friday, 22 July 2016	23.98		1 Ordinary shares
CBA Markets Limited ACN 003 485 952	Friday, 22 July 2016	14,488.25		595 Ordinary shares
CBA Markets Limited ACN 003 485 952	Friday, 22 July 2016	2,410.00		100 Ordinary shares
CBA Markets Limited ACN 003 485 952	Friday, 22 July 2016	8,431.50		350 Ordinary shares
CBA Markets Limited ACN 003 485 952	Friday, 22 July 2016	5,179.35		215 Ordinary shares
CBA Markets Limited ACN 003 485 952	Friday, 22 July 2016	24.06		1 Ordinary shares



CBA Markets Limited ACN 003 485 952	Friday, 22 July 2016	9,792.42		407 Ordinary shares
CBA Markets Limited ACN 003 485 952	Friday, 22 July 2016	1,323.30		55 Ordinary shares
CBA Markets Limited ACN 003 485 952	Friday, 22 July 2016	288.72		12 Ordinary shares
CBA Markets Limited ACN 003 485 952	Friday, 22 July 2016	1,684.20		70 Ordinary shares
CBA Markets Limited ACN 003 485 952	Friday, 22 July 2016	13,389.60		560 Ordinary shares
CBA Markets Limited ACN 003 485 952	Friday, 22 July 2016	7,550.55		315 Ordinary shares
CBA Markets Limited ACN 003 485 952	Friday, 22 July 2016	2,397.00		100 Ordinary shares
CBA Markets Limited ACN 003 485 952	Friday, 22 July 2016	5,515.40		230 Ordinary shares
CBA Markets Limited ACN 003 485 952	Friday, 22 July 2016	1,487.79		61 Ordinary shares
CBA Markets Limited ACN 003 485 952	Friday, 22 July 2016	13,027.25		535 Ordinary shares
CBA Markets Limited ACN 003 485 952	Friday, 22 July 2016	5,452.16		224 Ordinary shares
CBA Markets Limited ACN 003 485 952	Friday, 22 July 2016	3,102.45		129 Ordinary shares
CBA Markets Limited ACN 003 485 952	Friday, 22 July 2016	24.35		1 Ordinary shares
CBA Markets Limited ACN 003 485 952	Friday, 22 July 2016	12,808.10		526 Ordinary shares
CBA Markets Limited ACN 003 485 952	Friday, 22 July 2016	1,047.05		43 Ordinary shares
CBA Markets Limited ACN 003 485 952	Friday, 22 July 2016	17,219.80		716 Ordinary shares
CBA Markets Limited ACN 003 485 952	Friday, 22 July 2016	23,140.70		965 Ordinary shares
CBA Markets Limited ACN 003 485 952	Friday, 22 July 2016	22,651.65		945 Ordinary shares
CBA Markets Limited	Friday, 22 July 2016	22,430.65		935 Ordinary shares

ACN 003 485 952				
CBA Markets Limited ACN 003 485 952	Friday, 22 July 2016	16,604.28		693 Ordinary shares
CBA Markets Limited ACN 003 485 952	Friday, 22 July 2016	4,240.92		177 Ordinary shares
CBA Markets Limited ACN 003 485 952	Friday, 22 July 2016	14,983.15		623 Ordinary shares
CBA Markets Limited ACN 003 485 952	Friday, 22 July 2016	167.86		7 Ordinary shares
CBA Markets Limited ACN 003 485 952	Friday, 22 July 2016	743.38		31 Ordinary shares
CBA Markets Limited ACN 003 485 952	Friday, 22 July 2016	1,127.06		47 Ordinary shares
CBA Markets Limited ACN 003 485 952	Monday, 25 July 2016	10,169.50		430 Ordinary shares
CBA Markets Limited ACN 003 485 952	Monday, 25 July 2016	12,303.20		520 Ordinary shares
CBA Markets Limited ACN 003 485 952	Monday, 25 July 2016	4,542.72		192 Ordinary shares
CBA Markets Limited ACN 003 485 952	Monday, 25 July 2016	7,878.78		333 Ordinary shares
CBA Markets Limited ACN 003 485 952	Monday, 25 July 2016	3,004.82		127 Ordinary shares
CBA Markets Limited ACN 003 485 952	Monday, 25 July 2016	9,653.28		408 Ordinary shares
CBA Markets Limited ACN 003 485 952	Monday, 25 July 2016	3,535.50		150 Ordinary shares
CBA Markets Limited ACN 003 485 952	Monday, 25 July 2016	1,814.89		77 Ordinary shares
CBA Markets Limited ACN 003 485 952	Monday, 25 July 2016	94.28		4 Ordinary shares
CBA Markets Limited ACN 003 485 952	Monday, 25 July 2016	235.70		10 Ordinary shares
CBA Markets Limited ACN 003 485 952	Monday, 25 July 2016	12,914.00		550 Ordinary shares
CBA Markets Limited ACN 003 485 952	Monday, 25 July 2016	281.88		12 Ordinary shares

CBA Markets Limited ACN 003 485 952	Monday, 25 July 2016	9,231.57		393 Ordinary shares
CBA Markets Limited ACN 003 485 952	Monday, 25 July 2016	187.92		8 Ordinary shares
CBA Markets Limited ACN 003 485 952	Monday, 25 July 2016	4,862.43		207 Ordinary shares
CBA Markets Limited ACN 003 485 952	Monday, 25 July 2016	15,020.80		640 Ordinary shares
CBA Markets Limited ACN 003 485 952	Monday, 25 July 2016	421.56		18 Ordinary shares
CBA Markets Limited ACN 003 485 952	Monday, 25 July 2016	9,133.80		390 Ordinary shares
CBA Markets Limited ACN 003 485 952	Monday, 25 July 2016	15,249.00		650 Ordinary shares
CBA Markets Limited ACN 003 485 952	Monday, 25 July 2016	20,145.85		865 Ordinary shares
CBA Markets Limited ACN 003 485 952	Monday, 25 July 2016	4,262.07		183 Ordinary shares
CBA Markets Limited ACN 003 485 952	Monday, 25 July 2016	4,075.75		175 Ordinary shares
CBA Markets Limited ACN 003 485 952	Monday, 25 July 2016	1,839.91		79 Ordinary shares
CBA Markets Limited ACN 003 485 952	Monday, 25 July 2016	116.45		5 Ordinary shares
CBA Markets Limited ACN 003 485 952	Monday, 25 July 2016	3,144.15		135 Ordinary shares
CBA Markets Limited ACN 003 485 952	Monday, 25 July 2016	3,516.79		151 Ordinary shares
CBA Markets Limited ACN 003 485 952	Monday, 25 July 2016	4,238.78		182 Ordinary shares
CBA Markets Limited ACN 003 485 952	Monday, 25 July 2016	11,614.89		497 Ordinary shares
CBA Markets Limited ACN 003 485 952	Monday, 25 July 2016	864.69		37 Ordinary shares
CBA Markets Limited ACN 003 485 952	Monday, 25 July 2016	3,458.76		148 Ordinary shares
CBA Markets Limited	Monday, 25 July 2016	6,613.71		283 Ordinary shares

ACN 003 485 952				
CBA Markets Limited ACN 003 485 952	Monday, 25 July 2016	2,500.59		107 Ordinary shares
CBA Markets Limited ACN 003 485 952	Monday, 25 July 2016	467.40		20 Ordinary shares
CBA Markets Limited ACN 003 485 952	Monday, 25 July 2016	817.95		35 Ordinary shares
CBA Markets Limited ACN 003 485 952	Monday, 25 July 2016	18,999.81		813 Ordinary shares
CBA Markets Limited ACN 003 485 952	Monday, 25 July 2016	12,963.50		550 Ordinary shares
CBA Markets Limited ACN 003 485 952	Monday, 25 July 2016	7,065.00		300 Ordinary shares
CBA Markets Limited ACN 003 485 952	Monday, 25 July 2016	5,887.50		250 Ordinary shares
CBA Markets Limited ACN 003 485 952	Monday, 25 July 2016	13,360.80		570 Ordinary shares
CBA Markets Limited ACN 003 485 952	Monday, 25 July 2016	8,836.88		377 Ordinary shares
CBA Markets Limited ACN 003 485 952	Monday, 25 July 2016	6,047.52		258 Ordinary shares
CBA Markets Limited ACN 003 485 952	Monday, 25 July 2016	14,859.00		635 Ordinary shares
CBA Markets Limited ACN 003 485 952	Monday, 25 July 2016	283.08		12 Ordinary shares
CBA Markets Limited ACN 003 485 952	Monday, 25 July 2016	2,052.33		87 Ordinary shares
CBA Markets Limited ACN 003 485 952	Monday, 25 July 2016	1,509.76		64 Ordinary shares
CBA Markets Limited ACN 003 485 952	Monday, 25 July 2016	23.59		1 Ordinary shares
CBA Markets Limited ACN 003 485 952	Monday, 25 July 2016	6,625.98		281 Ordinary shares
CBA Markets Limited ACN 003 485 952	Monday, 25 July 2016	1,592.56		68 Ordinary shares
CBA Markets Limited ACN 003 485 952	Monday, 25 July 2016	14,754.60		630 Ordinary shares

CBA Markets Limited ACN 003 485 952	Monday, 25 July 2016	2,927.50		125 Ordinary shares
CBA Markets Limited ACN 003 485 952	Monday, 25 July 2016	2,178.06		93 Ordinary shares
CBA Markets Limited ACN 003 485 952	Monday, 25 July 2016	163.59		7 Ordinary shares
CBA Markets Limited ACN 003 485 952	Monday, 25 July 2016	541.88		23 Ordinary shares
CBA Markets Limited ACN 003 485 952	Monday, 25 July 2016	1,225.64		52 Ordinary shares
CBA Markets Limited ACN 003 485 952	Monday, 25 July 2016	8,003.60		340 Ordinary shares
CBA Markets Limited ACN 003 485 952	Monday, 25 July 2016	9,055.20		385 Ordinary shares
CBA Markets Limited ACN 003 485 952	Monday, 25 July 2016	15,523.20		660 Ordinary shares
CBA Markets Limited ACN 003 485 952	Monday, 25 July 2016	8,467.20		360 Ordinary shares
CBA Markets Limited ACN 003 485 952	Monday, 25 July 2016	684.98		29 Ordinary shares
CBA Markets Limited ACN 003 485 952	Monday, 25 July 2016	6,259.30		265 Ordinary shares
CBA Markets Limited ACN 003 485 952	Monday, 25 July 2016	4,964.96		208 Ordinary shares
CBA Markets Limited ACN 003 485 952	Monday, 25 July 2016	21,721.70		910 Ordinary shares
CBA Markets Limited ACN 003 485 952	Monday, 25 July 2016	20,947.95		885 Ordinary shares
CBA Markets Limited ACN 003 485 952	Monday, 25 July 2016	5,318.61		227 Ordinary shares
CBA Markets Limited ACN 003 485 952	Monday, 25 July 2016	4,686.00		200 Ordinary shares
CBA Markets Limited ACN 003 485 952	Monday, 25 July 2016	7,966.20		340 Ordinary shares
CBA Markets Limited ACN 003 485 952	Monday, 25 July 2016	2,577.30		110 Ordinary shares
CBA Markets Limited	Monday, 25 July 2016	15,223.00		650 Ordinary shares

ACN 003 485 952				
CBA Markets Limited ACN 003 485 952	Monday, 25 July 2016	16,283.85		695 Ordinary shares
CBA Markets Limited ACN 003 485 952	Monday, 25 July 2016	17,467.50		750 Ordinary shares
CBA Markets Limited ACN 003 485 952	Monday, 25 July 2016	9,316.00		400 Ordinary shares
CBA Markets Limited ACN 003 485 952	Monday, 25 July 2016	582.25		25 Ordinary shares
CBA Markets Limited ACN 003 485 952	Monday, 25 July 2016	12,227.25		525 Ordinary shares
CBA Markets Limited ACN 003 485 952	Tuesday, 26 July 2016	4,849.24		214 Ordinary shares
CBA Markets Limited ACN 003 485 952	Tuesday, 26 July 2016	9,698.48		428 Ordinary shares
CBA Markets Limited ACN 003 485 952	Tuesday, 26 July 2016	476.07		21 Ordinary shares
CBA Markets Limited ACN 003 485 952	Tuesday, 26 July 2016	3,967.25		175 Ordinary shares
CBA Markets Limited ACN 003 485 952	Tuesday, 26 July 2016	2,652.39		117 Ordinary shares
CBA Markets Limited ACN 003 485 952	Tuesday, 26 July 2016	8,829.60		390 Ordinary shares
CBA Markets Limited ACN 003 485 952	Tuesday, 26 July 2016	40,703.52		1,779 Ordinary shares
CBA Markets Limited ACN 003 485 952	Tuesday, 26 July 2016	17,764.55		785 Ordinary shares
CBA Markets Limited ACN 003 485 952	Tuesday, 26 July 2016	19,705.50		870 Ordinary shares
CBA Markets Limited ACN 003 485 952	Tuesday, 26 July 2016	4,439.40		196 Ordinary shares
CBA Markets Limited ACN 003 485 952	Tuesday, 26 July 2016	15,266.10		674 Ordinary shares
CBA Markets Limited ACN 003 485 952	Tuesday, 26 July 2016	25,775.85		1,135 Ordinary shares
CBA Markets Limited ACN 003 485 952	Tuesday, 26 July 2016	23,731.95		1,045 Ordinary shares

CBA Markets Limited ACN 003 485 952	Tuesday, 26 July 2016	24,845.55		1,095 Ordinary shares
CBA Markets Limited ACN 003 485 952	Tuesday, 26 July 2016	3,772.53		167 Ordinary shares
CBA Markets Limited ACN 003 485 952	Tuesday, 26 July 2016	723.84		32 Ordinary shares
CBA Markets Limited ACN 003 485 952	Tuesday, 26 July 2016	9,523.02		421 Ordinary shares
CBA Markets Limited ACN 003 485 952	Tuesday, 26 July 2016	13,911.30		615 Ordinary shares
CBA Markets Limited ACN 003 485 952	Tuesday, 26 July 2016	2,510.82		111 Ordinary shares
CBA Markets Limited ACN 003 485 952	Tuesday, 26 July 2016	90.48		4 Ordinary shares
CBA Markets Limited ACN 003 485 952	Tuesday, 26 July 2016	6,288.36		278 Ordinary shares
CBA Markets Limited ACN 003 485 952	Tuesday, 26 July 2016	10,224.24		452 Ordinary shares
CBA Markets Limited ACN 003 485 952	Tuesday, 26 July 2016	19,600.90		865 Ordinary shares
CBA Markets Limited ACN 003 485 952	Tuesday, 26 July 2016	21,857.25		965 Ordinary shares
CBA Markets Limited ACN 003 485 952	Tuesday, 26 July 2016	1,563.20		69 Ordinary shares
CBA Markets Limited ACN 003 485 952	Tuesday, 26 July 2016	158.62		7 Ordinary shares
CBA Markets Limited ACN 003 485 952	Tuesday, 26 July 2016	2,266.00		100 Ordinary shares
CBA Markets Limited ACN 003 485 952	Tuesday, 26 July 2016	10,197.00		450 Ordinary shares
CBA Markets Limited ACN 003 485 952	Tuesday, 26 July 2016	9,630.50		425 Ordinary shares
CBA Markets Limited ACN 003 485 952	Tuesday, 26 July 2016	1,563.54		69 Ordinary shares
CBA Markets Limited ACN 003 485 952	Tuesday, 26 July 2016	21,546.00		950 Ordinary shares
CBA Markets Limited	Tuesday, 26 July 2016	24,786.60		1,090 Ordinary shares

ACN 003 485 952				
CBA Markets Limited ACN 003 485 952	Tuesday, 26 July 2016	24,559.20		1,080 Ordinary shares
CBA Markets Limited ACN 003 485 952	Tuesday, 26 July 2016	8,312.55		367 Ordinary shares
CBA Markets Limited ACN 003 485 952	Tuesday, 26 July 2016	4,937.70		218 Ordinary shares
CBA Markets Limited ACN 003 485 952	Tuesday, 26 July 2016	13,160.20		580 Ordinary shares
CBA Markets Limited ACN 003 485 952	Tuesday, 26 July 2016	14,061.60		620 Ordinary shares
CBA Markets Limited ACN 003 485 952	Tuesday, 26 July 2016	181.12		8 Ordinary shares
CBA Markets Limited ACN 003 485 952	Tuesday, 26 July 2016	4,075.20		180 Ordinary shares
CBA Markets Limited ACN 003 485 952	Tuesday, 26 July 2016	4,232.74		187 Ordinary shares
CBA Markets Limited ACN 003 485 952	Tuesday, 26 July 2016	4,792.50		213 Ordinary shares
CBA Markets Limited ACN 003 485 952	Tuesday, 26 July 2016	12,247.20		540 Ordinary shares
CBA Markets Limited ACN 003 485 952	Tuesday, 26 July 2016	12,570.75		555 Ordinary shares
CBA Markets Limited ACN 003 485 952	Tuesday, 26 July 2016	13,929.75		615 Ordinary shares
CBA Markets Limited ACN 003 485 952	Tuesday, 26 July 2016	4,052.56		179 Ordinary shares
CBA Markets Limited ACN 003 485 952	Tuesday, 26 July 2016	6,452.40		285 Ordinary shares
CBA Markets Limited ACN 003 485 952	Tuesday, 26 July 2016	2,648.88		117 Ordinary shares
CBA Markets Limited ACN 003 485 952	Tuesday, 26 July 2016	656.56		29 Ordinary shares
CBA Markets Limited ACN 003 485 952	Wednesday, 27 July 2016	13,134.79		563 Ordinary shares
CBA Markets Limited ACN 003 485 952	Wednesday, 27 July 2016	10,536.12		452 Ordinary shares



CBA Markets Limited ACN 003 485 952	Wednesday, 27 July 2016	2,536.43		109 Ordinary shares
CBA Markets Limited ACN 003 485 952	Wednesday, 27 July 2016	279.24		12 Ordinary shares
CBA Markets Limited ACN 003 485 952	Wednesday, 27 July 2016	4,747.08		204 Ordinary shares
CBA Markets Limited ACN 003 485 952	Wednesday, 27 July 2016	11,984.05		515 Ordinary shares
CBA Markets Limited ACN 003 485 952	Wednesday, 27 July 2016	15,312.00		660 Ordinary shares
CBA Markets Limited ACN 003 485 952	Wednesday, 27 July 2016	783.70		34 Ordinary shares
CBA Markets Limited ACN 003 485 952	Wednesday, 27 July 2016	92.20		4 Ordinary shares
CBA Markets Limited ACN 003 485 952	Wednesday, 27 July 2016	922.00		40 Ordinary shares
CBA Markets Limited ACN 003 485 952	Wednesday, 27 July 2016	414.90		18 Ordinary shares
CBA Markets Limited ACN 003 485 952	Wednesday, 27 July 2016	8,159.70		354 Ordinary shares
CBA Markets Limited ACN 003 485 952	Wednesday, 27 July 2016	3,879.15		165 Ordinary shares
CBA Markets Limited ACN 003 485 952	Wednesday, 27 July 2016	9,991.75		425 Ordinary shares
CBA Markets Limited ACN 003 485 952	Wednesday, 27 July 2016	13,729.95		585 Ordinary shares
CBA Markets Limited ACN 003 485 952	Wednesday, 27 July 2016	14,992.35		635 Ordinary shares
CBA Markets Limited ACN 003 485 952	Wednesday, 27 July 2016	17,574.55		745 Ordinary shares
CBA Markets Limited ACN 003 485 952	Wednesday, 27 July 2016	20,001.15		845 Ordinary shares
CBA Markets Limited ACN 003 485 952	Wednesday, 27 July 2016	461.20		20 Ordinary shares
CBA Markets Limited ACN 003 485 952	Wednesday, 27 July 2016	11,986.00		520 Ordinary shares
CBA Markets Limited	Wednesday, 27 July	5,597.46		242 Ordinary shares

ACN 003 485 952	2016			
CBA Markets Limited ACN 003 485 952	Wednesday, 27 July 2016	2,151.09		93 Ordinary shares
CBA Markets Limited ACN 003 485 952	Wednesday, 27 July 2016	13,277.50		565 Ordinary shares
CBA Markets Limited ACN 003 485 952	Wednesday, 27 July 2016	14,100.00		600 Ordinary shares
CBA Markets Limited ACN 003 485 952	Wednesday, 27 July 2016	1,616.33		69 Ordinary shares
CBA Markets Limited ACN 003 485 952	Wednesday, 27 July 2016	5,974.65		255 Ordinary shares
CBA Markets Limited ACN 003 485 952	Wednesday, 27 July 2016	3,772.23		161 Ordinary shares
CBA Markets Limited ACN 003 485 952	Wednesday, 27 July 2016	8,711.25		375 Ordinary shares
CBA Markets Limited ACN 003 485 952	Wednesday, 27 July 2016	10,145.19		433 Ordinary shares
CBA Markets Limited ACN 003 485 952	Wednesday, 27 July 2016	1,805.65		77 Ordinary shares
CBA Markets Limited ACN 003 485 952	Wednesday, 27 July 2016	11,832.15		505 Ordinary shares
CBA Markets Limited ACN 003 485 952	Wednesday, 27 July 2016	11,847.30		505 Ordinary shares
CBA Markets Limited ACN 003 485 952	Wednesday, 27 July 2016	9,594.00		410 Ordinary shares
CBA Markets Limited ACN 003 485 952	Wednesday, 27 July 2016	629.64		27 Ordinary shares
CBA Markets Limited ACN 003 485 952	Wednesday, 27 July 2016	46.64		2 Ordinary shares
CBA Markets Limited ACN 003 485 952	Wednesday, 27 July 2016	9,351.32		401 Ordinary shares
CBA Markets Limited ACN 003 485 952	Wednesday, 27 July 2016	280.92		12 Ordinary shares
CBA Markets Limited ACN 003 485 952	Wednesday, 27 July 2016	23.41		1 Ordinary shares
CBA Markets Limited ACN 003 485 952	Wednesday, 27 July 2016	4,541.54		194 Ordinary shares

CBA Markets Limited ACN 003 485 952	Wednesday, 27 July 2016	2,668.74		114 Ordinary shares
CBA Markets Limited ACN 003 485 952	Wednesday, 27 July 2016	46.82		2 Ordinary shares
CBA Markets Limited ACN 003 485 952	Wednesday, 27 July 2016	2,785.79		119 Ordinary shares
CBA Markets Limited ACN 003 485 952	Wednesday, 27 July 2016	2,738.97		117 Ordinary shares
CBA Markets Limited ACN 003 485 952	Wednesday, 27 July 2016	1,428.01		61 Ordinary shares
CBA Markets Limited ACN 003 485 952	Wednesday, 27 July 2016	2,668.74		114 Ordinary shares
CBA Markets Limited ACN 003 485 952	Wednesday, 27 July 2016	4,635.18		198 Ordinary shares
CBA Markets Limited ACN 003 485 952	Wednesday, 27 July 2016	11,480.70		490 Ordinary shares
CBA Markets Limited ACN 003 485 952	Wednesday, 27 July 2016	562.08		24 Ordinary shares
CBA Markets Limited ACN 003 485 952	Wednesday, 27 July 2016	3,372.48		144 Ordinary shares
CBA Markets Limited ACN 003 485 952	Wednesday, 27 July 2016	46.84		2 Ordinary shares
CBA Markets Limited ACN 003 485 952	Wednesday, 27 July 2016	3,302.22		141 Ordinary shares
CBA Markets Limited ACN 003 485 952	Wednesday, 27 July 2016	2,388.84		102 Ordinary shares
CBA Markets Limited ACN 003 485 952	Wednesday, 27 July 2016	1,686.24		72 Ordinary shares
CBA Markets Limited ACN 003 485 952	Wednesday, 27 July 2016	1,240.20		53 Ordinary shares
CBA Markets Limited ACN 003 485 952	Wednesday, 27 July 2016	2,768.28		118 Ordinary shares
CBA Markets Limited ACN 003 485 952	Wednesday, 27 July 2016	891.48		38 Ordinary shares
CBA Markets Limited ACN 003 485 952	Wednesday, 27 July 2016	8,187.54		349 Ordinary shares
CBA Markets Limited	Wednesday, 27 July	13,086.90		555 Ordinary shares

ACN 003 485 952	2016			
CBA Markets Limited ACN 003 485 952	Wednesday, 27 July 2016	15,084.80		640 Ordinary shares
CBA Markets Limited ACN 003 485 952	Wednesday, 27 July 2016	10,824.28		461 Ordinary shares
CBA Markets Limited ACN 003 485 952	Wednesday, 27 July 2016	2,327.49		99 Ordinary shares
CBA Markets Limited ACN 003 485 952	Wednesday, 27 July 2016	18,785.85		795 Ordinary shares
CBA Markets Limited ACN 003 485 952	Wednesday, 27 July 2016	41,565.58		1,762 Ordinary shares
CBA Markets Limited ACN 003 485 952	Wednesday, 27 July 2016	11,616.12		492 Ordinary shares
CBA Markets Limited ACN 003 485 952	Wednesday, 27 July 2016	401.37		17 Ordinary shares
CBA Markets Limited ACN 003 485 952	Wednesday, 27 July 2016	4,627.56		196 Ordinary shares
CBA Markets Limited ACN 003 485 952	Wednesday, 27 July 2016	19,417.60		820 Ordinary shares
CBA Markets Limited ACN 003 485 952	Wednesday, 27 July 2016	8,463.60		360 Ordinary shares
CBA Markets Limited ACN 003 485 952	Wednesday, 27 July 2016	3,644.05		155 Ordinary shares
CBA Markets Limited ACN 003 485 952	Wednesday, 27 July 2016	12,097.35		515 Ordinary shares
CBA Markets Limited ACN 003 485 952	Wednesday, 27 July 2016	12,796.60		545 Ordinary shares
CBA Markets Limited ACN 003 485 952	Wednesday, 27 July 2016	12,695.40		540 Ordinary shares
CBA Markets Limited ACN 003 485 952	Wednesday, 27 July 2016	6,912.00		300 Ordinary shares
CBA Markets Limited ACN 003 485 952	Wednesday, 27 July 2016	1,636.55		71 Ordinary shares
CBA Markets Limited ACN 003 485 952	Wednesday, 27 July 2016	5,739.45		249 Ordinary shares
CBA Markets Limited ACN 003 485 952	Wednesday, 27 July 2016	10,157.25		435 Ordinary shares

CBA Markets Limited ACN 003 485 952	Wednesday, 27 July 2016	1,447.70		62 Ordinary shares
CBA Markets Limited ACN 003 485 952	Wednesday, 27 July 2016	8,709.55		373 Ordinary shares
CBA Markets Limited ACN 003 485 952	Wednesday, 27 July 2016	9,807.00		420 Ordinary shares
CBA Markets Limited ACN 003 485 952	Wednesday, 27 July 2016	9,832.20		420 Ordinary shares
CBA Markets Limited ACN 003 485 952	Wednesday, 27 July 2016	448.21		19 Ordinary shares
CBA Markets Limited ACN 003 485 952	Wednesday, 27 July 2016	16,890.44		716 Ordinary shares
CBA Markets Limited ACN 003 485 952	Wednesday, 27 July 2016	10,032.30		426 Ordinary shares
CBA Markets Limited ACN 003 485 952	Wednesday, 27 July 2016	23.55		1 Ordinary shares
CBA Markets Limited ACN 003 485 952	Wednesday, 27 July 2016	1,719.15		73 Ordinary shares
CBA Markets Limited ACN 003 485 952	Wednesday, 27 July 2016	70.65		3 Ordinary shares
CBA Markets Limited ACN 003 485 952	Wednesday, 27 July 2016	2,143.05		91 Ordinary shares
CBA Markets Limited ACN 003 485 952	Wednesday, 27 July 2016	1,012.65		43 Ordinary shares
CBA Markets Limited ACN 003 485 952	Wednesday, 27 July 2016	1,836.90		78 Ordinary shares
CBA Markets Limited ACN 003 485 952	Wednesday, 27 July 2016	19,409.40		820 Ordinary shares
CBA Markets Limited ACN 003 485 952	Wednesday, 27 July 2016	8,964.20		380 Ordinary shares
CBA Markets Limited ACN 003 485 952	Wednesday, 27 July 2016	1,321.04		56 Ordinary shares
CBA Markets Limited ACN 003 485 952	Wednesday, 27 July 2016	2,193.87		93 Ordinary shares
CBA Markets Limited ACN 003 485 952	Wednesday, 27 July 2016	85,938.37		3,643 Ordinary shares
CBA Markets Limited	Wednesday, 27 July	58,031.40		2,460 Ordinary shares

ACN 003 485 952	2016			
CBA Markets Limited ACN 003 485 952	Thursday, 28 July 2016	16,001.65		655 Ordinary shares
CBA Markets Limited ACN 003 485 952	Thursday, 28 July 2016	7,573.30		310 Ordinary shares
CBA Markets Limited ACN 003 485 952	Thursday, 28 July 2016	23,302.00		955 Ordinary shares
CBA Markets Limited ACN 003 485 952	Thursday, 28 July 2016	22,775.70		930 Ordinary shares
CBA Markets Limited ACN 003 485 952	Thursday, 28 July 2016	16,279.20		665 Ordinary shares
CBA Markets Limited ACN 003 485 952	Thursday, 28 July 2016	1,276.08		52 Ordinary shares
CBA Markets Limited ACN 003 485 952	Thursday, 28 July 2016	4,910.00		200 Ordinary shares
CBA Markets Limited ACN 003 485 952	Thursday, 28 July 2016	4,910.00		200 Ordinary shares
CBA Markets Limited ACN 003 485 952	Thursday, 28 July 2016	3,437.00		140 Ordinary shares
CBA Markets Limited ACN 003 485 952	Thursday, 28 July 2016	73.65		3 Ordinary shares
CBA Markets Limited ACN 003 485 952	Thursday, 28 July 2016	245.50		10 Ordinary shares
CBA Markets Limited ACN 003 485 952	Thursday, 28 July 2016	13,825.55		565 Ordinary shares
CBA Markets Limited ACN 003 485 952	Thursday, 28 July 2016	1,223.75		50 Ordinary shares
CBA Markets Limited ACN 003 485 952	Thursday, 28 July 2016	12,881.74		526 Ordinary shares
CBA Markets Limited ACN 003 485 952	Thursday, 28 July 2016	16,073.70		655 Ordinary shares
CBA Markets Limited ACN 003 485 952	Thursday, 28 July 2016	5,452.35		223 Ordinary shares
CBA Markets Limited ACN 003 485 952	Thursday, 28 July 2016	10,391.25		425 Ordinary shares
CBA Markets Limited ACN 003 485 952	Thursday, 28 July 2016	2,738.40		112 Ordinary shares

CBA Markets Limited ACN 003 485 952	Thursday, 28 July 2016	17,987.20		730 Ordinary shares
CBA Markets Limited ACN 003 485 952	Thursday, 28 July 2016	10,447.36		424 Ordinary shares
CBA Markets Limited ACN 003 485 952	Thursday, 28 July 2016	4,928.00		200 Ordinary shares
CBA Markets Limited ACN 003 485 952	Thursday, 28 July 2016	3,203.20		130 Ordinary shares
CBA Markets Limited ACN 003 485 952	Thursday, 28 July 2016	2,488.64		101 Ordinary shares
CBA Markets Limited ACN 003 485 952	Thursday, 28 July 2016	22,398.75		905 Ordinary shares
CBA Markets Limited ACN 003 485 952	Thursday, 28 July 2016	19,473.50		790 Ordinary shares
CBA Markets Limited ACN 003 485 952	Thursday, 28 July 2016	5,965.30		242 Ordinary shares
CBA Markets Limited ACN 003 485 952	Thursday, 28 July 2016	147.90		6 Ordinary shares
CBA Markets Limited ACN 003 485 952	Thursday, 28 July 2016	4,930.00		200 Ordinary shares
CBA Markets Limited ACN 003 485 952	Thursday, 28 July 2016	1,921.92		78 Ordinary shares
CBA Markets Limited ACN 003 485 952	Thursday, 28 July 2016	1,133.44		46 Ordinary shares
CBA Markets Limited ACN 003 485 952	Thursday, 28 July 2016	15,498.56		629 Ordinary shares
CBA Markets Limited ACN 003 485 952	Thursday, 28 July 2016	15,412.50		625 Ordinary shares
CBA Markets Limited ACN 003 485 952	Thursday, 28 July 2016	23,693.55		955 Ordinary shares
CBA Markets Limited ACN 003 485 952	Thursday, 28 July 2016	15,513.05		635 Ordinary shares
CBA Markets Limited ACN 003 485 952	Thursday, 28 July 2016	16,003.00		650 Ordinary shares
CBA Markets Limited ACN 003 485 952	Thursday, 28 July 2016	15,652.75		635 Ordinary shares
CBA Markets Limited	Thursday, 28 July 2016	21,109.95		855 Ordinary shares

ACN 003 485 952				
CBA Markets Limited ACN 003 485 952	Thursday, 28 July 2016	11,024.28		452 Ordinary shares
CBA Markets Limited ACN 003 485 952	Thursday, 28 July 2016	2,518.35		103 Ordinary shares
CBA Markets Limited ACN 003 485 952	Thursday, 28 July 2016	2,593.82		106 Ordinary shares
CBA Markets Limited ACN 003 485 952	Thursday, 28 July 2016	73.41		3 Ordinary shares
CBA Markets Limited ACN 003 485 952	Thursday, 28 July 2016	5,432.34		222 Ordinary shares
CBA Markets Limited ACN 003 485 952	Thursday, 28 July 2016	6,337.73		259 Ordinary shares
CBA Markets Limited ACN 003 485 952	Thursday, 28 July 2016	8,980.49		367 Ordinary shares
CBA Markets Limited ACN 003 485 952	Thursday, 28 July 2016	4,698.24		192 Ordinary shares
CBA Markets Limited ACN 003 485 952	Thursday, 28 July 2016	758.57		31 Ordinary shares
CBA Markets Limited ACN 003 485 952	Thursday, 28 July 2016	10,036.62		407 Ordinary shares
CBA Markets Limited ACN 003 485 952	Thursday, 28 July 2016	4,389.48		178 Ordinary shares
CBA Markets Limited ACN 003 485 952	Thursday, 28 July 2016	20,952.50		850 Ordinary shares
CBA Markets Limited ACN 003 485 952	Thursday, 28 July 2016	3,226.53		131 Ordinary shares
CBA Markets Limited ACN 003 485 952	Thursday, 28 July 2016	221.67		9 Ordinary shares
CBA Markets Limited ACN 003 485 952	Thursday, 28 July 2016	4,260.99		173 Ordinary shares
CBA Markets Limited ACN 003 485 952	Thursday, 28 July 2016	1,970.40		80 Ordinary shares
CBA Markets Limited ACN 003 485 952	Thursday, 28 July 2016	6,822.51		277 Ordinary shares
CBA Markets Limited ACN 003 485 952	Thursday, 28 July 2016	4,438.80		180 Ordinary shares



CBA Markets Limited ACN 003 485 952	Thursday, 28 July 2016	11,343.60		460 Ordinary shares
CBA Markets Limited ACN 003 485 952	Thursday, 28 July 2016	4,924.00		200 Ordinary shares
CBA Markets Limited ACN 003 485 952	Thursday, 28 July 2016	3,225.22		131 Ordinary shares
CBA Markets Limited ACN 003 485 952	Thursday, 28 July 2016	7,386.00		300 Ordinary shares
CBA Markets Limited ACN 003 485 952	Thursday, 28 July 2016	123.10		5 Ordinary shares
CBA Markets Limited ACN 003 485 952	Thursday, 28 July 2016	221.58		9 Ordinary shares
CBA Markets Limited ACN 003 485 952	Thursday, 28 July 2016	147.90		6 Ordinary shares
CBA Markets Limited ACN 003 485 952	Thursday, 28 July 2016	2,785.45		113 Ordinary shares
CBA Markets Limited ACN 003 485 952	Thursday, 28 July 2016	11,383.20		465 Ordinary shares
CBA Markets Limited ACN 003 485 952	Thursday, 28 July 2016	12,034.40		490 Ordinary shares
CBA Markets Limited ACN 003 485 952	Thursday, 28 July 2016	16,428.40		670 Ordinary shares
CBA Markets Limited ACN 003 485 952	Thursday, 28 July 2016	736.50		30 Ordinary shares
CBA Markets Limited ACN 003 485 952	Thursday, 28 July 2016	3,525.12		144 Ordinary shares
CBA Markets Limited ACN 003 485 952	Thursday, 28 July 2016	6,857.20		280 Ordinary shares
CBA Markets Limited ACN 003 485 952	Thursday, 28 July 2016	2,963.29		121 Ordinary shares
CBA Markets Limited ACN 003 485 952	Thursday, 28 July 2016	5,975.56		244 Ordinary shares
CBA Markets Limited ACN 003 485 952	Thursday, 28 July 2016	1,591.85		65 Ordinary shares
CBA Markets Limited ACN 003 485 952	Thursday, 28 July 2016	13,825.55		565 Ordinary shares
CBA Markets Limited	Thursday, 28 July 2016	10,404.00		425 Ordinary shares

ACN 003 485 952				
CBA Markets Limited ACN 003 485 952	Thursday, 28 July 2016	1,591.20		65 Ordinary shares
CBA Markets Limited ACN 003 485 952	Thursday, 28 July 2016	19,497.20		790 Ordinary shares
CBA Markets Limited ACN 003 485 952	Friday, 29 July 2016	1,580.36		63 Ordinary shares
CBA Markets Limited ACN 003 485 952	Friday, 29 July 2016	2,582.72		103 Ordinary shares
CBA Markets Limited ACN 003 485 952	Friday, 29 July 2016	9,182.94		366 Ordinary shares
CBA Markets Limited ACN 003 485 952	Friday, 29 July 2016	7,000.11		279 Ordinary shares
CBA Markets Limited ACN 003 485 952	Friday, 29 July 2016	25.09		1 Ordinary shares
CBA Markets Limited ACN 003 485 952	Friday, 29 July 2016	2,734.81		109 Ordinary shares
CBA Markets Limited ACN 003 485 952	Friday, 29 July 2016	1,354.86		54 Ordinary shares
CBA Markets Limited ACN 003 485 952	Friday, 29 July 2016	802.88		32 Ordinary shares
CBA Markets Limited ACN 003 485 952	Friday, 29 July 2016	2,157.74		86 Ordinary shares
CBA Markets Limited ACN 003 485 952	Friday, 29 July 2016	23,835.50		950 Ordinary shares
CBA Markets Limited ACN 003 485 952	Friday, 29 July 2016	1,554.96		62 Ordinary shares
CBA Markets Limited ACN 003 485 952	Friday, 29 July 2016	75.24		3 Ordinary shares
CBA Markets Limited ACN 003 485 952	Friday, 29 July 2016	1,529.88		61 Ordinary shares
CBA Markets Limited ACN 003 485 952	Friday, 29 July 2016	1,830.84		73 Ordinary shares
CBA Markets Limited ACN 003 485 952	Friday, 29 July 2016	5,016.00		200 Ordinary shares
CBA Markets Limited ACN 003 485 952	Friday, 29 July 2016	25.08		1 Ordinary shares

CBA Markets Limited ACN 003 485 952	Friday, 29 July 2016	10,959.96		437 Ordinary shares
CBA Markets Limited ACN 003 485 952	Friday, 29 July 2016	14,991.28		604 Ordinary shares
CBA Markets Limited ACN 003 485 952	Friday, 29 July 2016	1,253.25		50 Ordinary shares
CBA Markets Limited ACN 003 485 952	Friday, 29 July 2016	100.28		4 Ordinary shares
CBA Markets Limited ACN 003 485 952	Friday, 29 July 2016	4,061.34		162 Ordinary shares
CBA Markets Limited ACN 003 485 952	Friday, 29 July 2016	376.05		15 Ordinary shares
CBA Markets Limited ACN 003 485 952	Friday, 29 July 2016	14,014.13		559 Ordinary shares
CBA Markets Limited ACN 003 485 952	Friday, 29 July 2016	138,550.00		5,542 Ordinary shares
CBA Markets Limited ACN 003 485 952	Friday, 29 July 2016	91,050.00		3,642 Ordinary shares
CBA Markets Limited ACN 003 485 952	Friday, 29 July 2016	675.00		27 Ordinary shares
CBA Markets Limited ACN 003 485 952	Tuesday, 2 August 2016	13,109.25		525 Ordinary shares
CBA Markets Limited ACN 003 485 952	Tuesday, 2 August 2016	13,083.00		525 Ordinary shares
CBA Markets Limited ACN 003 485 952	Tuesday, 2 August 2016	49,839.48		2,004 Ordinary shares
CBA Markets Limited ACN 003 485 952	Tuesday, 2 August 2016	5,650.00		226 Ordinary shares
CBA Markets Limited ACN 003 485 952	Tuesday, 2 August 2016	8,100.00		324 Ordinary shares
CBA Markets Limited ACN 003 485 952	Wednesday, 3 August 2016	8,821.27		346 Ordinary shares
CBA Markets Limited ACN 003 485 952	Wednesday, 3 August 2016	1,504.50		59 Ordinary shares
CBA Markets Limited ACN 003 485 952	Wednesday, 3 August 2016	6,308.38		247 Ordinary shares
CBA Markets Limited	Wednesday, 3 August	3,321.50		130 Ordinary shares

ACN 003 485 952	2016			
CBA Markets Limited ACN 003 485 952	Wednesday, 3 August 2016	8,539.15		335 Ordinary shares
CBA Markets Limited ACN 003 485 952	Wednesday, 3 August 2016	1,483.64		58 Ordinary shares
CBA Markets Limited ACN 003 485 952	Wednesday, 3 August 2016	5,677.58		223 Ordinary shares
CBA Markets Limited ACN 003 485 952	Wednesday, 3 August 2016	4,761.02		187 Ordinary shares
CBA Markets Limited ACN 003 485 952	Wednesday, 3 August 2016	22,510.40		880 Ordinary shares
CBA Markets Limited ACN 003 485 952	Wednesday, 3 August 2016	7,389.20		290 Ordinary shares
CBA Markets Limited ACN 003 485 952	Wednesday, 3 August 2016	4,878.14		191 Ordinary shares
CBA Markets Limited ACN 003 485 952	Wednesday, 3 August 2016	5,082.46		199 Ordinary shares
CBA Markets Limited ACN 003 485 952	Wednesday, 3 August 2016	6,648.53		259 Ordinary shares
CBA Markets Limited ACN 003 485 952	Wednesday, 3 August 2016	1,463.19		57 Ordinary shares
CBA Markets Limited ACN 003 485 952	Wednesday, 3 August 2016	22,536.80		880 Ordinary shares
CBA Markets Limited ACN 003 485 952	Wednesday, 3 August 2016	14,503.86		567 Ordinary shares
CBA Markets Limited ACN 003 485 952	Wednesday, 3 August 2016	76.41		3 Ordinary shares
CBA Markets Limited ACN 003 485 952	Wednesday, 3 August 2016	1,609.65		63 Ordinary shares
CBA Markets Limited ACN 003 485 952	Wednesday, 3 August 2016	15,694.80		615 Ordinary shares
CBA Markets Limited ACN 003 485 952	Wednesday, 3 August 2016	13,408.50		525 Ordinary shares
CBA Markets Limited ACN 003 485 952	Wednesday, 3 August 2016	9,048.95		355 Ordinary shares
CBA Markets Limited ACN 003 485 952	Wednesday, 3 August 2016	3,514.86		138 Ordinary shares

CBA Markets Limited ACN 003 485 952	Wednesday, 3 August 2016	1,273.50		50 Ordinary shares
CBA Markets Limited ACN 003 485 952	Wednesday, 3 August 2016	76.41		3 Ordinary shares
CBA Markets Limited ACN 003 485 952	Wednesday, 3 August 2016	152.82		6 Ordinary shares
CBA Markets Limited ACN 003 485 952	Wednesday, 3 August 2016	5,094.00		200 Ordinary shares
CBA Markets Limited ACN 003 485 952	Wednesday, 3 August 2016	101.56		4 Ordinary shares
CBA Markets Limited ACN 003 485 952	Wednesday, 3 August 2016	203.12		8 Ordinary shares
CBA Markets Limited ACN 003 485 952	Wednesday, 3 August 2016	7,439.27		293 Ordinary shares
CBA Markets Limited ACN 003 485 952	Wednesday, 3 August 2016	3,835.50		150 Ordinary shares
CBA Markets Limited ACN 003 485 952	Wednesday, 3 August 2016	18,446.40		720 Ordinary shares
CBA Markets Limited ACN 003 485 952	Wednesday, 3 August 2016	1,278.50		50 Ordinary shares
CBA Markets Limited ACN 003 485 952	Wednesday, 3 August 2016	153.42		6 Ordinary shares
CBA Markets Limited ACN 003 485 952	Wednesday, 3 August 2016	4,449.18		174 Ordinary shares
CBA Markets Limited ACN 003 485 952	Wednesday, 3 August 2016	3,835.50		150 Ordinary shares
CBA Markets Limited ACN 003 485 952	Wednesday, 3 August 2016	17,043.95		665 Ordinary shares
CBA Markets Limited ACN 003 485 952	Wednesday, 3 August 2016	25.37		1 Ordinary shares
CBA Markets Limited ACN 003 485 952	Wednesday, 3 August 2016	50.74		2 Ordinary shares
CBA Markets Limited ACN 003 485 952	Wednesday, 3 August 2016	50.74		2 Ordinary shares
CBA Markets Limited ACN 003 485 952	Wednesday, 3 August 2016	7,383.40		290 Ordinary shares
CBA Markets Limited	Wednesday, 3 August	1,270.00		50 Ordinary shares

ACN 003 485 952	2016			
CBA Markets Limited ACN 003 485 952	Wednesday, 3 August 2016	12,840.00		500 Ordinary shares
CBA Markets Limited ACN 003 485 952	Wednesday, 3 August 2016	22,161.30		865 Ordinary shares
CBA Markets Limited ACN 003 485 952	Wednesday, 3 August 2016	7,874.00		310 Ordinary shares
CBA Markets Limited ACN 003 485 952	Wednesday, 3 August 2016	8,004.15		315 Ordinary shares
CBA Markets Limited ACN 003 485 952	Wednesday, 3 August 2016	14,003.78		545 Ordinary shares
CBA Markets Limited ACN 003 485 952	Wednesday, 3 August 2016	12,845.00		500 Ordinary shares
CBA Markets Limited ACN 003 485 952	Wednesday, 3 August 2016	23,471.80		908 Ordinary shares
CBA Markets Limited ACN 003 485 952	Wednesday, 3 August 2016	2,042.15		79 Ordinary shares
CBA Markets Limited ACN 003 485 952	Wednesday, 3 August 2016	3,696.55		143 Ordinary shares
CBA Markets Limited ACN 003 485 952	Wednesday, 3 August 2016	12,885.00		500 Ordinary shares
CBA Markets Limited ACN 003 485 952	Wednesday, 3 August 2016	25.77		1 Ordinary shares
CBA Markets Limited ACN 003 485 952	Wednesday, 3 August 2016	7,497.87		293 Ordinary shares
CBA Markets Limited ACN 003 485 952	Wednesday, 3 August 2016	12,840.00		500 Ordinary shares
CBA Markets Limited ACN 003 485 952	Wednesday, 3 August 2016	4,593.14		179 Ordinary shares
CBA Markets Limited ACN 003 485 952	Wednesday, 3 August 2016	1,509.81		59 Ordinary shares
CBA Markets Limited ACN 003 485 952	Wednesday, 3 August 2016	5,781.08		226 Ordinary shares
CBA Markets Limited ACN 003 485 952	Wednesday, 3 August 2016	13,218.40		520 Ordinary shares
CBA Markets Limited ACN 003 485 952	Wednesday, 3 August 2016	3,606.78		141 Ordinary shares

CBA Markets Limited ACN 003 485 952	Wednesday, 3 August 2016	22,265.28		864 Ordinary shares
CBA Markets Limited ACN 003 485 952	Wednesday, 3 August 2016	49,883.70		1,941 Ordinary shares
CBA Markets Limited ACN 003 485 952	Wednesday, 3 August 2016	3,257.55		127 Ordinary shares
CBA Markets Limited ACN 003 485 952	Wednesday, 3 August 2016	3,846.00		150 Ordinary shares
CBA Markets Limited ACN 003 485 952	Wednesday, 3 August 2016	12,794.36		499 Ordinary shares
CBA Markets Limited ACN 003 485 952	Wednesday, 3 August 2016	665.21		26 Ordinary shares
CBA Markets Limited ACN 003 485 952	Wednesday, 3 August 2016	1,282.00		50 Ordinary shares
CBA Markets Limited ACN 003 485 952	Wednesday, 3 August 2016	25.64		1 Ordinary shares
CBA Markets Limited ACN 003 485 952	Wednesday, 3 August 2016	205.12		8 Ordinary shares
CBA Markets Limited ACN 003 485 952	Wednesday, 3 August 2016	18,596.25		725 Ordinary shares
CBA Markets Limited ACN 003 485 952	Wednesday, 3 August 2016	19,871.00		775 Ordinary shares
CBA Markets Limited ACN 003 485 952	Wednesday, 3 August 2016	871.42		34 Ordinary shares
CBA Markets Limited ACN 003 485 952	Wednesday, 3 August 2016	1,281.50		50 Ordinary shares
CBA Markets Limited ACN 003 485 952	Wednesday, 3 August 2016	3,844.50		150 Ordinary shares
CBA Markets Limited ACN 003 485 952	Wednesday, 3 August 2016	16,172.53		631 Ordinary shares
CBA Markets Limited ACN 003 485 952	Thursday, 4 August 2016	1,130.85		45 Ordinary shares
CBA Markets Limited ACN 003 485 952	Thursday, 4 August 2016	2,010.40		80 Ordinary shares
CBA Markets Limited ACN 003 485 952	Thursday, 4 August 2016	201.28		8 Ordinary shares
CBA Markets Limited	Thursday, 4 August	301.92		12 Ordinary shares

ACN 003 485 952	2016			
CBA Markets Limited ACN 003 485 952	Thursday, 4 August 2016	2,591.48		103 Ordinary shares
CBA Markets Limited ACN 003 485 952	Thursday, 4 August 2016	1,459.28		58 Ordinary shares
CBA Markets Limited ACN 003 485 952	Thursday, 4 August 2016	4,050.76		161 Ordinary shares
CBA Markets Limited ACN 003 485 952	Thursday, 4 August 2016	2,717.28		108 Ordinary shares
CBA Markets Limited ACN 003 485 952	Thursday, 4 August 2016	3,095.91		123 Ordinary shares
CBA Markets Limited ACN 003 485 952	Thursday, 4 August 2016	3,769.50		150 Ordinary shares
CBA Markets Limited ACN 003 485 952	Thursday, 4 August 2016	4,211.74		167 Ordinary shares
CBA Markets Limited ACN 003 485 952	Thursday, 4 August 2016	2,799.42		111 Ordinary shares
CBA Markets Limited ACN 003 485 952	Thursday, 4 August 2016	3,152.50		125 Ordinary shares
CBA Markets Limited ACN 003 485 952	Thursday, 4 August 2016	277.42		11 Ordinary shares
CBA Markets Limited ACN 003 485 952	Thursday, 4 August 2016	1,761.90		70 Ordinary shares
CBA Markets Limited ACN 003 485 952	Thursday, 4 August 2016	3,956.40		157 Ordinary shares
CBA Markets Limited ACN 003 485 952	Thursday, 4 August 2016	151.02		6 Ordinary shares
CBA Markets Limited ACN 003 485 952	Thursday, 4 August 2016	151.20		6 Ordinary shares
CBA Markets Limited ACN 003 485 952	Thursday, 4 August 2016	3,880.80		154 Ordinary shares
CBA Markets Limited ACN 003 485 952	Thursday, 4 August 2016	1,260.00		50 Ordinary shares
CBA Markets Limited ACN 003 485 952	Thursday, 4 August 2016	1,211.52		48 Ordinary shares
CBA Markets Limited ACN 003 485 952	Thursday, 4 August 2016	2,517.00		100 Ordinary shares



CBA Markets Limited ACN 003 485 952	Thursday, 4 August 2016	2,592.51		103 Ordinary shares
CBA Markets Limited ACN 003 485 952	Thursday, 4 August 2016	403.84		16 Ordinary shares
CBA Markets Limited ACN 003 485 952	Thursday, 4 August 2016	5,679.00		225 Ordinary shares
CBA Markets Limited ACN 003 485 952	Thursday, 4 August 2016	3,760.76		149 Ordinary shares
CBA Markets Limited ACN 003 485 952	Thursday, 4 August 2016	1,262.00		50 Ordinary shares
CBA Markets Limited ACN 003 485 952	Thursday, 4 August 2016	2,869.38		114 Ordinary shares
CBA Markets Limited ACN 003 485 952	Thursday, 4 August 2016	3,121.08		124 Ordinary shares
CBA Markets Limited ACN 003 485 952	Thursday, 4 August 2016	3,201.67		127 Ordinary shares
CBA Markets Limited ACN 003 485 952	Thursday, 4 August 2016	16,658.40		660 Ordinary shares
CBA Markets Limited ACN 003 485 952	Thursday, 4 August 2016	880.95		35 Ordinary shares
CBA Markets Limited ACN 003 485 952	Thursday, 4 August 2016	1,258.50		50 Ordinary shares
CBA Markets Limited ACN 003 485 952	Thursday, 4 August 2016	4,983.66		198 Ordinary shares
CBA Markets Limited ACN 003 485 952	Thursday, 4 August 2016	151.32		6 Ordinary shares
CBA Markets Limited ACN 003 485 952	Thursday, 4 August 2016	654.42		26 Ordinary shares
CBA Markets Limited ACN 003 485 952	Thursday, 4 August 2016	25.17		1 Ordinary shares
CBA Markets Limited ACN 003 485 952	Thursday, 4 August 2016	3,831.92		152 Ordinary shares
CBA Markets Limited ACN 003 485 952	Thursday, 4 August 2016	5,940.12		236 Ordinary shares
CBA Markets Limited ACN 003 485 952	Thursday, 4 August 2016	604.08		24 Ordinary shares
CBA Markets Limited	Thursday, 4 August	6,352.92		252 Ordinary shares

ACN 003 485 952	2016			
CBA Markets Limited ACN 003 485 952	Thursday, 4 August 2016	251.70		10 Ordinary shares
CBA Markets Limited ACN 003 485 952	Thursday, 4 August 2016	4,052.37		161 Ordinary shares
CBA Markets Limited ACN 003 485 952	Thursday, 4 August 2016	352.38		14 Ordinary shares
CBA Markets Limited ACN 003 485 952	Thursday, 4 August 2016	3,851.01		153 Ordinary shares
CBA Markets Limited ACN 003 485 952	Thursday, 4 August 2016	4,739.48		188 Ordinary shares
CBA Markets Limited ACN 003 485 952	Thursday, 4 August 2016	4,310.91		171 Ordinary shares
CBA Markets Limited ACN 003 485 952	Thursday, 4 August 2016	25.17		1 Ordinary shares
CBA Markets Limited ACN 003 485 952	Thursday, 4 August 2016	1,258.50		50 Ordinary shares
CBA Markets Limited ACN 003 485 952	Thursday, 4 August 2016	4,455.09		177 Ordinary shares
CBA Markets Limited ACN 003 485 952	Thursday, 4 August 2016	2,362.22		94 Ordinary shares
CBA Markets Limited ACN 003 485 952	Thursday, 4 August 2016	1,281.63		51 Ordinary shares
CBA Markets Limited ACN 003 485 952	Thursday, 4 August 2016	176.19		7 Ordinary shares
CBA Markets Limited ACN 003 485 952	Thursday, 4 August 2016	75.51		3 Ordinary shares
CBA Markets Limited ACN 003 485 952	Thursday, 4 August 2016	5,713.59		227 Ordinary shares
CBA Markets Limited ACN 003 485 952	Thursday, 4 August 2016	2,523.00		100 Ordinary shares
CBA Markets Limited ACN 003 485 952	Thursday, 4 August 2016	2,598.69		103 Ordinary shares
CBA Markets Limited ACN 003 485 952	Thursday, 4 August 2016	3,178.98		126 Ordinary shares
CBA Markets Limited ACN 003 485 952	Thursday, 4 August 2016	201.84		8 Ordinary shares

CBA Markets Limited ACN 003 485 952	Thursday, 4 August 2016	3,229.44		128 Ordinary shares
CBA Markets Limited ACN 003 485 952	Thursday, 4 August 2016	75.48		3 Ordinary shares
CBA Markets Limited ACN 003 485 952	Thursday, 4 August 2016	7,821.30		310 Ordinary shares
CBA Markets Limited ACN 003 485 952	Thursday, 4 August 2016	151.38		6 Ordinary shares
CBA Markets Limited ACN 003 485 952	Thursday, 4 August 2016	3,912.20		155 Ordinary shares
CBA Markets Limited ACN 003 485 952	Thursday, 4 August 2016	1,262.00		50 Ordinary shares
CBA Markets Limited ACN 003 485 952	Thursday, 4 August 2016	883.40		35 Ordinary shares
CBA Markets Limited ACN 003 485 952	Thursday, 4 August 2016	403.84		16 Ordinary shares
CBA Markets Limited ACN 003 485 952	Thursday, 4 August 2016	2,492.82		99 Ordinary shares
CBA Markets Limited ACN 003 485 952	Thursday, 4 August 2016	1,259.00		50 Ordinary shares
CBA Markets Limited ACN 003 485 952	Thursday, 4 August 2016	9,064.80		360 Ordinary shares
CBA Markets Limited ACN 003 485 952	Thursday, 4 August 2016	4,557.58		181 Ordinary shares
CBA Markets Limited ACN 003 485 952	Thursday, 4 August 2016	11,615.00		460 Ordinary shares
CBA Markets Limited ACN 003 485 952	Thursday, 4 August 2016	15,901.20		630 Ordinary shares
CBA Markets Limited ACN 003 485 952	Thursday, 4 August 2016	3,281.20		130 Ordinary shares
CBA Markets Limited ACN 003 485 952	Thursday, 4 August 2016	30,818.04		1,221 Ordinary shares
CBA Markets Limited ACN 003 485 952	Thursday, 4 August 2016	1,182.99		47 Ordinary shares
CBA Markets Limited ACN 003 485 952	Thursday, 4 August 2016	3,775.50		150 Ordinary shares
CBA Markets Limited	Thursday, 4 August	151.02		6 Ordinary shares

ACN 003 485 952	2016			
CBA Markets Limited ACN 003 485 952	Thursday, 4 August 2016	2,541.16		101 Ordinary shares
CBA Markets Limited ACN 003 485 952	Thursday, 4 August 2016	832.59		33 Ordinary shares
CBA Markets Limited ACN 003 485 952	Thursday, 4 August 2016	2,018.40		80 Ordinary shares
CBA Markets Limited ACN 003 485 952	Thursday, 4 August 2016	11,484.20		455 Ordinary shares
CBA Markets Limited ACN 003 485 952	Friday, 5 August 2016	1,666.60		65 Ordinary shares
CBA Markets Limited ACN 003 485 952	Friday, 5 August 2016	10,392.30		405 Ordinary shares
CBA Markets Limited ACN 003 485 952	Friday, 5 August 2016	1,563.43		61 Ordinary shares
CBA Markets Limited ACN 003 485 952	Friday, 5 August 2016	51.28		2 Ordinary shares
CBA Markets Limited ACN 003 485 952	Friday, 5 August 2016	3,505.83		137 Ordinary shares
CBA Markets Limited ACN 003 485 952	Friday, 5 August 2016	8,849.25		345 Ordinary shares
CBA Markets Limited ACN 003 485 952	Friday, 5 August 2016	948.68		37 Ordinary shares
CBA Markets Limited ACN 003 485 952	Friday, 5 August 2016	5,871.56		229 Ordinary shares
CBA Markets Limited ACN 003 485 952	Friday, 5 August 2016	1,615.32		63 Ordinary shares
CBA Markets Limited ACN 003 485 952	Friday, 5 August 2016	2,332.79		91 Ordinary shares
CBA Markets Limited ACN 003 485 952	Friday, 5 August 2016	358.96		14 Ordinary shares
CBA Markets Limited ACN 003 485 952	Friday, 5 August 2016	6,307.44		246 Ordinary shares
CBA Markets Limited ACN 003 485 952	Friday, 5 August 2016	51.36		2 Ordinary shares
CBA Markets Limited ACN 003 485 952	Friday, 5 August 2016	6,317.28		246 Ordinary shares

CBA Markets Limited ACN 003 485 952	Friday, 5 August 2016	2,568.00		100 Ordinary shares
CBA Markets Limited ACN 003 485 952	Friday, 5 August 2016	11,808.20		460 Ordinary shares
CBA Markets Limited ACN 003 485 952	Friday, 5 August 2016	13,358.80		520 Ordinary shares
CBA Markets Limited ACN 003 485 952	Friday, 5 August 2016	718.76		28 Ordinary shares
CBA Markets Limited ACN 003 485 952	Friday, 5 August 2016	3,850.50		150 Ordinary shares
CBA Markets Limited ACN 003 485 952	Friday, 5 August 2016	1,283.50		50 Ordinary shares
CBA Markets Limited ACN 003 485 952	Friday, 5 August 2016	10,832.74		422 Ordinary shares
CBA Markets Limited ACN 003 485 952	Friday, 5 August 2016	16,448.00		640 Ordinary shares
CBA Markets Limited ACN 003 485 952	Friday, 5 August 2016	16,955.40		660 Ordinary shares
CBA Markets Limited ACN 003 485 952	Friday, 5 August 2016	1,282.00		50 Ordinary shares
CBA Markets Limited ACN 003 485 952	Friday, 5 August 2016	3,846.00		150 Ordinary shares
CBA Markets Limited ACN 003 485 952	Friday, 5 August 2016	8,538.12		333 Ordinary shares
CBA Markets Limited ACN 003 485 952	Friday, 5 August 2016	205.12		8 Ordinary shares
CBA Markets Limited ACN 003 485 952	Friday, 5 August 2016	1,282.00		50 Ordinary shares
CBA Markets Limited ACN 003 485 952	Friday, 5 August 2016	1,640.96		64 Ordinary shares
CBA Markets Limited ACN 003 485 952	Friday, 5 August 2016	1,999.53		78 Ordinary shares
CBA Markets Limited ACN 003 485 952	Friday, 5 August 2016	1,204.85		47 Ordinary shares
CBA Markets Limited ACN 003 485 952	Friday, 5 August 2016	3,076.80		120 Ordinary shares
CBA Markets Limited	Friday, 5 August 2016	51.28		2 Ordinary shares

ACN 003 485 952				
CBA Markets Limited ACN 003 485 952	Friday, 5 August 2016	6,307.44		246 Ordinary shares
CBA Markets Limited ACN 003 485 952	Friday, 5 August 2016	2,615.28		102 Ordinary shares
CBA Markets Limited ACN 003 485 952	Friday, 5 August 2016	308.16		12 Ordinary shares
CBA Markets Limited ACN 003 485 952	Friday, 5 August 2016	7,781.04		303 Ordinary shares
CBA Markets Limited ACN 003 485 952	Friday, 5 August 2016	1,463.76		57 Ordinary shares
CBA Markets Limited ACN 003 485 952	Friday, 5 August 2016	18,118.50		705 Ordinary shares
CBA Markets Limited ACN 003 485 952	Friday, 5 August 2016	1,413.50		55 Ordinary shares
CBA Markets Limited ACN 003 485 952	Friday, 5 August 2016	1,619.10		63 Ordinary shares
CBA Markets Limited ACN 003 485 952	Friday, 5 August 2016	2,672.80		104 Ordinary shares
CBA Markets Limited ACN 003 485 952	Friday, 5 August 2016	873.80		34 Ordinary shares
CBA Markets Limited ACN 003 485 952	Friday, 5 August 2016	6,322.20		246 Ordinary shares
CBA Markets Limited ACN 003 485 952	Friday, 5 August 2016	2,133.10		83 Ordinary shares
CBA Markets Limited ACN 003 485 952	Friday, 5 August 2016	1,567.70		61 Ordinary shares
CBA Markets Limited ACN 003 485 952	Friday, 5 August 2016	77.10		3 Ordinary shares
CBA Markets Limited ACN 003 485 952	Friday, 5 August 2016	3,366.70		131 Ordinary shares
CBA Markets Limited ACN 003 485 952	Friday, 5 August 2016	3,446.48		134 Ordinary shares
CBA Markets Limited ACN 003 485 952	Friday, 5 August 2016	3,034.96		118 Ordinary shares
CBA Markets Limited ACN 003 485 952	Friday, 5 August 2016	2,572.00		100 Ordinary shares

CBA Markets Limited ACN 003 485 952	Friday, 5 August 2016	10,982.44		427 Ordinary shares
CBA Markets Limited ACN 003 485 952	Friday, 5 August 2016	14,540.54		566 Ordinary shares
CBA Markets Limited ACN 003 485 952	Friday, 5 August 2016	5,549.04		216 Ordinary shares
CBA Markets Limited ACN 003 485 952	Friday, 5 August 2016	7,398.72		288 Ordinary shares
CBA Markets Limited ACN 003 485 952	Friday, 5 August 2016	76.95		3 Ordinary shares
CBA Markets Limited ACN 003 485 952	Friday, 5 August 2016	384.75		15 Ordinary shares
CBA Markets Limited ACN 003 485 952	Friday, 5 August 2016	436.05		17 Ordinary shares
CBA Markets Limited ACN 003 485 952	Friday, 5 August 2016	641.25		25 Ordinary shares
CBA Markets Limited ACN 003 485 952	Friday, 5 August 2016	3,052.35		119 Ordinary shares
CBA Markets Limited ACN 003 485 952	Friday, 5 August 2016	307.80		12 Ordinary shares
CBA Markets Limited ACN 003 485 952	Friday, 5 August 2016	1,769.85		69 Ordinary shares
CBA Markets Limited ACN 003 485 952	Friday, 5 August 2016	1,539.00		60 Ordinary shares
CBA Markets Limited ACN 003 485 952	Friday, 5 August 2016	1,589.68		62 Ordinary shares
CBA Markets Limited ACN 003 485 952	Friday, 5 August 2016	9,622.50		375 Ordinary shares
CBA Markets Limited ACN 003 485 952	Friday, 5 August 2016	3,915.27		153 Ordinary shares
CBA Markets Limited ACN 003 485 952	Friday, 5 August 2016	7,444.30		290 Ordinary shares
CBA Markets Limited ACN 003 485 952	Friday, 5 August 2016	2,559.00		100 Ordinary shares
CBA Markets Limited ACN 003 485 952	Friday, 5 August 2016	537.39		21 Ordinary shares
CBA Markets Limited	Friday, 5 August 2016	2,230.68		87 Ordinary shares

ACN 003 485 952				
CBA Markets Limited ACN 003 485 952	Friday, 5 August 2016	51.34		2 Ordinary shares
CBA Markets Limited ACN 003 485 952	Friday, 5 August 2016	1,253.91		49 Ordinary shares
CBA Markets Limited ACN 003 485 952	Friday, 5 August 2016	2,303.10		90 Ordinary shares
CBA Markets Limited ACN 003 485 952	Friday, 5 August 2016	1,307.64		51 Ordinary shares
CBA Markets Limited ACN 003 485 952	Friday, 5 August 2016	16,043.75		625 Ordinary shares
CBA Markets Limited ACN 003 485 952	Friday, 5 August 2016	16,846.60		655 Ordinary shares
CBA Markets Limited ACN 003 485 952	Friday, 5 August 2016	2,417.21		94 Ordinary shares
CBA Markets Limited ACN 003 485 952	Friday, 5 August 2016	1,337.18		52 Ordinary shares
CBA Markets Limited ACN 003 485 952	Friday, 5 August 2016	1,282.50		50 Ordinary shares
CBA Markets Limited ACN 003 485 952	Friday, 5 August 2016	3,847.50		150 Ordinary shares
CBA Markets Limited ACN 003 485 952	Friday, 5 August 2016	15,042.62		586 Ordinary shares
CBA Markets Limited ACN 003 485 952	Friday, 5 August 2016	2,489.99		97 Ordinary shares
CBA Markets Limited ACN 003 485 952	Friday, 5 August 2016	2,872.80		112 Ordinary shares
CBA Markets Limited ACN 003 485 952	Friday, 5 August 2016	12,411.15		485 Ordinary shares
CBA Markets Limited ACN 003 485 952	Friday, 5 August 2016	7,612.11		297 Ordinary shares
CBA Markets Limited ACN 003 485 952	Friday, 5 August 2016	589.95		23 Ordinary shares
CBA Markets Limited ACN 003 485 952	Monday, 8 August 2016	4,908.00		200 Ordinary shares
CBA Markets Limited ACN 003 485 952	Monday, 8 August 2016	24.54		1 Ordinary shares



CBA Markets Limited ACN 003 485 952	Monday, 8 August 2016	6,331.32		258 Ordinary shares
CBA Markets Limited ACN 003 485 952	Monday, 8 August 2016	809.82		33 Ordinary shares
CBA Markets Limited ACN 003 485 952	Monday, 8 August 2016	196.28		8 Ordinary shares
CBA Markets Limited ACN 003 485 952	Monday, 8 August 2016	5,407.60		220 Ordinary shares
CBA Markets Limited ACN 003 485 952	Monday, 8 August 2016	1,917.24		78 Ordinary shares
CBA Markets Limited ACN 003 485 952	Monday, 8 August 2016	5,579.66		227 Ordinary shares
CBA Markets Limited ACN 003 485 952	Monday, 8 August 2016	14,291.20		580 Ordinary shares
CBA Markets Limited ACN 003 485 952	Monday, 8 August 2016	13,742.40		560 Ordinary shares
CBA Markets Limited ACN 003 485 952	Monday, 8 August 2016	7,116.60		290 Ordinary shares
CBA Markets Limited ACN 003 485 952	Monday, 8 August 2016	1,987.74		81 Ordinary shares
CBA Markets Limited ACN 003 485 952	Monday, 8 August 2016	3,779.16		154 Ordinary shares
CBA Markets Limited ACN 003 485 952	Monday, 8 August 2016	4,983.65		203 Ordinary shares
CBA Markets Limited ACN 003 485 952	Monday, 8 August 2016	1,227.50		50 Ordinary shares
CBA Markets Limited ACN 003 485 952	Monday, 8 August 2016	6,309.35		257 Ordinary shares
CBA Markets Limited ACN 003 485 952	Monday, 8 August 2016	1,718.50		70 Ordinary shares
CBA Markets Limited ACN 003 485 952	Monday, 8 August 2016	7,487.75		305 Ordinary shares
CBA Markets Limited ACN 003 485 952	Monday, 8 August 2016	2,430.45		99 Ordinary shares
CBA Markets Limited ACN 003 485 952	Monday, 8 August 2016	3,903.45		159 Ordinary shares
CBA Markets Limited	Monday, 8 August 2016	4,953.04		202 Ordinary shares

ACN 003 485 952				
CBA Markets Limited ACN 003 485 952	Monday, 8 August 2016	5,757.50		235 Ordinary shares
CBA Markets Limited ACN 003 485 952	Monday, 8 August 2016	3,575.54		146 Ordinary shares
CBA Markets Limited ACN 003 485 952	Monday, 8 August 2016	1,224.50		50 Ordinary shares
CBA Markets Limited ACN 003 485 952	Monday, 8 August 2016	710.21		29 Ordinary shares
CBA Markets Limited ACN 003 485 952	Monday, 8 August 2016	2,644.92		108 Ordinary shares
CBA Markets Limited ACN 003 485 952	Monday, 8 August 2016	3,673.50		150 Ordinary shares
CBA Markets Limited ACN 003 485 952	Monday, 8 August 2016	1,224.50		50 Ordinary shares
CBA Markets Limited ACN 003 485 952	Monday, 8 August 2016	1,224.50		50 Ordinary shares
CBA Markets Limited ACN 003 485 952	Monday, 8 August 2016	4,457.18		182 Ordinary shares
CBA Markets Limited ACN 003 485 952	Monday, 8 August 2016	8,592.50		350 Ordinary shares
CBA Markets Limited ACN 003 485 952	Monday, 8 August 2016	49.10		2 Ordinary shares
CBA Markets Limited ACN 003 485 952	Monday, 8 August 2016	220.95		9 Ordinary shares
CBA Markets Limited ACN 003 485 952	Monday, 8 August 2016	1,124.24		46 Ordinary shares
CBA Markets Limited ACN 003 485 952	Monday, 8 August 2016	1,252.56		51 Ordinary shares
CBA Markets Limited ACN 003 485 952	Monday, 8 August 2016	6,336.48		258 Ordinary shares
CBA Markets Limited ACN 003 485 952	Monday, 8 August 2016	5,010.24		204 Ordinary shares
CBA Markets Limited ACN 003 485 952	Monday, 8 August 2016	1,080.64		44 Ordinary shares
CBA Markets Limited ACN 003 485 952	Monday, 8 August 2016	4,690.96		191 Ordinary shares

CBA Markets Limited ACN 003 485 952	Monday, 8 August 2016	4,805.92		196 Ordinary shares
CBA Markets Limited ACN 003 485 952	Monday, 8 August 2016	3,996.76		163 Ordinary shares
CBA Markets Limited ACN 003 485 952	Monday, 8 August 2016	7,257.92		296 Ordinary shares
CBA Markets Limited ACN 003 485 952	Monday, 8 August 2016	3,673.50		150 Ordinary shares
CBA Markets Limited ACN 003 485 952	Monday, 8 August 2016	1,224.50		50 Ordinary shares
CBA Markets Limited ACN 003 485 952	Monday, 8 August 2016	4,898.00		200 Ordinary shares
CBA Markets Limited ACN 003 485 952	Monday, 8 August 2016	2,449.00		100 Ordinary shares
CBA Markets Limited ACN 003 485 952	Monday, 8 August 2016	90,047.99		3,659 Ordinary shares
CBA Markets Limited ACN 003 485 952	Monday, 8 August 2016	3,800.60		155 Ordinary shares
CBA Markets Limited ACN 003 485 952	Monday, 8 August 2016	2,599.12		106 Ordinary shares
CBA Markets Limited ACN 003 485 952	Monday, 8 August 2016	2,402.96		98 Ordinary shares
CBA Markets Limited ACN 003 485 952	Monday, 8 August 2016	16,116.21		657 Ordinary shares
CBA Markets Limited ACN 003 485 952	Monday, 8 August 2016	2,355.84		96 Ordinary shares
CBA Markets Limited ACN 003 485 952	Monday, 8 August 2016	1,153.38		47 Ordinary shares
CBA Markets Limited ACN 003 485 952	Monday, 8 August 2016	1,227.00		50 Ordinary shares
CBA Markets Limited ACN 003 485 952	Monday, 8 August 2016	3,681.00		150 Ordinary shares
CBA Markets Limited ACN 003 485 952	Monday, 8 August 2016	6,331.32		258 Ordinary shares
CBA Markets Limited ACN 003 485 952	Monday, 8 August 2016	1,227.00		50 Ordinary shares
CBA Markets Limited	Monday, 8 August 2016	245.20		10 Ordinary shares

ACN 003 485 952				
CBA Markets Limited ACN 003 485 952	Monday, 8 August 2016	49.04		2 Ordinary shares
CBA Markets Limited ACN 003 485 952	Monday, 8 August 2016	4,462.64		182 Ordinary shares
CBA Markets Limited ACN 003 485 952	Monday, 8 August 2016	1,222.00		50 Ordinary shares
CBA Markets Limited ACN 003 485 952	Monday, 8 August 2016	3,666.00		150 Ordinary shares
CBA Markets Limited ACN 003 485 952	Monday, 8 August 2016	14,761.76		604 Ordinary shares
CBA Markets Limited ACN 003 485 952	Monday, 8 August 2016	9,210.00		375 Ordinary shares
CBA Markets Limited ACN 003 485 952	Monday, 8 August 2016	1,667.36		68 Ordinary shares
CBA Markets Limited ACN 003 485 952	Monday, 8 August 2016	3,236.64		132 Ordinary shares
CBA Markets Limited ACN 003 485 952	Monday, 8 August 2016	12,897.52		526 Ordinary shares
CBA Markets Limited ACN 003 485 952	Monday, 8 August 2016	4,217.44		172 Ordinary shares
CBA Markets Limited ACN 003 485 952	Monday, 8 August 2016	4,413.60		180 Ordinary shares
CBA Markets Limited ACN 003 485 952	Monday, 8 August 2016	24,745.00		1,010 Ordinary shares
CBA Markets Limited ACN 003 485 952	Monday, 8 August 2016	23,457.14		959 Ordinary shares
CBA Markets Limited ACN 003 485 952	Monday, 8 August 2016	3,934.84		161 Ordinary shares
CBA Markets Limited ACN 003 485 952	Monday, 8 August 2016	1,441.96		59 Ordinary shares
CBA Markets Limited ACN 003 485 952	Monday, 8 August 2016	1,222.00		50 Ordinary shares
CBA Markets Limited ACN 003 485 952	Monday, 8 August 2016	3,666.00		150 Ordinary shares
CBA Markets Limited ACN 003 485 952	Monday, 8 August 2016	317.72		13 Ordinary shares

CBA Markets Limited ACN 003 485 952	Monday, 8 August 2016	73.32		3 Ordinary shares
CBA Markets Limited ACN 003 485 952	Tuesday, 9 August 2016	1,294.26		53 Ordinary shares
CBA Markets Limited ACN 003 485 952	Tuesday, 9 August 2016	80,219.70		3,285 Ordinary shares
CBA Markets Limited ACN 003 485 952	Tuesday, 9 August 2016	49,914.48		2,044 Ordinary shares
CBA Markets Limited ACN 003 485 952	Wednesday, 10 August 2016	50,003.44		1,964 Ordinary shares
CBA Markets Limited ACN 003 485 952	Wednesday, 10 August 2016	20,652.10		815 Ordinary shares
CBA Markets Limited ACN 003 485 952	Thursday, 11 August 2016	249.90		10 Ordinary shares
CBA Markets Limited ACN 003 485 952	Thursday, 11 August 2016	2,074.17		83 Ordinary shares
CBA Markets Limited ACN 003 485 952	Thursday, 11 August 2016	374.85		15 Ordinary shares
CBA Markets Limited ACN 003 485 952	Thursday, 11 August 2016	1,249.50		50 Ordinary shares
CBA Markets Limited ACN 003 485 952	Thursday, 11 August 2016	199.92		8 Ordinary shares
CBA Markets Limited ACN 003 485 952	Thursday, 11 August 2016	24.99		1 Ordinary shares
CBA Markets Limited ACN 003 485 952	Thursday, 11 August 2016	3,723.51		149 Ordinary shares
CBA Markets Limited ACN 003 485 952	Thursday, 11 August 2016	149.94		6 Ordinary shares
CBA Markets Limited ACN 003 485 952	Thursday, 11 August 2016	549.78		22 Ordinary shares
CBA Markets Limited ACN 003 485 952	Thursday, 11 August 2016	3,748.50		150 Ordinary shares
CBA Markets Limited ACN 003 485 952	Thursday, 11 August 2016	1,249.50		50 Ordinary shares
CBA Markets Limited ACN 003 485 952	Thursday, 11 August 2016	5,647.74		226 Ordinary shares
CBA Markets Limited	Thursday, 11 August	19,273.10		770 Ordinary shares

ACN 003 485 952	2016			
CBA Markets Limited ACN 003 485 952	Thursday, 11 August 2016	10,424.80		415 Ordinary shares
CBA Markets Limited ACN 003 485 952	Thursday, 11 August 2016	7,354.35		295 Ordinary shares
CBA Markets Limited ACN 003 485 952	Friday, 12 August 2016	6,510.40		260 Ordinary shares
CBA Markets Limited ACN 003 485 952	Friday, 12 August 2016	5,747.90		229 Ordinary shares
CBA Markets Limited ACN 003 485 952	Friday, 12 August 2016	1,509.00		60 Ordinary shares
CBA Markets Limited ACN 003 485 952	Friday, 12 August 2016	10,524.40		415 Ordinary shares
CBA Markets Limited ACN 003 485 952	Friday, 12 August 2016	76.20		3 Ordinary shares
CBA Markets Limited ACN 003 485 952	Friday, 12 August 2016	1,574.80		62 Ordinary shares
CBA Markets Limited ACN 003 485 952	Friday, 12 August 2016	1,270.00		50 Ordinary shares
CBA Markets Limited ACN 003 485 952	Friday, 12 August 2016	1,269.50		50 Ordinary shares
CBA Markets Limited ACN 003 485 952	Friday, 12 August 2016	2,539.00		100 Ordinary shares
CBA Markets Limited ACN 003 485 952	Friday, 12 August 2016	5,255.73		207 Ordinary shares
CBA Markets Limited ACN 003 485 952	Friday, 12 August 2016	330.07		13 Ordinary shares
CBA Markets Limited ACN 003 485 952	Friday, 12 August 2016	253.90		10 Ordinary shares
CBA Markets Limited ACN 003 485 952	Friday, 12 August 2016	5,255.73		207 Ordinary shares
CBA Markets Limited ACN 003 485 952	Friday, 12 August 2016	3,808.50		150 Ordinary shares
CBA Markets Limited ACN 003 485 952	Friday, 12 August 2016	837.87		33 Ordinary shares
CBA Markets Limited ACN 003 485 952	Friday, 12 August 2016	2,564.39		101 Ordinary shares

CBA Markets Limited ACN 003 485 952	Friday, 12 August 2016	5,331.90		210 Ordinary shares
CBA Markets Limited ACN 003 485 952	Friday, 12 August 2016	25.39		1 Ordinary shares
CBA Markets Limited ACN 003 485 952	Friday, 12 August 2016	1,980.42		78 Ordinary shares
CBA Markets Limited ACN 003 485 952	Friday, 12 August 2016	10,036.95		395 Ordinary shares
CBA Markets Limited ACN 003 485 952	Friday, 12 August 2016	13,197.60		520 Ordinary shares
CBA Markets Limited ACN 003 485 952	Friday, 12 August 2016	13,202.80		520 Ordinary shares
CBA Markets Limited ACN 003 485 952	Friday, 12 August 2016	13,213.20		520 Ordinary shares
CBA Markets Limited ACN 003 485 952	Friday, 12 August 2016	13,716.00		540 Ordinary shares
CBA Markets Limited ACN 003 485 952	Friday, 12 August 2016	1,269.00		50 Ordinary shares
CBA Markets Limited ACN 003 485 952	Friday, 12 August 2016	3,807.00		150 Ordinary shares
CBA Markets Limited ACN 003 485 952	Friday, 12 August 2016	10,152.00		400 Ordinary shares
CBA Markets Limited ACN 003 485 952	Friday, 12 August 2016	15,258.00		600 Ordinary shares
CBA Markets Limited ACN 003 485 952	Friday, 12 August 2016	76.11		3 Ordinary shares
CBA Markets Limited ACN 003 485 952	Friday, 12 August 2016	989.43		39 Ordinary shares
CBA Markets Limited ACN 003 485 952	Friday, 12 August 2016	93,210.03		3,651 Ordinary shares
CBA Markets Limited ACN 003 485 952	Friday, 12 August 2016	69,722.43		2,731 Ordinary shares
CBA Markets Limited ACN 003 485 952	Friday, 12 August 2016	1,509.75		61 Ordinary shares
CBA Markets Limited ACN 003 485 952	Friday, 12 August 2016	5,098.50		206 Ordinary shares
CBA Markets Limited	Friday, 12 August 2016	915.75		37 Ordinary shares

ACN 003 485 952				
CBA Markets Limited ACN 003 485 952	Friday, 12 August 2016	3,390.75		137 Ordinary shares
CBA Markets Limited ACN 003 485 952	Friday, 12 August 2016	4,063.92		164 Ordinary shares
CBA Markets Limited ACN 003 485 952	Friday, 12 August 2016	4,708.20		190 Ordinary shares
CBA Markets Limited ACN 003 485 952	Friday, 12 August 2016	4,660.52		188 Ordinary shares
CBA Markets Limited ACN 003 485 952	Friday, 12 August 2016	3,098.75		125 Ordinary shares
CBA Markets Limited ACN 003 485 952	Friday, 12 August 2016	1,189.92		48 Ordinary shares
CBA Markets Limited ACN 003 485 952	Friday, 12 August 2016	12,439.35		495 Ordinary shares
CBA Markets Limited ACN 003 485 952	Friday, 12 August 2016	2,546.00		100 Ordinary shares
CBA Markets Limited ACN 003 485 952	Friday, 12 August 2016	203.68		8 Ordinary shares
CBA Markets Limited ACN 003 485 952	Friday, 12 August 2016	4,862.86		191 Ordinary shares
CBA Markets Limited ACN 003 485 952	Friday, 12 August 2016	4,355.37		171 Ordinary shares
CBA Markets Limited ACN 003 485 952	Friday, 12 August 2016	738.63		29 Ordinary shares
CBA Markets Limited ACN 003 485 952	Friday, 12 August 2016	11,109.28		436 Ordinary shares
CBA Markets Limited ACN 003 485 952	Friday, 12 August 2016	6,360.00		250 Ordinary shares
CBA Markets Limited ACN 003 485 952	Friday, 12 August 2016	559.68		22 Ordinary shares
CBA Markets Limited ACN 003 485 952	Friday, 12 August 2016	636.00		25 Ordinary shares
CBA Markets Limited ACN 003 485 952	Friday, 12 August 2016	178.08		7 Ordinary shares
CBA Markets Limited ACN 003 485 952	Friday, 12 August 2016	814.08		32 Ordinary shares



CBA Markets Limited ACN 003 485 952	Friday, 12 August 2016	152.64		6 Ordinary shares
CBA Markets Limited ACN 003 485 952	Friday, 12 August 2016	76.32		3 Ordinary shares
CBA Markets Limited ACN 003 485 952	Friday, 12 August 2016	25.44		1 Ordinary shares
CBA Markets Limited ACN 003 485 952	Friday, 12 August 2016	101.76		4 Ordinary shares
CBA Markets Limited ACN 003 485 952	Friday, 12 August 2016	351.40		14 Ordinary shares
CBA Markets Limited ACN 003 485 952	Friday, 12 August 2016	9,538.00		380 Ordinary shares
CBA Markets Limited ACN 003 485 952	Friday, 12 August 2016	1,279.08		51 Ordinary shares
CBA Markets Limited ACN 003 485 952	Friday, 12 August 2016	1,455.22		58 Ordinary shares
CBA Markets Limited ACN 003 485 952	Friday, 12 August 2016	175.63		7 Ordinary shares
CBA Markets Limited ACN 003 485 952	Friday, 12 August 2016	3,261.70		130 Ordinary shares
CBA Markets Limited ACN 003 485 952	Friday, 12 August 2016	1,254.50		50 Ordinary shares
CBA Markets Limited ACN 003 485 952	Friday, 12 August 2016	1,982.11		79 Ordinary shares
CBA Markets Limited ACN 003 485 952	Friday, 12 August 2016	100.40		4 Ordinary shares
CBA Markets Limited ACN 003 485 952	Friday, 12 August 2016	1,330.30		53 Ordinary shares
CBA Markets Limited ACN 003 485 952	Friday, 12 August 2016	7,771.50		314 Ordinary shares
CBA Markets Limited ACN 003 485 952	Friday, 12 August 2016	474.62		19 Ordinary shares
CBA Markets Limited ACN 003 485 952	Friday, 12 August 2016	6,394.88		256 Ordinary shares
CBA Markets Limited ACN 003 485 952	Friday, 12 August 2016	624.50		25 Ordinary shares
CBA Markets Limited	Friday, 12 August 2016	6,149.50		245 Ordinary shares

ACN 003 485 952				
CBA Markets Limited ACN 003 485 952	Friday, 12 August 2016	6,149.50		245 Ordinary shares
CBA Markets Limited ACN 003 485 952	Friday, 12 August 2016	6,290.00		250 Ordinary shares
CBA Markets Limited ACN 003 485 952	Friday, 12 August 2016	7,799.60		310 Ordinary shares
CBA Markets Limited ACN 003 485 952	Friday, 12 August 2016	2,917.40		116 Ordinary shares
CBA Markets Limited ACN 003 485 952	Friday, 12 August 2016	5,026.74		199 Ordinary shares
CBA Markets Limited ACN 003 485 952	Friday, 12 August 2016	4,950.96		196 Ordinary shares
CBA Markets Limited ACN 003 485 952	Friday, 12 August 2016	9,045.40		355 Ordinary shares
CBA Markets Limited ACN 003 485 952	Friday, 12 August 2016	8,219.25		325 Ordinary shares
CBA Markets Limited ACN 003 485 952	Friday, 12 August 2016	7,858.50		310 Ordinary shares
CBA Markets Limited ACN 003 485 952	Friday, 12 August 2016	25.15		1 Ordinary shares
CBA Markets Limited ACN 003 485 952	Friday, 12 August 2016	4,275.50		170 Ordinary shares
CBA Markets Limited ACN 003 485 952	Friday, 12 August 2016	5,885.10		234 Ordinary shares
CBA Markets Limited ACN 003 485 952	Friday, 12 August 2016	1,207.20		48 Ordinary shares
CBA Markets Limited ACN 003 485 952	Friday, 12 August 2016	1,257.50		50 Ordinary shares
CBA Markets Limited ACN 003 485 952	Friday, 12 August 2016	1,911.40		76 Ordinary shares
CBA Markets Limited ACN 003 485 952	Monday, 15 August 2016	1,813.74		74 Ordinary shares
CBA Markets Limited ACN 003 485 952	Monday, 15 August 2016	53,137.68		2,168 Ordinary shares
CBA Markets Limited ACN 003 485 952	Monday, 15 August 2016	3,260.40		132 Ordinary shares

CBA Markets Limited ACN 003 485 952	Monday, 15 August 2016	3,507.40		142 Ordinary shares
CBA Markets Limited ACN 003 485 952	Monday, 15 August 2016	938.60		38 Ordinary shares
CBA Markets Limited ACN 003 485 952	Monday, 15 August 2016	197.60		8 Ordinary shares
CBA Markets Limited ACN 003 485 952	Monday, 15 August 2016	3,971.87		161 Ordinary shares
CBA Markets Limited ACN 003 485 952	Monday, 15 August 2016	4,169.23		169 Ordinary shares
CBA Markets Limited ACN 003 485 952	Monday, 15 August 2016	7,527.40		305 Ordinary shares
CBA Markets Limited ACN 003 485 952	Monday, 15 August 2016	74.10		3 Ordinary shares
CBA Markets Limited ACN 003 485 952	Monday, 15 August 2016	222.30		9 Ordinary shares
CBA Markets Limited ACN 003 485 952	Monday, 15 August 2016	3,853.20		156 Ordinary shares
CBA Markets Limited ACN 003 485 952	Monday, 15 August 2016	3,038.10		123 Ordinary shares
CBA Markets Limited ACN 003 485 952	Monday, 15 August 2016	345.80		14 Ordinary shares
CBA Markets Limited ACN 003 485 952	Monday, 15 August 2016	7,669.40		310 Ordinary shares
CBA Markets Limited ACN 003 485 952	Monday, 15 August 2016	3,448.20		140 Ordinary shares
CBA Markets Limited ACN 003 485 952	Monday, 15 August 2016	4,801.88		195 Ordinary shares
CBA Markets Limited ACN 003 485 952	Monday, 15 August 2016	197.04		8 Ordinary shares
CBA Markets Limited ACN 003 485 952	Monday, 15 August 2016	615.75		25 Ordinary shares
CBA Markets Limited ACN 003 485 952	Monday, 15 August 2016	1,009.83		41 Ordinary shares
CBA Markets Limited ACN 003 485 952	Monday, 15 August 2016	6,305.28		256 Ordinary shares
CBA Markets Limited	Monday, 15 August	370.20		15 Ordinary shares

ACN 003 485 952	2016			
CBA Markets Limited ACN 003 485 952	Monday, 15 August 2016	1,579.52		64 Ordinary shares
CBA Markets Limited ACN 003 485 952	Monday, 15 August 2016	74.04		3 Ordinary shares
CBA Markets Limited ACN 003 485 952	Monday, 15 August 2016	3,282.44		133 Ordinary shares
CBA Markets Limited ACN 003 485 952	Monday, 15 August 2016	3,035.64		123 Ordinary shares
CBA Markets Limited ACN 003 485 952	Monday, 15 August 2016	2,393.96		97 Ordinary shares
CBA Markets Limited ACN 003 485 952	Tuesday, 16 August 2016	15,168.75		625 Ordinary shares
CBA Markets Limited ACN 003 485 952	Tuesday, 16 August 2016	873.54		36 Ordinary shares
CBA Markets Limited ACN 003 485 952	Tuesday, 16 August 2016	509.57		21 Ordinary shares
CBA Markets Limited ACN 003 485 952	Tuesday, 16 August 2016	315.51		13 Ordinary shares
CBA Markets Limited ACN 003 485 952	Tuesday, 16 August 2016	6,649.98		274 Ordinary shares
CBA Markets Limited ACN 003 485 952	Tuesday, 16 August 2016	2,087.22		86 Ordinary shares
CBA Markets Limited ACN 003 485 952	Tuesday, 16 August 2016	6,171.00		255 Ordinary shares
CBA Markets Limited ACN 003 485 952	Tuesday, 16 August 2016	1,088.78		45 Ordinary shares
CBA Markets Limited ACN 003 485 952	Tuesday, 16 August 2016	1,209.75		50 Ordinary shares
CBA Markets Limited ACN 003 485 952	Tuesday, 16 August 2016	7,952.75		325 Ordinary shares
CBA Markets Limited ACN 003 485 952	Tuesday, 16 August 2016	483.20		20 Ordinary shares
CBA Markets Limited ACN 003 485 952	Tuesday, 16 August 2016	803.55		33 Ordinary shares
CBA Markets Limited ACN 003 485 952	Tuesday, 16 August 2016	8,891.40		365 Ordinary shares

CBA Markets Limited ACN 003 485 952	Tuesday, 16 August 2016	852.60		35 Ordinary shares
CBA Markets Limited ACN 003 485 952	Tuesday, 16 August 2016	1,385.96		57 Ordinary shares
CBA Markets Limited ACN 003 485 952	Tuesday, 16 August 2016	1,458.90		60 Ordinary shares
CBA Markets Limited ACN 003 485 952	Tuesday, 16 August 2016	4,864.00		200 Ordinary shares
CBA Markets Limited ACN 003 485 952	Tuesday, 16 August 2016	1,460.40		60 Ordinary shares
CBA Markets Limited ACN 003 485 952	Tuesday, 16 August 2016	2,660.90		110 Ordinary shares
CBA Markets Limited ACN 003 485 952	Tuesday, 16 August 2016	24.19		1 Ordinary shares
CBA Markets Limited ACN 003 485 952	Tuesday, 16 August 2016	3,335.46		138 Ordinary shares
CBA Markets Limited ACN 003 485 952	Tuesday, 16 August 2016	2,731.21		113 Ordinary shares
CBA Markets Limited ACN 003 485 952	Tuesday, 16 August 2016	3,504.65		145 Ordinary shares
CBA Markets Limited ACN 003 485 952	Tuesday, 16 August 2016	17,431.70		715 Ordinary shares
CBA Markets Limited ACN 003 485 952	Tuesday, 16 August 2016	90,193.52		3,656 Ordinary shares
CBA Markets Limited ACN 003 485 952	Tuesday, 16 August 2016	14,012.56		568 Ordinary shares
CBA Markets Limited ACN 003 485 952	Tuesday, 16 August 2016	10,782.35		445 Ordinary shares
CBA Markets Limited ACN 003 485 952	Tuesday, 16 August 2016	16,014.75		655 Ordinary shares
CBA Markets Limited ACN 003 485 952	Tuesday, 16 August 2016	17,258.40		705 Ordinary shares
CBA Markets Limited ACN 003 485 952	Tuesday, 16 August 2016	3,657.22		151 Ordinary shares
CBA Markets Limited ACN 003 485 952	Tuesday, 16 August 2016	1,308.42		54 Ordinary shares
CBA Markets Limited	Tuesday, 16 August	3,285.76		136 Ordinary shares

ACN 003 485 952	2016			
CBA Markets Limited ACN 003 485 952	Tuesday, 16 August 2016	2,754.24		114 Ordinary shares
CBA Markets Limited ACN 003 485 952	Tuesday, 16 August 2016	12,263.92		505 Ordinary shares
CBA Markets Limited ACN 003 485 952	Tuesday, 16 August 2016	2,519.40		104 Ordinary shares
CBA Markets Limited ACN 003 485 952	Tuesday, 16 August 2016	7,317.46		302 Ordinary shares
CBA Markets Limited ACN 003 485 952	Tuesday, 16 August 2016	5,669.82		234 Ordinary shares
CBA Markets Limited ACN 003 485 952	Tuesday, 16 August 2016	2,782.06		113 Ordinary shares
CBA Markets Limited ACN 003 485 952	Tuesday, 16 August 2016	17,992.80		735 Ordinary shares
CBA Markets Limited ACN 003 485 952	Tuesday, 16 August 2016	18,420.00		750 Ordinary shares
CBA Markets Limited ACN 003 485 952	Tuesday, 16 August 2016	16,454.89		667 Ordinary shares
CBA Markets Limited ACN 003 485 952	Tuesday, 16 August 2016	17,022.30		690 Ordinary shares
CBA Markets Limited ACN 003 485 952	Tuesday, 16 August 2016	7,866.54		319 Ordinary shares
CBA Markets Limited ACN 003 485 952	Tuesday, 16 August 2016	5,899.96		242 Ordinary shares
CBA Markets Limited ACN 003 485 952	Tuesday, 16 August 2016	3,853.62		158 Ordinary shares
CBA Markets Limited ACN 003 485 952	Tuesday, 16 August 2016	1,485.66		61 Ordinary shares
CBA Markets Limited ACN 003 485 952	Tuesday, 16 August 2016	1,290.82		53 Ordinary shares
CBA Markets Limited ACN 003 485 952	Tuesday, 16 August 2016	4,677.12		192 Ordinary shares
CBA Markets Limited ACN 003 485 952	Tuesday, 16 August 2016	2,655.24		109 Ordinary shares
CBA Markets Limited ACN 003 485 952	Tuesday, 16 August 2016	2,396.59		98 Ordinary shares

CBA Markets Limited ACN 003 485 952	Tuesday, 16 August 2016	7,876.12		322 Ordinary shares
CBA Markets Limited ACN 003 485 952	Tuesday, 16 August 2016	437.76		18 Ordinary shares
CBA Markets Limited ACN 003 485 952	Tuesday, 16 August 2016	5,107.20		210 Ordinary shares
CBA Markets Limited ACN 003 485 952	Tuesday, 16 August 2016	4,669.44		192 Ordinary shares
CBA Markets Limited ACN 003 485 952	Tuesday, 16 August 2016	1,899.69		78 Ordinary shares
CBA Markets Limited ACN 003 485 952	Tuesday, 16 August 2016	1,534.37		63 Ordinary shares
CBA Markets Limited ACN 003 485 952	Tuesday, 16 August 2016	2,533.44		104 Ordinary shares
CBA Markets Limited ACN 003 485 952	Tuesday, 16 August 2016	2,874.48		118 Ordinary shares
CBA Markets Limited ACN 003 485 952	Tuesday, 16 August 2016	1,144.92		47 Ordinary shares
CBA Markets Limited ACN 003 485 952	Wednesday, 17 August 2016	8,850.20		380 Ordinary shares
CBA Markets Limited ACN 003 485 952	Wednesday, 17 August 2016	1,141.21		49 Ordinary shares
CBA Markets Limited ACN 003 485 952	Wednesday, 17 August 2016	2,631.77		113 Ordinary shares
CBA Markets Limited ACN 003 485 952	Wednesday, 17 August 2016	2,282.42		98 Ordinary shares
CBA Markets Limited ACN 003 485 952	Wednesday, 17 August 2016	1,467.27		63 Ordinary shares
CBA Markets Limited ACN 003 485 952	Wednesday, 17 August 2016	17,180.64		738 Ordinary shares
CBA Markets Limited ACN 003 485 952	Wednesday, 17 August 2016	861.36		37 Ordinary shares
CBA Markets Limited ACN 003 485 952	Wednesday, 17 August 2016	232.80		10 Ordinary shares
CBA Markets Limited ACN 003 485 952	Wednesday, 17 August 2016	1,724.20		74 Ordinary shares
CBA Markets Limited	Wednesday, 17 August	16,589.60		712 Ordinary shares

ACN 003 485 952	2016			
CBA Markets Limited ACN 003 485 952	Wednesday, 17 August 2016	7,059.90		303 Ordinary shares
CBA Markets Limited ACN 003 485 952	Wednesday, 17 August 2016	396.10		17 Ordinary shares
CBA Markets Limited ACN 003 485 952	Wednesday, 17 August 2016	2,609.60		112 Ordinary shares
CBA Markets Limited ACN 003 485 952	Wednesday, 17 August 2016	93.20		4 Ordinary shares
CBA Markets Limited ACN 003 485 952	Wednesday, 17 August 2016	55,851.40		2,395 Ordinary shares
CBA Markets Limited ACN 003 485 952	Thursday, 18 August 2016	35,834.40		1,512 Ordinary shares
CBA Markets Limited ACN 003 485 952	Thursday, 18 August 2016	49,959.60		2,108 Ordinary shares
CBA Markets Limited ACN 003 485 952	Thursday, 18 August 2016	20,578.35		865 Ordinary shares
CBA Markets Limited ACN 003 485 952	Friday, 19 August 2016	22,221.60		940 Ordinary shares
CBA Markets Limited ACN 003 485 952	Friday, 19 August 2016	262.24		11 Ordinary shares
CBA Markets Limited ACN 003 485 952	Friday, 19 August 2016	22,877.02		955 Ordinary shares
CBA Markets Limited ACN 003 485 952	Friday, 19 August 2016	2,969.80		124 Ordinary shares
CBA Markets Limited ACN 003 485 952	Friday, 19 August 2016	2,395.00		100 Ordinary shares
CBA Markets Limited ACN 003 485 952	Friday, 19 August 2016	15,837.56		661 Ordinary shares
CBA Markets Limited ACN 003 485 952	Friday, 19 August 2016	14,623.84		616 Ordinary shares
CBA Markets Limited ACN 003 485 952	Friday, 19 August 2016	9,947.06		419 Ordinary shares
CBA Markets Limited ACN 003 485 952	Friday, 19 August 2016	20,986.20		890 Ordinary shares
CBA Markets Limited ACN 003 485 952	Friday, 19 August 2016	18,148.90		770 Ordinary shares



CBA Markets Limited ACN 003 485 952	Friday, 19 August 2016	13,188.00		560 Ordinary shares
CBA Markets Limited ACN 003 485 952	Friday, 19 August 2016	9,412.41		399 Ordinary shares
CBA Markets Limited ACN 003 485 952	Friday, 19 August 2016	2,712.85		115 Ordinary shares
CBA Markets Limited ACN 003 485 952	Friday, 19 August 2016	3,750.81		159 Ordinary shares
CBA Markets Limited ACN 003 485 952	Friday, 19 August 2016	4,647.23		197 Ordinary shares
CBA Markets Limited ACN 003 485 952	Friday, 19 August 2016	900.22		38 Ordinary shares
CBA Markets Limited ACN 003 485 952	Friday, 19 August 2016	8,315.19		351 Ordinary shares
CBA Markets Limited ACN 003 485 952	Friday, 19 August 2016	2,748.04		116 Ordinary shares
CBA Markets Limited ACN 003 485 952	Friday, 19 August 2016	10,305.15		435 Ordinary shares
CBA Markets Limited ACN 003 485 952	Friday, 19 August 2016	11,467.82		485 Ordinary shares
CBA Markets Limited ACN 003 485 952	Friday, 19 August 2016	12,505.35		530 Ordinary shares
CBA Markets Limited ACN 003 485 952	Friday, 19 August 2016	1,145.28		48 Ordinary shares
CBA Markets Limited ACN 003 485 952	Friday, 19 August 2016	22,172.25		925 Ordinary shares
CBA Markets Limited ACN 003 485 952	Friday, 19 August 2016	10,285.57		435 Ordinary shares
CBA Markets Limited ACN 003 485 952	Friday, 19 August 2016	2,439.04		103 Ordinary shares
CBA Markets Limited ACN 003 485 952	Friday, 19 August 2016	118.40		5 Ordinary shares
CBA Markets Limited ACN 003 485 952	Friday, 19 August 2016	10,921.09		461 Ordinary shares
CBA Markets Limited ACN 003 485 952	Friday, 19 August 2016	260.59		11 Ordinary shares
CBA Markets Limited	Friday, 19 August 2016	4,027.30		170 Ordinary shares

ACN 003 485 952				
CBA Markets Limited ACN 003 485 952	Friday, 19 August 2016	4,501.10		190 Ordinary shares
CBA Markets Limited ACN 003 485 952	Friday, 19 August 2016	4,239.15		177 Ordinary shares
CBA Markets Limited ACN 003 485 952	Friday, 19 August 2016	6,011.45		251 Ordinary shares
CBA Markets Limited ACN 003 485 952	Friday, 19 August 2016	5,340.85		223 Ordinary shares
CBA Markets Limited ACN 003 485 952	Friday, 19 August 2016	4,790.00		200 Ordinary shares
CBA Markets Limited ACN 003 485 952	Friday, 19 August 2016	5,939.60		248 Ordinary shares
CBA Markets Limited ACN 003 485 952	Friday, 19 August 2016	10,081.47		427 Ordinary shares
CBA Markets Limited ACN 003 485 952	Friday, 19 August 2016	16,833.93		713 Ordinary shares
CBA Markets Limited ACN 003 485 952	Friday, 19 August 2016	22,910.24		961 Ordinary shares
CBA Markets Limited ACN 003 485 952	Friday, 19 August 2016	12,043.65		510 Ordinary shares
CBA Markets Limited ACN 003 485 952	Friday, 19 August 2016	1,340.92		56 Ordinary shares
CBA Markets Limited ACN 003 485 952	Friday, 19 August 2016	12,510.65		530 Ordinary shares
CBA Markets Limited ACN 003 485 952	Friday, 19 August 2016	19,428.75		825 Ordinary shares
CBA Markets Limited ACN 003 485 952	Monday, 22 August 2016	1,492.16		63 Ordinary shares
CBA Markets Limited ACN 003 485 952	Monday, 22 August 2016	261.47		11 Ordinary shares
CBA Markets Limited ACN 003 485 952	Monday, 22 August 2016	3,470.42		146 Ordinary shares
CBA Markets Limited ACN 003 485 952	Monday, 22 August 2016	1,592.59		67 Ordinary shares
CBA Markets Limited ACN 003 485 952	Monday, 22 August 2016	1,901.60		80 Ordinary shares

CBA Markets Limited ACN 003 485 952	Monday, 22 August 2016	5,490.87		231 Ordinary shares
CBA Markets Limited ACN 003 485 952	Monday, 22 August 2016	17,448.90		735 Ordinary shares
CBA Markets Limited ACN 003 485 952	Monday, 22 August 2016	17,226.00		725 Ordinary shares
CBA Markets Limited ACN 003 485 952	Monday, 22 August 2016	807.50		34 Ordinary shares
CBA Markets Limited ACN 003 485 952	Monday, 22 August 2016	21,161.25		891 Ordinary shares
CBA Markets Limited ACN 003 485 952	Monday, 22 August 2016	141.48		6 Ordinary shares
CBA Markets Limited ACN 003 485 952	Monday, 22 August 2016	8,724.60		370 Ordinary shares
CBA Markets Limited ACN 003 485 952	Monday, 22 August 2016	1,414.80		60 Ordinary shares
CBA Markets Limited ACN 003 485 952	Monday, 22 August 2016	1,273.32		54 Ordinary shares
CBA Markets Limited ACN 003 485 952	Monday, 22 August 2016	7,201.76		304 Ordinary shares
CBA Markets Limited ACN 003 485 952	Monday, 22 August 2016	3,861.47		163 Ordinary shares
CBA Markets Limited ACN 003 485 952	Monday, 22 August 2016	260.21		11 Ordinary shares
CBA Markets Limited ACN 003 485 952	Monday, 22 August 2016	473.10		20 Ordinary shares
CBA Markets Limited ACN 003 485 952	Monday, 22 August 2016	591.38		25 Ordinary shares
CBA Markets Limited ACN 003 485 952	Monday, 22 August 2016	10,150.14		429 Ordinary shares
CBA Markets Limited ACN 003 485 952	Monday, 22 August 2016	1,467.85		62 Ordinary shares
CBA Markets Limited ACN 003 485 952	Monday, 22 August 2016	4,736.00		200 Ordinary shares
CBA Markets Limited ACN 003 485 952	Monday, 22 August 2016	3,149.44		133 Ordinary shares
CBA Markets Limited	Monday, 22 August	25,504.65		1,083 Ordinary shares

ACN 003 485 952	2016			
CBA Markets Limited ACN 003 485 952	Monday, 22 August 2016	12,287.60		520 Ordinary shares
CBA Markets Limited ACN 003 485 952	Monday, 22 August 2016	2,131.20		90 Ordinary shares
CBA Markets Limited ACN 003 485 952	Monday, 22 August 2016	1,570.14		66 Ordinary shares
CBA Markets Limited ACN 003 485 952	Monday, 22 August 2016	4,044.30		170 Ordinary shares
CBA Markets Limited ACN 003 485 952	Monday, 22 August 2016	1,712.88		72 Ordinary shares
CBA Markets Limited ACN 003 485 952	Monday, 22 August 2016	4,025.60		170 Ordinary shares
CBA Markets Limited ACN 003 485 952	Monday, 22 August 2016	1,586.56		67 Ordinary shares
CBA Markets Limited ACN 003 485 952	Monday, 22 August 2016	1,515.52		64 Ordinary shares
CBA Markets Limited ACN 003 485 952	Monday, 22 August 2016	260.48		11 Ordinary shares
CBA Markets Limited ACN 003 485 952	Monday, 22 August 2016	378.88		16 Ordinary shares
CBA Markets Limited ACN 003 485 952	Monday, 22 August 2016	3,599.36		152 Ordinary shares
CBA Markets Limited ACN 003 485 952	Monday, 22 August 2016	4,988.36		212 Ordinary shares
CBA Markets Limited ACN 003 485 952	Monday, 22 August 2016	11,455.70		485 Ordinary shares
CBA Markets Limited ACN 003 485 952	Monday, 22 August 2016	11,380.80		480 Ordinary shares
CBA Markets Limited ACN 003 485 952	Monday, 22 August 2016	7,574.40		320 Ordinary shares
CBA Markets Limited ACN 003 485 952	Monday, 22 August 2016	9,962.40		420 Ordinary shares
CBA Markets Limited ACN 003 485 952	Monday, 22 August 2016	713.70		30 Ordinary shares
CBA Markets Limited ACN 003 485 952	Monday, 22 August 2016	23.80		1 Ordinary shares

CBA Markets Limited ACN 003 485 952	Monday, 22 August 2016	4,329.78		182 Ordinary shares
CBA Markets Limited ACN 003 485 952	Monday, 22 August 2016	1,666.00		70 Ordinary shares
CBA Markets Limited ACN 003 485 952	Monday, 22 August 2016	214.20		9 Ordinary shares
CBA Markets Limited ACN 003 485 952	Monday, 22 August 2016	1,570.80		66 Ordinary shares
CBA Markets Limited ACN 003 485 952	Monday, 22 August 2016	7,830.20		329 Ordinary shares
CBA Markets Limited ACN 003 485 952	Monday, 22 August 2016	8,336.25		351 Ordinary shares
CBA Markets Limited ACN 003 485 952	Monday, 22 August 2016	4,013.75		169 Ordinary shares
CBA Markets Limited ACN 003 485 952	Monday, 22 August 2016	12,700.90		535 Ordinary shares
CBA Markets Limited ACN 003 485 952	Monday, 22 August 2016	12,706.25		535 Ordinary shares
CBA Markets Limited ACN 003 485 952	Tuesday, 23 August 2016	2,521.74		106 Ordinary shares
CBA Markets Limited ACN 003 485 952	Tuesday, 23 August 2016	2,688.27		113 Ordinary shares
CBA Markets Limited ACN 003 485 952	Tuesday, 23 August 2016	214.11		9 Ordinary shares
CBA Markets Limited ACN 003 485 952	Tuesday, 23 August 2016	4,472.52		188 Ordinary shares
CBA Markets Limited ACN 003 485 952	Tuesday, 23 August 2016	1,284.66		54 Ordinary shares
CBA Markets Limited ACN 003 485 952	Tuesday, 23 August 2016	3,944.99		166 Ordinary shares
CBA Markets Limited ACN 003 485 952	Tuesday, 23 August 2016	974.98		41 Ordinary shares
CBA Markets Limited ACN 003 485 952	Tuesday, 23 August 2016	332.92		14 Ordinary shares
CBA Markets Limited ACN 003 485 952	Tuesday, 23 August 2016	7,831.08		324 Ordinary shares
CBA Markets Limited	Tuesday, 23 August	7,489.60		310 Ordinary shares

ACN 003 485 952	2016			
CBA Markets Limited ACN 003 485 952	Tuesday, 23 August 2016	3,261.60		135 Ordinary shares
CBA Markets Limited ACN 003 485 952	Tuesday, 23 August 2016	10,983.70		455 Ordinary shares
CBA Markets Limited ACN 003 485 952	Tuesday, 23 August 2016	2,562.02		106 Ordinary shares
CBA Markets Limited ACN 003 485 952	Tuesday, 23 August 2016	1,076.40		45 Ordinary shares
CBA Markets Limited ACN 003 485 952	Tuesday, 23 August 2016	2,785.77		117 Ordinary shares
CBA Markets Limited ACN 003 485 952	Tuesday, 23 August 2016	142.86		6 Ordinary shares
CBA Markets Limited ACN 003 485 952	Tuesday, 23 August 2016	1,619.08		68 Ordinary shares
CBA Markets Limited ACN 003 485 952	Tuesday, 23 August 2016	7,143.00		300 Ordinary shares
CBA Markets Limited ACN 003 485 952	Tuesday, 23 August 2016	666.68		28 Ordinary shares
CBA Markets Limited ACN 003 485 952	Tuesday, 23 August 2016	2,203.40		92 Ordinary shares
CBA Markets Limited ACN 003 485 952	Tuesday, 23 August 2016	47.92		2 Ordinary shares
CBA Markets Limited ACN 003 485 952	Tuesday, 23 August 2016	13,486.55		565 Ordinary shares
CBA Markets Limited ACN 003 485 952	Tuesday, 23 August 2016	1,434.60		60 Ordinary shares
CBA Markets Limited ACN 003 485 952	Tuesday, 23 August 2016	16,292.80		680 Ordinary shares
CBA Markets Limited ACN 003 485 952	Tuesday, 23 August 2016	4,829.82		202 Ordinary shares
CBA Markets Limited ACN 003 485 952	Tuesday, 23 August 2016	2,582.28		108 Ordinary shares
CBA Markets Limited ACN 003 485 952	Tuesday, 23 August 2016	11,075.68		464 Ordinary shares
CBA Markets Limited ACN 003 485 952	Tuesday, 23 August 2016	13,350.40		560 Ordinary shares

CBA Markets Limited ACN 003 485 952	Tuesday, 23 August 2016	2,241.30		93 Ordinary shares
CBA Markets Limited ACN 003 485 952	Tuesday, 23 August 2016	2,189.14		92 Ordinary shares
CBA Markets Limited ACN 003 485 952	Tuesday, 23 August 2016	5,759.90		239 Ordinary shares
CBA Markets Limited ACN 003 485 952	Tuesday, 23 August 2016	168.70		7 Ordinary shares
CBA Markets Limited ACN 003 485 952	Tuesday, 23 August 2016	7,422.80		308 Ordinary shares
CBA Markets Limited ACN 003 485 952	Tuesday, 23 August 2016	2,193.10		91 Ordinary shares
CBA Markets Limited ACN 003 485 952	Tuesday, 23 August 2016	2,270.50		95 Ordinary shares
CBA Markets Limited ACN 003 485 952	Tuesday, 23 August 2016	11,472.00		480 Ordinary shares
CBA Markets Limited ACN 003 485 952	Tuesday, 23 August 2016	2,578.17		107 Ordinary shares
CBA Markets Limited ACN 003 485 952	Tuesday, 23 August 2016	478.90		20 Ordinary shares
CBA Markets Limited ACN 003 485 952	Tuesday, 23 August 2016	11,510.40		480 Ordinary shares
CBA Markets Limited ACN 003 485 952	Tuesday, 23 August 2016	3,007.62		126 Ordinary shares
CBA Markets Limited ACN 003 485 952	Tuesday, 23 August 2016	5,752.67		241 Ordinary shares
CBA Markets Limited ACN 003 485 952	Tuesday, 23 August 2016	14,101.00		590 Ordinary shares
CBA Markets Limited ACN 003 485 952	Tuesday, 23 August 2016	3,021.48		126 Ordinary shares
CBA Markets Limited ACN 003 485 952	Tuesday, 23 August 2016	6,330.72		264 Ordinary shares
CBA Markets Limited ACN 003 485 952	Tuesday, 23 August 2016	9,252.42		386 Ordinary shares
CBA Markets Limited ACN 003 485 952	Tuesday, 23 August 2016	21,812.70		910 Ordinary shares
CBA Markets Limited	Tuesday, 23 August	618.93		26 Ordinary shares

ACN 003 485 952	2016			
CBA Markets Limited ACN 003 485 952	Tuesday, 23 August 2016	23.81		1 Ordinary shares
CBA Markets Limited ACN 003 485 952	Tuesday, 23 August 2016	95.22		4 Ordinary shares
CBA Markets Limited ACN 003 485 952	Tuesday, 23 August 2016	3,443.04		144 Ordinary shares
CBA Markets Limited ACN 003 485 952	Tuesday, 23 August 2016	8,920.56		372 Ordinary shares
CBA Markets Limited ACN 003 485 952	Tuesday, 23 August 2016	13,788.50		575 Ordinary shares
CBA Markets Limited ACN 003 485 952	Tuesday, 23 August 2016	9,098.28		381 Ordinary shares
CBA Markets Limited ACN 003 485 952	Tuesday, 23 August 2016	790.68		33 Ordinary shares
CBA Markets Limited ACN 003 485 952	Tuesday, 23 August 2016	1,812.98		76 Ordinary shares
CBA Markets Limited ACN 003 485 952	Tuesday, 23 August 2016	477.10		20 Ordinary shares
CBA Markets Limited ACN 003 485 952	Tuesday, 23 August 2016	9,484.20		396 Ordinary shares
CBA Markets Limited ACN 003 485 952	Tuesday, 23 August 2016	3,499.62		146 Ordinary shares
CBA Markets Limited ACN 003 485 952	Tuesday, 23 August 2016	1,750.54		73 Ordinary shares
CBA Markets Limited ACN 003 485 952	Tuesday, 23 August 2016	2,893.11		121 Ordinary shares
CBA Markets Limited ACN 003 485 952	Tuesday, 23 August 2016	621.92		26 Ordinary shares
CBA Markets Limited ACN 003 485 952	Tuesday, 23 August 2016	2,679.04		112 Ordinary shares
CBA Markets Limited ACN 003 485 952	Tuesday, 23 August 2016	3,396.64		142 Ordinary shares
CBA Markets Limited ACN 003 485 952	Tuesday, 23 August 2016	71.76		3 Ordinary shares
CBA Markets Limited ACN 003 485 952	Tuesday, 23 August 2016	2,846.48		119 Ordinary shares



CBA Markets Limited ACN 003 485 952	Tuesday, 23 August 2016	5,031.60		210 Ordinary shares
CBA Markets Limited ACN 003 485 952	Tuesday, 23 August 2016	1,510.74		63 Ordinary shares
CBA Markets Limited ACN 003 485 952	Tuesday, 23 August 2016	3,306.48		138 Ordinary shares
CBA Markets Limited ACN 003 485 952	Tuesday, 23 August 2016	3,498.16		146 Ordinary shares
CBA Markets Limited ACN 003 485 952	Tuesday, 23 August 2016	908.39		38 Ordinary shares
CBA Markets Limited ACN 003 485 952	Tuesday, 23 August 2016	9,679.84		404 Ordinary shares
CBA Markets Limited ACN 003 485 952	Tuesday, 23 August 2016	23.98		1 Ordinary shares
CBA Markets Limited ACN 003 485 952	Tuesday, 23 August 2016	30,873.36		1,288 Ordinary shares
CBA Markets Limited ACN 003 485 952	Tuesday, 23 August 2016	49,977.45		2,085 Ordinary shares
CBA Markets Limited ACN 003 485 952	Tuesday, 23 August 2016	1,839.53		77 Ordinary shares
CBA Markets Limited ACN 003 485 952	Tuesday, 23 August 2016	1,767.86		74 Ordinary shares
CBA Markets Limited ACN 003 485 952	Tuesday, 23 August 2016	1,027.27		43 Ordinary shares
CBA Markets Limited ACN 003 485 952	Tuesday, 23 August 2016	8,314.50		345 Ordinary shares
CBA Markets Limited ACN 003 485 952	Tuesday, 23 August 2016	47.74		2 Ordinary shares
CBA Markets Limited ACN 003 485 952	Tuesday, 23 August 2016	7,664.00		320 Ordinary shares
CBA Markets Limited ACN 003 485 952	Tuesday, 23 August 2016	4,794.00		200 Ordinary shares
CBA Markets Limited ACN 003 485 952	Tuesday, 23 August 2016	8,149.80		340 Ordinary shares
CBA Markets Limited ACN 003 485 952	Tuesday, 23 August 2016	6,227.00		260 Ordinary shares
CBA Markets Limited	Tuesday, 23 August	2,059.70		86 Ordinary shares

ACN 003 485 952	2016			
CBA Markets Limited ACN 003 485 952	Tuesday, 23 August 2016	2,466.85		103 Ordinary shares
CBA Markets Limited ACN 003 485 952	Tuesday, 23 August 2016	2,877.60		120 Ordinary shares
CBA Markets Limited ACN 003 485 952	Tuesday, 23 August 2016	2,375.01		99 Ordinary shares
CBA Markets Limited ACN 003 485 952	Tuesday, 23 August 2016	527.78		22 Ordinary shares
CBA Markets Limited ACN 003 485 952	Tuesday, 23 August 2016	4,582.09		191 Ordinary shares
CBA Markets Limited ACN 003 485 952	Tuesday, 23 August 2016	2,231.07		93 Ordinary shares
CBA Markets Limited ACN 003 485 952	Tuesday, 23 August 2016	9,097.20		380 Ordinary shares
CBA Markets Limited ACN 003 485 952	Tuesday, 23 August 2016	2,466.85		103 Ordinary shares
CBA Markets Limited ACN 003 485 952	Tuesday, 23 August 2016	455.05		19 Ordinary shares
CBA Markets Limited ACN 003 485 952	Tuesday, 23 August 2016	71.85		3 Ordinary shares
CBA Markets Limited ACN 003 485 952	Tuesday, 23 August 2016	622.70		26 Ordinary shares
CBA Markets Limited ACN 003 485 952	Tuesday, 23 August 2016	16,494.80		685 Ordinary shares
CBA Markets Limited ACN 003 485 952	Tuesday, 23 August 2016	1,673.70		70 Ordinary shares
CBA Markets Limited ACN 003 485 952	Tuesday, 23 August 2016	119.60		5 Ordinary shares
CBA Markets Limited ACN 003 485 952	Tuesday, 23 August 2016	3,540.16		148 Ordinary shares
CBA Markets Limited ACN 003 485 952	Tuesday, 23 August 2016	7,223.84		302 Ordinary shares
CBA Markets Limited ACN 003 485 952	Tuesday, 23 August 2016	4,646.30		194 Ordinary shares
CBA Markets Limited ACN 003 485 952	Tuesday, 23 August 2016	763.52		32 Ordinary shares

CBA Markets Limited ACN 003 485 952	Tuesday, 23 August 2016	2,051.96		86 Ordinary shares
CBA Markets Limited ACN 003 485 952	Tuesday, 23 August 2016	9,404.78		394 Ordinary shares
CBA Markets Limited ACN 003 485 952	Tuesday, 23 August 2016	3,222.45		135 Ordinary shares
CBA Markets Limited ACN 003 485 952	Tuesday, 23 August 2016	1,722.24		72 Ordinary shares
CBA Markets Limited ACN 003 485 952	Tuesday, 23 August 2016	8,295.56		344 Ordinary shares
CBA Markets Limited ACN 003 485 952	Tuesday, 23 August 2016	10,955.36		458 Ordinary shares
CBA Markets Limited ACN 003 485 952	Tuesday, 23 August 2016	1,843.77		77 Ordinary shares
CBA Markets Limited ACN 003 485 952	Tuesday, 23 August 2016	10,723.53		447 Ordinary shares
CBA Markets Limited ACN 003 485 952	Tuesday, 23 August 2016	9,308.12		388 Ordinary shares
CBA Markets Limited ACN 003 485 952	Tuesday, 23 August 2016	2,876.40		120 Ordinary shares
CBA Markets Limited ACN 003 485 952	Tuesday, 23 August 2016	2,417.94		101 Ordinary shares
CBA Markets Limited ACN 003 485 952	Tuesday, 23 August 2016	1,580.70		66 Ordinary shares
CBA Markets Limited ACN 003 485 952	Tuesday, 23 August 2016	7,473.96		312 Ordinary shares
CBA Markets Limited ACN 003 485 952	Tuesday, 23 August 2016	5,558.22		233 Ordinary shares
CBA Markets Limited ACN 003 485 952	Tuesday, 23 August 2016	2,687.70		113 Ordinary shares
CBA Markets Limited ACN 003 485 952	Tuesday, 23 August 2016	12,143.10		510 Ordinary shares
CBA Markets Limited ACN 003 485 952	Tuesday, 23 August 2016	7,378.00		310 Ordinary shares
CBA Markets Limited ACN 003 485 952	Tuesday, 23 August 2016	5,328.31		221 Ordinary shares
CBA Markets Limited	Tuesday, 23 August	2,637.80		110 Ordinary shares

ACN 003 485 952	2016			
CBA Markets Limited ACN 003 485 952	Tuesday, 23 August 2016	6,541.08		273 Ordinary shares
CBA Markets Limited ACN 003 485 952	Tuesday, 23 August 2016	479.20		20 Ordinary shares
CBA Markets Limited ACN 003 485 952	Tuesday, 23 August 2016	699.19		29 Ordinary shares
CBA Markets Limited ACN 003 485 952	Tuesday, 23 August 2016	4,822.00		200 Ordinary shares
CBA Markets Limited ACN 003 485 952	Tuesday, 23 August 2016	238.60		10 Ordinary shares
CBA Markets Limited ACN 003 485 952	Tuesday, 23 August 2016	1,336.16		56 Ordinary shares
CBA Markets Limited ACN 003 485 952	Tuesday, 23 August 2016	190.88		8 Ordinary shares
CBA Markets Limited ACN 003 485 952	Tuesday, 23 August 2016	6,346.76		266 Ordinary shares
CBA Markets Limited ACN 003 485 952	Tuesday, 23 August 2016	192.88		8 Ordinary shares
CBA Markets Limited ACN 003 485 952	Tuesday, 23 August 2016	12,585.42		522 Ordinary shares
CBA Markets Limited ACN 003 485 952	Wednesday, 24 August 2016	23,078.40		960 Ordinary shares
CBA Markets Limited ACN 003 485 952	Wednesday, 24 August 2016	14,501.85		605 Ordinary shares
CBA Markets Limited ACN 003 485 952	Wednesday, 24 August 2016	1,318.35		55 Ordinary shares
CBA Markets Limited ACN 003 485 952	Wednesday, 24 August 2016	1,701.87		71 Ordinary shares
CBA Markets Limited ACN 003 485 952	Wednesday, 24 August 2016	10,882.38		454 Ordinary shares
CBA Markets Limited ACN 003 485 952	Wednesday, 24 August 2016	71.61		3 Ordinary shares
CBA Markets Limited ACN 003 485 952	Wednesday, 24 August 2016	525.14		22 Ordinary shares
CBA Markets Limited ACN 003 485 952	Wednesday, 24 August 2016	95.48		4 Ordinary shares

CBA Markets Limited ACN 003 485 952	Wednesday, 24 August 2016	3,580.50		150 Ordinary shares
CBA Markets Limited ACN 003 485 952	Wednesday, 24 August 2016	143.22		6 Ordinary shares
CBA Markets Limited ACN 003 485 952	Wednesday, 24 August 2016	2,625.70		110 Ordinary shares
CBA Markets Limited ACN 003 485 952	Wednesday, 24 August 2016	8,006.50		335 Ordinary shares
CBA Markets Limited ACN 003 485 952	Wednesday, 24 August 2016	7,280.35		305 Ordinary shares
CBA Markets Limited ACN 003 485 952	Wednesday, 24 August 2016	47.74		2 Ordinary shares
CBA Markets Limited ACN 003 485 952	Wednesday, 24 August 2016	23.87		1 Ordinary shares
CBA Markets Limited ACN 003 485 952	Wednesday, 24 August 2016	167.09		7 Ordinary shares
CBA Markets Limited ACN 003 485 952	Wednesday, 24 August 2016	7,158.00		300 Ordinary shares
CBA Markets Limited ACN 003 485 952	Wednesday, 24 August 2016	333.90		14 Ordinary shares
CBA Markets Limited ACN 003 485 952	Wednesday, 24 August 2016	6,940.35		291 Ordinary shares
CBA Markets Limited ACN 003 485 952	Wednesday, 24 August 2016	7,399.70		310 Ordinary shares
CBA Markets Limited ACN 003 485 952	Wednesday, 24 August 2016	2,847.60		120 Ordinary shares
CBA Markets Limited ACN 003 485 952	Wednesday, 24 August 2016	4,746.00		200 Ordinary shares
CBA Markets Limited ACN 003 485 952	Wednesday, 24 August 2016	284.76		12 Ordinary shares
CBA Markets Limited ACN 003 485 952	Wednesday, 24 August 2016	23.73		1 Ordinary shares
CBA Markets Limited ACN 003 485 952	Wednesday, 24 August 2016	47.46		2 Ordinary shares
CBA Markets Limited ACN 003 485 952	Wednesday, 24 August 2016	5,996.39		251 Ordinary shares
CBA Markets Limited	Wednesday, 24 August	2,602.92		109 Ordinary shares

ACN 003 485 952	2016			
CBA Markets Limited ACN 003 485 952	Wednesday, 24 August 2016	6,044.17		253 Ordinary shares
CBA Markets Limited ACN 003 485 952	Wednesday, 24 August 2016	286.68		12 Ordinary shares
CBA Markets Limited ACN 003 485 952	Wednesday, 24 August 2016	2,030.65		85 Ordinary shares
CBA Markets Limited ACN 003 485 952	Wednesday, 24 August 2016	8,730.80		365 Ordinary shares
CBA Markets Limited ACN 003 485 952	Wednesday, 24 August 2016	8,850.40		370 Ordinary shares
CBA Markets Limited ACN 003 485 952	Wednesday, 24 August 2016	9,324.90		390 Ordinary shares
CBA Markets Limited ACN 003 485 952	Wednesday, 24 August 2016	10,782.00		450 Ordinary shares
CBA Markets Limited ACN 003 485 952	Wednesday, 24 August 2016	743.38		31 Ordinary shares
CBA Markets Limited ACN 003 485 952	Wednesday, 24 August 2016	119.90		5 Ordinary shares
CBA Markets Limited ACN 003 485 952	Wednesday, 24 August 2016	11,654.28		486 Ordinary shares
CBA Markets Limited ACN 003 485 952	Wednesday, 24 August 2016	8,186.85		345 Ordinary shares
CBA Markets Limited ACN 003 485 952	Wednesday, 24 August 2016	10,516.00		440 Ordinary shares
CBA Markets Limited ACN 003 485 952	Wednesday, 24 August 2016	12,209.40		510 Ordinary shares
CBA Markets Limited ACN 003 485 952	Wednesday, 24 August 2016	2,338.28		98 Ordinary shares
CBA Markets Limited ACN 003 485 952	Wednesday, 24 August 2016	3,580.50		150 Ordinary shares
CBA Markets Limited ACN 003 485 952	Wednesday, 24 August 2016	95.48		4 Ordinary shares
CBA Markets Limited ACN 003 485 952	Wednesday, 24 August 2016	2,458.61		103 Ordinary shares
CBA Markets Limited ACN 003 485 952	Wednesday, 24 August 2016	8,006.50		335 Ordinary shares

CBA Markets Limited ACN 003 485 952	Wednesday, 24 August 2016	1,264.85		53 Ordinary shares
CBA Markets Limited ACN 003 485 952	Wednesday, 24 August 2016	167.09		7 Ordinary shares
CBA Markets Limited ACN 003 485 952	Wednesday, 24 August 2016	2,626.25		110 Ordinary shares
CBA Markets Limited ACN 003 485 952	Wednesday, 24 August 2016	3,653.64		153 Ordinary shares
CBA Markets Limited ACN 003 485 952	Wednesday, 24 August 2016	167.16		7 Ordinary shares
CBA Markets Limited ACN 003 485 952	Wednesday, 24 August 2016	716.40		30 Ordinary shares
CBA Markets Limited ACN 003 485 952	Wednesday, 24 August 2016	2,221.31		93 Ordinary shares
CBA Markets Limited ACN 003 485 952	Wednesday, 24 August 2016	1,194.25		50 Ordinary shares
CBA Markets Limited ACN 003 485 952	Wednesday, 24 August 2016	2,819.02		118 Ordinary shares
CBA Markets Limited ACN 003 485 952	Wednesday, 24 August 2016	1,528.96		64 Ordinary shares
CBA Markets Limited ACN 003 485 952	Wednesday, 24 August 2016	836.15		35 Ordinary shares
CBA Markets Limited ACN 003 485 952	Wednesday, 24 August 2016	8,593.20		360 Ordinary shares
CBA Markets Limited ACN 003 485 952	Thursday, 25 August 2016	25,807.50		1,110 Ordinary shares
CBA Markets Limited ACN 003 485 952	Thursday, 25 August 2016	20,236.20		870 Ordinary shares
CBA Markets Limited ACN 003 485 952	Thursday, 25 August 2016	17,407.32		742 Ordinary shares
CBA Markets Limited ACN 003 485 952	Thursday, 25 August 2016	1,829.88		78 Ordinary shares
CBA Markets Limited ACN 003 485 952	Thursday, 25 August 2016	69,809.94		2,991 Ordinary shares
CBA Markets Limited ACN 003 485 952	Friday, 26 August 2016	7,935.60		340 Ordinary shares
CBA Markets Limited	Friday, 26 August 2016	9,966.18		427 Ordinary shares

ACN 003 485 952				
CBA Markets Limited ACN 003 485 952	Monday, 29 August 2016	18,632.68		799 Ordinary shares
CBA Markets Limited ACN 003 485 952	Monday, 29 August 2016	4,104.32		176 Ordinary shares
CBA Markets Limited ACN 003 485 952	Monday, 29 August 2016	19,952.00		860 Ordinary shares
CBA Markets Limited ACN 003 485 952	Monday, 29 August 2016	6,106.29		267 Ordinary shares
CBA Markets Limited ACN 003 485 952	Monday, 29 August 2016	4,756.96		208 Ordinary shares
CBA Markets Limited ACN 003 485 952	Monday, 29 August 2016	382.16		17 Ordinary shares
CBA Markets Limited ACN 003 485 952	Monday, 29 August 2016	3,821.60		170 Ordinary shares
CBA Markets Limited ACN 003 485 952	Monday, 29 August 2016	8,587.36		382 Ordinary shares
CBA Markets Limited ACN 003 485 952	Monday, 29 August 2016	21,844.40		970 Ordinary shares
CBA Markets Limited ACN 003 485 952	Monday, 29 August 2016	6,939.24		308 Ordinary shares
CBA Markets Limited ACN 003 485 952	Monday, 29 August 2016	1,326.03		59 Ordinary shares
CBA Markets Limited ACN 003 485 952	Monday, 29 August 2016	809.28		36 Ordinary shares
CBA Markets Limited ACN 003 485 952	Monday, 29 August 2016	4,316.16		192 Ordinary shares
CBA Markets Limited ACN 003 485 952	Monday, 29 August 2016	3,349.52		149 Ordinary shares
CBA Markets Limited ACN 003 485 952	Tuesday, 30 August 2016	20,802.60		910 Ordinary shares
CBA Markets Limited ACN 003 485 952	Tuesday, 30 August 2016	17,295.00		750 Ordinary shares
CBA Markets Limited ACN 003 485 952	Tuesday, 30 August 2016	6,712.63		293 Ordinary shares
CBA Markets Limited ACN 003 485 952	Tuesday, 30 August 2016	5,315.12		232 Ordinary shares



CBA Markets Limited ACN 003 485 952	Tuesday, 30 August 2016	3,433.50		150 Ordinary shares
CBA Markets Limited ACN 003 485 952	Tuesday, 30 August 2016	6,180.30		270 Ordinary shares
CBA Markets Limited ACN 003 485 952	Tuesday, 30 August 2016	9,464.08		415 Ordinary shares
CBA Markets Limited ACN 003 485 952	Tuesday, 30 August 2016	7,962.50		350 Ordinary shares
CBA Markets Limited ACN 003 485 952	Tuesday, 30 August 2016	4,157.57		181 Ordinary shares
CBA Markets Limited ACN 003 485 952	Tuesday, 30 August 2016	9,017.85		395 Ordinary shares
CBA Markets Limited ACN 003 485 952	Tuesday, 30 August 2016	6,132.99		267 Ordinary shares
CBA Markets Limited ACN 003 485 952	Tuesday, 30 August 2016	9,624.43		419 Ordinary shares
CBA Markets Limited ACN 003 485 952	Tuesday, 30 August 2016	39,049.00		1,700 Ordinary shares
CBA Markets Limited ACN 003 485 952	Wednesday, 31 August 2016	18,006.30		810 Ordinary shares
CBA Markets Limited ACN 003 485 952	Wednesday, 31 August 2016	12,259.50		550 Ordinary shares
CBA Markets Limited ACN 003 485 952	Wednesday, 31 August 2016	56,029.75		2,525 Ordinary shares
CBA Markets Limited ACN 003 485 952	Wednesday, 31 August 2016	49,794.36		2,244 Ordinary shares
CBA Markets Limited ACN 003 485 952	Thursday, 1 September 2016	6,572.07		303 Ordinary shares
CBA Markets Limited ACN 003 485 952	Thursday, 1 September 2016	8,133.75		375 Ordinary shares
CBA Markets Limited ACN 003 485 952	Thursday, 1 September 2016	14,926.15		685 Ordinary shares
CBA Markets Limited ACN 003 485 952	Friday, 2 September 2016	30,117.60		1,335 Ordinary shares
CBA Markets Limited ACN 003 485 952	Friday, 2 September 2016	6,417.32		287 Ordinary shares
CBA Markets Limited	Friday, 2 September	5,031.00		225 Ordinary shares

ACN 003 485 952	2016			
CBA Markets Limited ACN 003 485 952	Friday, 2 September 2016	33,584.72		1,502 Ordinary shares
CBA Markets Limited ACN 003 485 952	Monday, 5 September 2016	1,336.90		58 Ordinary shares
CBA Markets Limited ACN 003 485 952	Monday, 5 September 2016	138.30		6 Ordinary shares
CBA Markets Limited ACN 003 485 952	Monday, 5 September 2016	1,152.50		50 Ordinary shares
CBA Markets Limited ACN 003 485 952	Monday, 5 September 2016	7,481.50		325 Ordinary shares
CBA Markets Limited ACN 003 485 952	Tuesday, 6 September 2016	36,069.60		1,596 Ordinary shares
CBA Markets Limited ACN 003 485 952	Tuesday, 6 September 2016	12,376.95		545 Ordinary shares
CBA Markets Limited ACN 003 485 952	Wednesday, 7 September 2016	21,598.75		925 Ordinary shares
CBA Markets Limited ACN 003 485 952	Wednesday, 7 September 2016	20,305.80		870 Ordinary shares
CBA Markets Limited ACN 003 485 952	Wednesday, 7 September 2016	3,736.00		160 Ordinary shares
CBA Markets Limited ACN 003 485 952	Wednesday, 7 September 2016	537.05		23 Ordinary shares
CBA Markets Limited ACN 003 485 952	Wednesday, 7 September 2016	23.35		1 Ordinary shares
CBA Markets Limited ACN 003 485 952	Wednesday, 7 September 2016	700.50		30 Ordinary shares
CBA Markets Limited ACN 003 485 952	Wednesday, 7 September 2016	3,409.10		146 Ordinary shares
CBA Markets Limited ACN 003 485 952	Wednesday, 7 September 2016	3,339.05		143 Ordinary shares
CBA Markets Limited ACN 003 485 952	Wednesday, 7 September 2016	1,891.35		81 Ordinary shares
CBA Markets Limited ACN 003 485 952	Wednesday, 7 September 2016	140.04		6 Ordinary shares
CBA Markets Limited ACN 003 485 952	Wednesday, 7 September 2016	22,327.90		955 Ordinary shares

CBA Markets Limited ACN 003 485 952	Wednesday, 7 September 2016	22,366.10		955 Ordinary shares
CBA Markets Limited ACN 003 485 952	Wednesday, 7 September 2016	562.32		24 Ordinary shares
CBA Markets Limited ACN 003 485 952	Wednesday, 7 September 2016	10,285.77		439 Ordinary shares
CBA Markets Limited ACN 003 485 952	Wednesday, 7 September 2016	328.02		14 Ordinary shares
CBA Markets Limited ACN 003 485 952	Wednesday, 7 September 2016	164.01		7 Ordinary shares
CBA Markets Limited ACN 003 485 952	Wednesday, 7 September 2016	468.60		20 Ordinary shares
CBA Markets Limited ACN 003 485 952	Wednesday, 7 September 2016	21,701.44		929 Ordinary shares
CBA Markets Limited ACN 003 485 952	Wednesday, 7 September 2016	3,013.44		129 Ordinary shares
CBA Markets Limited ACN 003 485 952	Wednesday, 7 September 2016	3,200.32		137 Ordinary shares
CBA Markets Limited ACN 003 485 952	Wednesday, 7 September 2016	90,808.08		3,894 Ordinary shares
CBA Markets Limited ACN 003 485 952	Wednesday, 7 September 2016	49,904.80		2,140 Ordinary shares
CBA Markets Limited ACN 003 485 952	Wednesday, 7 September 2016	3,501.00		150 Ordinary shares
CBA Markets Limited ACN 003 485 952	Wednesday, 7 September 2016	863.58		37 Ordinary shares
CBA Markets Limited ACN 003 485 952	Wednesday, 7 September 2016	9,993.80		428 Ordinary shares
CBA Markets Limited ACN 003 485 952	Thursday, 8 September 2016	14,917.76		652 Ordinary shares
CBA Markets Limited ACN 003 485 952	Thursday, 8 September 2016	6,721.84		292 Ordinary shares
CBA Markets Limited ACN 003 485 952	Thursday, 8 September 2016	1,703.48		74 Ordinary shares
CBA Markets Limited ACN 003 485 952	Thursday, 8 September 2016	18,807.34		817 Ordinary shares
CBA Markets Limited	Thursday, 8 September	23,020.00		1,000 Ordinary shares

ACN 003 485 952	2016			
CBA Markets Limited ACN 003 485 952	Thursday, 8 September 2016	11,233.76		488 Ordinary shares
CBA Markets Limited ACN 003 485 952	Thursday, 8 September 2016	40,169.90		1,745 Ordinary shares
CBA Markets Limited ACN 003 485 952	Thursday, 8 September 2016	960.12		42 Ordinary shares
CBA Markets Limited ACN 003 485 952	Thursday, 8 September 2016	6,360.64		278 Ordinary shares
CBA Markets Limited ACN 003 485 952	Thursday, 8 September 2016	11,500.00		500 Ordinary shares
CBA Markets Limited ACN 003 485 952	Thursday, 8 September 2016	9,799.65		427 Ordinary shares
CBA Markets Limited ACN 003 485 952	Thursday, 8 September 2016	1,560.60		68 Ordinary shares
CBA Markets Limited ACN 003 485 952	Thursday, 8 September 2016	13,443.68		584 Ordinary shares
CBA Markets Limited ACN 003 485 952	Friday, 9 September 2016	1,549.80		70 Ordinary shares
CBA Markets Limited ACN 003 485 952	Friday, 9 September 2016	8,435.34		381 Ordinary shares
CBA Markets Limited ACN 003 485 952	Friday, 9 September 2016	9,165.30		411 Ordinary shares
CBA Markets Limited ACN 003 485 952	Friday, 9 September 2016	803.16		36 Ordinary shares
CBA Markets Limited ACN 003 485 952	Friday, 9 September 2016	3,257.26		146 Ordinary shares
CBA Markets Limited ACN 003 485 952	Friday, 9 September 2016	13,676.03		613 Ordinary shares
CBA Markets Limited ACN 003 485 952	Monday, 12 September 2016	14,361.60		680 Ordinary shares
CBA Markets Limited ACN 003 485 952	Monday, 12 September 2016	9,982.44		474 Ordinary shares
CBA Markets Limited ACN 003 485 952	Monday, 12 September 2016	3,231,975.06		145,979 Ordinary shares
CBA Markets Limited ACN 003 485 952	Tuesday, 13 September 2016	5,662.39		263 Ordinary shares

CBA Markets Limited ACN 003 485 952	Tuesday, 13 September 2016	3,358.68		156 Ordinary shares
CBA Markets Limited ACN 003 485 952	Tuesday, 13 September 2016	15,695.00		730 Ordinary shares
CBA Markets Limited ACN 003 485 952	Tuesday, 13 September 2016	8,655.06		402 Ordinary shares
CBA Markets Limited ACN 003 485 952	Tuesday, 13 September 2016	13,991.68		643 Ordinary shares
CBA Markets Limited ACN 003 485 952	Tuesday, 13 September 2016	6,695.67		307 Ordinary shares
CBA Markets Limited ACN 003 485 952	Tuesday, 13 September 2016	22,638.78		1,038 Ordinary shares
CBA Markets Limited ACN 003 485 952	Tuesday, 13 September 2016	14,405.12		662 Ordinary shares
CBA Markets Limited ACN 003 485 952	Wednesday, 14 September 2016	13,316.24		632 Ordinary shares
CBA Markets Limited ACN 003 485 952	Wednesday, 14 September 2016	14,357.25		675 Ordinary shares
CBA Markets Limited ACN 003 485 952	Wednesday, 14 September 2016	848.00		40 Ordinary shares
CBA Markets Limited ACN 003 485 952	Wednesday, 14 September 2016	4,788.94		226 Ordinary shares
CBA Markets Limited ACN 003 485 952	Wednesday, 14 September 2016	952.65		45 Ordinary shares
CBA Markets Limited ACN 003 485 952	Wednesday, 14 September 2016	6,541.53		309 Ordinary shares
CBA Markets Limited ACN 003 485 952	Wednesday, 14 September 2016	2,380.91		113 Ordinary shares
CBA Markets Limited ACN 003 485 952	Thursday, 15 September 2016	732,528.64		34,816 Ordinary shares
CBA Markets Limited ACN 003 485 952	Thursday, 15 September 2016	305,606.00		14,525 Ordinary shares
CBA Markets Limited ACN 003 485 952	Thursday, 15 September 2016	338.88		16 Ordinary shares
CBA Markets Limited ACN 003 485 952	Thursday, 15 September 2016	16,904.37		797 Ordinary shares
CBA Markets Limited	Thursday, 15 September	1,569.54		74 Ordinary shares

ACN 003 485 952	2016			
CBA Markets Limited ACN 003 485 952	Thursday, 15 September 2016	14,825.79		699 Ordinary shares
CBA Markets Limited ACN 003 485 952	Thursday, 15 September 2016	44,434.95		2,095 Ordinary shares
CBA Markets Limited ACN 003 485 952	Thursday, 15 September 2016	11,029.20		520 Ordinary shares
CBA Markets Limited ACN 003 485 952	Thursday, 15 September 2016	4,607,149.84		218,971 Ordinary shares
CBA Markets Limited ACN 003 485 952	Friday, 16 September 2016	9,968.64		472 Ordinary shares
CBA Markets Limited ACN 003 485 952	Tuesday, 20 September 2016	7,671.55		355 Ordinary shares
CBA Markets Limited ACN 003 485 952	Tuesday, 20 September 2016	9,985.01		469 Ordinary shares
CBA Markets Limited ACN 003 485 952	Wednesday, 21 September 2016	2,287.66		107 Ordinary shares
CBA Markets Limited ACN 003 485 952	Wednesday, 21 September 2016	21.38		1 Ordinary shares
CBA Markets Limited ACN 003 485 952	Wednesday, 21 September 2016	2,180.76		102 Ordinary shares
CBA Markets Limited ACN 003 485 952	Wednesday, 21 September 2016	21.38		1 Ordinary shares
CBA Markets Limited ACN 003 485 952	Wednesday, 21 September 2016	2,843.54		133 Ordinary shares
CBA Markets Limited ACN 003 485 952	Wednesday, 21 September 2016	3,506.32		164 Ordinary shares
CBA Markets Limited ACN 003 485 952	Wednesday, 21 September 2016	1,646.26		77 Ordinary shares
CBA Markets Limited ACN 003 485 952	Wednesday, 21 September 2016	3,489.83		163 Ordinary shares
CBA Markets Limited ACN 003 485 952	Wednesday, 21 September 2016	6,423.00		300 Ordinary shares
CBA Markets Limited ACN 003 485 952	Wednesday, 21 September 2016	1,884.08		88 Ordinary shares
CBA Markets Limited ACN 003 485 952	Wednesday, 21 September 2016	706.53		33 Ordinary shares

CBA Markets Limited ACN 003 485 952	Wednesday, 21 September 2016	834.99		39 Ordinary shares
CBA Markets Limited ACN 003 485 952	Wednesday, 21 September 2016	363.97		17 Ordinary shares
CBA Markets Limited ACN 003 485 952	Wednesday, 21 September 2016	1,195.60		56 Ordinary shares
CBA Markets Limited ACN 003 485 952	Wednesday, 21 September 2016	533.75		25 Ordinary shares
CBA Markets Limited ACN 003 485 952	Wednesday, 21 September 2016	21.37		1 Ordinary shares
CBA Markets Limited ACN 003 485 952	Wednesday, 21 September 2016	21.37		1 Ordinary shares
CBA Markets Limited ACN 003 485 952	Wednesday, 21 September 2016	5,876.75		275 Ordinary shares
CBA Markets Limited ACN 003 485 952	Wednesday, 21 September 2016	64.11		3 Ordinary shares
CBA Markets Limited ACN 003 485 952	Wednesday, 21 September 2016	876.58		41 Ordinary shares
CBA Markets Limited ACN 003 485 952	Wednesday, 21 September 2016	77,160.42		3,609 Ordinary shares
CBA Markets Limited ACN 003 485 952	Wednesday, 21 September 2016	9,963.08		466 Ordinary shares
CBA Markets Limited ACN 003 485 952	Wednesday, 21 September 2016	320.55		15 Ordinary shares
CBA Markets Limited ACN 003 485 952	Wednesday, 21 September 2016	16,134.35		755 Ordinary shares
CBA Markets Limited ACN 003 485 952	Wednesday, 21 September 2016	3,419.20		160 Ordinary shares
CBA Markets Limited ACN 003 485 952	Wednesday, 21 September 2016	5,368.89		251 Ordinary shares
CBA Markets Limited ACN 003 485 952	Wednesday, 21 September 2016	10,031.91		469 Ordinary shares
CBA Markets Limited ACN 003 485 952	Wednesday, 21 September 2016	1,176.45		55 Ordinary shares
CBA Markets Limited ACN 003 485 952	Wednesday, 21 September 2016	3,208.50		150 Ordinary shares
CBA Markets Limited	Wednesday, 21	12,182.29		569 Ordinary shares

ACN 003 485 952	September 2016			
CBA Markets Limited ACN 003 485 952	Wednesday, 21 September 2016	5,909.16		276 Ordinary shares
CBA Markets Limited ACN 003 485 952	Wednesday, 21 September 2016	17,835.60		835 Ordinary shares
CBA Markets Limited ACN 003 485 952	Wednesday, 21 September 2016	18,343.80		860 Ordinary shares
CBA Markets Limited ACN 003 485 952	Wednesday, 21 September 2016	29,131.20		1,360 Ordinary shares
CBA Markets Limited ACN 003 485 952	Wednesday, 21 September 2016	20,324.32		944 Ordinary shares
CBA Markets Limited ACN 003 485 952	Wednesday, 21 September 2016	10,291.34		478 Ordinary shares
CBA Markets Limited ACN 003 485 952	Wednesday, 21 September 2016	64.59		3 Ordinary shares
CBA Markets Limited ACN 003 485 952	Wednesday, 21 September 2016	32,500.44		1,512 Ordinary shares
CBA Markets Limited ACN 003 485 952	Wednesday, 21 September 2016	1,763.41		82 Ordinary shares
CBA Markets Limited ACN 003 485 952	Wednesday, 21 September 2016	11,395.00		530 Ordinary shares
CBA Markets Limited ACN 003 485 952	Wednesday, 21 September 2016	4,730.00		220 Ordinary shares
CBA Markets Limited ACN 003 485 952	Wednesday, 21 September 2016	14,727.50		685 Ordinary shares
CBA Markets Limited ACN 003 485 952	Wednesday, 21 September 2016	4,761.90		222 Ordinary shares
CBA Markets Limited ACN 003 485 952	Wednesday, 21 September 2016	42.90		2 Ordinary shares
CBA Markets Limited ACN 003 485 952	Wednesday, 21 September 2016	8,815.95		411 Ordinary shares
CBA Markets Limited ACN 003 485 952	Wednesday, 21 September 2016	2,166.95		101 Ordinary shares
CBA Markets Limited ACN 003 485 952	Wednesday, 21 September 2016	12,750.85		595 Ordinary shares
CBA Markets Limited ACN 003 485 952	Wednesday, 21 September 2016	18,663.75		875 Ordinary shares



CBA Markets Limited ACN 003 485 952	Wednesday, 21 September 2016	1,344.42		63 Ordinary shares
CBA Markets Limited ACN 003 485 952	Wednesday, 21 September 2016	12,953.38		607 Ordinary shares
CBA Markets Limited ACN 003 485 952	Wednesday, 21 September 2016	13,550.90		635 Ordinary shares
CBA Markets Limited ACN 003 485 952	Wednesday, 21 September 2016	537.00		25 Ordinary shares
CBA Markets Limited ACN 003 485 952	Wednesday, 21 September 2016	11,008.00		512 Ordinary shares
CBA Markets Limited ACN 003 485 952	Wednesday, 21 September 2016	1,505.00		70 Ordinary shares
CBA Markets Limited ACN 003 485 952	Wednesday, 21 September 2016	2,193.00		102 Ordinary shares
CBA Markets Limited ACN 003 485 952	Wednesday, 21 September 2016	1,311.50		61 Ordinary shares
CBA Markets Limited ACN 003 485 952	Thursday, 22 September 2016	16,472.16		738 Ordinary shares
CBA Markets Limited ACN 003 485 952	Thursday, 22 September 2016	11,722.05		513 Ordinary shares
CBA Markets Limited ACN 003 485 952	Thursday, 22 September 2016	1,965.10		86 Ordinary shares
CBA Markets Limited ACN 003 485 952	Thursday, 22 September 2016	1,942.25		85 Ordinary shares
CBA Markets Limited ACN 003 485 952	Thursday, 22 September 2016	33,448.60		1,460 Ordinary shares
CBA Markets Limited ACN 003 485 952	Thursday, 22 September 2016	13,356.08		584 Ordinary shares
CBA Markets Limited ACN 003 485 952	Thursday, 22 September 2016	3,430.50		150 Ordinary shares
CBA Markets Limited ACN 003 485 952	Thursday, 22 September 2016	3,430.50		150 Ordinary shares
CBA Markets Limited ACN 003 485 952	Thursday, 22 September 2016	3,430.50		150 Ordinary shares
CBA Markets Limited ACN 003 485 952	Thursday, 22 September 2016	6,655.17		291 Ordinary shares
CBA Markets Limited	Thursday, 22 September	24,732.00		1,080 Ordinary shares

ACN 003 485 952	2016			
CBA Markets Limited ACN 003 485 952	Thursday, 22 September 2016	1,318.63		58 Ordinary shares
CBA Markets Limited ACN 003 485 952	Thursday, 22 September 2016	3,388.26		149 Ordinary shares
CBA Markets Limited ACN 003 485 952	Thursday, 22 September 2016	68.22		3 Ordinary shares
CBA Markets Limited ACN 003 485 952	Thursday, 22 September 2016	90.96		4 Ordinary shares
CBA Markets Limited ACN 003 485 952	Thursday, 22 September 2016	2,433.18		107 Ordinary shares
CBA Markets Limited ACN 003 485 952	Thursday, 22 September 2016	2,706.06		119 Ordinary shares
CBA Markets Limited ACN 003 485 952	Thursday, 22 September 2016	3,411.00		150 Ordinary shares
CBA Markets Limited ACN 003 485 952	Thursday, 22 September 2016	454.80		20 Ordinary shares
CBA Markets Limited ACN 003 485 952	Thursday, 22 September 2016	5,783.58		254 Ordinary shares
CBA Markets Limited ACN 003 485 952	Thursday, 22 September 2016	5,305.41		233 Ordinary shares
CBA Markets Limited ACN 003 485 952	Thursday, 22 September 2016	1,207.34		53 Ordinary shares
CBA Markets Limited ACN 003 485 952	Thursday, 22 September 2016	4,328.20		190 Ordinary shares
CBA Markets Limited ACN 003 485 952	Thursday, 22 September 2016	2,464.56		108 Ordinary shares
CBA Markets Limited ACN 003 485 952	Thursday, 22 September 2016	10,497.20		460 Ordinary shares
CBA Markets Limited ACN 003 485 952	Thursday, 22 September 2016	981.26		43 Ordinary shares
CBA Markets Limited ACN 003 485 952	Thursday, 22 September 2016	3,423.00		150 Ordinary shares
CBA Markets Limited ACN 003 485 952	Thursday, 22 September 2016	3,423.00		150 Ordinary shares
CBA Markets Limited ACN 003 485 952	Thursday, 22 September 2016	4,426.11		194 Ordinary shares

CBA Markets Limited ACN 003 485 952	Thursday, 22 September 2016	2,158.40		95 Ordinary shares
CBA Markets Limited ACN 003 485 952	Thursday, 22 September 2016	3,635.20		160 Ordinary shares
CBA Markets Limited ACN 003 485 952	Thursday, 22 September 2016	4,316.80		190 Ordinary shares
CBA Markets Limited ACN 003 485 952	Thursday, 22 September 2016	3,408.00		150 Ordinary shares
CBA Markets Limited ACN 003 485 952	Thursday, 22 September 2016	3,408.00		150 Ordinary shares
CBA Markets Limited ACN 003 485 952	Thursday, 22 September 2016	3,180.80		140 Ordinary shares
CBA Markets Limited ACN 003 485 952	Thursday, 22 September 2016	13,917.12		608 Ordinary shares
CBA Markets Limited ACN 003 485 952	Thursday, 22 September 2016	5,648.89		247 Ordinary shares
CBA Markets Limited ACN 003 485 952	Thursday, 22 September 2016	17,571.40		770 Ordinary shares
CBA Markets Limited ACN 003 485 952	Thursday, 22 September 2016	17,426.70		765 Ordinary shares
CBA Markets Limited ACN 003 485 952	Thursday, 22 September 2016	21,812.20		955 Ordinary shares
CBA Markets Limited ACN 003 485 952	Thursday, 22 September 2016	15,363.00		675 Ordinary shares
CBA Markets Limited ACN 003 485 952	Friday, 23 September 2016	18,321.03		819 Ordinary shares
CBA Markets Limited ACN 003 485 952	Friday, 23 September 2016	8,075.57		361 Ordinary shares
CBA Markets Limited ACN 003 485 952	Friday, 23 September 2016	6,120.13		275 Ordinary shares
CBA Markets Limited ACN 003 485 952	Friday, 23 September 2016	1,313.34		59 Ordinary shares
CBA Markets Limited ACN 003 485 952	Friday, 23 September 2016	756.84		34 Ordinary shares
CBA Markets Limited ACN 003 485 952	Friday, 23 September 2016	1,424.64		64 Ordinary shares
CBA Markets Limited	Friday, 23 September	3,339.00		150 Ordinary shares

ACN 003 485 952	2016			
CBA Markets Limited ACN 003 485 952	Friday, 23 September 2016	4,741.38		213 Ordinary shares
CBA Markets Limited ACN 003 485 952	Friday, 23 September 2016	1,645.76		74 Ordinary shares
CBA Markets Limited ACN 003 485 952	Friday, 23 September 2016	21,261.44		956 Ordinary shares
CBA Markets Limited ACN 003 485 952	Friday, 23 September 2016	3,349.52		149 Ordinary shares
CBA Markets Limited ACN 003 485 952	Friday, 23 September 2016	2,742.56		122 Ordinary shares
CBA Markets Limited ACN 003 485 952	Friday, 23 September 2016	6,968.80		310 Ordinary shares
CBA Markets Limited ACN 003 485 952	Friday, 23 September 2016	4,158.80		185 Ordinary shares
CBA Markets Limited ACN 003 485 952	Friday, 23 September 2016	4,248.72		189 Ordinary shares
CBA Markets Limited ACN 003 485 952	Friday, 23 September 2016	11,627.20		520 Ordinary shares
CBA Markets Limited ACN 003 485 952	Friday, 23 September 2016	6,081.92		272 Ordinary shares
CBA Markets Limited ACN 003 485 952	Friday, 23 September 2016	2,808.54		126 Ordinary shares
CBA Markets Limited ACN 003 485 952	Friday, 23 September 2016	16,695.21		749 Ordinary shares
CBA Markets Limited ACN 003 485 952	Friday, 23 September 2016	2,912.13		131 Ordinary shares
CBA Markets Limited ACN 003 485 952	Friday, 23 September 2016	22.23		1 Ordinary shares
CBA Markets Limited ACN 003 485 952	Friday, 23 September 2016	533.52		24 Ordinary shares
CBA Markets Limited ACN 003 485 952	Friday, 23 September 2016	355.68		16 Ordinary shares
CBA Markets Limited ACN 003 485 952	Friday, 23 September 2016	5,290.74		238 Ordinary shares
CBA Markets Limited ACN 003 485 952	Friday, 23 September 2016	888.00		40 Ordinary shares

CBA Markets Limited ACN 003 485 952	Friday, 23 September 2016	23,463.27		1,047 Ordinary shares
CBA Markets Limited ACN 003 485 952	Friday, 23 September 2016	28,846.83		1,293 Ordinary shares
CBA Markets Limited ACN 003 485 952	Friday, 23 September 2016	32,587.20		1,460 Ordinary shares
CBA Markets Limited ACN 003 485 952	Friday, 23 September 2016	32,718.60		1,460 Ordinary shares
CBA Markets Limited ACN 003 485 952	Friday, 23 September 2016	246.18		11 Ordinary shares
CBA Markets Limited ACN 003 485 952	Friday, 23 September 2016	3,871.74		173 Ordinary shares
CBA Markets Limited ACN 003 485 952	Friday, 23 September 2016	6,311.16		282 Ordinary shares
CBA Markets Limited ACN 003 485 952	Friday, 23 September 2016	13,092.30		585 Ordinary shares
CBA Markets Limited ACN 003 485 952	Friday, 23 September 2016	3,200.34		143 Ordinary shares
CBA Markets Limited ACN 003 485 952	Friday, 23 September 2016	2,931.78		131 Ordinary shares
CBA Markets Limited ACN 003 485 952	Friday, 23 September 2016	3,558.42		159 Ordinary shares
CBA Markets Limited ACN 003 485 952	Friday, 23 September 2016	3,446.52		154 Ordinary shares
CBA Markets Limited ACN 003 485 952	Friday, 23 September 2016	1,074.24		48 Ordinary shares
CBA Markets Limited ACN 003 485 952	Friday, 23 September 2016	2,238.00		100 Ordinary shares
CBA Markets Limited ACN 003 485 952	Friday, 23 September 2016	3,133.20		140 Ordinary shares
CBA Markets Limited ACN 003 485 952	Friday, 23 September 2016	1,511.64		68 Ordinary shares
CBA Markets Limited ACN 003 485 952	Friday, 23 September 2016	444.60		20 Ordinary shares
CBA Markets Limited ACN 003 485 952	Friday, 23 September 2016	866.97		39 Ordinary shares
CBA Markets Limited	Friday, 23 September	11,290.30		508 Ordinary shares

ACN 003 485 952	2016			
CBA Markets Limited ACN 003 485 952	Friday, 23 September 2016	1,333.50		60 Ordinary shares
CBA Markets Limited ACN 003 485 952	Friday, 23 September 2016	22,583.75		1,015 Ordinary shares
CBA Markets Limited ACN 003 485 952	Friday, 23 September 2016	13,676.03		613 Ordinary shares
CBA Markets Limited ACN 003 485 952	Friday, 23 September 2016	1,940.54		87 Ordinary shares
CBA Markets Limited ACN 003 485 952	Friday, 23 September 2016	5,576.25		250 Ordinary shares
CBA Markets Limited ACN 003 485 952	Friday, 23 September 2016	891.60		40 Ordinary shares
CBA Markets Limited ACN 003 485 952	Friday, 23 September 2016	2,117.55		95 Ordinary shares
CBA Markets Limited ACN 003 485 952	Friday, 23 September 2016	7,734.63		347 Ordinary shares
CBA Markets Limited ACN 003 485 952	Friday, 23 September 2016	378.93		17 Ordinary shares
CBA Markets Limited ACN 003 485 952	Friday, 23 September 2016	5,326.11		239 Ordinary shares
CBA Markets Limited ACN 003 485 952	Friday, 23 September 2016	4,234.15		190 Ordinary shares
CBA Markets Limited ACN 003 485 952	Friday, 23 September 2016	490.27		22 Ordinary shares
CBA Markets Limited ACN 003 485 952	Friday, 23 September 2016	20,142.00		900 Ordinary shares
CBA Markets Limited ACN 003 485 952	Friday, 23 September 2016	713.60		32 Ordinary shares
CBA Markets Limited ACN 003 485 952	Friday, 23 September 2016	3,345.00		150 Ordinary shares
CBA Markets Limited ACN 003 485 952	Friday, 23 September 2016	1,426.88		64 Ordinary shares
CBA Markets Limited ACN 003 485 952	Friday, 23 September 2016	1,449.18		65 Ordinary shares
CBA Markets Limited ACN 003 485 952	Friday, 23 September 2016	5,105.56		229 Ordinary shares

CBA Markets Limited ACN 003 485 952	Friday, 23 September 2016	3,678.68		165 Ordinary shares
CBA Markets Limited ACN 003 485 952	Friday, 23 September 2016	1,607.76		72 Ordinary shares
CBA Markets Limited ACN 003 485 952	Friday, 23 September 2016	3,753.12		168 Ordinary shares
CBA Markets Limited ACN 003 485 952	Friday, 23 September 2016	4,482.00		200 Ordinary shares
CBA Markets Limited ACN 003 485 952	Friday, 23 September 2016	2,016.90		90 Ordinary shares
CBA Markets Limited ACN 003 485 952	Friday, 23 September 2016	1,344.60		60 Ordinary shares
CBA Markets Limited ACN 003 485 952	Friday, 23 September 2016	4,482.00		200 Ordinary shares
CBA Markets Limited ACN 003 485 952	Friday, 23 September 2016	4,482.00		200 Ordinary shares
CBA Markets Limited ACN 003 485 952	Friday, 23 September 2016	4,482.00		200 Ordinary shares
CBA Markets Limited ACN 003 485 952	Friday, 23 September 2016	4,482.00		200 Ordinary shares
CBA Markets Limited ACN 003 485 952	Friday, 23 September 2016	4,482.00		200 Ordinary shares
CBA Markets Limited ACN 003 485 952	Friday, 23 September 2016	16,203.12		724 Ordinary shares
CBA Markets Limited ACN 003 485 952	Friday, 23 September 2016	3,267.48		146 Ordinary shares
CBA Markets Limited ACN 003 485 952	Friday, 23 September 2016	9,905.22		442 Ordinary shares
CBA Markets Limited ACN 003 485 952	Friday, 23 September 2016	3,988.98		178 Ordinary shares
CBA Markets Limited ACN 003 485 952	Friday, 23 September 2016	6,953.96		311 Ordinary shares
CBA Markets Limited ACN 003 485 952	Friday, 23 September 2016	3,996.10		178 Ordinary shares
CBA Markets Limited ACN 003 485 952	Friday, 23 September 2016	3,367.50		150 Ordinary shares
CBA Markets Limited ACN 003 485 952	Friday, 23 September 2016	3,367.50		150 Ordinary shares
CBA Markets Limited	Friday, 23 September	2,738.90		122 Ordinary shares

ACN 003 485 952	2016			
CBA Markets Limited ACN 003 485 952	Friday, 23 September 2016	89.80		4 Ordinary shares
CBA Markets Limited ACN 003 485 952	Friday, 23 September 2016	6,755.94		301 Ordinary shares
CBA Markets Limited ACN 003 485 952	Friday, 23 September 2016	21,698.90		970 Ordinary shares
CBA Markets Limited ACN 003 485 952	Friday, 23 September 2016	17,297.04		776 Ordinary shares
CBA Markets Limited ACN 003 485 952	Friday, 23 September 2016	3,431.89		154 Ordinary shares
CBA Markets Limited ACN 003 485 952	Friday, 23 September 2016	1,227.60		55 Ordinary shares
CBA Markets Limited ACN 003 485 952	Friday, 23 September 2016	3,348.00		150 Ordinary shares
CBA Markets Limited ACN 003 485 952	Friday, 23 September 2016	736.56		33 Ordinary shares
CBA Markets Limited ACN 003 485 952	Friday, 23 September 2016	6,090.63		273 Ordinary shares
CBA Markets Limited ACN 003 485 952	Friday, 23 September 2016	2,164.07		97 Ordinary shares
CBA Markets Limited ACN 003 485 952	Friday, 23 September 2016	2,164.07		97 Ordinary shares
CBA Markets Limited ACN 003 485 952	Friday, 23 September 2016	624.12		28 Ordinary shares
CBA Markets Limited ACN 003 485 952	Friday, 23 September 2016	3,343.50		150 Ordinary shares
CBA Markets Limited ACN 003 485 952	Friday, 23 September 2016	1,092.21		49 Ordinary shares
CBA Markets Limited ACN 003 485 952	Friday, 23 September 2016	2,229.00		100 Ordinary shares
CBA Markets Limited ACN 003 485 952	Friday, 23 September 2016	1,136.79		51 Ordinary shares
CBA Markets Limited ACN 003 485 952	Friday, 23 September 2016	6,730.07		302 Ordinary shares
CBA Markets Limited ACN 003 485 952	Friday, 23 September 2016	466.20		21 Ordinary shares



CBA Markets Limited ACN 003 485 952	Friday, 23 September 2016	14,496.60		653 Ordinary shares
CBA Markets Limited ACN 003 485 952	Friday, 23 September 2016	5,328.00		240 Ordinary shares
CBA Markets Limited ACN 003 485 952	Friday, 23 September 2016	1,909.20		86 Ordinary shares
CBA Markets Limited ACN 003 485 952	Friday, 23 September 2016	668.10		30 Ordinary shares
CBA Markets Limited ACN 003 485 952	Friday, 23 September 2016	5,678.85		255 Ordinary shares
CBA Markets Limited ACN 003 485 952	Friday, 23 September 2016	4,454.00		200 Ordinary shares
CBA Markets Limited ACN 003 485 952	Friday, 23 September 2016	2,315.04		104 Ordinary shares
CBA Markets Limited ACN 003 485 952	Friday, 23 September 2016	3,339.00		150 Ordinary shares
CBA Markets Limited ACN 003 485 952	Friday, 23 September 2016	3,339.00		150 Ordinary shares
CBA Markets Limited ACN 003 485 952	Friday, 23 September 2016	3,339.00		150 Ordinary shares
CBA Markets Limited ACN 003 485 952	Friday, 23 September 2016	467.46		21 Ordinary shares
CBA Markets Limited ACN 003 485 952	Friday, 23 September 2016	19,588.80		880 Ordinary shares
CBA Markets Limited ACN 003 485 952	Friday, 23 September 2016	3,339.00		150 Ordinary shares
CBA Markets Limited ACN 003 485 952	Friday, 23 September 2016	3,339.00		150 Ordinary shares
CBA Markets Limited ACN 003 485 952	Friday, 23 September 2016	12,799.50		575 Ordinary shares
CBA Markets Limited ACN 003 485 952	Friday, 23 September 2016	4,752.03		213 Ordinary shares
CBA Markets Limited ACN 003 485 952	Friday, 23 September 2016	4,462.00		200 Ordinary shares
CBA Markets Limited ACN 003 485 952	Friday, 23 September 2016	89.24		4 Ordinary shares
CBA Markets Limited	Friday, 23 September	10,195.67		457 Ordinary shares

ACN 003 485 952	2016			
CBA Markets Limited ACN 003 485 952	Friday, 23 September 2016	22.31		1 Ordinary shares
CBA Markets Limited ACN 003 485 952	Friday, 23 September 2016	2,966.57		133 Ordinary shares
CBA Markets Limited ACN 003 485 952	Friday, 23 September 2016	3,407.84		152 Ordinary shares
CBA Markets Limited ACN 003 485 952	Friday, 23 September 2016	358.72		16 Ordinary shares
CBA Markets Limited ACN 003 485 952	Friday, 23 September 2016	10,761.60		480 Ordinary shares
CBA Markets Limited ACN 003 485 952	Friday, 23 September 2016	2,735.24		122 Ordinary shares
CBA Markets Limited ACN 003 485 952	Friday, 23 September 2016	3,363.00		150 Ordinary shares
CBA Markets Limited ACN 003 485 952	Friday, 23 September 2016	1,409.94		63 Ordinary shares
CBA Markets Limited ACN 003 485 952	Friday, 23 September 2016	12,555.18		561 Ordinary shares
CBA Markets Limited ACN 003 485 952	Friday, 23 September 2016	178.80		8 Ordinary shares
CBA Markets Limited ACN 003 485 952	Friday, 23 September 2016	19,377.45		867 Ordinary shares
CBA Markets Limited ACN 003 485 952	Monday, 26 September 2016	1,487.64		66 Ordinary shares
CBA Markets Limited ACN 003 485 952	Monday, 26 September 2016	10,233.16		454 Ordinary shares
CBA Markets Limited ACN 003 485 952	Monday, 26 September 2016	11,726.00		520 Ordinary shares
CBA Markets Limited ACN 003 485 952	Monday, 26 September 2016	11,736.40		520 Ordinary shares
CBA Markets Limited ACN 003 485 952	Monday, 26 September 2016	17,240.30		770 Ordinary shares
CBA Markets Limited ACN 003 485 952	Monday, 26 September 2016	17,271.10		770 Ordinary shares
CBA Markets Limited ACN 003 485 952	Monday, 26 September 2016	16,717.26		742 Ordinary shares

CBA Markets Limited ACN 003 485 952	Monday, 26 September 2016	1,644.69		73 Ordinary shares
CBA Markets Limited ACN 003 485 952	Tuesday, 27 September 2016	2,091.18		91 Ordinary shares
CBA Markets Limited ACN 003 485 952	Tuesday, 27 September 2016	8,088.96		352 Ordinary shares
CBA Markets Limited ACN 003 485 952	Tuesday, 27 September 2016	9,973.32		434 Ordinary shares
CBA Markets Limited ACN 003 485 952	Wednesday, 28 September 2016	16,576.00		740 Ordinary shares
CBA Markets Limited ACN 003 485 952	Monday, 4 July 2016	N/A		1 Ordinary shares (borrowed from Merrill Lynch International, see Annexure C)
CBA Markets Limited ACN 003 485 952	Friday, 27 May 2016	113.94		6 Ordinary shares
CBA Markets Limited ACN 003 485 952	Friday, 27 May 2016	27,345.60		1,440 Ordinary shares
CBA Markets Limited ACN 003 485 952	Friday, 27 May 2016	9,950.76		524 Ordinary shares
CBA Markets Limited ACN 003 485 952	Friday, 27 May 2016	12,020.67		633 Ordinary shares
CBA Markets Limited ACN 003 485 952	Friday, 27 May 2016	24,079.32		1,268 Ordinary shares
CBA Markets Limited ACN 003 485 952	Friday, 27 May 2016	4,766.49		251 Ordinary shares
CBA Markets Limited ACN 003 485 952	Friday, 27 May 2016	44,958.90		2,370 Ordinary shares
CBA Markets Limited ACN 003 485 952	Monday, 30 May 2016	15,884.40		854 Ordinary shares
CBA Markets Limited ACN 003 485 952	Monday, 30 May 2016	4,333.80		233 Ordinary shares
CBA Markets Limited ACN 003 485 952	Monday, 30 May 2016	37.20		2 Ordinary shares
CBA Markets Limited ACN 003 485 952	Monday, 30 May 2016	167.40		9 Ordinary shares
CBA Markets Limited ACN 003 485 952	Monday, 30 May 2016	130.20		7 Ordinary shares

CBA Markets Limited ACN 003 485 952	Monday, 30 May 2016	539.40		29 Ordinary shares
CBA Markets Limited ACN 003 485 952	Monday, 30 May 2016	2,455.20		132 Ordinary shares
CBA Markets Limited ACN 003 485 952	Monday, 30 May 2016	2,269.20		122 Ordinary shares
CBA Markets Limited ACN 003 485 952	Monday, 30 May 2016	2,883.00		155 Ordinary shares
CBA Markets Limited ACN 003 485 952	Monday, 30 May 2016	6,193.80		333 Ordinary shares
CBA Markets Limited ACN 003 485 952	Monday, 30 May 2016	2,306.40		124 Ordinary shares
CBA Markets Limited ACN 003 485 952	Monday, 30 May 2016	43,033.00		2,300 Ordinary shares
CBA Markets Limited ACN 003 485 952	Monday, 30 May 2016	2,452.32		131 Ordinary shares
CBA Markets Limited ACN 003 485 952	Monday, 30 May 2016	3,744.00		200 Ordinary shares
CBA Markets Limited ACN 003 485 952	Monday, 30 May 2016	3,556.80		190 Ordinary shares
CBA Markets Limited ACN 003 485 952	Monday, 30 May 2016	3,536.19		189 Ordinary shares
CBA Markets Limited ACN 003 485 952	Monday, 30 May 2016	3,554.90		190 Ordinary shares
CBA Markets Limited ACN 003 485 952	Monday, 30 May 2016	5,837.52		312 Ordinary shares
CBA Markets Limited ACN 003 485 952	Monday, 30 May 2016	22,508.13		1,203 Ordinary shares
CBA Markets Limited ACN 003 485 952	Monday, 30 May 2016	21,018.80		1,124 Ordinary shares
CBA Markets Limited ACN 003 485 952	Monday, 30 May 2016	21,056.20		1,126 Ordinary shares
CBA Markets Limited ACN 003 485 952	Monday, 30 May 2016	42,075.00		2,250 Ordinary shares
CBA Markets Limited ACN 003 485 952	Monday, 30 May 2016	31,106.25		1,659 Ordinary shares
CBA Markets Limited	Monday, 30 May 2016	15,768.75		841 Ordinary shares

ACN 003 485 952				
CBA Markets Limited ACN 003 485 952	Wednesday, 1 June 2016	44,758.00		2,300 Ordinary shares
CBA Markets Limited ACN 003 485 952	Thursday, 2 June 2016	12,983.04		672 Ordinary shares
CBA Markets Limited ACN 003 485 952	Thursday, 2 June 2016	4,830.00		250 Ordinary shares
CBA Markets Limited ACN 003 485 952	Thursday, 2 June 2016	26,333.16		1,363 Ordinary shares
CBA Markets Limited ACN 003 485 952	Thursday, 2 June 2016	10,915.80		565 Ordinary shares
CBA Markets Limited ACN 003 485 952	Thursday, 2 June 2016	4,327.68		224 Ordinary shares
CBA Markets Limited ACN 003 485 952	Thursday, 2 June 2016	8,713.32		451 Ordinary shares
CBA Markets Limited ACN 003 485 952	Thursday, 2 June 2016	3,303.72		171 Ordinary shares
CBA Markets Limited ACN 003 485 952	Thursday, 2 June 2016	251.16		13 Ordinary shares
CBA Markets Limited ACN 003 485 952	Thursday, 2 June 2016	2,299.08		119 Ordinary shares
CBA Markets Limited ACN 003 485 952	Thursday, 2 June 2016	579.60		30 Ordinary shares
CBA Markets Limited ACN 003 485 952	Thursday, 2 June 2016	17,001.60		880 Ordinary shares
CBA Markets Limited ACN 003 485 952	Thursday, 2 June 2016	4,173.12		216 Ordinary shares
CBA Markets Limited ACN 003 485 952	Thursday, 2 June 2016	405.72		21 Ordinary shares
CBA Markets Limited ACN 003 485 952	Monday, 6 June 2016	154.77		7 Ordinary shares
CBA Markets Limited ACN 003 485 952	Monday, 6 June 2016	27,991.26		1,266 Ordinary shares
CBA Markets Limited ACN 003 485 952	Monday, 6 June 2016	5,483.28		248 Ordinary shares
CBA Markets Limited ACN 003 485 952	Monday, 6 June 2016	972.84		44 Ordinary shares

CBA Markets Limited ACN 003 485 952	Monday, 6 June 2016	1,083.39		49 Ordinary shares
CBA Markets Limited ACN 003 485 952	Monday, 6 June 2016	287.43		13 Ordinary shares
CBA Markets Limited ACN 003 485 952	Monday, 6 June 2016	12,171.15		555 Ordinary shares
CBA Markets Limited ACN 003 485 952	Monday, 6 June 2016	3,837.75		175 Ordinary shares
CBA Markets Limited ACN 003 485 952	Monday, 6 June 2016	38,816.10		1,770 Ordinary shares
CBA Markets Limited ACN 003 485 952	Monday, 6 June 2016	16,707.60		765 Ordinary shares
CBA Markets Limited ACN 003 485 952	Monday, 6 June 2016	37,892.40		1,735 Ordinary shares
CBA Markets Limited ACN 003 485 952	Monday, 6 June 2016	1,033.44		48 Ordinary shares
CBA Markets Limited ACN 003 485 952	Monday, 6 June 2016	2,863.49		133 Ordinary shares
CBA Markets Limited ACN 003 485 952	Tuesday, 7 June 2016	53,525.00		2,500 Ordinary shares
CBA Markets Limited ACN 003 485 952	Tuesday, 7 June 2016	8,241.10		386 Ordinary shares
CBA Markets Limited ACN 003 485 952	Tuesday, 7 June 2016	45,133.90		2,114 Ordinary shares
CBA Markets Limited ACN 003 485 952	Wednesday, 8 June 2016	12,400.96		572 Ordinary shares
CBA Markets Limited ACN 003 485 952	Wednesday, 8 June 2016	1,951.20		90 Ordinary shares
CBA Markets Limited ACN 003 485 952	Wednesday, 8 June 2016	12,292.56		567 Ordinary shares
CBA Markets Limited ACN 003 485 952	Wednesday, 8 June 2016	2,384.80		110 Ordinary shares
CBA Markets Limited ACN 003 485 952	Wednesday, 8 June 2016	54,075.00		2,500 Ordinary shares
CBA Markets Limited ACN 003 485 952	Wednesday, 8 June 2016	3,056.88		141 Ordinary shares
CBA Markets Limited	Wednesday, 8 June	2,666.64		123 Ordinary shares

ACN 003 485 952	2016			
CBA Markets Limited ACN 003 485 952	Wednesday, 8 June 2016	867.20		40 Ordinary shares
CBA Markets Limited ACN 003 485 952	Wednesday, 8 June 2016	3,902.40		180 Ordinary shares
CBA Markets Limited ACN 003 485 952	Wednesday, 8 June 2016	6,742.48		311 Ordinary shares
CBA Markets Limited ACN 003 485 952	Wednesday, 8 June 2016	303.52		14 Ordinary shares
CBA Markets Limited ACN 003 485 952	Wednesday, 8 June 2016	21,680.00		1,000 Ordinary shares
CBA Markets Limited ACN 003 485 952	Wednesday, 8 June 2016	1,539.28		71 Ordinary shares
CBA Markets Limited ACN 003 485 952	Wednesday, 8 June 2016	6,699.12		309 Ordinary shares
CBA Markets Limited ACN 003 485 952	Wednesday, 8 June 2016	7,869.84		363 Ordinary shares
CBA Markets Limited ACN 003 485 952	Wednesday, 8 June 2016	1,951.20		90 Ordinary shares
CBA Markets Limited ACN 003 485 952	Wednesday, 8 June 2016	1,951.20		90 Ordinary shares
CBA Markets Limited ACN 003 485 952	Wednesday, 8 June 2016	3,056.88		141 Ordinary shares
CBA Markets Limited ACN 003 485 952	Wednesday, 8 June 2016	3,642.24		168 Ordinary shares
CBA Markets Limited ACN 003 485 952	Thursday, 9 June 2016	972.40		44 Ordinary shares
CBA Markets Limited ACN 003 485 952	Thursday, 9 June 2016	22.10		1 Ordinary shares
CBA Markets Limited ACN 003 485 952	Thursday, 9 June 2016	8,817.90		399 Ordinary shares
CBA Markets Limited ACN 003 485 952	Thursday, 9 June 2016	1,525.59		69 Ordinary shares
CBA Markets Limited ACN 003 485 952	Thursday, 9 June 2016	5,527.50		250 Ordinary shares
CBA Markets Limited ACN 003 485 952	Thursday, 9 June 2016	16,582.50		750 Ordinary shares

CBA Markets Limited ACN 003 485 952	Thursday, 9 June 2016	10,767.57		487 Ordinary shares
CBA Markets Limited ACN 003 485 952	Thursday, 9 June 2016	13,503.10		611 Ordinary shares
CBA Markets Limited ACN 003 485 952	Thursday, 9 June 2016	4,442.10		201 Ordinary shares
CBA Markets Limited ACN 003 485 952	Thursday, 9 June 2016	88.40		4 Ordinary shares
CBA Markets Limited ACN 003 485 952	Thursday, 9 June 2016	6,630.00		300 Ordinary shares
CBA Markets Limited ACN 003 485 952	Thursday, 9 June 2016	30,586.40		1,384 Ordinary shares
CBA Markets Limited ACN 003 485 952	Tuesday, 14 June 2016	45,200.00		2,000 Ordinary shares
CBA Markets Limited ACN 003 485 952	Wednesday, 15 June 2016	38,592.45		1,755 Ordinary shares
CBA Markets Limited ACN 003 485 952	Wednesday, 15 June 2016	38,372.55		1,745 Ordinary shares
CBA Markets Limited ACN 003 485 952	Wednesday, 15 June 2016	17,787.60		810 Ordinary shares
CBA Markets Limited ACN 003 485 952	Wednesday, 15 June 2016	5,599.80		255 Ordinary shares
CBA Markets Limited ACN 003 485 952	Wednesday, 15 June 2016	1,141.92		52 Ordinary shares
CBA Markets Limited ACN 003 485 952	Wednesday, 15 June 2016	1,756.80		80 Ordinary shares
CBA Markets Limited ACN 003 485 952	Wednesday, 15 June 2016	87.84		4 Ordinary shares
CBA Markets Limited ACN 003 485 952	Wednesday, 15 June 2016	21.96		1 Ordinary shares
CBA Markets Limited ACN 003 485 952	Wednesday, 15 June 2016	38,697.75		1,755 Ordinary shares
CBA Markets Limited ACN 003 485 952	Wednesday, 15 June 2016	8,117.80		370 Ordinary shares
CBA Markets Limited ACN 003 485 952	Wednesday, 15 June 2016	45,306.10		2,065 Ordinary shares
CBA Markets Limited	Wednesday, 15 June	83,176.20		3,798 Ordinary shares



ACN 003 485 952	2016			
CBA Markets Limited ACN 003 485 952	Friday, 17 June 2016	11,357.80		521 Ordinary shares
CBA Markets Limited ACN 003 485 952	Friday, 17 June 2016	21,347.45		977 Ordinary shares
CBA Markets Limited ACN 003 485 952	Friday, 17 June 2016	4,163.80		191 Ordinary shares
CBA Markets Limited ACN 003 485 952	Friday, 17 June 2016	1,744.00		80 Ordinary shares
CBA Markets Limited ACN 003 485 952	Friday, 17 June 2016	13,254.40		608 Ordinary shares
CBA Markets Limited ACN 003 485 952	Monday, 20 June 2016	10,765.00		500 Ordinary shares
CBA Markets Limited ACN 003 485 952	Monday, 20 June 2016	31,326.15		1,455 Ordinary shares
CBA Markets Limited ACN 003 485 952	Monday, 20 June 2016	12,358.22		574 Ordinary shares
CBA Markets Limited ACN 003 485 952	Monday, 20 June 2016	1,930.41		89 Ordinary shares
CBA Markets Limited ACN 003 485 952	Monday, 20 June 2016	20,800.71		959 Ordinary shares
CBA Markets Limited ACN 003 485 952	Monday, 20 June 2016	498.87		23 Ordinary shares
CBA Markets Limited ACN 003 485 952	Monday, 20 June 2016	1,127.88		52 Ordinary shares
CBA Markets Limited ACN 003 485 952	Monday, 20 June 2016	10,497.96		484 Ordinary shares
CBA Markets Limited ACN 003 485 952	Monday, 20 June 2016	412.11		19 Ordinary shares
CBA Markets Limited ACN 003 485 952	Monday, 20 June 2016	4,338.00		200 Ordinary shares
CBA Markets Limited ACN 003 485 952	Monday, 20 June 2016	498.87		23 Ordinary shares
CBA Markets Limited ACN 003 485 952	Wednesday, 22 June 2016	4,916.34		234 Ordinary shares
CBA Markets Limited ACN 003 485 952	Wednesday, 22 June 2016	31,575.00		1,500 Ordinary shares

CBA Markets Limited ACN 003 485 952	Thursday, 23 June 2016	2,728,550.00		133,100 Ordinary shares
CBA Markets Limited ACN 003 485 952	Wednesday, 29 June 2016	3,957.98		169 Ordinary shares
CBA Markets Limited ACN 003 485 952	Wednesday, 29 June 2016	33,279.82		1,421 Ordinary shares
CBA Markets Limited ACN 003 485 952	Wednesday, 29 June 2016	9,602.20		410 Ordinary shares
CBA Markets Limited ACN 003 485 952	Thursday, 30 June 2016	116,650.00		5,000 Ordinary shares
CBA Markets Limited ACN 003 485 952	Friday, 26 August 2016	28,689.50		1,225 Ordinary shares
CBA Markets Limited ACN 003 485 952	Friday, 26 August 2016	11,101.08		474 Ordinary shares
CBA Markets Limited ACN 003 485 952	Friday, 26 August 2016	889.96		38 Ordinary shares
CBA Markets Limited ACN 003 485 952	Friday, 26 August 2016	26,230.40		1,120 Ordinary shares
CBA Markets Limited ACN 003 485 952	Friday, 26 August 2016	20,685.60		884 Ordinary shares
CBA Markets Limited ACN 003 485 952	Friday, 26 August 2016	15,186.60		649 Ordinary shares
CBA Markets Limited ACN 003 485 952	Friday, 26 August 2016	20,966.40		896 Ordinary shares
CBA Markets Limited ACN 003 485 952	Friday, 26 August 2016	93.60		4 Ordinary shares
CBA Markets Limited ACN 003 485 952	Friday, 26 August 2016	23.40		1 Ordinary shares
CBA Markets Limited ACN 003 485 952	Friday, 26 August 2016	1,544.40		66 Ordinary shares
CBA Markets Limited ACN 003 485 952	Monday, 29 August 2016	25,808.64		1,144 Ordinary shares
CBA Markets Limited ACN 003 485 952	Monday, 29 August 2016	5,324.16		236 Ordinary shares
CBA Markets Limited ACN 003 485 952	Monday, 29 August 2016	6,271.68		278 Ordinary shares
CBA Markets Limited	Monday, 29 August	25,334.88		1,123 Ordinary shares

ACN 003 485 952	2016			
CBA Markets Limited ACN 003 485 952	Monday, 29 August 2016	5,888.16		261 Ordinary shares
CBA Markets Limited ACN 003 485 952	Monday, 29 August 2016	28,337.50		1,250 Ordinary shares
CBA Markets Limited ACN 003 485 952	Monday, 29 August 2016	45,440.00		2,000 Ordinary shares
CBA Markets Limited ACN 003 485 952	Monday, 29 August 2016	22.50		1 Ordinary shares
CBA Markets Limited ACN 003 485 952	Monday, 29 August 2016	540.00		24 Ordinary shares
CBA Markets Limited ACN 003 485 952	Monday, 29 August 2016	8,887.50		395 Ordinary shares
CBA Markets Limited ACN 003 485 952	Monday, 29 August 2016	42,660.00		1,896 Ordinary shares
CBA Markets Limited ACN 003 485 952	Monday, 29 August 2016	7,740.00		344 Ordinary shares
CBA Markets Limited ACN 003 485 952	Monday, 29 August 2016	60,363.18		2,658 Ordinary shares
CBA Markets Limited ACN 003 485 952	Monday, 29 August 2016	36,482.40		1,620 Ordinary shares
CBA Markets Limited ACN 003 485 952	Monday, 29 August 2016	19,817.60		880 Ordinary shares
CBA Markets Limited ACN 003 485 952	Wednesday, 31 August 2016	50,784.00		2,300 Ordinary shares
CBA Markets Limited ACN 003 485 952	Wednesday, 31 August 2016	42,156.66		1,911 Ordinary shares
CBA Markets Limited ACN 003 485 952	Wednesday, 31 August 2016	1,036.82		47 Ordinary shares
CBA Markets Limited ACN 003 485 952	Wednesday, 31 August 2016	4,787.02		217 Ordinary shares
CBA Markets Limited ACN 003 485 952	Wednesday, 31 August 2016	32,809.80		1,490 Ordinary shares
CBA Markets Limited ACN 003 485 952	Wednesday, 31 August 2016	18,342.66		833 Ordinary shares
CBA Markets Limited ACN 003 485 952	Wednesday, 31 August 2016	15,480.06		703 Ordinary shares

CBA Markets Limited ACN 003 485 952	Wednesday, 31 August 2016	3,327.00		150 Ordinary shares
CBA Markets Limited ACN 003 485 952	Wednesday, 31 August 2016	46,578.00		2,100 Ordinary shares
CBA Markets Limited ACN 003 485 952	Wednesday, 31 August 2016	65,487.48		2,974 Ordinary shares
CBA Markets Limited ACN 003 485 952	Thursday, 1 September 2016	719.73		33 Ordinary shares
CBA Markets Limited ACN 003 485 952	Thursday, 1 September 2016	10,948.62		502 Ordinary shares
CBA Markets Limited ACN 003 485 952	Thursday, 1 September 2016	2,791.68		128 Ordinary shares
CBA Markets Limited ACN 003 485 952	Thursday, 1 September 2016	3,249.69		149 Ordinary shares
CBA Markets Limited ACN 003 485 952	Thursday, 1 September 2016	174.48		8 Ordinary shares
CBA Markets Limited ACN 003 485 952	Thursday, 1 September 2016	2,486.34		114 Ordinary shares
CBA Markets Limited ACN 003 485 952	Thursday, 1 September 2016	21.81		1 Ordinary shares
CBA Markets Limited ACN 003 485 952	Thursday, 1 September 2016	9,923.55		455 Ordinary shares
CBA Markets Limited ACN 003 485 952	Thursday, 1 September 2016	4,558.29		209 Ordinary shares
CBA Markets Limited ACN 003 485 952	Thursday, 1 September 2016	19,519.95		895 Ordinary shares
CBA Markets Limited ACN 003 485 952	Thursday, 1 September 2016	21.81		1 Ordinary shares
CBA Markets Limited ACN 003 485 952	Thursday, 1 September 2016	109.05		5 Ordinary shares
CBA Markets Limited ACN 003 485 952	Thursday, 1 September 2016	520.32		24 Ordinary shares
CBA Markets Limited ACN 003 485 952	Thursday, 1 September 2016	24,238.24		1,118 Ordinary shares
CBA Markets Limited ACN 003 485 952	Thursday, 1 September 2016	18,601.44		858 Ordinary shares
CBA Markets Limited	Friday, 2 September	32,528.80		1,460 Ordinary shares

ACN 003 485 952	2016			
CBA Markets Limited ACN 003 485 952	Friday, 2 September 2016	21,366.52		959 Ordinary shares
CBA Markets Limited ACN 003 485 952	Friday, 2 September 2016	1,804.68		81 Ordinary shares
CBA Markets Limited ACN 003 485 952	Tuesday, 6 September 2016	135.30		6 Ordinary shares
CBA Markets Limited ACN 003 485 952	Tuesday, 6 September 2016	45,663.75		2,025 Ordinary shares
CBA Markets Limited ACN 003 485 952	Tuesday, 6 September 2016	360.80		16 Ordinary shares
CBA Markets Limited ACN 003 485 952	Tuesday, 6 September 2016	107,676.25		4,775 Ordinary shares
CBA Markets Limited ACN 003 485 952	Tuesday, 6 September 2016	2,908.95		129 Ordinary shares
CBA Markets Limited ACN 003 485 952	Tuesday, 6 September 2016	23,654.95		1,049 Ordinary shares
CBA Markets Limited ACN 003 485 952	Thursday, 8 September 2016	552.96		24 Ordinary shares
CBA Markets Limited ACN 003 485 952	Thursday, 8 September 2016	783.36		34 Ordinary shares
CBA Markets Limited ACN 003 485 952	Thursday, 8 September 2016	3,363.84		146 Ordinary shares
CBA Markets Limited ACN 003 485 952	Thursday, 8 September 2016	29,145.60		1,265 Ordinary shares
CBA Markets Limited ACN 003 485 952	Thursday, 8 September 2016	3,525.12		153 Ordinary shares
CBA Markets Limited ACN 003 485 952	Thursday, 8 September 2016	1,198.08		52 Ordinary shares
CBA Markets Limited ACN 003 485 952	Thursday, 8 September 2016	2,995.20		130 Ordinary shares
CBA Markets Limited ACN 003 485 952	Thursday, 8 September 2016	36,725.76		1,594 Ordinary shares
CBA Markets Limited ACN 003 485 952	Thursday, 8 September 2016	3,294.72		143 Ordinary shares
CBA Markets Limited ACN 003 485 952	Thursday, 8 September 2016	12,879.36		559 Ordinary shares

CBA Markets Limited ACN 003 485 952	Thursday, 8 September 2016	3,340.80		145 Ordinary shares
CBA Markets Limited ACN 003 485 952	Thursday, 8 September 2016	5,713.92		248 Ordinary shares
CBA Markets Limited ACN 003 485 952	Thursday, 8 September 2016	3,271.68		142 Ordinary shares
CBA Markets Limited ACN 003 485 952	Thursday, 8 September 2016	3,248.64		141 Ordinary shares
CBA Markets Limited ACN 003 485 952	Thursday, 8 September 2016	1,681.92		73 Ordinary shares
CBA Markets Limited ACN 003 485 952	Thursday, 8 September 2016	3,479.04		151 Ordinary shares
CBA Markets Limited ACN 003 485 952	Friday, 9 September 2016	3,012.40		136 Ordinary shares
CBA Markets Limited ACN 003 485 952	Friday, 9 September 2016	3,699.05		167 Ordinary shares
CBA Markets Limited ACN 003 485 952	Friday, 9 September 2016	44.30		2 Ordinary shares
CBA Markets Limited ACN 003 485 952	Friday, 9 September 2016	66.45		3 Ordinary shares
CBA Markets Limited ACN 003 485 952	Friday, 9 September 2016	2,325.75		105 Ordinary shares
CBA Markets Limited ACN 003 485 952	Friday, 9 September 2016	3,101.00		140 Ordinary shares
CBA Markets Limited ACN 003 485 952	Friday, 9 September 2016	23,434.70		1,058 Ordinary shares
CBA Markets Limited ACN 003 485 952	Friday, 9 September 2016	1,151.80		52 Ordinary shares
CBA Markets Limited ACN 003 485 952	Friday, 9 September 2016	8,306.25		375 Ordinary shares
CBA Markets Limited ACN 003 485 952	Friday, 9 September 2016	5,559.65		251 Ordinary shares
CBA Markets Limited ACN 003 485 952	Friday, 9 September 2016	6,290.60		284 Ordinary shares
CBA Markets Limited ACN 003 485 952	Friday, 9 September 2016	1,154.40		52 Ordinary shares
CBA Markets Limited	Friday, 9 September	1,132.20		51 Ordinary shares

ACN 003 485 952	2016			
CBA Markets Limited ACN 003 485 952	Friday, 9 September 2016	1,243.20		56 Ordinary shares
CBA Markets Limited ACN 003 485 952	Friday, 9 September 2016	55,033.80		2,479 Ordinary shares
CBA Markets Limited ACN 003 485 952	Friday, 9 September 2016	642.35		29 Ordinary shares
CBA Markets Limited ACN 003 485 952	Friday, 9 September 2016	1,484.05		67 Ordinary shares
CBA Markets Limited ACN 003 485 952	Friday, 9 September 2016	775.25		35 Ordinary shares
CBA Markets Limited ACN 003 485 952	Friday, 9 September 2016	332.25		15 Ordinary shares
CBA Markets Limited ACN 003 485 952	Friday, 9 September 2016	2,591.55		117 Ordinary shares
CBA Markets Limited ACN 003 485 952	Friday, 9 September 2016	708.80		32 Ordinary shares
CBA Markets Limited ACN 003 485 952	Friday, 9 September 2016	1,107.50		50 Ordinary shares
CBA Markets Limited ACN 003 485 952	Friday, 9 September 2016	9,723.85		439 Ordinary shares
CBA Markets Limited ACN 003 485 952	Friday, 9 September 2016	575.90		26 Ordinary shares
CBA Markets Limited ACN 003 485 952	Friday, 9 September 2016	819.55		37 Ordinary shares
CBA Markets Limited ACN 003 485 952	Friday, 9 September 2016	2,347.90		106 Ordinary shares
CBA Markets Limited ACN 003 485 952	Friday, 9 September 2016	2,990.25		135 Ordinary shares
CBA Markets Limited ACN 003 485 952	Friday, 9 September 2016	5,869.75		265 Ordinary shares
CBA Markets Limited ACN 003 485 952	Friday, 9 September 2016	23,789.10		1,074 Ordinary shares
CBA Markets Limited ACN 003 485 952	Friday, 9 September 2016	20,157.60		908 Ordinary shares
CBA Markets Limited ACN 003 485 952	Friday, 9 September 2016	1,975.80		89 Ordinary shares

CBA Markets Limited ACN 003 485 952	Friday, 9 September 2016	44.40		2 Ordinary shares
CBA Markets Limited ACN 003 485 952	Friday, 9 September 2016	22.20		1 Ordinary shares
CBA Markets Limited ACN 003 485 952	Friday, 9 September 2016	19,136.40		862 Ordinary shares
CBA Markets Limited ACN 003 485 952	Friday, 9 September 2016	78,251.04		3,528 Ordinary shares
CBA Markets Limited ACN 003 485 952	Monday, 12 September 2016	67,773.20		3,212 Ordinary shares
CBA Markets Limited ACN 003 485 952	Monday, 12 September 2016	63,360.00		3,000 Ordinary shares
CBA Markets Limited ACN 003 485 952	Tuesday, 13 September 2016	13,056.57		607 Ordinary shares
CBA Markets Limited ACN 003 485 952	Tuesday, 13 September 2016	1,570.23		73 Ordinary shares
CBA Markets Limited ACN 003 485 952	Tuesday, 13 September 2016	3,355.56		156 Ordinary shares
CBA Markets Limited ACN 003 485 952	Tuesday, 13 September 2016	86.04		4 Ordinary shares
CBA Markets Limited ACN 003 485 952	Tuesday, 13 September 2016	3,893.31		181 Ordinary shares
CBA Markets Limited ACN 003 485 952	Tuesday, 13 September 2016	8,130.78		378 Ordinary shares
CBA Markets Limited ACN 003 485 952	Tuesday, 13 September 2016	1,548.72		72 Ordinary shares
CBA Markets Limited ACN 003 485 952	Tuesday, 13 September 2016	5,248.44		244 Ordinary shares
CBA Markets Limited ACN 003 485 952	Tuesday, 13 September 2016	6,130.35		285 Ordinary shares
CBA Markets Limited ACN 003 485 952	Thursday, 15 September 2016	13,295.17		631 Ordinary shares
CBA Markets Limited ACN 003 485 952	Thursday, 15 September 2016	60,449.83		2,869 Ordinary shares
CBA Markets Limited ACN 003 485 952	Thursday, 15 September 2016	3,458.76		164 Ordinary shares
CBA Markets Limited	Thursday, 15 September	653.79		31 Ordinary shares




ACN 003 485 952	2016			
CBA Markets Limited ACN 003 485 952	Thursday, 15 September 2016	379.62		18 Ordinary shares
CBA Markets Limited ACN 003 485 952	Thursday, 15 September 2016	611.61		29 Ordinary shares
CBA Markets Limited ACN 003 485 952	Thursday, 15 September 2016	7,887.66		374 Ordinary shares
CBA Markets Limited ACN 003 485 952	Thursday, 15 September 2016	3,374.40		160 Ordinary shares
CBA Markets Limited ACN 003 485 952	Thursday, 15 September 2016	84.36		4 Ordinary shares
CBA Markets Limited ACN 003 485 952	Thursday, 15 September 2016	12,843.81		609 Ordinary shares
CBA Markets Limited ACN 003 485 952	Thursday, 15 September 2016	590.52		28 Ordinary shares
CBA Markets Limited ACN 003 485 952	Thursday, 15 September 2016	84.36		4 Ordinary shares
CBA Markets Limited ACN 003 485 952	Thursday, 15 September 2016	7,044.06		334 Ordinary shares
CBA Markets Limited ACN 003 485 952	Thursday, 15 September 2016	26,257.05		1,245 Ordinary shares
CBA Markets Limited ACN 003 485 952	Tuesday, 20 September 2016	2,105.73		99 Ordinary shares
CBA Markets Limited ACN 003 485 952	Tuesday, 20 September 2016	4,509.24		212 Ordinary shares
CBA Markets Limited ACN 003 485 952	Tuesday, 20 September 2016	13,548.99		637 Ordinary shares
CBA Markets Limited ACN 003 485 952	Tuesday, 20 September 2016	2,275.89		107 Ordinary shares
CBA Markets Limited ACN 003 485 952	Tuesday, 20 September 2016	404.13		19 Ordinary shares
CBA Markets Limited ACN 003 485 952	Tuesday, 20 September 2016	3,403.20		160 Ordinary shares
CBA Markets Limited ACN 003 485 952	Tuesday, 20 September 2016	3,318.12		156 Ordinary shares
CBA Markets Limited ACN 003 485 952	Tuesday, 20 September 2016	19,121.73		899 Ordinary shares

CBA Markets Limited ACN 003 485 952	Tuesday, 20 September 2016	11,698.50		550 Ordinary shares
CBA Markets Limited ACN 003 485 952	Tuesday, 20 September 2016	2,722.56		128 Ordinary shares
CBA Markets Limited ACN 003 485 952	Tuesday, 20 September 2016	404.13		19 Ordinary shares
CBA Markets Limited ACN 003 485 952	Tuesday, 20 September 2016	297.78		14 Ordinary shares
CBA Markets Limited ACN 003 485 952	Tuesday, 20 September 2016	3,573.36		168 Ordinary shares
CBA Markets Limited ACN 003 485 952	Tuesday, 20 September 2016	3,637.17		171 Ordinary shares
CBA Markets Limited ACN 003 485 952	Tuesday, 20 September 2016	16,782.03		789 Ordinary shares
CBA Markets Limited ACN 003 485 952	Tuesday, 20 September 2016	531.75		25 Ordinary shares
CBA Markets Limited ACN 003 485 952	Tuesday, 20 September 2016	1,552.71		73 Ordinary shares
CBA Markets Limited ACN 003 485 952	Tuesday, 20 September 2016	2,999.07		141 Ordinary shares
CBA Markets Limited ACN 003 485 952	Tuesday, 20 September 2016	5,189.88		244 Ordinary shares
CBA Markets Limited ACN 003 485 952	Tuesday, 20 September 2016	957.15		45 Ordinary shares
CBA Markets Limited ACN 003 485 952	Tuesday, 20 September 2016	17,082.60		802 Ordinary shares
CBA Markets Limited ACN 003 485 952	Tuesday, 20 September 2016	5,388.90		253 Ordinary shares
CBA Markets Limited ACN 003 485 952	Tuesday, 20 September 2016	298.20		14 Ordinary shares
CBA Markets Limited ACN 003 485 952	Tuesday, 20 September 2016	5,751.00		270 Ordinary shares
CBA Markets Limited ACN 003 485 952	Tuesday, 20 September 2016	3,855.30		181 Ordinary shares
CBA Markets Limited ACN 003 485 952	Tuesday, 20 September 2016	4,004.40		188 Ordinary shares
CBA Markets Limited	Tuesday, 20 September	3,301.50		155 Ordinary shares

ACN 003 485 952	2016			
CBA Markets Limited ACN 003 485 952	Tuesday, 20 September 2016	2,769.00		130 Ordinary shares
CBA Markets Limited ACN 003 485 952	Tuesday, 20 September 2016	14,079.30		661 Ordinary shares
CBA Markets Limited ACN 003 485 952	Tuesday, 20 September 2016	3,876.60		182 Ordinary shares
CBA Markets Limited ACN 003 485 952	Tuesday, 20 September 2016	5,026.80		236 Ordinary shares
CBA Markets Limited ACN 003 485 952	Tuesday, 20 September 2016	9,116.40		428 Ordinary shares
CBA Markets Limited ACN 003 485 952	Wednesday, 21 September 2016	4,986.20		233 Ordinary shares
CBA Markets Limited ACN 003 485 952	Wednesday, 21 September 2016	27,113.80		1,267 Ordinary shares
CBA Markets Limited ACN 003 485 952	Wednesday, 21 September 2016	20,474.65		959 Ordinary shares
CBA Markets Limited ACN 003 485 952	Wednesday, 21 September 2016	54,250.35		2,541 Ordinary shares
CBA Markets Limited ACN 003 485 952	Thursday, 22 September 2016	3,975.90		174 Ordinary shares
CBA Markets Limited ACN 003 485 952	Thursday, 22 September 2016	717,412.50		31,500 Ordinary shares
CBA Markets Limited ACN 003 485 952	Thursday, 22 September 2016	717,727.50		31,500 Ordinary shares
CBA Markets Limited ACN 003 485 952	Thursday, 25 August 2016	1,162.50		1,500 Derivative - Options

### Annexure C

This is annexure C referred to in Form 603, Notice of initial substantial holder dated **28/09/2016**



Carla Collingwood

Company Secretary

Dated the 4 October 2016

Commonwealth Bank of Australia will, if requested by the company or responsible entity to whom this form must be given or by the Australian Securities and Investments Commission (ASIC), give a copy of one or more of the following agreements to the company, responsible entity or ASIC (as appropriate).

#### Citigroup Global Markets Limited (Agreement 1)

Type of agreement:	Australian Master Securities Lending Agreement
Parties to agreement:	(1) Citigroup Global Markets Limited; and (2) Colonial First State Investments Limited
Can the parties exercise voting rights attaching to the securities?	No
If yes, in what circumstances?	N/A
Date on which the securities were (or are) expected to be delivered to the borrower or its nominee (ie borrow date):	The dates indicated in Annexure B on which securities were borrowed.
Scheduled date (if any) when the securities are expected to be returned to the borrower or its nominee (ie return date):	Any particular day.
Does the borrower have the right to return the securities early? [Yes/No]	Yes
If yes, in which circumstances?	At any time subject to giving notice.
Does the lender have the right to recall the securities early (ie before the scheduled return date)? [Yes/No]	Yes
If yes, in which circumstances?	At any time subject to giving notice.
Are there circumstances in which the borrower will not be required to return the securities on settlement? [Yes/No]	No
If yes, in which circumstances?	N/A

#### Merrill Lynch International

Type of agreement:	Global Master Securities Lending Agreement
--------------------	--

Parties to agreement:	(1) Commonwealth Bank of Australia and (2) Merrill Lynch International
Can the parties exercise voting rights attaching to the securities?	No
If yes, in what circumstances?	N/A
Date on which the securities were (or are) expected to be delivered to the borrower or its nominee (ie borrow date):	The dates indicated in Annexure B on which securities were borrowed.
Scheduled date (if any) when the securities are expected to be returned to the borrower or its nominee (ie return date):	Any particular day.
Does the borrower have the right to return the securities early? [Yes/No]	Yes
If yes, in which circumstances?	At any time subject to giving notice.
Does the lender have the right to recall the securities early (ie before the scheduled return date)? [Yes/No]	Yes
If yes, in which circumstances?	At any time subject to giving notice.
Are there circumstances in which the borrower will not be required to return the securities on settlement? [Yes/No]	No
If yes, in which circumstances?	N/A

**Citigroup Global Markets Australia Pty Ltd**

Type of agreement:	Australian Master Securities Lending Agreement
Parties to agreement:	(1) Commonwealth Bank of Australia and (2) Citigroup Global Markets Australia Pty Ltd
Can the parties exercise voting rights attaching to the securities?	Yes
If yes, in what circumstances?	In limited circumstances where a number of conditions are met and voting is administratively possible, CBA may be required to exercise voting rights as instructed by the lender.
Date on which the securities were (or are) expected to be delivered to the borrower or its nominee (ie borrow date):	The dates indicated in Annexure B on which securities were borrowed.
Scheduled date (if any) when the securities are expected to be returned to the borrower or its nominee (ie return date):	Any particular day.
Does the borrower have the right to return the securities early? [Yes/No]	Yes

If yes, in which circumstances?	At any time subject to giving notice.
Does the lender have the right to recall the securities early (ie before the scheduled return date)? [Yes/No]	Yes
If yes, in which circumstances?	At any time subject to giving notice.
Are there circumstances in which the borrower will not be required to return the securities on settlement? [Yes/No]	No
If yes, in which circumstances?	N/A

#### Barclays Capital Securities Ltd

Type of agreement:	Global Master Securities Lending Agreement
Parties to agreement:	(1) Commonwealth Bank of Australia and (2) Barclays Capital Securities Ltd
Can the parties exercise voting rights attaching to the securities?	No
If yes, in what circumstances?	N/A
Date on which the securities were (or are) expected to be delivered to the borrower or its nominee (ie borrow date):	The dates indicated in Annexure B on which securities were borrowed.
Scheduled date (if any) when the securities are expected to be returned to the borrower or its nominee (ie return date):	Any particular day.
Does the borrower have the right to return the securities early? [Yes/No]	Yes
If yes, in which circumstances?	At any time subject to giving notice.
Does the lender have the right to recall the securities early (ie before the scheduled return date)? [Yes/No]	Yes
If yes, in which circumstances?	At any time subject to giving notice.
Are there circumstances in which the borrower will not be required to return the securities on settlement? [Yes/No]	No
If yes, in which circumstances?	N/A

#### UBS AG (Agreement 1)

Type of agreement:	Australian Master Securities Lending Agreement
Parties to agreement:	(1) UBS AG; and (2) Colonial First State Investments Limited

Can the parties exercise voting rights attaching to the securities?	No
If yes, in what circumstances?	N/A
Date on which the securities were (or are) expected to be delivered to the borrower or its nominee (ie borrow date):	The dates indicated in Annexure B on which securities were borrowed.
Scheduled date (if any) when the securities are expected to be returned to the borrower or its nominee (ie return date):	Any particular day.
Does the borrower have the right to return the securities early? [Yes/No]	Yes
If yes, in which circumstances?	At any time subject to giving notice.
Does the lender have the right to recall the securities early (ie before the scheduled return date)? [Yes/No]	Yes
If yes, in which circumstances?	At any time subject to giving notice.
Are there circumstances in which the borrower will not be required to return the securities on settlement? [Yes/No]	No
If yes, in which circumstances?	N/A