

FORM 603

Corporations Act 2001

Section 671B

Notice of initial substantial holder**To: Company Name/Scheme: AUSTRALIAN PHARMACEUTICAL INDUSTRIES LTD**ACN/ARSN: **000 004 320****1. Details of substantial holder**

Name: Commonwealth Bank of Australia ACN 123 123 124 (CBA) and its related bodies corporate listed in annexure A

The holder became a substantial holder on: **19/05/2016****2. Details of voting power**

The total number of votes attached to all the voting shares in the company or voting interests in the scheme that the substantial holder or an associate had a relevant interest in on the date the substantial holder became a substantial holder are as follows.

Class of securities	Number of securities	Person's votes	Voting power (%)
Fully Paid ordinary shares	23,307,856	23,307,856	4.76

For the Securities (if any) listed below see NOTE 1 at the end of this form

Class of securities	Number of securities	Person's votes	Voting power (%)
Fully Paid ordinary shares	1,421,328	1,421,328	0.29

Class of securities	Number of securities	Person's votes	Voting power (%)
GRAND TOTAL Fully paid ordinary shares	24,729,184	24,729,184	5.05

3. Details of relevant interests

The nature of the relevant interest the substantial holder or an associate had in the following voting securities on the date the substantial holder became a substantial holder are as follows:

Holder of relevant interest	Nature of relevant interest	Class and number of securities
CBA Equities Limited ACN 003 485 952	<p>Relevant interest under paragraph 608(1)(b) and/or 608(1)(c) of the Corporations Act 2001 (Cth), being a relevant interest arising as a result of having the power to control the exercise of the right to vote attached to securities and/or to control the exercise of the power to dispose of securities in a proprietary capacity (including as a result of underwriting activities). In addition, if any OTC derivatives, warrants or other securities (other than ordinary shares or ordinary units (as applicable)) are referred to below in this row, the relevant interest in respect of those securities arises under subsection 608(8) being an accelerated relevant interest held in the same capacity.</p> <p>Nature of relevant interest derived from; ordinary shares 912,987</p>	<p>912,987 Fully paid ordinary shares</p> <p>(including 593,766 borrowed from Merrill Lynch International, see Annexure C)</p>
Avanteos Investments Limited ACN 096 259 979	<p>Relevant interest under paragraph 608(1)(a), 608(1)(b) and 608(1)(c) of the Corporations Act 2001 (Cth), being a relevant interest arising as a result of being the registered holder of the relevant securities in its capacity as a superannuation trustee. In addition, if any OTC derivatives, warrants or other securities (other than ordinary shares or ordinary units (as applicable)) are referred to below in this row, the relevant interest in respect of those securities arises under subsection 608(8) being an accelerated relevant interest held in the same capacity.</p> <p>Nature of relevant interest derived from; ordinary shares 10,500</p>	<p>10,500 Fully paid ordinary shares</p>
Colonial First State Investments Limited (Note 1) ACN 002 348 352	<p>Relevant interest under paragraph 608(1)(b) and/or 608(1)(c) of the Corporations Act 2001 (Cth), being a relevant interest arising from having the residual power to control the exercise of the right to vote attached to securities and/or to control the exercise of the power to dispose of securities in its capacity as a responsible entity of a managed investment scheme (which managed investment scheme is not managed by either Colonial First State Investments Limited or a related body corporate). In addition, if any OTC derivatives, warrants or other securities (other than ordinary shares or ordinary units (as applicable)) are referred to below in this row, the relevant interest in respect of those securities arises under subsection 608(8) being a residual accelerated relevant interest held in the same capacity. Colonial First State Investments Limited has authorised the manager of each such managed investment scheme to exercise the powers referred to in paragraph 608(1)(b) and/or 608(1)(c) of the Corporations Act 2001 (Cth) in relation to those securities managed by the manager to the exclusion of</p>	<p>1,421,328 Fully paid ordinary shares</p> <p>(including 24,504 borrowed from Citigroup Global Markets Limited (Agreement 1), see Annexure C)</p> <p>(including 149,999 borrowed from UBS AG (Agreement 2), see Annexure C)</p>

	<p>Colonial First State Investments Limited except for provisions allowing Colonial First State Investments Limited to terminate the agreement with the manager or to exercise those powers where the agreement is terminated.</p> <p>Nature of relevant interest derived from; ordinary shares 1,421,328</p>	
Realindex Investments Pty Limited ACN 133 312 017	<p>Relevant interest under paragraph 608(1)(b) and/or 608(1)(c) of the Corporations Act 2001 (Cth), being a relevant interest arising from having the power to control the exercise of the right to vote attached to securities and/or to control the exercise of the power to dispose of securities in its capacity as investment manager, as provided for under its investment mandates. In addition, if any OTC derivatives, warrants or other securities (other than ordinary shares or ordinary units (as applicable)) are referred to below in this row, the relevant interest in respect of those securities arises under subsection 608(8) being an accelerated relevant interest held in the same capacity.</p> <p>Nature of relevant interest derived from; ordinary shares 9,591,434</p>	<p>9,591,434 Fully paid ordinary shares</p>
Commonwealth Bank Officers Superannuation Corporation Pty Limited ACN 074 519 798	<p>Relevant interest under paragraph 608(1)(b) and/or 608(1)(c) of the Corporations Act 2001 (Cth), being a relevant interest arising from having the power to control the exercise of the right to vote attached to securities and/or to control the exercise of the power to dispose of securities in its capacity as trustee for the Officers' Superannuation Fund. In addition, if any OTC derivatives, warrants or other securities (other than ordinary shares or ordinary units (as applicable)) are referred to below in this row, the relevant interest in respect of those securities arises under subsection 608(8) being an accelerated relevant interest held in the same capacity.</p> <p>Nature of relevant interest derived from; ordinary shares 99,909</p>	<p>99,909 Fully paid ordinary shares</p>
Colonial First State Asset Management (Australia) Limited ACN 114 194 311	<p>Relevant interest under paragraph 608(1)(b) and/or 608(1)(c) of the Corporations Act 2001 (Cth), being a relevant interest arising from having the power to control the exercise of the right to vote attached to securities and/or to control the exercise of the power to dispose of securities in its capacity as investment manager (as provided for under its investment mandates). In addition, if any OTC derivatives, warrants or other securities (other than ordinary shares or ordinary units (as applicable)) are referred to below in this row, the relevant interest in respect of those securities arises under subsection 608(8) being an accelerated relevant interest held in the same capacity.</p> <p>Nature of relevant interest derived from; ordinary shares 12,693,026</p>	<p>12,693,026 Fully paid ordinary shares</p>

Colonial First State Investments Limited ACN 002 348 352	<p>Relevant interest under paragraph 608(1)(b) and/or 608(1)(c) of the Corporations Act 2001 (Cth), being a relevant interest arising from having the power to control the exercise of the right to vote attached to securities and/or to control the exercise of the power to dispose of securities in its capacity as a responsible entity of a managed investment scheme (which managed investment scheme is managed by Colonial First Statement Investments Limited or a related body corporate). In addition, if any OTC derivatives, warrants or other securities (other than ordinary shares or ordinary units (as applicable)) are referred to below in this row, the relevant interest in respect of those securities arises under subsection 608(8) being an accelerated relevant interest held in the same capacity.</p> <p>Nature of relevant interest derived from; ordinary shares 17,538,525</p>	<p>17,538,525 Fully paid ordinary shares</p> <p>(including 24,504 borrowed from Citigroup Global Markets Limited (Agreement 1), see Annexure C)</p> <p>(including 149,999 borrowed from UBS AG (Agreement 2), see Annexure C)</p>
Sovereign Services Limited ACN 969417	<p>Relevant interest under paragraph 608(1)(c) of the Corporations Act 2001 (Cth), being a relevant interest arising from having the power to control the exercise of the power to dispose of securities in its capacity as investment manager, as provided for under its investment mandates, or in its capacity as the provider of a discretionary investment management service. In addition, if any OTC derivatives, warrants or other securities (other than ordinary shares or ordinary units (as applicable)) are referred to below in this row, the relevant interest in respect of those securities arises under subsection 608(8) being an accelerated relevant interest held in the same capacity.</p> <p>Nature of relevant interest derived from; ordinary shares 22,118</p>	<p>22,118 Fully paid ordinary shares</p>
ASB Group Investments Limited Company Number 533945	<p>Relevant interest under paragraph 608(1)(b) and/or 608(1)(c) of the Corporations Act 2001 (Cth), being a relevant interest arising from having the power to control the exercise of the right to vote attached to securities and/or to control the exercise of the power to dispose of securities in its capacity as investment manager, as provided for under its investment mandates, as a life company holding statutory funds and as the responsible entity or manager of a managed investment scheme. In addition, if any OTC derivatives, warrants or other securities (other than ordinary shares or ordinary units (as applicable)) are referred to below in this row, the relevant interest in respect of those securities arises under subsection 608(8) being an accelerated relevant interest held in the same capacity.</p> <p>Nature of relevant interest derived from; ordinary shares 99,938</p>	<p>99,938 Fully paid ordinary shares</p>
The Colonial Mutual Life Assurance Society Limited ACN 004 021 809	<p>Relevant interest under paragraph 608(1)(a), 608(1)(b) and/or 608(1)(c) of the Corporations Act 2001 (Cth), being a relevant interest arising from holding securities, having the power to control the exercise of the right to vote attached to securities and/or to control the exercise</p>	<p>206,232 Fully paid ordinary shares</p>

	<p>of the power to dispose of securities in a proprietary capacity as a life insurance company. Statutory fund holdings are held by external custodians and voted by the relevant investment manager, so CMLA's relevant interest is qualified accordingly. In addition, if any OTC derivatives, warrants or other securities (other than ordinary shares or ordinary units (as applicable)) are referred to below in this row, the relevant interest in respect of those securities arises under subsection 608(8) being an accelerated relevant interest held in the same capacity.</p> <p>Nature of relevant interest derived from; ordinary shares 206,232</p>	
<p>Colonial First State Asset Management (Australia) Limited ACN 114 194 311</p>	<p>Relevant interest under paragraph 608(1)(b) and/or 608(1)(c) of the Corporations Act 2001 (Cth), being a relevant interest arising from having the power to control the exercise of the right to vote attached to securities and/or to control the exercise of the power to dispose of securities in its capacity as investment manager (as provided for under its investment mandates). In addition, if any OTC derivatives, warrants or other securities (other than ordinary shares or ordinary units (as applicable)) are referred to below in this row, the relevant interest in respect of those securities arises under subsection 608(8) being an accelerated relevant interest held in the same capacity.</p> <p>Nature of relevant interest derived from; ordinary shares 12,364,738</p>	<p>12,364,738 Fully paid ordinary shares</p>

4. Details of present registered holders

The persons registered as holders of the securities referred to in paragraph 3 above are as follows

Holder of relevant interest	Registered holder of securities	Person entitled to be registered as holder	Class and number of securities
CBA Equities Limited ACN 003 485 952	Share Direct Nominees Pty Limited		912,987 Fully paid ordinary shares
Avanteos Investments Limited ACN 096 259 979	Avanteos Investments Limited		10,500 Fully paid ordinary shares
Colonial First State Investments Limited (Note 1) ACN 002 348 352	Northern Trust Company		242,340 Fully paid ordinary shares
Colonial First State Investments Limited (Note 1) ACN 002 348 352	UBS Nominees Pty Ltd		968,677 Fully paid ordinary shares
Colonial First State Investments Limited (Note 1) ACN 002 348 352	Citibank N A Hong Kong		210,311 Fully paid ordinary shares
Realindex Investments Pty Limited ACN 133 312 017	National Bank Nominees Pty Limited		441,660 Fully paid ordinary shares
Realindex Investments Pty Limited ACN 133 312 017	Citibank N A Hong Kong		9,149,774 Fully paid ordinary shares
Commonwealth Bank Officers Superannuation Corporation Pty Limited ACN 074 519 798	Citicorp Nominees Pty Limited (Australia)		99,909 Fully paid ordinary shares
Colonial First State Asset Management (Australia) Limited ACN 114 194 311	Citicorp Nominees Pty Limited (Australia)		8,667,636 Fully paid ordinary shares
Colonial First State Asset Management (Australia) Limited ACN 114 194 311	State Street Global Advisors (Australia) Limited		1,406,205 Fully paid ordinary shares
Colonial First State Asset Management (Australia) Limited ACN 114 194 311	National Bank Nominees Pty Limited		427,406 Fully paid ordinary shares
Colonial First State Asset Management (Australia) Limited ACN 114 194 311	Citibank N A London		1,129,254 Fully paid ordinary shares
Colonial First State Asset Management (Australia) Limited ACN 114 194 311	BNP Paribas Securities		926,391 Fully paid ordinary shares
Colonial First State Asset Management (Australia)	The Bank of New York Mellon Corp		36,196 Fully paid ordinary shares

Limited ACN 114 194 311			
Colonial First State Asset Management (Australia) Limited ACN 114 194 311	Citibank N A Hong Kong		99,938 Fully paid ordinary shares

5. Consideration

The consideration paid for each relevant interest referred to in paragraph 3 above, and acquired in the four months prior to the day that the substantial holder became a substantial holder is as follows:

Holder of relevant interest	Date of acquisition	Consideration-Cash	Consideration-Non-Cash	Class and number of securities
See annexure B to this notice				

6. Associates

The reasons the persons named in paragraph 3 above are associates of the substantial holder are as follows:

Name and ACN/ARSN (if applicable)	Nature of association
ASB Group Investments Limited Company Number 533945	An indirect wholly-owned subsidiary, and therefore related body corporate, of Commonwealth Bank of Australia
Commonwealth Bank Officers Superannuation Corporation Pty Limited ACN 074 519 798	A direct wholly-owned subsidiary, and therefore related body corporate, of Commonwealth Bank of Australia
CBA Equities Limited ACN 003 485 952	An indirect wholly-owned subsidiary, and therefore related body corporate, of Commonwealth Bank of Australia
Colonial First State Asset Management (Australia) Limited ACN 114 194 311	An indirect wholly-owned subsidiary, and therefore related body corporate, of Commonwealth Bank of Australia
Colonial First State Investments Limited ACN 002 348 352	An indirect wholly-owned subsidiary, and therefore related body corporate, of Commonwealth Bank of Australia
Avanteos Investments Limited ACN 096 259 979	An indirect wholly-owned subsidiary, and therefore related body corporate, of Commonwealth Bank of Australia
Realindex Investments Pty Limited ACN 133 312 017	An indirect wholly-owned subsidiary, and therefore related body corporate, of Commonwealth Bank of Australia
Sovereign Services Limited ACN 969417	An indirect wholly-owned subsidiary, and therefore related body corporate, of Commonwealth Bank of Australia
The Colonial Mutual Life Assurance Society Limited ACN 004 021 809	An indirect wholly-owned subsidiary, and therefore related body corporate, of Commonwealth Bank of Australia

7. Addresses

The addresses of persons named in this form are as follows:

Name	Address
ASB Group Investments Limited Company Number 533945	Level 2, ASB North Wharf, 12 Jellicoe Street, Auckland, 1010 , New Zealand
Commonwealth Bank Officers Superannuation Corporation Pty Limited ACN 074 519 798	Level 11 Tower 1, 201 Sussex St Sydney NSW 2001
CBA Equities Limited ACN 003 485 952	Ground Floor Tower 1, 201 Sussex Street, Sydney, NSW, 2000, Australia
Colonial First State Asset Management (Australia) Limited ACN 114 194 311	Ground Floor Tower 1, 201 Sussex Street, Sydney, NSW, 2000, Australia
Colonial First State Investments Limited ACN 002 348 352	Ground Floor Tower 1, 201 Sussex Street, Sydney, NSW, 2000, Australia
Avanteos Investments Limited ACN 096 259 979	Ground Floor Tower 1, 201 Sussex Street, Sydney, NSW, 2000, Australia
Realindex Investments Pty Limited ACN 133 312 017	Ground Floor Tower 1, 201 Sussex Street, Sydney, NSW, 2000, Australia
Sovereign Services Limited ACN 969417	Level 2, ASB North Wharf, 12 Jellicoe Street, Auckland, 1010 , New Zealand
The Colonial Mutual Life Assurance Society Limited ACN 004 021 809	Ground Floor Tower 1, 201 Sussex Street, Sydney, NSW, 2000, Australia

8. Signature

NOTE 1--(This note is relevant to section 2,3,4 and 5)

The relevant interests in these securities:

- a) are/were held by Colonial First State Investments Limited (CFS) as responsible entity of the specified registered managed investment schemes and relate(d) to holdings in connection with the Colonial First State First Choice product range. Decisions to buy/sell those securities and exercise voting rights in relation to those securities are made by managers to whom CFS has outsourced those functions. By instrument dated 29 October 2001 the Australian Securities and Investments Commission ("ASIC") has granted certain relief to CFS and its related bodies corporate for these holdings from the applicable provisions of Chapter 6 of the Corporations Act in relation to the acquisition of or increase in voting power of such securities (the Manager Relief). These managers are not associates of, other than by virtue of an agreement in accordance with the terms of the Manager Relief, the Commonwealth Bank of Australia group; or
- b) are/were held by or for the benefit of specified index funds where the funds have an objective of maintaining a portfolio tracking error less than 0.5% per annum. ASIC has granted certain relief to CFS and its related bodies corporate for these holdings from the applicable provisions of Chapter 6 of the Corporations Act in relation to the acquisition of or increase in voting power of such securities.




Dated the 20 day of May 2016

Carla Collingwood-Company Secretary

Annexure A

This is annexure A referred to in Form 603, Notice of initial substantial holder dated 19/05/2016



Carla Collingwood

Company Secretary

Dated the 20 May 2016

SCHEDULE

AEGIS CORRECTIONAL PARTNERSHIP PTY LTD	CBA A320 6749 PTY LIMITED
AEGIS LIMITED	CBA A320 AIRCRAFT NO1 PTY LTD
AHL HOLDINGS PTY LIMITED	CBA A330 1427 Pty Ltd
ALTONA V6 PTY LIMITED	CBA A330 1453 PTY LIMITED
ASB BANK LIMITED	CBA AIR A320 2714 PTY LIMITED
ASB CAPITAL LIMITED (NZX-ASBPA)	CBA AIR PTY LTD
ASB CAPITAL NO.2 LIMITED (NZX-ASBPB)	CBA ASSET FINANCE (NZ) LIMITED
ASB FINANCE LIMITED	CBA ASSET HOLDINGS (NZ) LIMITED
ASB FUNDING LIMITED	CBA B377 37091 PTY LTD
ASB GROUP (LIFE) LIMITED	CBA B738 39822 PTY LIMITED
ASB GROUP INVESTMENTS LIMITED	CBA CAPITAL AUSTRALIA PTY LIMITED
ASB HOLDINGS LIMITED	CBA CAPITAL HOLDINGS INC.
ASB MANAGEMENT SERVICES LIMITED	CBA CAPITAL TRUST I
ASB NOMINEES LIMITED	CBA CAPITAL TRUST II
ASB SECURITIES LIMITED	CBA CORPORATE SERVICES (NSW) PTY LIMITED
ASKLEPIOS LIMITED	CBA CORPORATE SERVICES (VIC) PTY LIMITED
ASPIRE SCHOOLS FINANCING (QLD) PTY LIMITED	CBA EQUITIES LIMITED
ASPIRE SCHOOLS HOLDINGS (QLD) PTY LIMITED	CBA EUROPE LIMITED
AUSIEX NOMINEES PTY LIMITED	CBA FUNDING (NZ) LIMITED
AUSTRALIAN INVESTMENT EXCHANGE LIMITED	CBA FUNDING HOLDINGS PTY LTD
AVANTEOS INVESTMENTS LIMITED	CBA FUNDING TRUST I
AVANTEOS PTY LTD	CBA INTERNATIONAL FINANCE PTY. LIMITED
BANK OF HANGZHOU CO. LTD	CBA INTERNATIONAL FINANCIAL SERVICES
BANKWEST FOUNDATION LIMITED	LIMITED (formerly known as COMMBANK
BDELTA VESSEL NO 1 PTY LTD	MANAGEMENT CONSULTING (ASIA) COMPANY
BDELTA VESSEL NO 2 PTY LTD	LIMITED)
BDELTA VESSEL NO 3 PTY LTD	CBA INVESTMENTS (NO.4) LIMITED
BDELTA VESSEL NO 4 PTY LTD	CBA IT CO PTY LIMITED
BOCOMMLIFE INSURANCE COMPANY LIMITED	CBA MTE RAIL COMPANY PTY LIMITED
BOND INVESTMENTS NO 1 LIMITED	CBA NZ HOLDING LIMITED
BOND INVESTMENTS UK LIMITED	CBA RAIL & TRAM COMPANY PTY LIMITED
BW FINANCIAL ADVICE LIMITED	CBA REAL ESTATE FUNDING (NZ) LIMITED
BW SECURITISATION MANAGEMENT PTY LTD	CBA SA HOLDINGS PROPRIETARY LIMITED
BWA GROUP SERVICES PTY LTD	CBA SERVICES SINGAPORE PTE LTD
BWA INTELLECTUAL PROPERTY HOLDINGS	CBA SPECIALISED FINANCING PTY LIMITED
LIMITED	CBA STAFF COMMUNITY FUND LIMITED
CAPITAL 121 PTY LIMITED	CBA USD FUNDING LIMITED
CARDS NZ LIMITED	CBA USD INVESTMENTS PTY LIMITED
CBA (EUROPE) FINANCE LTD (IN LIQUIDATION)	CBFC LEASING PTY. LIMITED
CBA A319 4624 PTY LIMITED	CBFC LIMITED
CBA A319 4635 PTY LIMITED	CFS Newham Limited
CBA A320 4077 PTY LTD	CFSPAI EUROPE CO LIMITED (formerly known as
CBA A320 4948 PTY LIMITED	CFSPAI MALTA CO LIMITED)
CBA A320 5156 PTY LIMITED	CFSPAI EUROPE HOLDCO LIMITED (formerly known
CBA A320 5249 PTY LTD	as CFSPAI MALTA HOLDCO LIMITED)
CBA A320 5289 PTY LTD	CHRISTMAS BREAK PTY LTD
CBA A320 5638 PTY LTD	CHULLORA EQUITY INVESTMENT (NO 1) PTY


LIMITED
 CHULLORA EQUITY INVESTMENT (NO 2) PTY
 LIMITED
 CHULLORA EQUITY INVESTMENT (NO 3) PTY
 LIMITED
 CIPL ARARAT PTY LTD
 CIPL SA SCHOOLS PTY LTD
 CISL (HAZELWOOD) PTY. LIMITED
 CM-SOMERTON PTY. LTD.
 CMG ASIA LIFE HOLDINGS LIMITED
 CMG ASIA PTY LTD
 COLLATERAL LEASING PTY LTD
 Colonial (UK) Trustees Limited
 COLONIAL FIRST STATE ASSET MANAGEMENT
 (AUSTRALIA) LIMITED
 COLONIAL FIRST STATE GROUP LIMITED
 COLONIAL FIRST STATE INFRASTRUCTURE
 HOLDINGS LIMITED
 COLONIAL FIRST STATE INFRASTRUCTURE
 MANAGERS (AUSTRALIA) PTY LTD
 Colonial First State Investment Managers (UK) Limited
 COLONIAL FIRST STATE INVESTMENTS (NZ)
 LIMITED (PENDING DEREGISTRATION)
 COLONIAL FIRST STATE INVESTMENTS LIMITED
 COLONIAL FIRST STATE MANAGED
 INFRASTRUCTURE LIMITED
 COLONIAL HOLDING COMPANY LIMITED
 COLONIAL MUTUAL SUPERANNUATION PTY. LTD.
 COLONIAL SERVICES PTY LIMITED
 COMMBANK EUROPE LIMITED
 COMMBANK MANAGEMENT CONSULTING
 (SHANGHAI) COMPANY LIMITED
 COMMFOUNDATION PTY LIMITED
 COMMINTERNATIONAL LIMITED
 COMMONWEALTH AUSTRALIA SECURITIES LLC
 COMMONWEALTH BANK OF AUSTRALIA
 COMMONWEALTH BANK OF AUSTRALIA
 (CHENG'AN) COUNTY BANK CO. LTD.
 COMMONWEALTH BANK OF AUSTRALIA (CIXIAN)
 COUNTY BANK CO. LTD
 COMMONWEALTH BANK OF AUSTRALIA
 (DENG FENG) COUNTY BANK CO. LTD
 COMMONWEALTH BANK OF AUSTRALIA
 (HANDANXIAN) COUNTY BANK CO. LTD.
 COMMONWEALTH BANK OF AUSTRALIA (JIYUAN)
 COUNTY BANK CO. LTD
 COMMONWEALTH BANK OF AUSTRALIA (LANKAO)
 COUNTY BANK CO. LTD
 COMMONWEALTH BANK OF AUSTRALIA
 (LUANCHENG) COUNTY BANK CO. LTD
 COMMONWEALTH BANK OF AUSTRALIA (MIANCHI)
 COUNTY BANK CO. LTD
 COMMONWEALTH BANK OF AUSTRALIA (SHEXIAN)
 COUNTY BANK CO. LTD
 COMMONWEALTH BANK OF AUSTRALIA (UK)
 STAFF BENEFITS SCHEME TRUSTEE COMPANY
 LIMITED
 COMMONWEALTH BANK OF AUSTRALIA (WEIXIAN)
 COUNTY BANK CO. LTD.
 COMMONWEALTH BANK OF AUSTRALIA
 (WENXIAN) COUNTY BANK CO. LTD

COMMONWEALTH BANK OF AUSTRALIA (XINJI)
 COUNTY BANK CO. LTD
 COMMONWEALTH BANK OF AUSTRALIA
 (YICHUAN) COUNTY BANK CO. LTD
 COMMONWEALTH BANK OF AUSTRALIA
 (YONGCHENG) COUNTY BANK CO. LTD
 COMMONWEALTH BANK OF AUSTRALIA
 (YONGNIAN) COUNTY BANK CO. LTD
 COMMONWEALTH BANK OFFICERS
 SUPERANNUATION CORPORATION PTY LIMITED
 Commonwealth Custodial Services Pty Ltd
 COMMONWEALTH DEVELOPMENT BANK OF
 AUSTRALIA PTY LIMITED
 COMMONWEALTH FINANCIAL PLANNING LIMITED
 COMMONWEALTH INSURANCE HOLDINGS LIMITED
 COMMONWEALTH INSURANCE LIMITED
 COMMONWEALTH INVESTMENTS PTY LIMITED
 COMMONWEALTH PRIVATE LIMITED
 COMMONWEALTH SECURITIES LIMITED
 COMMONWEALTH INTERNATIONAL HOLDINGS PTY
 LIMITED
 COMSEC NOMINEES PTY LIMITED
 CORE EQUITY SERVICES NOMINEES PTY LIMITED
 COUNT FINANCIAL LIMITED
 CRYSTAL AVENUE PTY LIMITED
 CTB AUSTRALIA LIMITED
 ELLAS CONTAINER SHIP COMPANY 1 PTY LIMITED
 ELLAS CONTAINER SHIP COMPANY 2 PTY LIMITED
 EMERALD HOLDING COMPANY PTY LIMITED
 EQUIGROUP HOLDINGS PTY LIMITED
 FINANCIAL WISDOM LIMITED
 FINCONNECT (AUSTRALIA) PTY LTD
 FIRST STATE CINDA FUND MANAGEMENT
 COMPANY LIMITED
 First State European Diversified Infrastructure Sarl
 First State Funds Plc
 First State Global Umbrella Fund Public Limited
 Company
 FIRST STATE INFRASTRUCTURE MANAGERS
 (INTERNATIONAL) LIMITED
 First State Infrastructure S.à r.l.
 First State Investment Management (UK) Limited
 FIRST STATE INVESTMENT MANAGERS (ASIA)
 LIMITED
 First State Investment Services (UK) Limited
 FIRST STATE INVESTMENTS (HONG KONG)
 LIMITED
 FIRST STATE INVESTMENTS (JAPAN) LIMITED
 FIRST STATE INVESTMENTS (NZ) LIMITED
 FIRST STATE INVESTMENTS (SINGAPORE)
 First State Investments (UK Holdings) Limited
 First State Investments (UK) Limited
 FIRST STATE INVESTMENTS (US) LLC
 First State Investments Fund Management Sarl
 First State Investments GIP Management Sarl
 FIRST STATE INVESTMENTS HOLDINGS
 (SINGAPORE) LIMITED
 First State Investments ICVC
 First State Investments International Inc
 First State Investments International Limited
 FIRST STATE NOMINEES (HONG KONG) LIMITED

FSIB LTD (formerly known as FIRST STATE INVESTMENTS (BERMUDA) LIMITED)	SAFE NO9 PTY LIMITED
FSIC Limited (formerly known as First State Investments (Cayman) Limited)	SAFE USD HOLDINGS PTY LTD
GT USD FUNDING PTY LIMITED	SBN NOMINEES PTY. LIMITED
HAZELWOOD INVESTMENT COMPANY PTY LIMITED	SECURITISATION ADVISORY SERVICES PTY. LIMITED
HOMEPATH PTY LIMITED	SECURITISATION MANAGEMENT SERVICES LIMITED
INVERLOCH LEASING PTY LIMITED	SECURITY HOLDING INVESTMENT ENTITY LINKING DEALS LIMITED
INVESTMENT CUSTODIAL SERVICES LIMITED	SENBARY PTY LIMITED
INVESTOR SECURITIES PTY LTD (PENDING DEREGISTRATION)	SHARE DIRECT NOMINEES PTY LIMITED
INVESTORWEB.COM. PTY LIMITED	SHARE INVESTMENTS PTY LIMITED
IWL BROKING SOLUTIONS LIMITED	SI Holdings Limited
IWL LIMITED	SIF RAILWAY NO.1 PTY LIMITED (IN LIQUIDATION)
JACQUES MARTIN ADMINISTRATION AND CONSULTING PTY LTD	SIF RAILWAY NO.2 PTY LIMITED (IN LIQUIDATION)
JACQUES MARTIN PTY. LTD.	SOVEREIGN ASSURANCE COMPANY LIMITED
LOFT NO 1 PTY LIMITED	SOVEREIGN SERVICES LIMITED
LOFT NO 2 PTY LIMITED	SOVEREIGN SUPERANNUATION FUNDS LIMITED
LOFT NO.3 PTY LIMITED	SOVEREIGN SUPERANNUATION TRUSTEES LIMITED
MIS FUNDING NO.1 PTY LIMITED	ST ANDREW'S AUSTRALIA PTY LTD
MORTGAGE HOLDING TRUST COMPANY LIMITED	STATE NOMINEES LTD
MTE DEBT VEHICLE PTY LTD	SWAN SECURITISATION FINANCE PTY LIMITED (IN LIQUIDATION)
MTE LESSOR 1 PTY LTD	SWAN SECURITISATION INVESTMENTS PTY LTD (IN LIQUIDATION)
MTE LESSOR 2 PTY LTD	T.W. CUSTODIANS LIMITED
MTE LESSOR 3 PTY LTD	TANKSTREAM RAIL (BY - 1) PTY LIMITED
MTE LESSOR 4 PTY LTD	TANKSTREAM RAIL (BY - 2) PTY LIMITED
MTE LESSOR 5 PTY LTD	TANKSTREAM RAIL (BY - 3) PTY LIMITED
MTE NOMINEE PARTNER PTY LTD	TANKSTREAM RAIL (BY - 4) PTY LIMITED
NETSHARE NOMINEES PTY LTD	TANKSTREAM RAIL (SW - 1) PTY LIMITED
NEWPORT LIMITED	TANKSTREAM RAIL (SW - 2) PTY LIMITED
NEWSHELF 1314 (PTY) LTD	TANKSTREAM RAIL (SW - 3) PTY LIMITED
NEWSHELF 1315 (PTY) LTD	TANKSTREAM RAIL (SW - 4) PTY LIMITED
NIMITZ NOMINEES PTY LIMITED	TANKSTREAM RAIL (VICTORIA) PTY LIMITED
ORE & OVERBURDEN PTY LIMITED	THE COLONIAL MUTUAL LIFE ASSURANCE SOCIETY LIMITED
PREFERRED CAPITAL LIMITED	TOTAL KEEN INVESTMENT LIMITED
PREMIUM ALTERNATIVE INVESTMENTS PTY LIMITED	TYME CAPITAL PROPRIETARY LIMITED
PREMIUM CUSTODY SERVICES PTY LTD	TYME INFIELD PROPRIETARY LIMITED (formerly know as EDGE FIELD MARKETING PROPRIETARY LTD)
PREMIUM PLANTATIONS PTY LIMITED	TYME INTELLECTUAL PROPERTIES PROPRIETARY LIMITED
PREMIUM PLANTATIONS SERVICES PTY LTD	TYME INVESTMENTS PROPRIETARY LIMITED
PT BANK COMMONWEALTH	TYME TECHNICAL SOLUTIONS PROPRIETARY LIMITED
PT COMMONWEALTH LIFE	VATOSCAN PROPRIETARY LIMITED
PT FIRST STATE INVESTMENTS INDONESIA QILU BANK CO. LTD.	VH-VZF PTY LTD
REALINDEX INVESTMENTS PTY LIMITED	VH-VZG PTY LTD
RELIANCE ACHIEVER PTY LIMITED	VH-VZH PTY LTD
RESIDENTIAL MORTGAGE GROUP PTY LTD	VIETNAM INTERNATIONAL BANK (VIETNAM INTERNATIONAL COMMERCIAL JOINT STOCK BANK)
ROCK & RUBBLE (DEBT VEHICLE) PTY LIMITED	VIPRO PTY LIMITED
ROCK & RUBBLE (EXISTING) PTY LIMITED	WESTSIDE PROPERTIES LIMITED
ROCK & RUBBLE (NEW) PTY LIMITED	
SAF MINING NO.2 PTY LIMITED	
SAF Mining No1 Pty Limited	
SAFE NO1 PTY LTD	
SAFE NO17 PTY LIMITED (PENDING DEREGISTRATION)	
SAFE NO2 PTY LTD	
SAFE NO3 PTY LTD	
SAFE NO4 PTY LIMITED	

Annexure B

This is annexure B referred to in Form 603, Notice of initial substantial holder dated **19/05/2016**



Carla Collingwood

Company Secretary

Dated the 20 May 2016

Commonwealth Bank Officers Superannuation Corporation Pty Limited ACN 074 519 798

Holder of relevant interest	Date of acquisition	Consideration Cash	Consideration Non-Cash	Class and number of securities
Commonwealth Bank Officers Superannuation Corporation Pty Limited ACN 074 519 798	Monday, 2 May 2016	196,940.62		99,909 Ordinary shares

CBA Equities Limited ACN 003 485 952

Holder of relevant interest	Date of acquisition	Consideration Cash	Consideration Non-Cash	Class and number of securities
CBA Equities Limited ACN 003 485 952	Monday, 18 January 2016	N/A		566,571 Ordinary shares (borrowed from Barclays Capital Securities Ltd, see Annexure C)
CBA Equities Limited ACN 003 485 952	Tuesday, 19 January 2016	N/A		566,572 Ordinary shares (borrowed from Barclays Capital Securities Ltd, see Annexure C)
CBA Equities Limited ACN 003 485 952	Wednesday, 20 January 2016	N/A		566,572 Ordinary shares (borrowed from Barclays Capital Securities Ltd, see Annexure C)
CBA Equities Limited ACN 003 485 952	Thursday, 21 January 2016	N/A		566,572 Ordinary shares (borrowed from Barclays Capital Securities Ltd, see Annexure C)
CBA Equities Limited ACN 003 485 952	Friday, 22 January 2016	N/A		566,572 Ordinary shares (borrowed from Barclays Capital Securities Ltd, see Annexure C)
CBA Equities Limited ACN 003 485 952	Monday, 25 January 2016	N/A		566,572 Ordinary shares (borrowed from Barclays Capital Securities Ltd, see Annexure C)
CBA Equities Limited	Tuesday, 26 January	N/A		566,572 Ordinary shares (borrowed from Barclays

ACN 003 485 952	2016			Capital Securities Ltd, see Annexure C)
CBA Equities Limited ACN 003 485 952	Wednesday, 27 January 2016	N/A		566,572 Ordinary shares (borrowed from Barclays Capital Securities Ltd, see Annexure C)
CBA Equities Limited ACN 003 485 952	Friday, 29 January 2016	N/A		521,440 Ordinary shares (borrowed from Barclays Capital Securities Ltd, see Annexure C)
CBA Equities Limited ACN 003 485 952	Tuesday, 2 February 2016	N/A		500,046 Ordinary shares (borrowed from Barclays Capital Securities Ltd, see Annexure C)
CBA Equities Limited ACN 003 485 952	Wednesday, 3 February 2016	N/A		500,046 Ordinary shares (borrowed from Barclays Capital Securities Ltd, see Annexure C)
CBA Equities Limited ACN 003 485 952	Thursday, 4 February 2016	N/A		500,046 Ordinary shares (borrowed from Barclays Capital Securities Ltd, see Annexure C)
CBA Equities Limited ACN 003 485 952	Thursday, 4 February 2016	N/A		500,046 Ordinary shares (borrowed from Barclays Capital Securities Ltd, see Annexure C)
CBA Equities Limited ACN 003 485 952	Monday, 14 March 2016	N/A		122,644 Ordinary shares (borrowed from Barclays Capital Securities Ltd, see Annexure C)
CBA Equities Limited ACN 003 485 952	Tuesday, 15 March 2016	N/A		122,644 Ordinary shares (borrowed from Barclays Capital Securities Ltd, see Annexure C)
CBA Equities Limited ACN 003 485 952	Wednesday, 16 March 2016	N/A		122,644 Ordinary shares (borrowed from Barclays Capital Securities Ltd, see Annexure C)
CBA Equities Limited ACN 003 485 952	Friday, 18 March 2016	N/A		122,644 Ordinary shares (borrowed from Barclays Capital Securities Ltd, see Annexure C)
CBA Equities Limited ACN 003 485 952	Monday, 21 March 2016	N/A		122,644 Ordinary shares (borrowed from Barclays Capital Securities Ltd, see Annexure C)

CBA Equities Limited ACN 003 485 952	Tuesday, 22 March 2016	N/A		122,643 Ordinary shares (borrowed from Barclays Capital Securities Ltd, see Annexure C)
CBA Equities Limited ACN 003 485 952	Thursday, 24 March 2016	N/A		8,179 Ordinary shares (borrowed from Barclays Capital Securities Ltd, see Annexure C)
CBA Equities Limited ACN 003 485 952	Friday, 25 March 2016	N/A		8,179 Ordinary shares (borrowed from Barclays Capital Securities Ltd, see Annexure C)
CBA Equities Limited ACN 003 485 952	Monday, 28 March 2016	N/A		8,179 Ordinary shares (borrowed from Barclays Capital Securities Ltd, see Annexure C)
CBA Equities Limited ACN 003 485 952	Tuesday, 29 March 2016	N/A		8,179 Ordinary shares (borrowed from Barclays Capital Securities Ltd, see Annexure C)
CBA Equities Limited ACN 003 485 952	Wednesday, 30 March 2016	N/A		8,179 Ordinary shares (borrowed from Barclays Capital Securities Ltd, see Annexure C)
CBA Equities Limited ACN 003 485 952	Friday, 1 April 2016	N/A		8,179 Ordinary shares (borrowed from Barclays Capital Securities Ltd, see Annexure C)
CBA Equities Limited ACN 003 485 952	Monday, 4 April 2016	N/A		8,179 Ordinary shares (borrowed from Barclays Capital Securities Ltd, see Annexure C)
CBA Equities Limited ACN 003 485 952	Tuesday, 5 April 2016	N/A		8,179 Ordinary shares (borrowed from Barclays Capital Securities Ltd, see Annexure C)
CBA Equities Limited ACN 003 485 952	Wednesday, 6 April 2016	N/A		8,179 Ordinary shares (borrowed from Barclays Capital Securities Ltd, see Annexure C)
CBA Equities Limited ACN 003 485 952	Thursday, 7 April 2016	N/A		8,179 Ordinary shares (borrowed from Barclays Capital Securities Ltd, see Annexure C)
CBA Equities Limited ACN 003 485 952	Friday, 8 April 2016	N/A		1,807 Ordinary shares (borrowed from Barclays Capital Securities Ltd,

				see Annexure C)
CBA Equities Limited ACN 003 485 952	Monday, 11 April 2016	N/A		1,807 Ordinary shares (borrowed from Barclays Capital Securities Ltd, see Annexure C)
CBA Equities Limited ACN 003 485 952	Tuesday, 12 April 2016	N/A		1,807 Ordinary shares (borrowed from Barclays Capital Securities Ltd, see Annexure C)
CBA Equities Limited ACN 003 485 952	Wednesday, 13 April 2016	N/A		1,807 Ordinary shares (borrowed from Barclays Capital Securities Ltd, see Annexure C)
CBA Equities Limited ACN 003 485 952	Thursday, 14 April 2016	N/A		1,807 Ordinary shares (borrowed from Barclays Capital Securities Ltd, see Annexure C)
CBA Equities Limited ACN 003 485 952	Friday, 15 April 2016	N/A		1,807 Ordinary shares (borrowed from Barclays Capital Securities Ltd, see Annexure C)
CBA Equities Limited ACN 003 485 952	Monday, 18 April 2016	N/A		1,807 Ordinary shares (borrowed from Barclays Capital Securities Ltd, see Annexure C)
CBA Equities Limited ACN 003 485 952	Tuesday, 19 April 2016	N/A		1,807 Ordinary shares (borrowed from Barclays Capital Securities Ltd, see Annexure C)
CBA Equities Limited ACN 003 485 952	Thursday, 21 April 2016	N/A		1,807 Ordinary shares (borrowed from Barclays Capital Securities Ltd, see Annexure C)
CBA Equities Limited ACN 003 485 952	Tuesday, 26 April 2016	N/A		1,807 Ordinary shares (borrowed from Barclays Capital Securities Ltd, see Annexure C)
CBA Equities Limited ACN 003 485 952	Wednesday, 27 April 2016	N/A		1,807 Ordinary shares (borrowed from Barclays Capital Securities Ltd, see Annexure C)
CBA Equities Limited ACN 003 485 952	Thursday, 28 April 2016	N/A		138,288 Ordinary shares (borrowed from Barclays Capital Securities Ltd, see Annexure C)
CBA Equities Limited	Friday, 29 April 2016	N/A		77,483 Ordinary shares (borrowed from Barclays

ACN 003 485 952				Capital Securities Ltd, see Annexure C)
CBA Equities Limited ACN 003 485 952	Tuesday, 3 May 2016	N/A		49,963 Ordinary shares (borrowed from Barclays Capital Securities Ltd, see Annexure C)
CBA Equities Limited ACN 003 485 952	Friday, 13 May 2016	N/A		144,877 Ordinary shares (borrowed from Barclays Capital Securities Ltd, see Annexure C)
CBA Equities Limited ACN 003 485 952	Tuesday, 19 January 2016	452.64		246 Ordinary shares
CBA Equities Limited ACN 003 485 952	Tuesday, 19 January 2016	19,633.13		10,499 Ordinary shares
CBA Equities Limited ACN 003 485 952	Wednesday, 20 January 2016	8,650.67		4,565 Ordinary shares
CBA Equities Limited ACN 003 485 952	Thursday, 21 January 2016	59,050.94		30,836 Ordinary shares
CBA Equities Limited ACN 003 485 952	Thursday, 21 January 2016	427.05		223 Ordinary shares
CBA Equities Limited ACN 003 485 952	Friday, 22 January 2016	453.77		233 Ordinary shares
CBA Equities Limited ACN 003 485 952	Friday, 22 January 2016	3,538.61		1,817 Ordinary shares
CBA Equities Limited ACN 003 485 952	Friday, 22 January 2016	769.19		397 Ordinary shares
CBA Equities Limited ACN 003 485 952	Friday, 22 January 2016	689.75		356 Ordinary shares
CBA Equities Limited ACN 003 485 952	Friday, 22 January 2016	79.44		41 Ordinary shares
CBA Equities Limited ACN 003 485 952	Friday, 22 January 2016	261.56		135 Ordinary shares
CBA Equities Limited ACN 003 485 952	Friday, 22 January 2016	593.99		305 Ordinary shares
CBA Equities Limited ACN 003 485 952	Friday, 22 January 2016	239.63		124 Ordinary shares
CBA Equities Limited ACN 003 485 952	Friday, 22 January 2016	952.72		493 Ordinary shares

CBA Equities Limited ACN 003 485 952	Friday, 22 January 2016	10,605.35		5,495 Ordinary shares
CBA Equities Limited ACN 003 485 952	Friday, 22 January 2016	868.50		450 Ordinary shares
CBA Equities Limited ACN 003 485 952	Friday, 22 January 2016	1,335.56		692 Ordinary shares
CBA Equities Limited ACN 003 485 952	Friday, 22 January 2016	7,347.51		3,807 Ordinary shares
CBA Equities Limited ACN 003 485 952	Friday, 22 January 2016	350.69		181 Ordinary shares
CBA Equities Limited ACN 003 485 952	Friday, 22 January 2016	3,316.17		1,716 Ordinary shares
CBA Equities Limited ACN 003 485 952	Friday, 22 January 2016	446.41		231 Ordinary shares
CBA Equities Limited ACN 003 485 952	Friday, 22 January 2016	237.70		123 Ordinary shares
CBA Equities Limited ACN 003 485 952	Friday, 22 January 2016	117.88		61 Ordinary shares
CBA Equities Limited ACN 003 485 952	Friday, 22 January 2016	3.87		2 Ordinary shares
CBA Equities Limited ACN 003 485 952	Friday, 22 January 2016	100.49		52 Ordinary shares
CBA Equities Limited ACN 003 485 952	Friday, 22 January 2016	3.87		2 Ordinary shares
CBA Equities Limited ACN 003 485 952	Friday, 22 January 2016	2,995.38		1,550 Ordinary shares
CBA Equities Limited ACN 003 485 952	Friday, 22 January 2016	3.87		2 Ordinary shares
CBA Equities Limited ACN 003 485 952	Friday, 22 January 2016	736.28		381 Ordinary shares
CBA Equities Limited ACN 003 485 952	Friday, 22 January 2016	25.12		13 Ordinary shares
CBA Equities Limited ACN 003 485 952	Friday, 22 January 2016	3.87		2 Ordinary shares
CBA Equities Limited ACN 003 485 952	Friday, 22 January 2016	1,493.82		773 Ordinary shares
CBA Equities Limited	Friday, 22 January 2016	374.91		194 Ordinary shares

ACN 003 485 952				
CBA Equities Limited ACN 003 485 952	Friday, 22 January 2016	108.22		56 Ordinary shares
CBA Equities Limited ACN 003 485 952	Friday, 22 January 2016	3.87		2 Ordinary shares
CBA Equities Limited ACN 003 485 952	Friday, 22 January 2016	342.05		177 Ordinary shares
CBA Equities Limited ACN 003 485 952	Friday, 22 January 2016	342.05		177 Ordinary shares
CBA Equities Limited ACN 003 485 952	Friday, 22 January 2016	342.05		177 Ordinary shares
CBA Equities Limited ACN 003 485 952	Friday, 22 January 2016	2,464.80		1,264 Ordinary shares
CBA Equities Limited ACN 003 485 952	Friday, 22 January 2016	963.30		494 Ordinary shares
CBA Equities Limited ACN 003 485 952	Monday, 25 January 2016	104.55		51 Ordinary shares
CBA Equities Limited ACN 003 485 952	Monday, 25 January 2016	1,094.70		534 Ordinary shares
CBA Equities Limited ACN 003 485 952	Monday, 25 January 2016	4,343.95		2,119 Ordinary shares
CBA Equities Limited ACN 003 485 952	Monday, 25 January 2016	5,516.55		2,691 Ordinary shares
CBA Equities Limited ACN 003 485 952	Monday, 25 January 2016	878.62		446 Ordinary shares
CBA Equities Limited ACN 003 485 952	Monday, 25 January 2016	2,060.25		1,025 Ordinary shares
CBA Equities Limited ACN 003 485 952	Monday, 25 January 2016	10,836.30		5,286 Ordinary shares
CBA Equities Limited ACN 003 485 952	Monday, 25 January 2016	3,378.40		1,648 Ordinary shares
CBA Equities Limited ACN 003 485 952	Monday, 25 January 2016	762.60		372 Ordinary shares
CBA Equities Limited ACN 003 485 952	Monday, 25 January 2016	34,153.00		16,660 Ordinary shares
CBA Equities Limited ACN 003 485 952	Wednesday, 27 January 2016	197.40		97 Ordinary shares

CBA Equities Limited ACN 003 485 952	Wednesday, 27 January 2016	10,342.80		5,070 Ordinary shares
CBA Equities Limited ACN 003 485 952	Wednesday, 27 January 2016	3,584.28		1,757 Ordinary shares
CBA Equities Limited ACN 003 485 952	Wednesday, 27 January 2016	4,390.08		2,152 Ordinary shares
CBA Equities Limited ACN 003 485 952	Wednesday, 27 January 2016	2.04		1 Ordinary shares
CBA Equities Limited ACN 003 485 952	Wednesday, 27 January 2016	122.10		60 Ordinary shares
CBA Equities Limited ACN 003 485 952	Wednesday, 27 January 2016	2,991.15		1,445 Ordinary shares
CBA Equities Limited ACN 003 485 952	Wednesday, 27 January 2016	36.63		18 Ordinary shares
CBA Equities Limited ACN 003 485 952	Wednesday, 27 January 2016	3,351.13		1,615 Ordinary shares
CBA Equities Limited ACN 003 485 952	Wednesday, 27 January 2016	2.04		1 Ordinary shares
CBA Equities Limited ACN 003 485 952	Wednesday, 27 January 2016	1,194.28		584 Ordinary shares
CBA Equities Limited ACN 003 485 952	Wednesday, 27 January 2016	3,090.00		1,500 Ordinary shares
CBA Equities Limited ACN 003 485 952	Wednesday, 27 January 2016	114.52		56 Ordinary shares
CBA Equities Limited ACN 003 485 952	Wednesday, 27 January 2016	3,144.15		1,530 Ordinary shares
CBA Equities Limited ACN 003 485 952	Wednesday, 27 January 2016	3,064.75		1,495 Ordinary shares
CBA Equities Limited ACN 003 485 952	Thursday, 28 January 2016	18,072.23		8,647 Ordinary shares
CBA Equities Limited ACN 003 485 952	Thursday, 28 January 2016	1,926.98		922 Ordinary shares
CBA Equities Limited ACN 003 485 952	Thursday, 28 January 2016	698.06		334 Ordinary shares
CBA Equities Limited ACN 003 485 952	Thursday, 28 January 2016	4,743.38		2,275 Ordinary shares
CBA Equities Limited	Thursday, 28 January	3,992.78		1,915 Ordinary shares

ACN 003 485 952	2016			
CBA Equities Limited ACN 003 485 952	Thursday, 28 January 2016	4,472.00		2,150 Ordinary shares
CBA Equities Limited ACN 003 485 952	Friday, 29 January 2016	115.23		55 Ordinary shares
CBA Equities Limited ACN 003 485 952	Friday, 29 January 2016	375.01		179 Ordinary shares
CBA Equities Limited ACN 003 485 952	Friday, 29 January 2016	104.75		50 Ordinary shares
CBA Equities Limited ACN 003 485 952	Friday, 29 January 2016	4,047.54		1,932 Ordinary shares
CBA Equities Limited ACN 003 485 952	Friday, 29 January 2016	364.53		174 Ordinary shares
CBA Equities Limited ACN 003 485 952	Friday, 29 January 2016	689.26		329 Ordinary shares
CBA Equities Limited ACN 003 485 952	Friday, 29 January 2016	360.34		172 Ordinary shares
CBA Equities Limited ACN 003 485 952	Friday, 29 January 2016	2,017.49		963 Ordinary shares
CBA Equities Limited ACN 003 485 952	Friday, 29 January 2016	108.94		52 Ordinary shares
CBA Equities Limited ACN 003 485 952	Friday, 29 January 2016	14.67		7 Ordinary shares
CBA Equities Limited ACN 003 485 952	Friday, 29 January 2016	29.33		14 Ordinary shares
CBA Equities Limited ACN 003 485 952	Friday, 29 January 2016	6.29		3 Ordinary shares
CBA Equities Limited ACN 003 485 952	Friday, 29 January 2016	4.19		2 Ordinary shares
CBA Equities Limited ACN 003 485 952	Friday, 29 January 2016	358.25		171 Ordinary shares
CBA Equities Limited ACN 003 485 952	Friday, 29 January 2016	226.26		108 Ordinary shares
CBA Equities Limited ACN 003 485 952	Friday, 29 January 2016	622.22		297 Ordinary shares
CBA Equities Limited ACN 003 485 952	Friday, 29 January 2016	85.90		41 Ordinary shares

CBA Equities Limited ACN 003 485 952	Friday, 29 January 2016	190.65		91 Ordinary shares
CBA Equities Limited ACN 003 485 952	Friday, 29 January 2016	56.57		27 Ordinary shares
CBA Equities Limited ACN 003 485 952	Friday, 29 January 2016	79.61		38 Ordinary shares
CBA Equities Limited ACN 003 485 952	Friday, 29 January 2016	4,418.26		2,114 Ordinary shares
CBA Equities Limited ACN 003 485 952	Friday, 29 January 2016	9,187.64		4,396 Ordinary shares
CBA Equities Limited ACN 003 485 952	Friday, 29 January 2016	6.29		3 Ordinary shares
CBA Equities Limited ACN 003 485 952	Friday, 29 January 2016	2.10		1 Ordinary shares
CBA Equities Limited ACN 003 485 952	Friday, 29 January 2016	297.49		142 Ordinary shares
CBA Equities Limited ACN 003 485 952	Friday, 29 January 2016	2.10		1 Ordinary shares
CBA Equities Limited ACN 003 485 952	Friday, 29 January 2016	331.01		158 Ordinary shares
CBA Equities Limited ACN 003 485 952	Friday, 29 January 2016	20.95		10 Ordinary shares
CBA Equities Limited ACN 003 485 952	Monday, 1 February 2016	20.90		10 Ordinary shares
CBA Equities Limited ACN 003 485 952	Monday, 1 February 2016	4.18		2 Ordinary shares
CBA Equities Limited ACN 003 485 952	Monday, 1 February 2016	62.70		30 Ordinary shares
CBA Equities Limited ACN 003 485 952	Monday, 1 February 2016	31.35		15 Ordinary shares
CBA Equities Limited ACN 003 485 952	Monday, 1 February 2016	1,350.14		646 Ordinary shares
CBA Equities Limited ACN 003 485 952	Monday, 1 February 2016	19,999.21		9,569 Ordinary shares
CBA Equities Limited ACN 003 485 952	Monday, 1 February 2016	1,976.85		955 Ordinary shares
CBA Equities Limited	Monday, 1 February	1,338.65		653 Ordinary shares

ACN 003 485 952	2016			
CBA Equities Limited ACN 003 485 952	Monday, 1 February 2016	117,073.44		56,016 Ordinary shares
CBA Equities Limited ACN 003 485 952	Monday, 1 February 2016	2,066.10		970 Ordinary shares
CBA Equities Limited ACN 003 485 952	Tuesday, 2 February 2016	11,499.84		5,324 Ordinary shares
CBA Equities Limited ACN 003 485 952	Tuesday, 2 February 2016	6,112.80		2,830 Ordinary shares
CBA Equities Limited ACN 003 485 952	Tuesday, 2 February 2016	2,276.64		1,054 Ordinary shares
CBA Equities Limited ACN 003 485 952	Tuesday, 2 February 2016	17.28		8 Ordinary shares
CBA Equities Limited ACN 003 485 952	Tuesday, 2 February 2016	2.16		1 Ordinary shares
CBA Equities Limited ACN 003 485 952	Wednesday, 3 February 2016	619.38		279 Ordinary shares
CBA Equities Limited ACN 003 485 952	Wednesday, 3 February 2016	2,422.02		1,091 Ordinary shares
CBA Equities Limited ACN 003 485 952	Wednesday, 3 February 2016	1,969.00		895 Ordinary shares
CBA Equities Limited ACN 003 485 952	Wednesday, 3 February 2016	86.20		40 Ordinary shares
CBA Equities Limited ACN 003 485 952	Wednesday, 3 February 2016	202.57		94 Ordinary shares
CBA Equities Limited ACN 003 485 952	Wednesday, 3 February 2016	2,030.01		942 Ordinary shares
CBA Equities Limited ACN 003 485 952	Wednesday, 3 February 2016	3,916.20		1,830 Ordinary shares
CBA Equities Limited ACN 003 485 952	Wednesday, 3 February 2016	1,980.90		930 Ordinary shares
CBA Equities Limited ACN 003 485 952	Wednesday, 3 February 2016	1,915.23		923 Ordinary shares
CBA Equities Limited ACN 003 485 952	Wednesday, 3 February 2016	1,433.83		691 Ordinary shares
CBA Equities Limited ACN 003 485 952	Wednesday, 3 February 2016	3,975.80		1,930 Ordinary shares

CBA Equities Limited ACN 003 485 952	Thursday, 4 February 2016	27,496.35		12,789 Ordinary shares
CBA Equities Limited ACN 003 485 952	Thursday, 4 February 2016	1,378.15		641 Ordinary shares
CBA Equities Limited ACN 003 485 952	Thursday, 4 February 2016	10,139.40		4,716 Ordinary shares
CBA Equities Limited ACN 003 485 952	Thursday, 4 February 2016	1,399.65		651 Ordinary shares
CBA Equities Limited ACN 003 485 952	Thursday, 4 February 2016	518.15		241 Ordinary shares
CBA Equities Limited ACN 003 485 952	Thursday, 4 February 2016	113.95		53 Ordinary shares
CBA Equities Limited ACN 003 485 952	Thursday, 4 February 2016	7,275.60		3,384 Ordinary shares
CBA Equities Limited ACN 003 485 952	Thursday, 4 February 2016	3,166.95		1,473 Ordinary shares
CBA Equities Limited ACN 003 485 952	Friday, 5 February 2016	797.65		371 Ordinary shares
CBA Equities Limited ACN 003 485 952	Friday, 5 February 2016	313.90		146 Ordinary shares
CBA Equities Limited ACN 003 485 952	Friday, 5 February 2016	152.65		71 Ordinary shares
CBA Equities Limited ACN 003 485 952	Monday, 8 February 2016	22.83		11 Ordinary shares
CBA Equities Limited ACN 003 485 952	Monday, 8 February 2016	278.05		134 Ordinary shares
CBA Equities Limited ACN 003 485 952	Monday, 8 February 2016	14.53		7 Ordinary shares
CBA Equities Limited ACN 003 485 952	Monday, 8 February 2016	318.78		154 Ordinary shares
CBA Equities Limited ACN 003 485 952	Monday, 8 February 2016	2,223.94		1,054 Ordinary shares
CBA Equities Limited ACN 003 485 952	Monday, 8 February 2016	5,361.51		2,541 Ordinary shares
CBA Equities Limited ACN 003 485 952	Monday, 8 February 2016	1,396.82		662 Ordinary shares
CBA Equities Limited	Monday, 8 February	2,152.20		1,020 Ordinary shares

ACN 003 485 952	2016			
CBA Equities Limited ACN 003 485 952	Monday, 8 February 2016	92.84		44 Ordinary shares
CBA Equities Limited ACN 003 485 952	Monday, 8 February 2016	329.93		159 Ordinary shares
CBA Equities Limited ACN 003 485 952	Monday, 8 February 2016	95.45		46 Ordinary shares
CBA Equities Limited ACN 003 485 952	Monday, 8 February 2016	126.58		61 Ordinary shares
CBA Equities Limited ACN 003 485 952	Monday, 8 February 2016	4,329.72		2,052 Ordinary shares
CBA Equities Limited ACN 003 485 952	Monday, 8 February 2016	2,375.86		1,126 Ordinary shares
CBA Equities Limited ACN 003 485 952	Monday, 8 February 2016	369.35		178 Ordinary shares
CBA Equities Limited ACN 003 485 952	Tuesday, 9 February 2016	297.16		152 Ordinary shares
CBA Equities Limited ACN 003 485 952	Tuesday, 9 February 2016	1,984.88		1,005 Ordinary shares
CBA Equities Limited ACN 003 485 952	Tuesday, 9 February 2016	207.23		106 Ordinary shares
CBA Equities Limited ACN 003 485 952	Tuesday, 9 February 2016	9,758.62		4,831 Ordinary shares
CBA Equities Limited ACN 003 485 952	Tuesday, 9 February 2016	752.68		385 Ordinary shares
CBA Equities Limited ACN 003 485 952	Tuesday, 9 February 2016	387.09		198 Ordinary shares
CBA Equities Limited ACN 003 485 952	Tuesday, 9 February 2016	56.48		29 Ordinary shares
CBA Equities Limited ACN 003 485 952	Tuesday, 9 February 2016	340.17		174 Ordinary shares
CBA Equities Limited ACN 003 485 952	Wednesday, 10 February 2016	1,396.98		702 Ordinary shares
CBA Equities Limited ACN 003 485 952	Wednesday, 10 February 2016	1,197.30		614 Ordinary shares
CBA Equities Limited ACN 003 485 952	Thursday, 11 February 2016	1,987.20		1,035 Ordinary shares

CBA Equities Limited ACN 003 485 952	Monday, 15 February 2016	2,694.96		1,368 Ordinary shares
CBA Equities Limited ACN 003 485 952	Monday, 15 February 2016	230.49		117 Ordinary shares
CBA Equities Limited ACN 003 485 952	Monday, 15 February 2016	9,586.02		4,866 Ordinary shares
CBA Equities Limited ACN 003 485 952	Monday, 15 February 2016	2,025.16		1,028 Ordinary shares
CBA Equities Limited ACN 003 485 952	Monday, 15 February 2016	1,384.91		703 Ordinary shares
CBA Equities Limited ACN 003 485 952	Monday, 15 February 2016	4,334.00		2,200 Ordinary shares
CBA Equities Limited ACN 003 485 952	Monday, 15 February 2016	1.97		1 Ordinary shares
CBA Equities Limited ACN 003 485 952	Monday, 15 February 2016	3.92		2 Ordinary shares
CBA Equities Limited ACN 003 485 952	Monday, 15 February 2016	196.25		100 Ordinary shares
CBA Equities Limited ACN 003 485 952	Monday, 15 February 2016	249.24		127 Ordinary shares
CBA Equities Limited ACN 003 485 952	Monday, 15 February 2016	1.96		1 Ordinary shares
CBA Equities Limited ACN 003 485 952	Monday, 15 February 2016	341.47		174 Ordinary shares
CBA Equities Limited ACN 003 485 952	Monday, 15 February 2016	5.89		3 Ordinary shares
CBA Equities Limited ACN 003 485 952	Monday, 15 February 2016	3.92		2 Ordinary shares
CBA Equities Limited ACN 003 485 952	Monday, 15 February 2016	329.70		168 Ordinary shares
CBA Equities Limited ACN 003 485 952	Monday, 15 February 2016	7.85		4 Ordinary shares
CBA Equities Limited ACN 003 485 952	Monday, 15 February 2016	9.81		5 Ordinary shares
CBA Equities Limited ACN 003 485 952	Monday, 15 February 2016	200.17		102 Ordinary shares
CBA Equities Limited	Monday, 15 February	2,646.54		1,352 Ordinary shares

ACN 003 485 952	2016			
CBA Equities Limited ACN 003 485 952	Monday, 15 February 2016	197.71		101 Ordinary shares
CBA Equities Limited ACN 003 485 952	Monday, 15 February 2016	1,726.01		884 Ordinary shares
CBA Equities Limited ACN 003 485 952	Monday, 15 February 2016	17.57		9 Ordinary shares
CBA Equities Limited ACN 003 485 952	Monday, 15 February 2016	17.57		9 Ordinary shares
CBA Equities Limited ACN 003 485 952	Monday, 15 February 2016	609.18		312 Ordinary shares
CBA Equities Limited ACN 003 485 952	Monday, 15 February 2016	185.49		95 Ordinary shares
CBA Equities Limited ACN 003 485 952	Monday, 15 February 2016	1,214.45		622 Ordinary shares
CBA Equities Limited ACN 003 485 952	Monday, 15 February 2016	150.34		77 Ordinary shares
CBA Equities Limited ACN 003 485 952	Monday, 15 February 2016	66.38		34 Ordinary shares
CBA Equities Limited ACN 003 485 952	Monday, 15 February 2016	66.38		34 Ordinary shares
CBA Equities Limited ACN 003 485 952	Monday, 15 February 2016	691.18		354 Ordinary shares
CBA Equities Limited ACN 003 485 952	Monday, 15 February 2016	33.19		17 Ordinary shares
CBA Equities Limited ACN 003 485 952	Monday, 15 February 2016	25.38		13 Ordinary shares
CBA Equities Limited ACN 003 485 952	Monday, 15 February 2016	50.77		26 Ordinary shares
CBA Equities Limited ACN 003 485 952	Tuesday, 16 February 2016	1,093.35		555 Ordinary shares
CBA Equities Limited ACN 003 485 952	Tuesday, 16 February 2016	17,521.18		8,894 Ordinary shares
CBA Equities Limited ACN 003 485 952	Tuesday, 16 February 2016	1,174.12		596 Ordinary shares
CBA Equities Limited ACN 003 485 952	Tuesday, 16 February 2016	364.45		185 Ordinary shares

CBA Equities Limited ACN 003 485 952	Tuesday, 16 February 2016	1,959.20		992 Ordinary shares
CBA Equities Limited ACN 003 485 952	Tuesday, 16 February 2016	25.87		13 Ordinary shares
CBA Equities Limited ACN 003 485 952	Tuesday, 16 February 2016	6,430.00		3,215 Ordinary shares
CBA Equities Limited ACN 003 485 952	Tuesday, 16 February 2016	2.00		1 Ordinary shares
CBA Equities Limited ACN 003 485 952	Tuesday, 16 February 2016	17.98		9 Ordinary shares
CBA Equities Limited ACN 003 485 952	Wednesday, 17 February 2016	3,432.73		1,691 Ordinary shares
CBA Equities Limited ACN 003 485 952	Wednesday, 17 February 2016	487.20		240 Ordinary shares
CBA Equities Limited ACN 003 485 952	Wednesday, 17 February 2016	1,916.32		944 Ordinary shares
CBA Equities Limited ACN 003 485 952	Wednesday, 17 February 2016	14,362.25		7,075 Ordinary shares
CBA Equities Limited ACN 003 485 952	Thursday, 18 February 2016	404.01		201 Ordinary shares
CBA Equities Limited ACN 003 485 952	Thursday, 18 February 2016	2.01		1 Ordinary shares
CBA Equities Limited ACN 003 485 952	Thursday, 18 February 2016	140.35		70 Ordinary shares
CBA Equities Limited ACN 003 485 952	Thursday, 18 February 2016	98.24		49 Ordinary shares
CBA Equities Limited ACN 003 485 952	Thursday, 18 February 2016	42.10		21 Ordinary shares
CBA Equities Limited ACN 003 485 952	Thursday, 18 February 2016	140.35		70 Ordinary shares
CBA Equities Limited ACN 003 485 952	Thursday, 18 February 2016	1,428.64		709 Ordinary shares
CBA Equities Limited ACN 003 485 952	Thursday, 18 February 2016	3,060.30		1,515 Ordinary shares
CBA Equities Limited ACN 003 485 952	Thursday, 18 February 2016	1,326.38		655 Ordinary shares
CBA Equities Limited	Thursday, 18 February	1,132.93		554 Ordinary shares

ACN 003 485 952	2016			
CBA Equities Limited ACN 003 485 952	Thursday, 18 February 2016	2,417.19		1,182 Ordinary shares
CBA Equities Limited ACN 003 485 952	Thursday, 18 February 2016	1,713.71		838 Ordinary shares
CBA Equities Limited ACN 003 485 952	Thursday, 18 February 2016	253.58		124 Ordinary shares
CBA Equities Limited ACN 003 485 952	Thursday, 18 February 2016	249.49		122 Ordinary shares
CBA Equities Limited ACN 003 485 952	Thursday, 18 February 2016	860.94		421 Ordinary shares
CBA Equities Limited ACN 003 485 952	Thursday, 18 February 2016	2.04		1 Ordinary shares
CBA Equities Limited ACN 003 485 952	Thursday, 18 February 2016	605.32		296 Ordinary shares
CBA Equities Limited ACN 003 485 952	Thursday, 18 February 2016	20.45		10 Ordinary shares
CBA Equities Limited ACN 003 485 952	Thursday, 18 February 2016	2,386.51		1,167 Ordinary shares
CBA Equities Limited ACN 003 485 952	Thursday, 18 February 2016	16.36		8 Ordinary shares
CBA Equities Limited ACN 003 485 952	Thursday, 18 February 2016	488.76		239 Ordinary shares
CBA Equities Limited ACN 003 485 952	Thursday, 18 February 2016	472.39		231 Ordinary shares
CBA Equities Limited ACN 003 485 952	Thursday, 18 February 2016	357.88		175 Ordinary shares
CBA Equities Limited ACN 003 485 952	Thursday, 18 February 2016	3,599.80		1,756 Ordinary shares
CBA Equities Limited ACN 003 485 952	Thursday, 18 February 2016	60,458.60		29,492 Ordinary shares
CBA Equities Limited ACN 003 485 952	Thursday, 18 February 2016	1,289.45		629 Ordinary shares
CBA Equities Limited ACN 003 485 952	Thursday, 18 February 2016	73.62		36 Ordinary shares
CBA Equities Limited ACN 003 485 952	Thursday, 18 February 2016	1,170.45		578 Ordinary shares

CBA Equities Limited ACN 003 485 952	Thursday, 18 February 2016	66.83		33 Ordinary shares
CBA Equities Limited ACN 003 485 952	Thursday, 18 February 2016	2.02		1 Ordinary shares
CBA Equities Limited ACN 003 485 952	Thursday, 18 February 2016	504.22		249 Ordinary shares
CBA Equities Limited ACN 003 485 952	Thursday, 18 February 2016	1,445.85		714 Ordinary shares
CBA Equities Limited ACN 003 485 952	Thursday, 18 February 2016	333.33		163 Ordinary shares
CBA Equities Limited ACN 003 485 952	Thursday, 18 February 2016	1,113.75		550 Ordinary shares
CBA Equities Limited ACN 003 485 952	Thursday, 18 February 2016	20.25		10 Ordinary shares
CBA Equities Limited ACN 003 485 952	Thursday, 18 February 2016	1,166.40		576 Ordinary shares
CBA Equities Limited ACN 003 485 952	Thursday, 18 February 2016	613.57		303 Ordinary shares
CBA Equities Limited ACN 003 485 952	Thursday, 18 February 2016	1,940.68		956 Ordinary shares
CBA Equities Limited ACN 003 485 952	Thursday, 18 February 2016	1,175.37		579 Ordinary shares
CBA Equities Limited ACN 003 485 952	Thursday, 18 February 2016	16,697.25		8,145 Ordinary shares
CBA Equities Limited ACN 003 485 952	Thursday, 18 February 2016	12.33		6 Ordinary shares
CBA Equities Limited ACN 003 485 952	Thursday, 18 February 2016	3,974.37		1,934 Ordinary shares
CBA Equities Limited ACN 003 485 952	Thursday, 18 February 2016	32.72		16 Ordinary shares
CBA Equities Limited ACN 003 485 952	Thursday, 18 February 2016	2,840.51		1,389 Ordinary shares
CBA Equities Limited ACN 003 485 952	Thursday, 18 February 2016	703.48		344 Ordinary shares
CBA Equities Limited ACN 003 485 952	Thursday, 18 February 2016	1,797.55		879 Ordinary shares
CBA Equities Limited	Friday, 19 February	7,356.84		3,642 Ordinary shares

ACN 003 485 952	2016			
CBA Equities Limited ACN 003 485 952	Tuesday, 23 February 2016	1,989.90		1,005 Ordinary shares
CBA Equities Limited ACN 003 485 952	Tuesday, 23 February 2016	1,012.35		510 Ordinary shares
CBA Equities Limited ACN 003 485 952	Tuesday, 23 February 2016	1,985.03		995 Ordinary shares
CBA Equities Limited ACN 003 485 952	Wednesday, 24 February 2016	1,969.83		1,045 Ordinary shares
CBA Equities Limited ACN 003 485 952	Wednesday, 24 February 2016	1,924.58		1,005 Ordinary shares
CBA Equities Limited ACN 003 485 952	Wednesday, 24 February 2016	38.00		20 Ordinary shares
CBA Equities Limited ACN 003 485 952	Wednesday, 24 February 2016	1,938.00		1,020 Ordinary shares
CBA Equities Limited ACN 003 485 952	Wednesday, 24 February 2016	3,987.56		2,085 Ordinary shares
CBA Equities Limited ACN 003 485 952	Wednesday, 24 February 2016	8,567.27		4,439 Ordinary shares
CBA Equities Limited ACN 003 485 952	Wednesday, 24 February 2016	5,018.00		2,600 Ordinary shares
CBA Equities Limited ACN 003 485 952	Wednesday, 24 February 2016	5,018.00		2,600 Ordinary shares
CBA Equities Limited ACN 003 485 952	Wednesday, 24 February 2016	793.23		411 Ordinary shares
CBA Equities Limited ACN 003 485 952	Thursday, 25 February 2016	1,681.37		878 Ordinary shares
CBA Equities Limited ACN 003 485 952	Thursday, 25 February 2016	20,000.26		10,444 Ordinary shares
CBA Equities Limited ACN 003 485 952	Thursday, 25 February 2016	1,965.60		1,040 Ordinary shares
CBA Equities Limited ACN 003 485 952	Thursday, 25 February 2016	28.61		15 Ordinary shares
CBA Equities Limited ACN 003 485 952	Thursday, 25 February 2016	28.61		15 Ordinary shares
CBA Equities Limited ACN 003 485 952	Thursday, 25 February 2016	3,995.10		2,070 Ordinary shares

CBA Equities Limited ACN 003 485 952	Thursday, 25 February 2016	808.13		422 Ordinary shares
CBA Equities Limited ACN 003 485 952	Thursday, 25 February 2016	28.61		15 Ordinary shares
CBA Equities Limited ACN 003 485 952	Thursday, 25 February 2016	2,493.10		1,307 Ordinary shares
CBA Equities Limited ACN 003 485 952	Thursday, 25 February 2016	1,386.75		727 Ordinary shares
CBA Equities Limited ACN 003 485 952	Thursday, 25 February 2016	28.61		15 Ordinary shares
CBA Equities Limited ACN 003 485 952	Thursday, 25 February 2016	28.61		15 Ordinary shares
CBA Equities Limited ACN 003 485 952	Thursday, 25 February 2016	1.91		1 Ordinary shares
CBA Equities Limited ACN 003 485 952	Thursday, 25 February 2016	1,396.29		732 Ordinary shares
CBA Equities Limited ACN 003 485 952	Thursday, 25 February 2016	28.61		15 Ordinary shares
CBA Equities Limited ACN 003 485 952	Thursday, 25 February 2016	28.61		15 Ordinary shares
CBA Equities Limited ACN 003 485 952	Thursday, 25 February 2016	28.61		15 Ordinary shares
CBA Equities Limited ACN 003 485 952	Thursday, 25 February 2016	4,001.55		2,060 Ordinary shares
CBA Equities Limited ACN 003 485 952	Thursday, 25 February 2016	3.81		2 Ordinary shares
CBA Equities Limited ACN 003 485 952	Thursday, 25 February 2016	28.61		15 Ordinary shares
CBA Equities Limited ACN 003 485 952	Thursday, 25 February 2016	28.61		15 Ordinary shares
CBA Equities Limited ACN 003 485 952	Thursday, 25 February 2016	28.61		15 Ordinary shares
CBA Equities Limited ACN 003 485 952	Thursday, 25 February 2016	28.61		15 Ordinary shares
CBA Equities Limited ACN 003 485 952	Thursday, 25 February 2016	1,026.23		538 Ordinary shares
CBA Equities Limited	Thursday, 25 February	379.59		199 Ordinary shares

ACN 003 485 952	2016			
CBA Equities Limited ACN 003 485 952	Thursday, 25 February 2016	841.21		441 Ordinary shares
CBA Equities Limited ACN 003 485 952	Thursday, 25 February 2016	1,083.46		568 Ordinary shares
CBA Equities Limited ACN 003 485 952	Thursday, 25 February 2016	26.70		14 Ordinary shares
CBA Equities Limited ACN 003 485 952	Thursday, 25 February 2016	1,178.84		618 Ordinary shares
CBA Equities Limited ACN 003 485 952	Thursday, 25 February 2016	961.38		504 Ordinary shares
CBA Equities Limited ACN 003 485 952	Thursday, 25 February 2016	110.64		58 Ordinary shares
CBA Equities Limited ACN 003 485 952	Thursday, 25 February 2016	730.57		383 Ordinary shares
CBA Equities Limited ACN 003 485 952	Thursday, 25 February 2016	1,859.81		975 Ordinary shares
CBA Equities Limited ACN 003 485 952	Thursday, 25 February 2016	3,991.90		2,090 Ordinary shares
CBA Equities Limited ACN 003 485 952	Friday, 26 February 2016	4,910.61		2,571 Ordinary shares
CBA Equities Limited ACN 003 485 952	Friday, 26 February 2016	1,146.00		600 Ordinary shares
CBA Equities Limited ACN 003 485 952	Friday, 26 February 2016	1,146.00		600 Ordinary shares
CBA Equities Limited ACN 003 485 952	Monday, 29 February 2016	6,274.57		3,226 Ordinary shares
CBA Equities Limited ACN 003 485 952	Monday, 29 February 2016	5,014.90		2,585 Ordinary shares
CBA Equities Limited ACN 003 485 952	Monday, 29 February 2016	270.01		139 Ordinary shares
CBA Equities Limited ACN 003 485 952	Monday, 29 February 2016	264.18		136 Ordinary shares
CBA Equities Limited ACN 003 485 952	Monday, 29 February 2016	264.18		136 Ordinary shares
CBA Equities Limited ACN 003 485 952	Monday, 29 February 2016	264.18		136 Ordinary shares

CBA Equities Limited ACN 003 485 952	Monday, 29 February 2016	660.45		340 Ordinary shares
CBA Equities Limited ACN 003 485 952	Monday, 29 February 2016	202.54		104 Ordinary shares
CBA Equities Limited ACN 003 485 952	Monday, 29 February 2016	23.37		12 Ordinary shares
CBA Equities Limited ACN 003 485 952	Monday, 29 February 2016	210.33		108 Ordinary shares
CBA Equities Limited ACN 003 485 952	Monday, 29 February 2016	383.66		197 Ordinary shares
CBA Equities Limited ACN 003 485 952	Monday, 29 February 2016	543.35		279 Ordinary shares
CBA Equities Limited ACN 003 485 952	Monday, 29 February 2016	19,893.06		10,638 Ordinary shares
CBA Equities Limited ACN 003 485 952	Monday, 29 February 2016	1,482.09		778 Ordinary shares
CBA Equities Limited ACN 003 485 952	Monday, 29 February 2016	1,537.34		807 Ordinary shares
CBA Equities Limited ACN 003 485 952	Monday, 29 February 2016	4,017.00		2,060 Ordinary shares
CBA Equities Limited ACN 003 485 952	Tuesday, 1 March 2016	1,268.76		654 Ordinary shares
CBA Equities Limited ACN 003 485 952	Tuesday, 1 March 2016	616.92		318 Ordinary shares
CBA Equities Limited ACN 003 485 952	Tuesday, 1 March 2016	1,361.88		702 Ordinary shares
CBA Equities Limited ACN 003 485 952	Tuesday, 1 March 2016	731.38		377 Ordinary shares
CBA Equities Limited ACN 003 485 952	Tuesday, 1 March 2016	6,621.22		3,413 Ordinary shares
CBA Equities Limited ACN 003 485 952	Tuesday, 1 March 2016	285.18		147 Ordinary shares
CBA Equities Limited ACN 003 485 952	Tuesday, 1 March 2016	2,042.82		1,053 Ordinary shares
CBA Equities Limited ACN 003 485 952	Tuesday, 1 March 2016	2,002.08		1,032 Ordinary shares
CBA Equities Limited	Tuesday, 1 March 2016	5,016.84		2,586 Ordinary shares

ACN 003 485 952				
CBA Equities Limited ACN 003 485 952	Tuesday, 1 March 2016	1.94		1 Ordinary shares
CBA Equities Limited ACN 003 485 952	Tuesday, 1 March 2016	29,586.06		15,654 Ordinary shares
CBA Equities Limited ACN 003 485 952	Tuesday, 1 March 2016	1,899.68		992 Ordinary shares
CBA Equities Limited ACN 003 485 952	Tuesday, 1 March 2016	1,913.82		1,002 Ordinary shares
CBA Equities Limited ACN 003 485 952	Tuesday, 1 March 2016	173.81		91 Ordinary shares
CBA Equities Limited ACN 003 485 952	Tuesday, 1 March 2016	3,990.97		2,095 Ordinary shares
CBA Equities Limited ACN 003 485 952	Tuesday, 1 March 2016	198.38		104 Ordinary shares
CBA Equities Limited ACN 003 485 952	Tuesday, 1 March 2016	482.60		253 Ordinary shares
CBA Equities Limited ACN 003 485 952	Tuesday, 1 March 2016	482.60		253 Ordinary shares
CBA Equities Limited ACN 003 485 952	Tuesday, 1 March 2016	482.60		253 Ordinary shares
CBA Equities Limited ACN 003 485 952	Tuesday, 1 March 2016	51.50		27 Ordinary shares
CBA Equities Limited ACN 003 485 952	Tuesday, 1 March 2016	3,910.41		2,069 Ordinary shares
CBA Equities Limited ACN 003 485 952	Tuesday, 1 March 2016	68.04		36 Ordinary shares
CBA Equities Limited ACN 003 485 952	Wednesday, 2 March 2016	344.81		181 Ordinary shares
CBA Equities Limited ACN 003 485 952	Wednesday, 2 March 2016	5.71		3 Ordinary shares
CBA Equities Limited ACN 003 485 952	Wednesday, 2 March 2016	2,114.55		1,110 Ordinary shares
CBA Equities Limited ACN 003 485 952	Wednesday, 2 March 2016	3,046.10		1,599 Ordinary shares
CBA Equities Limited ACN 003 485 952	Wednesday, 2 March 2016	3,543.30		1,860 Ordinary shares

CBA Equities Limited ACN 003 485 952	Wednesday, 2 March 2016	952.50		500 Ordinary shares
CBA Equities Limited ACN 003 485 952	Wednesday, 2 March 2016	1,169.36		627 Ordinary shares
CBA Equities Limited ACN 003 485 952	Wednesday, 2 March 2016	779.57		418 Ordinary shares
CBA Equities Limited ACN 003 485 952	Wednesday, 2 March 2016	130.82		71 Ordinary shares
CBA Equities Limited ACN 003 485 952	Wednesday, 2 March 2016	1,029.96		559 Ordinary shares
CBA Equities Limited ACN 003 485 952	Wednesday, 2 March 2016	3,650.66		1,976 Ordinary shares
CBA Equities Limited ACN 003 485 952	Wednesday, 2 March 2016	3,985.20		2,160 Ordinary shares
CBA Equities Limited ACN 003 485 952	Wednesday, 2 March 2016	530.64		288 Ordinary shares
CBA Equities Limited ACN 003 485 952	Wednesday, 2 March 2016	138.19		75 Ordinary shares
CBA Equities Limited ACN 003 485 952	Wednesday, 2 March 2016	2,317.87		1,258 Ordinary shares
CBA Equities Limited ACN 003 485 952	Wednesday, 2 March 2016	93.97		51 Ordinary shares
CBA Equities Limited ACN 003 485 952	Wednesday, 2 March 2016	9,525.00		5,000 Ordinary shares
CBA Equities Limited ACN 003 485 952	Wednesday, 2 March 2016	626.75		329 Ordinary shares
CBA Equities Limited ACN 003 485 952	Wednesday, 2 March 2016	6,021.75		3,255 Ordinary shares
CBA Equities Limited ACN 003 485 952	Wednesday, 2 March 2016	1,995.30		1,080 Ordinary shares
CBA Equities Limited ACN 003 485 952	Thursday, 3 March 2016	1,983.80		1,090 Ordinary shares
CBA Equities Limited ACN 003 485 952	Thursday, 3 March 2016	1,976.40		1,080 Ordinary shares
CBA Equities Limited ACN 003 485 952	Thursday, 3 March 2016	5,309.50		2,870 Ordinary shares
CBA Equities Limited	Thursday, 3 March 2016	14,744.50		7,970 Ordinary shares

ACN 003 485 952				
CBA Equities Limited ACN 003 485 952	Thursday, 3 March 2016	3,987.63		2,185 Ordinary shares
CBA Equities Limited ACN 003 485 952	Thursday, 3 March 2016	1,849.43		1,012 Ordinary shares
CBA Equities Limited ACN 003 485 952	Friday, 4 March 2016	1,948.95		1,065 Ordinary shares
CBA Equities Limited ACN 003 485 952	Friday, 4 March 2016	3,524.95		1,885 Ordinary shares
CBA Equities Limited ACN 003 485 952	Friday, 4 March 2016	4,114.00		2,200 Ordinary shares
CBA Equities Limited ACN 003 485 952	Friday, 4 March 2016	11,451.88		6,124 Ordinary shares
CBA Equities Limited ACN 003 485 952	Friday, 4 March 2016	9.35		5 Ordinary shares
CBA Equities Limited ACN 003 485 952	Friday, 4 March 2016	899.47		481 Ordinary shares
CBA Equities Limited ACN 003 485 952	Monday, 7 March 2016	1,339.52		736 Ordinary shares
CBA Equities Limited ACN 003 485 952	Monday, 7 March 2016	25.48		14 Ordinary shares
CBA Equities Limited ACN 003 485 952	Monday, 7 March 2016	1,654.38		909 Ordinary shares
CBA Equities Limited ACN 003 485 952	Monday, 7 March 2016	5,787.60		3,180 Ordinary shares
CBA Equities Limited ACN 003 485 952	Monday, 7 March 2016	4,211.48		2,314 Ordinary shares
CBA Equities Limited ACN 003 485 952	Monday, 7 March 2016	1,616.16		888 Ordinary shares
CBA Equities Limited ACN 003 485 952	Monday, 7 March 2016	3,590.86		1,973 Ordinary shares
CBA Equities Limited ACN 003 485 952	Monday, 7 March 2016	1,763.58		969 Ordinary shares
CBA Equities Limited ACN 003 485 952	Monday, 7 March 2016	10.92		6 Ordinary shares
CBA Equities Limited ACN 003 485 952	Monday, 7 March 2016	119.54		69 Ordinary shares

CBA Equities Limited ACN 003 485 952	Tuesday, 8 March 2016	15,487.05		8,978 Ordinary shares
CBA Equities Limited ACN 003 485 952	Tuesday, 8 March 2016	1,892.33		1,097 Ordinary shares
CBA Equities Limited ACN 003 485 952	Tuesday, 8 March 2016	4,623.00		2,680 Ordinary shares
CBA Equities Limited ACN 003 485 952	Tuesday, 8 March 2016	30,246.15		17,534 Ordinary shares
CBA Equities Limited ACN 003 485 952	Tuesday, 8 March 2016	351.90		204 Ordinary shares
CBA Equities Limited ACN 003 485 952	Tuesday, 8 March 2016	14,483.10		8,396 Ordinary shares
CBA Equities Limited ACN 003 485 952	Wednesday, 9 March 2016	2,981.80		1,754 Ordinary shares
CBA Equities Limited ACN 003 485 952	Friday, 11 March 2016	3,683.55		2,087 Ordinary shares
CBA Equities Limited ACN 003 485 952	Friday, 11 March 2016	1,876.19		1,063 Ordinary shares
CBA Equities Limited ACN 003 485 952	Friday, 11 March 2016	1,302.57		738 Ordinary shares
CBA Equities Limited ACN 003 485 952	Friday, 11 March 2016	4,839.63		2,742 Ordinary shares
CBA Equities Limited ACN 003 485 952	Friday, 11 March 2016	10,738.26		6,084 Ordinary shares
CBA Equities Limited ACN 003 485 952	Friday, 11 March 2016	397.13		225 Ordinary shares
CBA Equities Limited ACN 003 485 952	Friday, 11 March 2016	11,894.33		6,739 Ordinary shares
CBA Equities Limited ACN 003 485 952	Friday, 11 March 2016	16,744.56		9,487 Ordinary shares
CBA Equities Limited ACN 003 485 952	Friday, 11 March 2016	536.56		304 Ordinary shares
CBA Equities Limited ACN 003 485 952	Friday, 11 March 2016	1,154.31		654 Ordinary shares
CBA Equities Limited ACN 003 485 952	Friday, 11 March 2016	9,287.43		5,262 Ordinary shares
CBA Equities Limited	Tuesday, 15 March	14,891.01		8,319 Ordinary shares

ACN 003 485 952	2016			
CBA Equities Limited ACN 003 485 952	Tuesday, 15 March 2016	10,482.24		5,856 Ordinary shares
CBA Equities Limited ACN 003 485 952	Tuesday, 15 March 2016	2,250.03		1,257 Ordinary shares
CBA Equities Limited ACN 003 485 952	Tuesday, 15 March 2016	3,909.36		2,184 Ordinary shares
CBA Equities Limited ACN 003 485 952	Tuesday, 15 March 2016	18,394.04		10,276 Ordinary shares
CBA Equities Limited ACN 003 485 952	Wednesday, 16 March 2016	14,485.28		8,115 Ordinary shares
CBA Equities Limited ACN 003 485 952	Thursday, 17 March 2016	1,619.09		902 Ordinary shares
CBA Equities Limited ACN 003 485 952	Thursday, 17 March 2016	1,015.97		566 Ordinary shares
CBA Equities Limited ACN 003 485 952	Thursday, 17 March 2016	15,172.20		8,429 Ordinary shares
CBA Equities Limited ACN 003 485 952	Thursday, 17 March 2016	111,033.00		61,685 Ordinary shares
CBA Equities Limited ACN 003 485 952	Thursday, 17 March 2016	18,279.00		10,155 Ordinary shares
CBA Equities Limited ACN 003 485 952	Thursday, 17 March 2016	7,106.40		3,948 Ordinary shares
CBA Equities Limited ACN 003 485 952	Monday, 21 March 2016	357.05		193 Ordinary shares
CBA Equities Limited ACN 003 485 952	Monday, 21 March 2016	925.00		500 Ordinary shares
CBA Equities Limited ACN 003 485 952	Wednesday, 23 March 2016	5,849.83		3,031 Ordinary shares
CBA Equities Limited ACN 003 485 952	Wednesday, 23 March 2016	54,605.49		28,293 Ordinary shares
CBA Equities Limited ACN 003 485 952	Wednesday, 23 March 2016	6,278.29		3,253 Ordinary shares
CBA Equities Limited ACN 003 485 952	Wednesday, 23 March 2016	3,375.57		1,749 Ordinary shares
CBA Equities Limited ACN 003 485 952	Wednesday, 23 March 2016	1,847.01		957 Ordinary shares

CBA Equities Limited ACN 003 485 952	Wednesday, 23 March 2016	777.79		403 Ordinary shares
CBA Equities Limited ACN 003 485 952	Wednesday, 23 March 2016	1,771.74		918 Ordinary shares
CBA Equities Limited ACN 003 485 952	Wednesday, 23 March 2016	735.33		381 Ordinary shares
CBA Equities Limited ACN 003 485 952	Wednesday, 23 March 2016	851.13		441 Ordinary shares
CBA Equities Limited ACN 003 485 952	Wednesday, 23 March 2016	735.33		381 Ordinary shares
CBA Equities Limited ACN 003 485 952	Wednesday, 23 March 2016	4,825.00		2,500 Ordinary shares
CBA Equities Limited ACN 003 485 952	Thursday, 24 March 2016	192.50		100 Ordinary shares
CBA Equities Limited ACN 003 485 952	Thursday, 24 March 2016	252.18		131 Ordinary shares
CBA Equities Limited ACN 003 485 952	Thursday, 24 March 2016	84.70		44 Ordinary shares
CBA Equities Limited ACN 003 485 952	Thursday, 24 March 2016	90.48		47 Ordinary shares
CBA Equities Limited ACN 003 485 952	Thursday, 24 March 2016	219.45		114 Ordinary shares
CBA Equities Limited ACN 003 485 952	Thursday, 24 March 2016	321.48		167 Ordinary shares
CBA Equities Limited ACN 003 485 952	Thursday, 24 March 2016	3,767.04		1,962 Ordinary shares
CBA Equities Limited ACN 003 485 952	Thursday, 24 March 2016	53.62		28 Ordinary shares
CBA Equities Limited ACN 003 485 952	Wednesday, 30 March 2016	5,208.71		2,678 Ordinary shares
CBA Equities Limited ACN 003 485 952	Wednesday, 30 March 2016	3,012.81		1,549 Ordinary shares
CBA Equities Limited ACN 003 485 952	Wednesday, 30 March 2016	1,904.16		979 Ordinary shares
CBA Equities Limited ACN 003 485 952	Wednesday, 30 March 2016	1,396.51		718 Ordinary shares
CBA Equities Limited	Wednesday, 30 March	7,046.74		3,623 Ordinary shares

ACN 003 485 952	2016			
CBA Equities Limited ACN 003 485 952	Wednesday, 30 March 2016	18,284.95		9,401 Ordinary shares
CBA Equities Limited ACN 003 485 952	Wednesday, 30 March 2016	1,429.58		735 Ordinary shares
CBA Equities Limited ACN 003 485 952	Wednesday, 30 March 2016	10,049.82		5,167 Ordinary shares
CBA Equities Limited ACN 003 485 952	Wednesday, 30 March 2016	3,582.69		1,842 Ordinary shares
CBA Equities Limited ACN 003 485 952	Wednesday, 30 March 2016	10,975.64		5,643 Ordinary shares
CBA Equities Limited ACN 003 485 952	Wednesday, 30 March 2016	2,793.02		1,436 Ordinary shares
CBA Equities Limited ACN 003 485 952	Wednesday, 30 March 2016	631.95		330 Ordinary shares
CBA Equities Limited ACN 003 485 952	Wednesday, 30 March 2016	126.39		66 Ordinary shares
CBA Equities Limited ACN 003 485 952	Wednesday, 30 March 2016	1,380.71		721 Ordinary shares
CBA Equities Limited ACN 003 485 952	Wednesday, 30 March 2016	3,069.74		1,603 Ordinary shares
CBA Equities Limited ACN 003 485 952	Wednesday, 30 March 2016	9,161.36		4,784 Ordinary shares
CBA Equities Limited ACN 003 485 952	Thursday, 31 March 2016	2,019.60		1,020 Ordinary shares
CBA Equities Limited ACN 003 485 952	Thursday, 31 March 2016	1,989.70		1,010 Ordinary shares
CBA Equities Limited ACN 003 485 952	Thursday, 31 March 2016	3,434.93		1,757 Ordinary shares
CBA Equities Limited ACN 003 485 952	Thursday, 31 March 2016	85.58		44 Ordinary shares
CBA Equities Limited ACN 003 485 952	Thursday, 31 March 2016	1,898.32		976 Ordinary shares
CBA Equities Limited ACN 003 485 952	Friday, 1 April 2016	306.15		157 Ordinary shares
CBA Equities Limited ACN 003 485 952	Friday, 1 April 2016	230.10		118 Ordinary shares

CBA Equities Limited ACN 003 485 952	Friday, 1 April 2016	512.85		263 Ordinary shares
CBA Equities Limited ACN 003 485 952	Friday, 1 April 2016	2,123.55		1,089 Ordinary shares
CBA Equities Limited ACN 003 485 952	Friday, 1 April 2016	1,363.05		699 Ordinary shares
CBA Equities Limited ACN 003 485 952	Friday, 1 April 2016	7.80		4 Ordinary shares
CBA Equities Limited ACN 003 485 952	Friday, 1 April 2016	343.20		176 Ordinary shares
CBA Equities Limited ACN 003 485 952	Friday, 1 April 2016	1,677.00		860 Ordinary shares
CBA Equities Limited ACN 003 485 952	Friday, 1 April 2016	1,677.00		860 Ordinary shares
CBA Equities Limited ACN 003 485 952	Friday, 1 April 2016	1,677.00		860 Ordinary shares
CBA Equities Limited ACN 003 485 952	Friday, 1 April 2016	357.17		187 Ordinary shares
CBA Equities Limited ACN 003 485 952	Monday, 4 April 2016	221.25		118 Ordinary shares
CBA Equities Limited ACN 003 485 952	Monday, 4 April 2016	2,960.63		1,579 Ordinary shares
CBA Equities Limited ACN 003 485 952	Monday, 4 April 2016	1,316.25		702 Ordinary shares
CBA Equities Limited ACN 003 485 952	Monday, 4 April 2016	13,014.38		6,941 Ordinary shares
CBA Equities Limited ACN 003 485 952	Monday, 4 April 2016	2,488.13		1,327 Ordinary shares
CBA Equities Limited ACN 003 485 952	Monday, 4 April 2016	1,053.46		553 Ordinary shares
CBA Equities Limited ACN 003 485 952	Wednesday, 6 April 2016	7,806.89		4,186 Ordinary shares
CBA Equities Limited ACN 003 485 952	Wednesday, 6 April 2016	1,512.52		811 Ordinary shares
CBA Equities Limited ACN 003 485 952	Wednesday, 6 April 2016	1,512.52		811 Ordinary shares
CBA Equities Limited	Thursday, 7 April 2016	633.99		335 Ordinary shares

ACN 003 485 952				
CBA Equities Limited ACN 003 485 952	Thursday, 7 April 2016	1.90		1 Ordinary shares
CBA Equities Limited ACN 003 485 952	Thursday, 7 April 2016	39.85		21 Ordinary shares
CBA Equities Limited ACN 003 485 952	Thursday, 7 April 2016	13.28		7 Ordinary shares
CBA Equities Limited ACN 003 485 952	Thursday, 7 April 2016	107.87		57 Ordinary shares
CBA Equities Limited ACN 003 485 952	Thursday, 7 April 2016	2,003.40		1,060 Ordinary shares
CBA Equities Limited ACN 003 485 952	Thursday, 7 April 2016	656.70		347 Ordinary shares
CBA Equities Limited ACN 003 485 952	Thursday, 7 April 2016	5,376.00		2,800 Ordinary shares
CBA Equities Limited ACN 003 485 952	Thursday, 7 April 2016	1,989.12		1,036 Ordinary shares
CBA Equities Limited ACN 003 485 952	Thursday, 7 April 2016	1,294.08		674 Ordinary shares
CBA Equities Limited ACN 003 485 952	Thursday, 7 April 2016	731.52		381 Ordinary shares
CBA Equities Limited ACN 003 485 952	Thursday, 7 April 2016	635.88		336 Ordinary shares
CBA Equities Limited ACN 003 485 952	Thursday, 7 April 2016	11,104.70		5,860 Ordinary shares
CBA Equities Limited ACN 003 485 952	Thursday, 7 April 2016	2,594.26		1,369 Ordinary shares
CBA Equities Limited ACN 003 485 952	Thursday, 7 April 2016	155.52		81 Ordinary shares
CBA Equities Limited ACN 003 485 952	Thursday, 7 April 2016	451.20		235 Ordinary shares
CBA Equities Limited ACN 003 485 952	Thursday, 7 April 2016	249.60		130 Ordinary shares
CBA Equities Limited ACN 003 485 952	Thursday, 7 April 2016	2,659.20		1,385 Ordinary shares
CBA Equities Limited ACN 003 485 952	Thursday, 7 April 2016	3,016.32		1,571 Ordinary shares

CBA Equities Limited ACN 003 485 952	Thursday, 7 April 2016	300.91		159 Ordinary shares
CBA Equities Limited ACN 003 485 952	Thursday, 7 April 2016	176.64		92 Ordinary shares
CBA Equities Limited ACN 003 485 952	Thursday, 7 April 2016	72.96		38 Ordinary shares
CBA Equities Limited ACN 003 485 952	Thursday, 7 April 2016	1,758.72		916 Ordinary shares
CBA Equities Limited ACN 003 485 952	Thursday, 7 April 2016	675.62		357 Ordinary shares
CBA Equities Limited ACN 003 485 952	Thursday, 7 April 2016	503.04		262 Ordinary shares
CBA Equities Limited ACN 003 485 952	Thursday, 7 April 2016	670.08		349 Ordinary shares
CBA Equities Limited ACN 003 485 952	Thursday, 7 April 2016	896.64		467 Ordinary shares
CBA Equities Limited ACN 003 485 952	Friday, 8 April 2016	4,254.39		2,251 Ordinary shares
CBA Equities Limited ACN 003 485 952	Friday, 8 April 2016	1,859.76		984 Ordinary shares
CBA Equities Limited ACN 003 485 952	Friday, 8 April 2016	11,496.87		6,083 Ordinary shares
CBA Equities Limited ACN 003 485 952	Friday, 8 April 2016	3,687.64		1,972 Ordinary shares
CBA Equities Limited ACN 003 485 952	Friday, 8 April 2016	547.91		293 Ordinary shares
CBA Equities Limited ACN 003 485 952	Friday, 8 April 2016	9.35		5 Ordinary shares
CBA Equities Limited ACN 003 485 952	Friday, 8 April 2016	209.44		112 Ordinary shares
CBA Equities Limited ACN 003 485 952	Friday, 8 April 2016	239.36		128 Ordinary shares
CBA Equities Limited ACN 003 485 952	Friday, 8 April 2016	241.23		129 Ordinary shares
CBA Equities Limited ACN 003 485 952	Friday, 8 April 2016	1,964.60		1,045 Ordinary shares
CBA Equities Limited	Tuesday, 12 April 2016	1,200.65		649 Ordinary shares

ACN 003 485 952				
CBA Equities Limited ACN 003 485 952	Tuesday, 12 April 2016	1,306.10		706 Ordinary shares
CBA Equities Limited ACN 003 485 952	Tuesday, 12 April 2016	18,759.00		10,140 Ordinary shares
CBA Equities Limited ACN 003 485 952	Tuesday, 12 April 2016	8,308.35		4,491 Ordinary shares
CBA Equities Limited ACN 003 485 952	Tuesday, 12 April 2016	3,698.15		1,999 Ordinary shares
CBA Equities Limited ACN 003 485 952	Tuesday, 12 April 2016	2,523.40		1,364 Ordinary shares
CBA Equities Limited ACN 003 485 952	Tuesday, 12 April 2016	1,309.23		702 Ordinary shares
CBA Equities Limited ACN 003 485 952	Tuesday, 12 April 2016	1,994.13		1,075 Ordinary shares
CBA Equities Limited ACN 003 485 952	Tuesday, 12 April 2016	82.06		44 Ordinary shares
CBA Equities Limited ACN 003 485 952	Tuesday, 12 April 2016	7.46		4 Ordinary shares
CBA Equities Limited ACN 003 485 952	Tuesday, 12 April 2016	5.59		3 Ordinary shares
CBA Equities Limited ACN 003 485 952	Tuesday, 12 April 2016	5.59		3 Ordinary shares
CBA Equities Limited ACN 003 485 952	Tuesday, 12 April 2016	1,938.30		1,065 Ordinary shares
CBA Equities Limited ACN 003 485 952	Tuesday, 12 April 2016	2,685.60		1,440 Ordinary shares
CBA Equities Limited ACN 003 485 952	Tuesday, 12 April 2016	878.41		471 Ordinary shares
CBA Equities Limited ACN 003 485 952	Wednesday, 13 April 2016	3,002.65		1,610 Ordinary shares
CBA Equities Limited ACN 003 485 952	Wednesday, 13 April 2016	3,048.10		1,630 Ordinary shares
CBA Equities Limited ACN 003 485 952	Wednesday, 13 April 2016	3,255.53		1,755 Ordinary shares
CBA Equities Limited ACN 003 485 952	Wednesday, 13 April 2016	27,389.08		14,765 Ordinary shares

CBA Equities Limited ACN 003 485 952	Thursday, 14 April 2016	3,595.20		1,920 Ordinary shares
CBA Equities Limited ACN 003 485 952	Thursday, 14 April 2016	654.72		352 Ordinary shares
CBA Equities Limited ACN 003 485 952	Friday, 15 April 2016	2,029.90		1,060 Ordinary shares
CBA Equities Limited ACN 003 485 952	Friday, 15 April 2016	1,991.60		1,040 Ordinary shares
CBA Equities Limited ACN 003 485 952	Friday, 15 April 2016	1,986.40		1,040 Ordinary shares
CBA Equities Limited ACN 003 485 952	Friday, 15 April 2016	1,990.73		1,045 Ordinary shares
CBA Equities Limited ACN 003 485 952	Friday, 15 April 2016	2,008.84		1,049 Ordinary shares
CBA Equities Limited ACN 003 485 952	Friday, 15 April 2016	3,879.79		2,026 Ordinary shares
CBA Equities Limited ACN 003 485 952	Friday, 15 April 2016	831.11		434 Ordinary shares
CBA Equities Limited ACN 003 485 952	Friday, 15 April 2016	422.24		224 Ordinary shares
CBA Equities Limited ACN 003 485 952	Friday, 15 April 2016	1,575.86		836 Ordinary shares
CBA Equities Limited ACN 003 485 952	Friday, 15 April 2016	3,016.00		1,600 Ordinary shares
CBA Equities Limited ACN 003 485 952	Friday, 15 April 2016	509.63		270 Ordinary shares
CBA Equities Limited ACN 003 485 952	Friday, 15 April 2016	585.13		310 Ordinary shares
CBA Equities Limited ACN 003 485 952	Friday, 15 April 2016	1,094.75		580 Ordinary shares
CBA Equities Limited ACN 003 485 952	Friday, 15 April 2016	509.63		270 Ordinary shares
CBA Equities Limited ACN 003 485 952	Friday, 15 April 2016	585.13		310 Ordinary shares
CBA Equities Limited ACN 003 485 952	Friday, 15 April 2016	462.44		245 Ordinary shares
CBA Equities Limited	Friday, 15 April 2016	2,002.20		1,065 Ordinary shares

ACN 003 485 952				
CBA Equities Limited ACN 003 485 952	Monday, 18 April 2016	1,989.70		1,010 Ordinary shares
CBA Equities Limited ACN 003 485 952	Monday, 18 April 2016	1,989.40		1,015 Ordinary shares
CBA Equities Limited ACN 003 485 952	Monday, 18 April 2016	3,063.35		1,555 Ordinary shares
CBA Equities Limited ACN 003 485 952	Monday, 18 April 2016	2,991.15		1,530 Ordinary shares
CBA Equities Limited ACN 003 485 952	Monday, 18 April 2016	615.04		315 Ordinary shares
CBA Equities Limited ACN 003 485 952	Monday, 18 April 2016	173.80		88 Ordinary shares
CBA Equities Limited ACN 003 485 952	Monday, 18 April 2016	1,811.08		917 Ordinary shares
CBA Equities Limited ACN 003 485 952	Monday, 18 April 2016	2,054.00		1,040 Ordinary shares
CBA Equities Limited ACN 003 485 952	Monday, 18 April 2016	2,994.40		1,520 Ordinary shares
CBA Equities Limited ACN 003 485 952	Monday, 18 April 2016	1,990.00		1,000 Ordinary shares
CBA Equities Limited ACN 003 485 952	Monday, 18 April 2016	1,999.95		1,005 Ordinary shares
CBA Equities Limited ACN 003 485 952	Monday, 18 April 2016	3,074.55		1,545 Ordinary shares
CBA Equities Limited ACN 003 485 952	Monday, 18 April 2016	1,994.93		1,005 Ordinary shares
CBA Equities Limited ACN 003 485 952	Monday, 18 April 2016	2,019.85		1,015 Ordinary shares
CBA Equities Limited ACN 003 485 952	Monday, 18 April 2016	3,002.48		1,505 Ordinary shares
CBA Equities Limited ACN 003 485 952	Tuesday, 19 April 2016	3,464.15		1,754 Ordinary shares
CBA Equities Limited ACN 003 485 952	Tuesday, 19 April 2016	471.70		246 Ordinary shares
CBA Equities Limited ACN 003 485 952	Tuesday, 19 April 2016	116.97		61 Ordinary shares

CBA Equities Limited ACN 003 485 952	Tuesday, 19 April 2016	164.91		86 Ordinary shares
CBA Equities Limited ACN 003 485 952	Tuesday, 19 April 2016	213.40		111 Ordinary shares
CBA Equities Limited ACN 003 485 952	Tuesday, 19 April 2016	199.94		104 Ordinary shares
CBA Equities Limited ACN 003 485 952	Tuesday, 19 April 2016	61.52		32 Ordinary shares
CBA Equities Limited ACN 003 485 952	Tuesday, 19 April 2016	132.65		69 Ordinary shares
CBA Equities Limited ACN 003 485 952	Tuesday, 19 April 2016	186.44		95 Ordinary shares
CBA Equities Limited ACN 003 485 952	Tuesday, 19 April 2016	1,169.65		596 Ordinary shares
CBA Equities Limited ACN 003 485 952	Tuesday, 19 April 2016	3.92		2 Ordinary shares
CBA Equities Limited ACN 003 485 952	Tuesday, 19 April 2016	121.68		62 Ordinary shares
CBA Equities Limited ACN 003 485 952	Tuesday, 19 April 2016	1,091.15		556 Ordinary shares
CBA Equities Limited ACN 003 485 952	Tuesday, 19 April 2016	1,213.24		619 Ordinary shares
CBA Equities Limited ACN 003 485 952	Tuesday, 19 April 2016	702.57		358 Ordinary shares
CBA Equities Limited ACN 003 485 952	Tuesday, 19 April 2016	230.99		118 Ordinary shares
CBA Equities Limited ACN 003 485 952	Tuesday, 19 April 2016	1,800.40		907 Ordinary shares
CBA Equities Limited ACN 003 485 952	Tuesday, 19 April 2016	1,183.06		596 Ordinary shares
CBA Equities Limited ACN 003 485 952	Tuesday, 19 April 2016	1,766.65		890 Ordinary shares
CBA Equities Limited ACN 003 485 952	Tuesday, 19 April 2016	313.63		158 Ordinary shares
CBA Equities Limited ACN 003 485 952	Tuesday, 19 April 2016	3,030.30		1,560 Ordinary shares
CBA Equities Limited	Tuesday, 19 April 2016	109.87		57 Ordinary shares

ACN 003 485 952				
CBA Equities Limited ACN 003 485 952	Tuesday, 19 April 2016	107.94		56 Ordinary shares
CBA Equities Limited ACN 003 485 952	Tuesday, 19 April 2016	1,339.88		675 Ordinary shares
CBA Equities Limited ACN 003 485 952	Tuesday, 19 April 2016	53.60		27 Ordinary shares
CBA Equities Limited ACN 003 485 952	Wednesday, 20 April 2016	623.70		330 Ordinary shares
CBA Equities Limited ACN 003 485 952	Wednesday, 20 April 2016	6,006.42		3,178 Ordinary shares
CBA Equities Limited ACN 003 485 952	Wednesday, 20 April 2016	1,534.54		791 Ordinary shares
CBA Equities Limited ACN 003 485 952	Wednesday, 20 April 2016	473.36		244 Ordinary shares
CBA Equities Limited ACN 003 485 952	Wednesday, 20 April 2016	233.33		122 Ordinary shares
CBA Equities Limited ACN 003 485 952	Wednesday, 20 April 2016	15.30		8 Ordinary shares
CBA Equities Limited ACN 003 485 952	Wednesday, 20 April 2016	3,982.35		2,085 Ordinary shares
CBA Equities Limited ACN 003 485 952	Wednesday, 20 April 2016	90.60		48 Ordinary shares
CBA Equities Limited ACN 003 485 952	Wednesday, 20 April 2016	262.36		139 Ordinary shares
CBA Equities Limited ACN 003 485 952	Wednesday, 20 April 2016	2,325.40		1,232 Ordinary shares
CBA Equities Limited ACN 003 485 952	Wednesday, 20 April 2016	1,860.46		959 Ordinary shares
CBA Equities Limited ACN 003 485 952	Wednesday, 20 April 2016	126.08		64 Ordinary shares
CBA Equities Limited ACN 003 485 952	Wednesday, 20 April 2016	3.94		2 Ordinary shares
CBA Equities Limited ACN 003 485 952	Wednesday, 20 April 2016	2,840.74		1,442 Ordinary shares
CBA Equities Limited ACN 003 485 952	Wednesday, 20 April 2016	1,357.33		689 Ordinary shares

CBA Equities Limited ACN 003 485 952	Wednesday, 20 April 2016	108.64		56 Ordinary shares
CBA Equities Limited ACN 003 485 952	Wednesday, 20 April 2016	1,977.60		1,030 Ordinary shares
CBA Equities Limited ACN 003 485 952	Wednesday, 20 April 2016	659.95		335 Ordinary shares
CBA Equities Limited ACN 003 485 952	Wednesday, 20 April 2016	15.16		8 Ordinary shares
CBA Equities Limited ACN 003 485 952	Wednesday, 20 April 2016	2,615.04		1,362 Ordinary shares
CBA Equities Limited ACN 003 485 952	Wednesday, 20 April 2016	1,073.28		559 Ordinary shares
CBA Equities Limited ACN 003 485 952	Wednesday, 20 April 2016	347.52		181 Ordinary shares
CBA Equities Limited ACN 003 485 952	Wednesday, 20 April 2016	715.36		379 Ordinary shares
CBA Equities Limited ACN 003 485 952	Wednesday, 20 April 2016	245.38		130 Ordinary shares
CBA Equities Limited ACN 003 485 952	Wednesday, 20 April 2016	137.79		73 Ordinary shares
CBA Equities Limited ACN 003 485 952	Wednesday, 20 April 2016	3,259.71		1,727 Ordinary shares
CBA Equities Limited ACN 003 485 952	Wednesday, 20 April 2016	722.91		383 Ordinary shares
CBA Equities Limited ACN 003 485 952	Wednesday, 20 April 2016	5.66		3 Ordinary shares
CBA Equities Limited ACN 003 485 952	Thursday, 21 April 2016	1,075.08		578 Ordinary shares
CBA Equities Limited ACN 003 485 952	Thursday, 21 April 2016	1,373.88		725 Ordinary shares
CBA Equities Limited ACN 003 485 952	Thursday, 21 April 2016	250.37		133 Ordinary shares
CBA Equities Limited ACN 003 485 952	Thursday, 21 April 2016	1,409.99		749 Ordinary shares
CBA Equities Limited ACN 003 485 952	Thursday, 21 April 2016	279.30		147 Ordinary shares
CBA Equities Limited	Thursday, 21 April 2016	2,256.00		1,200 Ordinary shares

ACN 003 485 952				
CBA Equities Limited ACN 003 485 952	Thursday, 21 April 2016	1,992.60		1,080 Ordinary shares
CBA Equities Limited ACN 003 485 952	Thursday, 21 April 2016	1,998.00		1,080 Ordinary shares
CBA Equities Limited ACN 003 485 952	Thursday, 21 April 2016	5,532.67		2,939 Ordinary shares
CBA Equities Limited ACN 003 485 952	Thursday, 21 April 2016	240.96		128 Ordinary shares
CBA Equities Limited ACN 003 485 952	Thursday, 21 April 2016	263.55		140 Ordinary shares
CBA Equities Limited ACN 003 485 952	Thursday, 21 April 2016	94.13		50 Ordinary shares
CBA Equities Limited ACN 003 485 952	Thursday, 21 April 2016	3,083.20		1,640 Ordinary shares
CBA Equities Limited ACN 003 485 952	Thursday, 21 April 2016	13.27		7 Ordinary shares
CBA Equities Limited ACN 003 485 952	Thursday, 21 April 2016	3,923.13		2,084 Ordinary shares
CBA Equities Limited ACN 003 485 952	Thursday, 21 April 2016	943.02		507 Ordinary shares
CBA Equities Limited ACN 003 485 952	Thursday, 21 April 2016	2,042.50		1,075 Ordinary shares
CBA Equities Limited ACN 003 485 952	Thursday, 21 April 2016	738.13		389 Ordinary shares
CBA Equities Limited ACN 003 485 952	Thursday, 21 April 2016	3,295.64		1,753 Ordinary shares
CBA Equities Limited ACN 003 485 952	Thursday, 21 April 2016	20,105.80		10,582 Ordinary shares
CBA Equities Limited ACN 003 485 952	Thursday, 21 April 2016	1,812.32		964 Ordinary shares
CBA Equities Limited ACN 003 485 952	Thursday, 21 April 2016	161.68		86 Ordinary shares
CBA Equities Limited ACN 003 485 952	Thursday, 21 April 2016	394.16		208 Ordinary shares
CBA Equities Limited ACN 003 485 952	Thursday, 21 April 2016	943.71		498 Ordinary shares

CBA Equities Limited ACN 003 485 952	Thursday, 21 April 2016	1,984.50		1,050 Ordinary shares
CBA Equities Limited ACN 003 485 952	Thursday, 21 April 2016	1,993.95		1,055 Ordinary shares
CBA Equities Limited ACN 003 485 952	Thursday, 21 April 2016	780.20		415 Ordinary shares
CBA Equities Limited ACN 003 485 952	Thursday, 21 April 2016	2,018.50		1,100 Ordinary shares
CBA Equities Limited ACN 003 485 952	Thursday, 21 April 2016	1,796.35		971 Ordinary shares
CBA Equities Limited ACN 003 485 952	Thursday, 21 April 2016	210.90		114 Ordinary shares
CBA Equities Limited ACN 003 485 952	Friday, 22 April 2016	2,038.40		1,040 Ordinary shares
CBA Equities Limited ACN 003 485 952	Friday, 22 April 2016	5.93		3 Ordinary shares
CBA Equities Limited ACN 003 485 952	Friday, 22 April 2016	1,999.80		1,010 Ordinary shares
CBA Equities Limited ACN 003 485 952	Friday, 22 April 2016	263.67		133 Ordinary shares
CBA Equities Limited ACN 003 485 952	Friday, 22 April 2016	1,979.85		1,005 Ordinary shares
CBA Equities Limited ACN 003 485 952	Friday, 22 April 2016	1,999.80		1,010 Ordinary shares
CBA Equities Limited ACN 003 485 952	Friday, 22 April 2016	17,281.39		8,513 Ordinary shares
CBA Equities Limited ACN 003 485 952	Friday, 22 April 2016	1,989.70		1,010 Ordinary shares
CBA Equities Limited ACN 003 485 952	Friday, 22 April 2016	1,413.32		712 Ordinary shares
CBA Equities Limited ACN 003 485 952	Friday, 22 April 2016	581.61		293 Ordinary shares
CBA Equities Limited ACN 003 485 952	Friday, 22 April 2016	1,999.55		1,015 Ordinary shares
CBA Equities Limited ACN 003 485 952	Friday, 22 April 2016	3,090.00		1,545 Ordinary shares
CBA Equities Limited	Friday, 22 April 2016	2,875.17		1,434 Ordinary shares

ACN 003 485 952				
CBA Equities Limited ACN 003 485 952	Friday, 22 April 2016	3,002.48		1,505 Ordinary shares
CBA Equities Limited ACN 003 485 952	Friday, 22 April 2016	3,019.90		1,495 Ordinary shares
CBA Equities Limited ACN 003 485 952	Friday, 22 April 2016	1,989.00		1,020 Ordinary shares
CBA Equities Limited ACN 003 485 952	Friday, 22 April 2016	2,005.00		1,000 Ordinary shares
CBA Equities Limited ACN 003 485 952	Friday, 22 April 2016	599.64		304 Ordinary shares
CBA Equities Limited ACN 003 485 952	Friday, 22 April 2016	2,009.70		1,015 Ordinary shares
CBA Equities Limited ACN 003 485 952	Friday, 22 April 2016	1,994.48		1,015 Ordinary shares
CBA Equities Limited ACN 003 485 952	Friday, 22 April 2016	2,024.93		1,015 Ordinary shares
CBA Equities Limited ACN 003 485 952	Friday, 22 April 2016	34,209.56		16,852 Ordinary shares
CBA Equities Limited ACN 003 485 952	Friday, 22 April 2016	3,911.81		1,927 Ordinary shares
CBA Equities Limited ACN 003 485 952	Friday, 22 April 2016	1,987.90		1,030 Ordinary shares
CBA Equities Limited ACN 003 485 952	Friday, 22 April 2016	1,977.60		1,030 Ordinary shares
CBA Equities Limited ACN 003 485 952	Tuesday, 26 April 2016	3,984.00		1,920 Ordinary shares
CBA Equities Limited ACN 003 485 952	Tuesday, 26 April 2016	1,962.95		946 Ordinary shares
CBA Equities Limited ACN 003 485 952	Tuesday, 26 April 2016	1,994.97		995 Ordinary shares
CBA Equities Limited ACN 003 485 952	Tuesday, 26 April 2016	571.29		278 Ordinary shares
CBA Equities Limited ACN 003 485 952	Tuesday, 26 April 2016	279.48		136 Ordinary shares
CBA Equities Limited ACN 003 485 952	Tuesday, 26 April 2016	641.16		312 Ordinary shares

CBA Equities Limited ACN 003 485 952	Tuesday, 26 April 2016	69.87		34 Ordinary shares
CBA Equities Limited ACN 003 485 952	Tuesday, 26 April 2016	3,937.20		1,930 Ordinary shares
CBA Equities Limited ACN 003 485 952	Tuesday, 26 April 2016	728.33		351 Ordinary shares
CBA Equities Limited ACN 003 485 952	Tuesday, 26 April 2016	1,117.20		560 Ordinary shares
CBA Equities Limited ACN 003 485 952	Tuesday, 26 April 2016	1,990.00		1,000 Ordinary shares
CBA Equities Limited ACN 003 485 952	Tuesday, 26 April 2016	2,009.90		1,010 Ordinary shares
CBA Equities Limited ACN 003 485 952	Tuesday, 26 April 2016	837.90		420 Ordinary shares
CBA Equities Limited ACN 003 485 952	Tuesday, 26 April 2016	1,999.20		1,020 Ordinary shares
CBA Equities Limited ACN 003 485 952	Tuesday, 26 April 2016	1,974.83		1,005 Ordinary shares
CBA Equities Limited ACN 003 485 952	Wednesday, 27 April 2016	14,664.72		7,482 Ordinary shares
CBA Equities Limited ACN 003 485 952	Wednesday, 27 April 2016	12,063.80		6,155 Ordinary shares
CBA Equities Limited ACN 003 485 952	Wednesday, 27 April 2016	6,899.20		3,520 Ordinary shares
CBA Equities Limited ACN 003 485 952	Wednesday, 27 April 2016	37,200.80		18,980 Ordinary shares
CBA Equities Limited ACN 003 485 952	Wednesday, 27 April 2016	2,038.36		1,048 Ordinary shares
CBA Equities Limited ACN 003 485 952	Wednesday, 27 April 2016	2,892.22		1,487 Ordinary shares
CBA Equities Limited ACN 003 485 952	Wednesday, 27 April 2016	935.25		479 Ordinary shares
CBA Equities Limited ACN 003 485 952	Wednesday, 27 April 2016	691.18		354 Ordinary shares
CBA Equities Limited ACN 003 485 952	Wednesday, 27 April 2016	229.32		117 Ordinary shares
CBA Equities Limited	Wednesday, 27 April	2,984.55		1,515 Ordinary shares

ACN 003 485 952	2016			
CBA Equities Limited ACN 003 485 952	Wednesday, 27 April 2016	1,387.98		701 Ordinary shares
CBA Equities Limited ACN 003 485 952	Wednesday, 27 April 2016	2,009.70		1,015 Ordinary shares
CBA Equities Limited ACN 003 485 952	Thursday, 28 April 2016	3,989.25		2,025 Ordinary shares
CBA Equities Limited ACN 003 485 952	Thursday, 28 April 2016	3,010.38		1,532 Ordinary shares
CBA Equities Limited ACN 003 485 952	Thursday, 28 April 2016	3,106.60		1,585 Ordinary shares
CBA Equities Limited ACN 003 485 952	Thursday, 28 April 2016	3,470.94		1,753 Ordinary shares
CBA Equities Limited ACN 003 485 952	Thursday, 28 April 2016	4,526.89		2,295 Ordinary shares
CBA Equities Limited ACN 003 485 952	Thursday, 28 April 2016	5.85		3 Ordinary shares
CBA Equities Limited ACN 003 485 952	Thursday, 28 April 2016	5,023.50		2,550 Ordinary shares
CBA Equities Limited ACN 003 485 952	Thursday, 28 April 2016	3,126.20		1,595 Ordinary shares
CBA Equities Limited ACN 003 485 952	Thursday, 28 April 2016	2,733.09		1,398 Ordinary shares
CBA Equities Limited ACN 003 485 952	Thursday, 28 April 2016	1,225.79		627 Ordinary shares
CBA Equities Limited ACN 003 485 952	Friday, 29 April 2016	469.95		241 Ordinary shares
CBA Equities Limited ACN 003 485 952	Friday, 29 April 2016	99.45		51 Ordinary shares
CBA Equities Limited ACN 003 485 952	Friday, 29 April 2016	1,136.85		583 Ordinary shares
CBA Equities Limited ACN 003 485 952	Friday, 29 April 2016	1,152.45		591 Ordinary shares
CBA Equities Limited ACN 003 485 952	Friday, 29 April 2016	6,718.88		3,428 Ordinary shares
CBA Equities Limited ACN 003 485 952	Friday, 29 April 2016	3,778.88		1,928 Ordinary shares

CBA Equities Limited ACN 003 485 952	Friday, 29 April 2016	1,689.52		862 Ordinary shares
CBA Equities Limited ACN 003 485 952	Friday, 29 April 2016	42,537.88		21,703 Ordinary shares
CBA Equities Limited ACN 003 485 952	Friday, 29 April 2016	854.10		438 Ordinary shares
CBA Equities Limited ACN 003 485 952	Friday, 29 April 2016	167.70		86 Ordinary shares
CBA Equities Limited ACN 003 485 952	Friday, 29 April 2016	235.95		121 Ordinary shares
CBA Equities Limited ACN 003 485 952	Friday, 29 April 2016	105.30		54 Ordinary shares
CBA Equities Limited ACN 003 485 952	Friday, 29 April 2016	429.00		220 Ordinary shares
CBA Equities Limited ACN 003 485 952	Friday, 29 April 2016	1,396.20		716 Ordinary shares
CBA Equities Limited ACN 003 485 952	Friday, 29 April 2016	729.30		374 Ordinary shares
CBA Equities Limited ACN 003 485 952	Friday, 29 April 2016	9,664.88		4,950 Ordinary shares
CBA Equities Limited ACN 003 485 952	Friday, 29 April 2016	1,819.73		932 Ordinary shares
CBA Equities Limited ACN 003 485 952	Friday, 29 April 2016	1,192.98		611 Ordinary shares
CBA Equities Limited ACN 003 485 952	Friday, 29 April 2016	2,001.31		1,025 Ordinary shares
CBA Equities Limited ACN 003 485 952	Monday, 2 May 2016	1,550.29		781 Ordinary shares
CBA Equities Limited ACN 003 485 952	Monday, 2 May 2016	1,927.44		971 Ordinary shares
CBA Equities Limited ACN 003 485 952	Wednesday, 4 May 2016	5,026.40		2,440 Ordinary shares
CBA Equities Limited ACN 003 485 952	Wednesday, 4 May 2016	4,018.00		1,960 Ordinary shares
CBA Equities Limited ACN 003 485 952	Wednesday, 4 May 2016	44.99		22 Ordinary shares
CBA Equities Limited	Wednesday, 4 May	1,998.75		975 Ordinary shares

ACN 003 485 952	2016			
CBA Equities Limited ACN 003 485 952	Wednesday, 4 May 2016	1,989.00		975 Ordinary shares
CBA Equities Limited ACN 003 485 952	Wednesday, 4 May 2016	2,794.80		1,370 Ordinary shares
CBA Equities Limited ACN 003 485 952	Wednesday, 4 May 2016	1,162.80		570 Ordinary shares
CBA Equities Limited ACN 003 485 952	Wednesday, 4 May 2016	890.43		443 Ordinary shares
CBA Equities Limited ACN 003 485 952	Wednesday, 4 May 2016	1,994.30		980 Ordinary shares
CBA Equities Limited ACN 003 485 952	Wednesday, 4 May 2016	1,089.42		542 Ordinary shares
CBA Equities Limited ACN 003 485 952	Wednesday, 4 May 2016	51,006.05		24,881 Ordinary shares
CBA Equities Limited ACN 003 485 952	Thursday, 5 May 2016	82.11		42 Ordinary shares
CBA Equities Limited ACN 003 485 952	Thursday, 5 May 2016	711.04		352 Ordinary shares
CBA Equities Limited ACN 003 485 952	Thursday, 5 May 2016	395.92		196 Ordinary shares
CBA Equities Limited ACN 003 485 952	Thursday, 5 May 2016	1,371.58		679 Ordinary shares
CBA Equities Limited ACN 003 485 952	Thursday, 5 May 2016	759.52		376 Ordinary shares
CBA Equities Limited ACN 003 485 952	Thursday, 5 May 2016	280.78		139 Ordinary shares
CBA Equities Limited ACN 003 485 952	Thursday, 5 May 2016	18.18		9 Ordinary shares
CBA Equities Limited ACN 003 485 952	Thursday, 5 May 2016	676.70		335 Ordinary shares
CBA Equities Limited ACN 003 485 952	Thursday, 5 May 2016	141.40		70 Ordinary shares
CBA Equities Limited ACN 003 485 952	Thursday, 5 May 2016	571.66		283 Ordinary shares
CBA Equities Limited ACN 003 485 952	Thursday, 5 May 2016	1,980.00		990 Ordinary shares

CBA Equities Limited ACN 003 485 952	Thursday, 5 May 2016	22.00		11 Ordinary shares
CBA Equities Limited ACN 003 485 952	Thursday, 5 May 2016	102.05		52 Ordinary shares
CBA Equities Limited ACN 003 485 952	Thursday, 5 May 2016	303.80		155 Ordinary shares
CBA Equities Limited ACN 003 485 952	Thursday, 5 May 2016	101.92		52 Ordinary shares
CBA Equities Limited ACN 003 485 952	Thursday, 5 May 2016	290.08		148 Ordinary shares
CBA Equities Limited ACN 003 485 952	Thursday, 5 May 2016	25.48		13 Ordinary shares
CBA Equities Limited ACN 003 485 952	Thursday, 5 May 2016	49.00		25 Ordinary shares
CBA Equities Limited ACN 003 485 952	Thursday, 5 May 2016	82.32		42 Ordinary shares
CBA Equities Limited ACN 003 485 952	Thursday, 5 May 2016	1,146.60		585 Ordinary shares
CBA Equities Limited ACN 003 485 952	Thursday, 5 May 2016	997.64		509 Ordinary shares
CBA Equities Limited ACN 003 485 952	Thursday, 5 May 2016	83.96		43 Ordinary shares
CBA Equities Limited ACN 003 485 952	Thursday, 5 May 2016	468.14		241 Ordinary shares
CBA Equities Limited ACN 003 485 952	Thursday, 5 May 2016	1,522.92		784 Ordinary shares
CBA Equities Limited ACN 003 485 952	Thursday, 5 May 2016	392.96		201 Ordinary shares
CBA Equities Limited ACN 003 485 952	Thursday, 5 May 2016	43.01		22 Ordinary shares
CBA Equities Limited ACN 003 485 952	Thursday, 5 May 2016	469.20		240 Ordinary shares
CBA Equities Limited ACN 003 485 952	Thursday, 5 May 2016	1.96		1 Ordinary shares
CBA Equities Limited ACN 003 485 952	Thursday, 5 May 2016	877.80		449 Ordinary shares
CBA Equities Limited	Thursday, 5 May 2016	82.11		42 Ordinary shares

ACN 003 485 952				
CBA Equities Limited ACN 003 485 952	Thursday, 5 May 2016	1,368.29		699 Ordinary shares
CBA Equities Limited ACN 003 485 952	Thursday, 5 May 2016	1,036.84		529 Ordinary shares
CBA Equities Limited ACN 003 485 952	Thursday, 5 May 2016	152.49		78 Ordinary shares
CBA Equities Limited ACN 003 485 952	Thursday, 5 May 2016	103.75		53 Ordinary shares
CBA Equities Limited ACN 003 485 952	Thursday, 5 May 2016	5,750.64		2,934 Ordinary shares
CBA Equities Limited ACN 003 485 952	Thursday, 5 May 2016	687.08		351 Ordinary shares
CBA Equities Limited ACN 003 485 952	Thursday, 5 May 2016	1,468.13		750 Ordinary shares
CBA Equities Limited ACN 003 485 952	Thursday, 5 May 2016	6,814.92		3,477 Ordinary shares
CBA Equities Limited ACN 003 485 952	Thursday, 5 May 2016	1,738.52		887 Ordinary shares
CBA Equities Limited ACN 003 485 952	Thursday, 5 May 2016	1,499.40		765 Ordinary shares
CBA Equities Limited ACN 003 485 952	Thursday, 5 May 2016	1,775.76		906 Ordinary shares
CBA Equities Limited ACN 003 485 952	Thursday, 5 May 2016	911.40		465 Ordinary shares
CBA Equities Limited ACN 003 485 952	Thursday, 5 May 2016	4,376.68		2,233 Ordinary shares
CBA Equities Limited ACN 003 485 952	Thursday, 5 May 2016	882.00		450 Ordinary shares
CBA Equities Limited ACN 003 485 952	Thursday, 5 May 2016	7,867.44		4,014 Ordinary shares
CBA Equities Limited ACN 003 485 952	Thursday, 5 May 2016	1,953.28		989 Ordinary shares
CBA Equities Limited ACN 003 485 952	Thursday, 5 May 2016	1,979.25		1,015 Ordinary shares
CBA Equities Limited ACN 003 485 952	Thursday, 5 May 2016	721.02		366 Ordinary shares

CBA Equities Limited ACN 003 485 952	Thursday, 5 May 2016	1,285.11		654 Ordinary shares
CBA Equities Limited ACN 003 485 952	Thursday, 5 May 2016	2,004.30		1,020 Ordinary shares
CBA Equities Limited ACN 003 485 952	Thursday, 5 May 2016	1,989.40		1,015 Ordinary shares
CBA Equities Limited ACN 003 485 952	Thursday, 5 May 2016	572.82		293 Ordinary shares
CBA Equities Limited ACN 003 485 952	Thursday, 5 May 2016	62.56		32 Ordinary shares
CBA Equities Limited ACN 003 485 952	Thursday, 5 May 2016	1,358.73		695 Ordinary shares
CBA Equities Limited ACN 003 485 952	Thursday, 5 May 2016	166.39		85 Ordinary shares
CBA Equities Limited ACN 003 485 952	Thursday, 5 May 2016	3,669.12		1,872 Ordinary shares
CBA Equities Limited ACN 003 485 952	Thursday, 5 May 2016	98.00		50 Ordinary shares
CBA Equities Limited ACN 003 485 952	Thursday, 5 May 2016	6,381.76		3,256 Ordinary shares
CBA Equities Limited ACN 003 485 952	Thursday, 5 May 2016	3,812.20		1,945 Ordinary shares
CBA Equities Limited ACN 003 485 952	Friday, 6 May 2016	882.00		450 Ordinary shares
CBA Equities Limited ACN 003 485 952	Friday, 6 May 2016	1,117.20		570 Ordinary shares
CBA Equities Limited ACN 003 485 952	Friday, 6 May 2016	1,067.00		550 Ordinary shares
CBA Equities Limited ACN 003 485 952	Monday, 9 May 2016	2,007.90		1,035 Ordinary shares
CBA Equities Limited ACN 003 485 952	Monday, 9 May 2016	102.33		54 Ordinary shares
CBA Equities Limited ACN 003 485 952	Monday, 9 May 2016	142.45		74 Ordinary shares
CBA Equities Limited ACN 003 485 952	Monday, 9 May 2016	28.88		15 Ordinary shares
CBA Equities Limited	Monday, 9 May 2016	1,877.94		991 Ordinary shares

ACN 003 485 952				
CBA Equities Limited ACN 003 485 952	Monday, 9 May 2016	1,543.85		802 Ordinary shares
CBA Equities Limited ACN 003 485 952	Monday, 9 May 2016	3,379.43		1,751 Ordinary shares
CBA Equities Limited ACN 003 485 952	Monday, 9 May 2016	3,041.50		1,580 Ordinary shares
CBA Equities Limited ACN 003 485 952	Monday, 9 May 2016	25.03		13 Ordinary shares
CBA Equities Limited ACN 003 485 952	Monday, 9 May 2016	2,002.00		1,040 Ordinary shares
CBA Equities Limited ACN 003 485 952	Monday, 9 May 2016	109.73		57 Ordinary shares
CBA Equities Limited ACN 003 485 952	Monday, 9 May 2016	1,986.40		1,040 Ordinary shares
CBA Equities Limited ACN 003 485 952	Monday, 9 May 2016	142.45		74 Ordinary shares
CBA Equities Limited ACN 003 485 952	Monday, 9 May 2016	116.51		61 Ordinary shares
CBA Equities Limited ACN 003 485 952	Monday, 9 May 2016	86.17		45 Ordinary shares
CBA Equities Limited ACN 003 485 952	Monday, 9 May 2016	1,991.60		1,040 Ordinary shares
CBA Equities Limited ACN 003 485 952	Monday, 9 May 2016	177.63		93 Ordinary shares
CBA Equities Limited ACN 003 485 952	Monday, 9 May 2016	800.29		419 Ordinary shares
CBA Equities Limited ACN 003 485 952	Monday, 9 May 2016	706.70		370 Ordinary shares
CBA Equities Limited ACN 003 485 952	Monday, 9 May 2016	292.23		153 Ordinary shares
CBA Equities Limited ACN 003 485 952	Monday, 9 May 2016	2,779.05		1,455 Ordinary shares
CBA Equities Limited ACN 003 485 952	Monday, 9 May 2016	192.91		101 Ordinary shares
CBA Equities Limited ACN 003 485 952	Monday, 9 May 2016	1,010.39		529 Ordinary shares

CBA Equities Limited ACN 003 485 952	Monday, 9 May 2016	321.30		168 Ordinary shares
CBA Equities Limited ACN 003 485 952	Monday, 9 May 2016	221.85		116 Ordinary shares
CBA Equities Limited ACN 003 485 952	Monday, 9 May 2016	86.06		45 Ordinary shares
CBA Equities Limited ACN 003 485 952	Monday, 9 May 2016	252.12		132 Ordinary shares
CBA Equities Limited ACN 003 485 952	Monday, 9 May 2016	2,263.35		1,185 Ordinary shares
CBA Equities Limited ACN 003 485 952	Monday, 9 May 2016	254.03		133 Ordinary shares
CBA Equities Limited ACN 003 485 952	Tuesday, 10 May 2016	13.46		7 Ordinary shares
CBA Equities Limited ACN 003 485 952	Tuesday, 10 May 2016	55.75		29 Ordinary shares
CBA Equities Limited ACN 003 485 952	Tuesday, 10 May 2016	359.51		187 Ordinary shares
CBA Equities Limited ACN 003 485 952	Tuesday, 10 May 2016	17.30		9 Ordinary shares
CBA Equities Limited ACN 003 485 952	Tuesday, 10 May 2016	1,997.55		1,035 Ordinary shares
CBA Equities Limited ACN 003 485 952	Tuesday, 10 May 2016	1,982.03		1,035 Ordinary shares
CBA Equities Limited ACN 003 485 952	Tuesday, 10 May 2016	10,400.73		5,410 Ordinary shares
CBA Equities Limited ACN 003 485 952	Tuesday, 10 May 2016	23.07		12 Ordinary shares
CBA Equities Limited ACN 003 485 952	Tuesday, 10 May 2016	399.88		208 Ordinary shares
CBA Equities Limited ACN 003 485 952	Tuesday, 10 May 2016	246.08		128 Ordinary shares
CBA Equities Limited ACN 003 485 952	Tuesday, 10 May 2016	1,370.74		713 Ordinary shares
CBA Equities Limited ACN 003 485 952	Tuesday, 10 May 2016	28.84		15 Ordinary shares
CBA Equities Limited	Tuesday, 10 May 2016	1,324.60		689 Ordinary shares

ACN 003 485 952				
CBA Equities Limited ACN 003 485 952	Tuesday, 10 May 2016	26.92		14 Ordinary shares
CBA Equities Limited ACN 003 485 952	Tuesday, 10 May 2016	46.14		24 Ordinary shares
CBA Equities Limited ACN 003 485 952	Tuesday, 10 May 2016	13.46		7 Ordinary shares
CBA Equities Limited ACN 003 485 952	Tuesday, 10 May 2016	21.15		11 Ordinary shares
CBA Equities Limited ACN 003 485 952	Tuesday, 10 May 2016	2,812.62		1,463 Ordinary shares
CBA Equities Limited ACN 003 485 952	Tuesday, 10 May 2016	1,286.15		669 Ordinary shares
CBA Equities Limited ACN 003 485 952	Tuesday, 10 May 2016	1,274.88		664 Ordinary shares
CBA Equities Limited ACN 003 485 952	Tuesday, 10 May 2016	3,361.92		1,751 Ordinary shares
CBA Equities Limited ACN 003 485 952	Tuesday, 10 May 2016	32.68		17 Ordinary shares
CBA Equities Limited ACN 003 485 952	Tuesday, 10 May 2016	46.14		24 Ordinary shares
CBA Equities Limited ACN 003 485 952	Tuesday, 10 May 2016	53.83		28 Ordinary shares
CBA Equities Limited ACN 003 485 952	Tuesday, 10 May 2016	34.61		18 Ordinary shares
CBA Equities Limited ACN 003 485 952	Tuesday, 10 May 2016	34.61		18 Ordinary shares
CBA Equities Limited ACN 003 485 952	Tuesday, 10 May 2016	30.76		16 Ordinary shares
CBA Equities Limited ACN 003 485 952	Tuesday, 10 May 2016	59.60		31 Ordinary shares
CBA Equities Limited ACN 003 485 952	Tuesday, 10 May 2016	30.76		16 Ordinary shares
CBA Equities Limited ACN 003 485 952	Tuesday, 10 May 2016	55.75		29 Ordinary shares
CBA Equities Limited ACN 003 485 952	Tuesday, 10 May 2016	276.84		144 Ordinary shares

CBA Equities Limited ACN 003 485 952	Tuesday, 10 May 2016	13.46		7 Ordinary shares
CBA Equities Limited ACN 003 485 952	Tuesday, 10 May 2016	38.45		20 Ordinary shares
CBA Equities Limited ACN 003 485 952	Tuesday, 10 May 2016	1,361.13		708 Ordinary shares
CBA Equities Limited ACN 003 485 952	Tuesday, 10 May 2016	55.75		29 Ordinary shares
CBA Equities Limited ACN 003 485 952	Tuesday, 10 May 2016	1.92		1 Ordinary shares
CBA Equities Limited ACN 003 485 952	Tuesday, 10 May 2016	803.61		418 Ordinary shares
CBA Equities Limited ACN 003 485 952	Wednesday, 11 May 2016	2,003.88		1,025 Ordinary shares
CBA Equities Limited ACN 003 485 952	Wednesday, 11 May 2016	135.28		70 Ordinary shares
CBA Equities Limited ACN 003 485 952	Wednesday, 11 May 2016	5,446.46		2,822 Ordinary shares
CBA Equities Limited ACN 003 485 952	Wednesday, 11 May 2016	2,000.77		1,030 Ordinary shares
CBA Equities Limited ACN 003 485 952	Wednesday, 11 May 2016	1,968.60		1,020 Ordinary shares
CBA Equities Limited ACN 003 485 952	Wednesday, 11 May 2016	1,989.90		1,005 Ordinary shares
CBA Equities Limited ACN 003 485 952	Wednesday, 11 May 2016	3,012.75		1,545 Ordinary shares
CBA Equities Limited ACN 003 485 952	Wednesday, 11 May 2016	1,991.55		1,020 Ordinary shares
CBA Equities Limited ACN 003 485 952	Wednesday, 11 May 2016	1,926.70		997 Ordinary shares
CBA Equities Limited ACN 003 485 952	Thursday, 12 May 2016	255.60		134 Ordinary shares
CBA Equities Limited ACN 003 485 952	Thursday, 12 May 2016	1,962.15		1,030 Ordinary shares
CBA Equities Limited ACN 003 485 952	Thursday, 12 May 2016	4,001.45		2,095 Ordinary shares
CBA Equities Limited	Thursday, 12 May 2016	199.76		105 Ordinary shares

ACN 003 485 952				
CBA Equities Limited ACN 003 485 952	Thursday, 12 May 2016	772.42		406 Ordinary shares
CBA Equities Limited ACN 003 485 952	Thursday, 12 May 2016	340.43		178 Ordinary shares
CBA Equities Limited ACN 003 485 952	Thursday, 12 May 2016	545.06		285 Ordinary shares
CBA Equities Limited ACN 003 485 952	Thursday, 12 May 2016	353.81		185 Ordinary shares
CBA Equities Limited ACN 003 485 952	Thursday, 12 May 2016	1,989.00		1,040 Ordinary shares
CBA Equities Limited ACN 003 485 952	Thursday, 12 May 2016	597.05		313 Ordinary shares
CBA Equities Limited ACN 003 485 952	Thursday, 12 May 2016	3,997.13		2,090 Ordinary shares
CBA Equities Limited ACN 003 485 952	Thursday, 12 May 2016	592.88		310 Ordinary shares
CBA Equities Limited ACN 003 485 952	Thursday, 12 May 2016	1,539.56		805 Ordinary shares
CBA Equities Limited ACN 003 485 952	Thursday, 12 May 2016	7,609.44		3,984 Ordinary shares
CBA Equities Limited ACN 003 485 952	Friday, 13 May 2016	2,002.73		1,035 Ordinary shares
CBA Equities Limited ACN 003 485 952	Friday, 13 May 2016	861.90		442 Ordinary shares
CBA Equities Limited ACN 003 485 952	Friday, 13 May 2016	1.95		1 Ordinary shares
CBA Equities Limited ACN 003 485 952	Friday, 13 May 2016	7.80		4 Ordinary shares
CBA Equities Limited ACN 003 485 952	Friday, 13 May 2016	91.65		47 Ordinary shares
CBA Equities Limited ACN 003 485 952	Friday, 13 May 2016	156.00		80 Ordinary shares
CBA Equities Limited ACN 003 485 952	Friday, 13 May 2016	78.00		40 Ordinary shares
CBA Equities Limited ACN 003 485 952	Friday, 13 May 2016	167.70		86 Ordinary shares

CBA Equities Limited ACN 003 485 952	Friday, 13 May 2016	2,011.63		1,045 Ordinary shares
CBA Equities Limited ACN 003 485 952	Friday, 13 May 2016	3,953.70		2,070 Ordinary shares
CBA Equities Limited ACN 003 485 952	Friday, 13 May 2016	3,144.50		1,655 Ordinary shares
CBA Equities Limited ACN 003 485 952	Friday, 13 May 2016	1,989.75		1,050 Ordinary shares
CBA Equities Limited ACN 003 485 952	Friday, 13 May 2016	5,856.20		3,115 Ordinary shares
CBA Equities Limited ACN 003 485 952	Friday, 13 May 2016	1,996.59		1,055 Ordinary shares
CBA Equities Limited ACN 003 485 952	Friday, 13 May 2016	1,993.95		1,055 Ordinary shares
CBA Equities Limited ACN 003 485 952	Monday, 16 May 2016	1,573.77		836 Ordinary shares
CBA Equities Limited ACN 003 485 952	Monday, 16 May 2016	1,994.21		1,065 Ordinary shares
CBA Equities Limited ACN 003 485 952	Monday, 16 May 2016	1,994.21		1,065 Ordinary shares
CBA Equities Limited ACN 003 485 952	Monday, 16 May 2016	18.82		10 Ordinary shares
CBA Equities Limited ACN 003 485 952	Monday, 16 May 2016	28.24		15 Ordinary shares
CBA Equities Limited ACN 003 485 952	Monday, 16 May 2016	811.36		431 Ordinary shares
CBA Equities Limited ACN 003 485 952	Monday, 16 May 2016	372.74		198 Ordinary shares
CBA Equities Limited ACN 003 485 952	Monday, 16 May 2016	438.17		234 Ordinary shares
CBA Equities Limited ACN 003 485 952	Monday, 16 May 2016	241.55		129 Ordinary shares
CBA Equities Limited ACN 003 485 952	Monday, 16 May 2016	1,994.21		1,065 Ordinary shares
CBA Equities Limited ACN 003 485 952	Monday, 16 May 2016	1,971.60		1,060 Ordinary shares
CBA Equities Limited	Tuesday, 17 May 2016	3,165.75		1,675 Ordinary shares

ACN 003 485 952				
CBA Equities Limited ACN 003 485 952	Tuesday, 17 May 2016	3,993.18		2,110 Ordinary shares
CBA Equities Limited ACN 003 485 952	Tuesday, 17 May 2016	17.12		9 Ordinary shares
CBA Equities Limited ACN 003 485 952	Tuesday, 17 May 2016	753.39		396 Ordinary shares
CBA Equities Limited ACN 003 485 952	Tuesday, 17 May 2016	3,932.13		2,075 Ordinary shares
CBA Equities Limited ACN 003 485 952	Tuesday, 17 May 2016	3,325.00		1,750 Ordinary shares
CBA Equities Limited ACN 003 485 952	Thursday, 19 May 2016	4,004.38		2,150 Ordinary shares
CBA Equities Limited ACN 003 485 952	Thursday, 19 May 2016	3,799.50		2,040 Ordinary shares
CBA Equities Limited ACN 003 485 952	Thursday, 19 May 2016	3,261.88		1,749 Ordinary shares
CBA Equities Limited ACN 003 485 952	Monday, 18 January 2016	N/A		548,294 Ordinary shares (borrowed from Merrill Lynch International, see Annexure C)
CBA Equities Limited ACN 003 485 952	Tuesday, 19 January 2016	N/A		548,294 Ordinary shares (borrowed from Merrill Lynch International, see Annexure C)
CBA Equities Limited ACN 003 485 952	Wednesday, 20 January 2016	N/A		22,912 Ordinary shares (borrowed from Merrill Lynch International, see Annexure C)
CBA Equities Limited ACN 003 485 952	Wednesday, 20 January 2016	N/A		548,294 Ordinary shares (borrowed from Merrill Lynch International, see Annexure C)
CBA Equities Limited ACN 003 485 952	Thursday, 21 January 2016	N/A		548,294 Ordinary shares (borrowed from Merrill Lynch International, see Annexure C)
CBA Equities Limited ACN 003 485 952	Friday, 22 January 2016	N/A		548,294 Ordinary shares (borrowed from Merrill Lynch International, see Annexure C)

CBA Equities Limited ACN 003 485 952	Friday, 22 January 2016	N/A		28,400 Ordinary shares (borrowed from Merrill Lynch International, see Annexure C)
CBA Equities Limited ACN 003 485 952	Monday, 25 January 2016	N/A		578,486 Ordinary shares (borrowed from Merrill Lynch International, see Annexure C)
CBA Equities Limited ACN 003 485 952	Tuesday, 26 January 2016	N/A		880 Ordinary shares (borrowed from Merrill Lynch International, see Annexure C)
CBA Equities Limited ACN 003 485 952	Tuesday, 26 January 2016	N/A		578,486 Ordinary shares (borrowed from Merrill Lynch International, see Annexure C)
CBA Equities Limited ACN 003 485 952	Wednesday, 27 January 2016	N/A		578,486 Ordinary shares (borrowed from Merrill Lynch International, see Annexure C)
CBA Equities Limited ACN 003 485 952	Thursday, 28 January 2016	N/A		583,040 Ordinary shares (borrowed from Merrill Lynch International, see Annexure C)
CBA Equities Limited ACN 003 485 952	Friday, 29 January 2016	N/A		588,032 Ordinary shares (borrowed from Merrill Lynch International, see Annexure C)
CBA Equities Limited ACN 003 485 952	Monday, 1 February 2016	N/A		596,288 Ordinary shares (borrowed from Merrill Lynch International, see Annexure C)
CBA Equities Limited ACN 003 485 952	Tuesday, 2 February 2016	N/A		596,288 Ordinary shares (borrowed from Merrill Lynch International, see Annexure C)
CBA Equities Limited ACN 003 485 952	Tuesday, 2 February 2016	N/A		2,000 Ordinary shares (borrowed from Merrill Lynch International, see Annexure C)
CBA Equities Limited ACN 003 485 952	Wednesday, 3 February 2016	N/A		601,088 Ordinary shares (borrowed from Merrill Lynch International, see Annexure C)
CBA Equities Limited ACN 003 485 952	Thursday, 4 February 2016	N/A		607,584 Ordinary shares (borrowed from Merrill Lynch International, see

				Annexure C)
CBA Equities Limited ACN 003 485 952	Monday, 8 February 2016	N/A		11,904 Ordinary shares (borrowed from Merrill Lynch International, see Annexure C)
CBA Equities Limited ACN 003 485 952	Monday, 8 February 2016	N/A		605,720 Ordinary shares (borrowed from Merrill Lynch International, see Annexure C)
CBA Equities Limited ACN 003 485 952	Tuesday, 9 February 2016	N/A		11,904 Ordinary shares (borrowed from Merrill Lynch International, see Annexure C)
CBA Equities Limited ACN 003 485 952	Tuesday, 9 February 2016	N/A		608,680 Ordinary shares (borrowed from Merrill Lynch International, see Annexure C)
CBA Equities Limited ACN 003 485 952	Wednesday, 10 February 2016	N/A		595,136 Ordinary shares (borrowed from Merrill Lynch International, see Annexure C)
CBA Equities Limited ACN 003 485 952	Wednesday, 10 February 2016	N/A		31,968 Ordinary shares (borrowed from Merrill Lynch International, see Annexure C)
CBA Equities Limited ACN 003 485 952	Thursday, 11 February 2016	N/A		5,408 Ordinary shares (borrowed from Merrill Lynch International, see Annexure C)
CBA Equities Limited ACN 003 485 952	Friday, 12 February 2016	N/A		653,600 Ordinary shares (borrowed from Merrill Lynch International, see Annexure C)
CBA Equities Limited ACN 003 485 952	Monday, 15 February 2016	N/A		11,250 Ordinary shares (borrowed from Merrill Lynch International, see Annexure C)
CBA Equities Limited ACN 003 485 952	Tuesday, 16 February 2016	N/A		661,252 Ordinary shares (borrowed from Merrill Lynch International, see Annexure C)
CBA Equities Limited ACN 003 485 952	Wednesday, 17 February 2016	N/A		662,848 Ordinary shares (borrowed from Merrill Lynch International, see Annexure C)
CBA Equities Limited	Thursday, 18 February	N/A		184 Ordinary shares (borrowed from Merrill

ACN 003 485 952	2016			Lynch International, see Annexure C)
CBA Equities Limited ACN 003 485 952	Monday, 22 February 2016	N/A		208,009 Ordinary shares (borrowed from Merrill Lynch International, see Annexure C)
CBA Equities Limited ACN 003 485 952	Tuesday, 23 February 2016	N/A		208,009 Ordinary shares (borrowed from Merrill Lynch International, see Annexure C)
CBA Equities Limited ACN 003 485 952	Wednesday, 24 February 2016	N/A		471,648 Ordinary shares (borrowed from Merrill Lynch International, see Annexure C)
CBA Equities Limited ACN 003 485 952	Wednesday, 24 February 2016	N/A		208,009 Ordinary shares (borrowed from Merrill Lynch International, see Annexure C)
CBA Equities Limited ACN 003 485 952	Thursday, 25 February 2016	N/A		687,424 Ordinary shares (borrowed from Merrill Lynch International, see Annexure C)
CBA Equities Limited ACN 003 485 952	Thursday, 25 February 2016	N/A		16 Ordinary shares (borrowed from Merrill Lynch International, see Annexure C)
CBA Equities Limited ACN 003 485 952	Friday, 26 February 2016	N/A		687,424 Ordinary shares (borrowed from Merrill Lynch International, see Annexure C)
CBA Equities Limited ACN 003 485 952	Monday, 29 February 2016	N/A		697,707 Ordinary shares (borrowed from Merrill Lynch International, see Annexure C)
CBA Equities Limited ACN 003 485 952	Tuesday, 1 March 2016	N/A		697,707 Ordinary shares (borrowed from Merrill Lynch International, see Annexure C)
CBA Equities Limited ACN 003 485 952	Tuesday, 1 March 2016	N/A		3,968 Ordinary shares (borrowed from Merrill Lynch International, see Annexure C)
CBA Equities Limited ACN 003 485 952	Wednesday, 2 March 2016	N/A		702,399 Ordinary shares (borrowed from Merrill Lynch International, see Annexure C)

CBA Equities Limited ACN 003 485 952	Thursday, 3 March 2016	N/A		32 Ordinary shares (borrowed from Merrill Lynch International, see Annexure C)
CBA Equities Limited ACN 003 485 952	Friday, 4 March 2016	N/A		255 Ordinary shares (borrowed from Merrill Lynch International, see Annexure C)
CBA Equities Limited ACN 003 485 952	Monday, 7 March 2016	N/A		255 Ordinary shares (borrowed from Merrill Lynch International, see Annexure C)
CBA Equities Limited ACN 003 485 952	Tuesday, 8 March 2016	N/A		255 Ordinary shares (borrowed from Merrill Lynch International, see Annexure C)
CBA Equities Limited ACN 003 485 952	Tuesday, 8 March 2016	N/A		692,544 Ordinary shares (borrowed from Merrill Lynch International, see Annexure C)
CBA Equities Limited ACN 003 485 952	Wednesday, 9 March 2016	N/A		255 Ordinary shares (borrowed from Merrill Lynch International, see Annexure C)
CBA Equities Limited ACN 003 485 952	Thursday, 10 March 2016	N/A		658,680 Ordinary shares (borrowed from Merrill Lynch International, see Annexure C)
CBA Equities Limited ACN 003 485 952	Friday, 11 March 2016	N/A		657,248 Ordinary shares (borrowed from Merrill Lynch International, see Annexure C)
CBA Equities Limited ACN 003 485 952	Monday, 14 March 2016	N/A		20 Ordinary shares (borrowed from Merrill Lynch International, see Annexure C)
CBA Equities Limited ACN 003 485 952	Tuesday, 15 March 2016	N/A		20 Ordinary shares (borrowed from Merrill Lynch International, see Annexure C)
CBA Equities Limited ACN 003 485 952	Wednesday, 16 March 2016	N/A		20 Ordinary shares (borrowed from Merrill Lynch International, see Annexure C)
CBA Equities Limited ACN 003 485 952	Thursday, 17 March 2016	N/A		20 Ordinary shares (borrowed from Merrill Lynch International, see Annexure C)

				Annexure C)
CBA Equities Limited ACN 003 485 952	Friday, 18 March 2016	N/A		20 Ordinary shares (borrowed from Merrill Lynch International, see Annexure C)
CBA Equities Limited ACN 003 485 952	Monday, 21 March 2016	N/A		62 Ordinary shares (borrowed from Merrill Lynch International, see Annexure C)
CBA Equities Limited ACN 003 485 952	Tuesday, 22 March 2016	N/A		64 Ordinary shares (borrowed from Merrill Lynch International, see Annexure C)
CBA Equities Limited ACN 003 485 952	Thursday, 31 March 2016	N/A		650,816 Ordinary shares (borrowed from Merrill Lynch International, see Annexure C)
CBA Equities Limited ACN 003 485 952	Wednesday, 6 April 2016	N/A		633,824 Ordinary shares (borrowed from Merrill Lynch International, see Annexure C)
CBA Equities Limited ACN 003 485 952	Friday, 8 April 2016	N/A		628,716 Ordinary shares (borrowed from Merrill Lynch International, see Annexure C)
CBA Equities Limited ACN 003 485 952	Friday, 15 April 2016	N/A		612,431 Ordinary shares (borrowed from Merrill Lynch International, see Annexure C)
CBA Equities Limited ACN 003 485 952	Monday, 18 April 2016	N/A		608,847 Ordinary shares (borrowed from Merrill Lynch International, see Annexure C)
CBA Equities Limited ACN 003 485 952	Tuesday, 19 April 2016	N/A		608,847 Ordinary shares (borrowed from Merrill Lynch International, see Annexure C)
CBA Equities Limited ACN 003 485 952	Wednesday, 20 April 2016	N/A		608,939 Ordinary shares (borrowed from Merrill Lynch International, see Annexure C)
CBA Equities Limited ACN 003 485 952	Thursday, 21 April 2016	N/A		610,860 Ordinary shares (borrowed from Merrill Lynch International, see Annexure C)
CBA Equities Limited	Friday, 22 April 2016	N/A		612,928 Ordinary shares (borrowed from Merrill

ACN 003 485 952				Lynch International, see Annexure C)
CBA Equities Limited ACN 003 485 952	Monday, 25 April 2016	N/A		130 Ordinary shares (borrowed from Merrill Lynch International, see Annexure C)
CBA Equities Limited ACN 003 485 952	Tuesday, 26 April 2016	N/A		628,552 Ordinary shares (borrowed from Merrill Lynch International, see Annexure C)
CBA Equities Limited ACN 003 485 952	Wednesday, 27 April 2016	N/A		98 Ordinary shares (borrowed from Merrill Lynch International, see Annexure C)
CBA Equities Limited ACN 003 485 952	Thursday, 28 April 2016	N/A		645,024 Ordinary shares (borrowed from Merrill Lynch International, see Annexure C)
CBA Equities Limited ACN 003 485 952	Friday, 29 April 2016	N/A		648,387 Ordinary shares (borrowed from Merrill Lynch International, see Annexure C)
CBA Equities Limited ACN 003 485 952	Monday, 2 May 2016	N/A		647,459 Ordinary shares (borrowed from Merrill Lynch International, see Annexure C)
CBA Equities Limited ACN 003 485 952	Wednesday, 4 May 2016	N/A		7,518 Ordinary shares (borrowed from Merrill Lynch International, see Annexure C)
CBA Equities Limited ACN 003 485 952	Wednesday, 4 May 2016	N/A		575,216 Ordinary shares (borrowed from Merrill Lynch International, see Annexure C)
CBA Equities Limited ACN 003 485 952	Monday, 9 May 2016	N/A		581,452 Ordinary shares (borrowed from Merrill Lynch International, see Annexure C)
CBA Equities Limited ACN 003 485 952	Tuesday, 10 May 2016	N/A		585,222 Ordinary shares (borrowed from Merrill Lynch International, see Annexure C)
CBA Equities Limited ACN 003 485 952	Wednesday, 11 May 2016	N/A		584,544 Ordinary shares (borrowed from Merrill Lynch International, see Annexure C)

CBA Equities Limited ACN 003 485 952	Thursday, 12 May 2016	N/A		592,131 Ordinary shares (borrowed from Merrill Lynch International, see Annexure C)
CBA Equities Limited ACN 003 485 952	Friday, 13 May 2016	N/A		596,071 Ordinary shares (borrowed from Merrill Lynch International, see Annexure C)
CBA Equities Limited ACN 003 485 952	Monday, 16 May 2016	N/A		594,776 Ordinary shares (borrowed from Merrill Lynch International, see Annexure C)
CBA Equities Limited ACN 003 485 952	Tuesday, 17 May 2016	N/A		593,766 Ordinary shares (borrowed from Merrill Lynch International, see Annexure C)
CBA Equities Limited ACN 003 485 952	Wednesday, 18 May 2016	N/A		593,766 Ordinary shares (borrowed from Merrill Lynch International, see Annexure C)

Colonial First State Asset Management (Australia) Limited ACN 114 194 311

Holder of relevant interest	Date of acquisition	Consideration Cash	Consideration Non-Cash	Class and number of securities
Colonial First State Asset Management (Australia) Limited ACN 114 194 311	Wednesday, 24 February 2016	39,046.13		20,443 Ordinary shares
Colonial First State Asset Management (Australia) Limited ACN 114 194 311	Monday, 29 February 2016	144,375.05		74,225 Ordinary shares
Colonial First State Asset Management (Australia) Limited ACN 114 194 311	Tuesday, 1 March 2016	90,097.81		47,739 Ordinary shares
Colonial First State Asset Management (Australia) Limited ACN 114 194 311	Friday, 4 March 2016	71,145.00		39,525 Ordinary shares
Colonial First State Asset Management (Australia) Limited ACN 114 194 311	Friday, 4 March 2016	6,690.30		3,722 Ordinary shares
Colonial First State Asset Management	Monday, 7 March 2016	123,976.21		69,964 Ordinary shares

(Australia) Limited ACN 114 194 311				
Colonial First State Asset Management (Australia) Limited ACN 114 194 311	Tuesday, 8 March 2016	152,182.92		88,840 Ordinary shares
Colonial First State Asset Management (Australia) Limited ACN 114 194 311	Wednesday, 9 March 2016	100,476.21		59,128 Ordinary shares
Colonial First State Asset Management (Australia) Limited ACN 114 194 311	Thursday, 10 March 2016	101,476.06		60,077 Ordinary shares
Colonial First State Asset Management (Australia) Limited ACN 114 194 311	Thursday, 10 March 2016	63,859.20		37,753 Ordinary shares
Colonial First State Asset Management (Australia) Limited ACN 114 194 311	Friday, 11 March 2016	53,364.84		30,788 Ordinary shares
Colonial First State Asset Management (Australia) Limited ACN 114 194 311	Tuesday, 17 May 2016	72,396.19		38,315 Ordinary shares
Colonial First State Asset Management (Australia) Limited ACN 114 194 311	Wednesday, 18 May 2016	87,970.18		46,835 Ordinary shares
Colonial First State Asset Management (Australia) Limited ACN 114 194 311	Thursday, 19 May 2016	87,881.07		47,187 Ordinary shares
Colonial First State Asset Management (Australia) Limited ACN 114 194 311	Friday, 18 March 2016	15,660.32		8,678 Ordinary shares
Colonial First State Asset Management (Australia) Limited ACN 114 194 311	Wednesday, 24 February 2016	117,279.73		61,403 Ordinary shares
Colonial First State Asset Management (Australia) Limited ACN 114 194 311	Monday, 29 February 2016	530,611.61		272,794 Ordinary shares

Colonial First State Asset Management (Australia) Limited ACN 114 194 311	Tuesday, 1 March 2016	362,299.32		191,967 Ordinary shares
Colonial First State Asset Management (Australia) Limited ACN 114 194 311	Friday, 4 March 2016	273,641.40		152,023 Ordinary shares
Colonial First State Asset Management (Australia) Limited ACN 114 194 311	Friday, 4 March 2016	25,733.01		14,316 Ordinary shares
Colonial First State Asset Management (Australia) Limited ACN 114 194 311	Monday, 7 March 2016	469,330.15		264,859 Ordinary shares
Colonial First State Asset Management (Australia) Limited ACN 114 194 311	Tuesday, 8 March 2016	469,295.19		273,961 Ordinary shares
Colonial First State Asset Management (Australia) Limited ACN 114 194 311	Wednesday, 9 March 2016	331,934.46		195,336 Ordinary shares
Colonial First State Asset Management (Australia) Limited ACN 114 194 311	Thursday, 10 March 2016	259,781.89		153,799 Ordinary shares
Colonial First State Asset Management (Australia) Limited ACN 114 194 311	Thursday, 10 March 2016	241,881.12		142,998 Ordinary shares
Colonial First State Asset Management (Australia) Limited ACN 114 194 311	Friday, 11 March 2016	208,074.00		120,045 Ordinary shares
Colonial First State Asset Management (Australia) Limited ACN 114 194 311	Monday, 16 May 2016	266,102.75		141,236 Ordinary shares
Colonial First State Asset Management (Australia) Limited ACN 114 194 311	Monday, 16 May 2016	48,847.86		25,936 Ordinary shares
Colonial First State Asset Management (Australia) Limited ACN	Tuesday, 17 May 2016	326,360.11		172,723 Ordinary shares

114 194 311				
Colonial First State Asset Management (Australia) Limited ACN 114 194 311	Wednesday, 18 May 2016	396,574.87		211,135 Ordinary shares
Colonial First State Asset Management (Australia) Limited ACN 114 194 311	Thursday, 19 May 2016	298,710.34		160,390 Ordinary shares
Colonial First State Asset Management (Australia) Limited ACN 114 194 311	Wednesday, 24 February 2016	83,444.08		43,688 Ordinary shares
Colonial First State Asset Management (Australia) Limited ACN 114 194 311	Tuesday, 1 March 2016	50,738.17		26,884 Ordinary shares
Colonial First State Asset Management (Australia) Limited ACN 114 194 311	Friday, 4 March 2016	64,089.00		35,605 Ordinary shares
Colonial First State Asset Management (Australia) Limited ACN 114 194 311	Friday, 4 March 2016	6,027.02		3,353 Ordinary shares
Colonial First State Asset Management (Australia) Limited ACN 114 194 311	Monday, 7 March 2016	78,239.12		44,153 Ordinary shares
Colonial First State Asset Management (Australia) Limited ACN 114 194 311	Tuesday, 8 March 2016	82,878.37		48,382 Ordinary shares
Colonial First State Asset Management (Australia) Limited ACN 114 194 311	Wednesday, 9 March 2016	95,918.69		56,446 Ordinary shares
Colonial First State Asset Management (Australia) Limited ACN 114 194 311	Thursday, 10 March 2016	101,645.62		60,092 Ordinary shares
Colonial First State Asset Management (Australia) Limited ACN 114 194 311	Friday, 11 March 2016	56,401.58		32,540 Ordinary shares
Colonial First State Asset Management	Tuesday, 17 May 2016	83,750.20		44,324 Ordinary shares

(Australia) Limited ACN 114 194 311				
Colonial First State Asset Management (Australia) Limited ACN 114 194 311	Wednesday, 18 May 2016	101,770.05		54,182 Ordinary shares
Colonial First State Asset Management (Australia) Limited ACN 114 194 311	Thursday, 19 May 2016	96,120.33		51,611 Ordinary shares
Colonial First State Asset Management (Australia) Limited ACN 114 194 311	Tuesday, 23 February 2016	7,981.89		4,011 Ordinary shares
Colonial First State Asset Management (Australia) Limited ACN 114 194 311	Wednesday, 24 February 2016	5,612.87		2,931 Ordinary shares
Colonial First State Asset Management (Australia) Limited ACN 114 194 311	Tuesday, 1 March 2016	12,577.95		6,655 Ordinary shares
Colonial First State Asset Management (Australia) Limited ACN 114 194 311	Tuesday, 8 March 2016	11,912.85		6,906 Ordinary shares
Colonial First State Asset Management (Australia) Limited ACN 114 194 311	Wednesday, 9 March 2016	9,572.70		5,631 Ordinary shares
Colonial First State Asset Management (Australia) Limited ACN 114 194 311	Friday, 18 March 2016	12,560.02		6,960 Ordinary shares
Colonial First State Asset Management (Australia) Limited ACN 114 194 311	Thursday, 7 April 2016	12,813.99		6,762 Ordinary shares
Colonial First State Asset Management (Australia) Limited ACN 114 194 311	Thursday, 7 April 2016	2,260.74		1,193 Ordinary shares
Colonial First State Asset Management (Australia) Limited ACN 114 194 311	Wednesday, 20 April 2016	11,426.94		6,046 Ordinary shares

Colonial First State Asset Management (Australia) Limited ACN 114 194 311	Tuesday, 26 April 2016	1,637.07		831 Ordinary shares
Colonial First State Asset Management (Australia) Limited ACN 114 194 311	Tuesday, 2 February 2016	17,132.15		7,895 Ordinary shares
Colonial First State Asset Management (Australia) Limited ACN 114 194 311	Wednesday, 24 February 2016	1,179.64		616 Ordinary shares
Colonial First State Asset Management (Australia) Limited ACN 114 194 311	Friday, 26 February 2016	16,199.96		8,617 Ordinary shares
Colonial First State Asset Management (Australia) Limited ACN 114 194 311	Wednesday, 16 March 2016	15,584.84		8,731 Ordinary shares
Colonial First State Asset Management (Australia) Limited ACN 114 194 311	Tuesday, 5 April 2016	16,598.50		8,900 Ordinary shares
Colonial First State Asset Management (Australia) Limited ACN 114 194 311	Thursday, 12 May 2016	1,075.33		563 Ordinary shares
Colonial First State Asset Management (Australia) Limited ACN 114 194 311	Monday, 16 May 2016	1,651.86		874 Ordinary shares
Colonial First State Asset Management (Australia) Limited ACN 114 194 311	Thursday, 21 January 2016	7,145.39		3,743 Ordinary shares
Colonial First State Asset Management (Australia) Limited ACN 114 194 311	Tuesday, 2 February 2016	15,797.79		7,326 Ordinary shares
Colonial First State Asset Management (Australia) Limited ACN 114 194 311	Monday, 14 March 2016	21,901.79		11,961 Ordinary shares
Colonial First State Asset Management (Australia) Limited ACN	Wednesday, 23 March 2016	6,153.40		3,184 Ordinary shares

114 194 311				
Colonial First State Asset Management (Australia) Limited ACN 114 194 311	Thursday, 14 April 2016	2,677.56		1,434 Ordinary shares
Colonial First State Asset Management (Australia) Limited ACN 114 194 311	Tuesday, 8 March 2016	1,569.75		910 Ordinary shares
Colonial First State Asset Management (Australia) Limited ACN 114 194 311	Monday, 15 February 2016	157,624.74		81,041 Ordinary shares
Colonial First State Asset Management (Australia) Limited ACN 114 194 311	Wednesday, 24 February 2016	33,808.91		17,701 Ordinary shares
Colonial First State Asset Management (Australia) Limited ACN 114 194 311	Monday, 29 February 2016	78,500.35		40,358 Ordinary shares
Colonial First State Asset Management (Australia) Limited ACN 114 194 311	Tuesday, 1 March 2016	52,633.02		27,888 Ordinary shares
Colonial First State Asset Management (Australia) Limited ACN 114 194 311	Friday, 4 March 2016	35,704.80		19,836 Ordinary shares
Colonial First State Asset Management (Australia) Limited ACN 114 194 311	Friday, 4 March 2016	3,357.73		1,868 Ordinary shares
Colonial First State Asset Management (Australia) Limited ACN 114 194 311	Monday, 7 March 2016	68,145.80		38,457 Ordinary shares
Colonial First State Asset Management (Australia) Limited ACN 114 194 311	Tuesday, 8 March 2016	70,272.40		41,023 Ordinary shares
Colonial First State Asset Management (Australia) Limited ACN 114 194 311	Wednesday, 9 March 2016	46,440.17		27,329 Ordinary shares
Colonial First State Asset Management	Thursday, 10 March	40,482.66		23,967 Ordinary shares

(Australia) Limited ACN 114 194 311	2016			
Colonial First State Asset Management (Australia) Limited ACN 114 194 311	Thursday, 10 March 2016	75,894.22		44,868 Ordinary shares
Colonial First State Asset Management (Australia) Limited ACN 114 194 311	Thursday, 19 May 2016	122,298.22		65,667 Ordinary shares
Colonial First State Asset Management (Australia) Limited ACN 114 194 311	Friday, 18 March 2016	12,558.21		6,959 Ordinary shares
Colonial First State Asset Management (Australia) Limited ACN 114 194 311	Wednesday, 6 April 2016	77,962.12		41,233 Ordinary shares
Colonial First State Asset Management (Australia) Limited ACN 114 194 311	Thursday, 7 April 2016	45,926.70		24,263 Ordinary shares
Colonial First State Asset Management (Australia) Limited ACN 114 194 311	Friday, 8 April 2016	323,648.90		170,407 Ordinary shares
Colonial First State Asset Management (Australia) Limited ACN 114 194 311	Monday, 11 April 2016	37,851.39		20,101 Ordinary shares
Colonial First State Asset Management (Australia) Limited ACN 114 194 311	Tuesday, 12 April 2016	306,620.92		164,695 Ordinary shares
Colonial First State Asset Management (Australia) Limited ACN 114 194 311	Wednesday, 13 April 2016	991,935.92		531,567 Ordinary shares
Colonial First State Asset Management (Australia) Limited ACN 114 194 311	Thursday, 14 April 2016	404,784.94		218,714 Ordinary shares
Colonial First State Asset Management (Australia) Limited ACN 114 194 311	Tuesday, 17 May 2016	110,993.01		58,742 Ordinary shares

Colonial First State Asset Management (Australia) Limited ACN 114 194 311	Wednesday, 18 May 2016	134,873.21		71,806 Ordinary shares
Colonial First State Asset Management (Australia) Limited ACN 114 194 311	Thursday, 19 May 2016	64,811.52		34,800 Ordinary shares
Colonial First State Asset Management (Australia) Limited ACN 114 194 311	Wednesday, 9 March 2016	3,231.70		1,901 Ordinary shares
Colonial First State Asset Management (Australia) Limited ACN 114 194 311	Wednesday, 20 April 2016	4,163.67		2,203 Ordinary shares

Colonial First State Investments Limited (Note 1) ACN 002 348 352

Holder of relevant interest	Date of acquisition	Consideration Cash	Consideration Non-Cash	Class and number of securities
Colonial First State Investments Limited (Note 1) ACN 002 348 352	Monday, 21 March 2016	65,524.05		35,499 Ordinary shares
Colonial First State Investments Limited (Note 1) ACN 002 348 352	Wednesday, 9 March 2016	N/A		2,432 Ordinary shares (borrowed from Citigroup Global Markets Limited (Agreement 1), see Annexure C)
Colonial First State Investments Limited (Note 1) ACN 002 348 352	Friday, 11 March 2016	N/A		2,280 Ordinary shares (borrowed from Citigroup Global Markets Limited (Agreement 1), see Annexure C)
Colonial First State Investments Limited (Note 1) ACN 002 348 352	Wednesday, 16 March 2016	N/A		7,097 Ordinary shares (borrowed from Citigroup Global Markets Limited (Agreement 1), see Annexure C)
Colonial First State Investments Limited (Note 1) ACN 002 348 352	Friday, 18 March 2016	N/A		3,335 Ordinary shares (borrowed from Citigroup Global Markets Limited (Agreement 1), see Annexure C)
Colonial First State Investments Limited (Note 1) ACN 002 348 352	Tuesday, 22 March 2016	N/A		2,493 Ordinary shares (borrowed from Citigroup Global Markets

352				Limited (Agreement 1), see Annexure C)
Colonial First State Investments Limited (Note 1) ACN 002 348 352	Thursday, 24 March 2016	N/A		1,762 Ordinary shares (borrowed from Citigroup Global Markets Limited (Agreement 1), see Annexure C)
Colonial First State Investments Limited (Note 1) ACN 002 348 352	Wednesday, 30 March 2016	N/A		2,006 Ordinary shares (borrowed from Citigroup Global Markets Limited (Agreement 1), see Annexure C)
Colonial First State Investments Limited (Note 1) ACN 002 348 352	Friday, 1 April 2016	N/A		3,888 Ordinary shares (borrowed from Citigroup Global Markets Limited (Agreement 1), see Annexure C)
Colonial First State Investments Limited (Note 1) ACN 002 348 352	Tuesday, 5 April 2016	N/A		1,982 Ordinary shares (borrowed from Citigroup Global Markets Limited (Agreement 1), see Annexure C)
Colonial First State Investments Limited (Note 1) ACN 002 348 352	Monday, 2 May 2016	N/A		1,090 Ordinary shares (borrowed from Citigroup Global Markets Limited (Agreement 1), see Annexure C)
Colonial First State Investments Limited (Note 1) ACN 002 348 352	Tuesday, 19 January 2016	96,351.54		51,330 Ordinary shares
Colonial First State Investments Limited (Note 1) ACN 002 348 352	Wednesday, 3 February 2016	42,752.15		20,231 Ordinary shares
Colonial First State Investments Limited (Note 1) ACN 002 348 352	Wednesday, 16 March 2016	52,034.54		28,828 Ordinary shares
Colonial First State Investments Limited (Note 1) ACN 002 348 352	Monday, 15 February 2016	N/A		10,065 Ordinary shares (borrowed from UBS AG (Agreement 2), see Annexure C)
Colonial First State Investments Limited (Note 1) ACN 002 348 352	Thursday, 11 February 2016	40,767.54		21,050 Ordinary shares

Colonial First State Investments Limited (Note 1) ACN 002 348 352	Monday, 11 April 2016	6,606.33		3,511 Ordinary shares
Colonial First State Investments Limited (Note 1) ACN 002 348 352	Tuesday, 12 April 2016	9,454.10		5,048 Ordinary shares
Colonial First State Investments Limited (Note 1) ACN 002 348 352	Wednesday, 13 April 2016	23,655.61		12,701 Ordinary shares
Colonial First State Investments Limited (Note 1) ACN 002 348 352	Wednesday, 13 April 2016	6,556.11		3,519 Ordinary shares
Colonial First State Investments Limited (Note 1) ACN 002 348 352	Thursday, 14 April 2016	11,054.12		5,926 Ordinary shares
Colonial First State Investments Limited (Note 1) ACN 002 348 352	Friday, 15 April 2016	6,489.79		3,445 Ordinary shares
Colonial First State Investments Limited (Note 1) ACN 002 348 352	Thursday, 21 April 2016	23,108.93		12,439 Ordinary shares
Colonial First State Investments Limited (Note 1) ACN 002 348 352	Wednesday, 27 April 2016	11,989.51		6,123 Ordinary shares
Colonial First State Investments Limited (Note 1) ACN 002 348 352	Thursday, 28 April 2016	2,015.59		1,032 Ordinary shares
Colonial First State Investments Limited (Note 1) ACN 002 348 352	Friday, 12 February 2016	72,615.14		37,683 Ordinary shares
Colonial First State Investments Limited (Note 1) ACN 002 348 352	Tuesday, 22 March 2016	19,821.70		10,392 Ordinary shares
Colonial First State Investments Limited (Note 1) ACN 002 348	Wednesday, 13 April 2016	32,062.38		17,199 Ordinary shares


352				
Colonial First State Investments Limited (Note 1) ACN 002 348 352	Monday, 16 May 2016	26,529.62		14,107 Ordinary shares
Colonial First State Investments Limited (Note 1) ACN 002 348 352	Thursday, 19 May 2016	46,737.11		25,044 Ordinary shares

Realindex Investments Pty Limited ACN 133 312 017

Holder of relevant interest	Date of acquisition	Consideration Cash	Consideration Non-Cash	Class and number of securities
Realindex Investments Pty Limited ACN 133 312 017	Wednesday, 16 March 2016	54,058.72		30,285 Ordinary shares
Realindex Investments Pty Limited ACN 133 312 017	Thursday, 7 April 2016	10,805.29		5,702 Ordinary shares
Realindex Investments Pty Limited ACN 133 312 017	Wednesday, 6 April 2016	115,336.36		60,209 Ordinary shares
Realindex Investments Pty Limited ACN 133 312 017	Friday, 8 April 2016	59,803.53		31,622 Ordinary shares
Realindex Investments Pty Limited ACN 133 312 017	Wednesday, 16 March 2016	655,132.48		367,021 Ordinary shares
Realindex Investments Pty Limited ACN 133 312 017	Friday, 1 April 2016	38,960.62		20,779 Ordinary shares
Realindex Investments Pty Limited ACN 133 312 017	Wednesday, 6 April 2016	34,009.56		17,754 Ordinary shares

Annexure C

This is annexure C referred to in Form 603, Notice of initial substantial holder dated **19/05/2016**



Carla Collingwood

Company Secretary

Dated the 20 May 2016

Commonwealth Bank of Australia will, if requested by the company or responsible entity to whom this form must be given or by the Australian Securities and Investments Commission (ASIC), give a copy of one or more of the following agreements to the company, responsible entity or ASIC (as appropriate).

Citigroup Global Markets Limited (Agreement 1)

Type of agreement:	Australian Master Securities Lending Agreement
Parties to agreement:	(1) Citigroup Global Markets Limited; and (2) Colonial First State Investments Limited
Can the parties exercise voting rights attaching to the securities?	No
If yes, in what circumstances?	N/A
Date on which the securities were (or are) expected to be delivered to the borrower or its nominee (ie borrow date):	The dates indicated in Annexure B on which securities were borrowed.
Scheduled date (if any) when the securities are expected to be returned to the borrower or its nominee (ie return date):	Any particular day.
Does the borrower have the right to return the securities early? [Yes/No]	Yes
If yes, in which circumstances?	At any time subject to giving notice.
Does the lender have the right to recall the securities early (ie before the scheduled return date)? [Yes/No]	Yes
If yes, in which circumstances?	At any time subject to giving notice.
Are there circumstances in which the borrower will not be required to return the securities on settlement? [Yes/No]	No
If yes, in which circumstances?	N/A

Merrill Lynch International

Type of agreement:	Global Master Securities Lending Agreement
--------------------	--

Parties to agreement:	(1) Commonwealth Bank of Australia and (2) Merrill Lynch International
Can the parties exercise voting rights attaching to the securities?	No
If yes, in what circumstances?	N/A
Date on which the securities were (or are) expected to be delivered to the borrower or its nominee (ie borrow date):	The dates indicated in Annexure B on which securities were borrowed.
Scheduled date (if any) when the securities are expected to be returned to the borrower or its nominee (ie return date):	Any particular day.
Does the borrower have the right to return the securities early? [Yes/No]	Yes
If yes, in which circumstances?	At any time subject to giving notice.
Does the lender have the right to recall the securities early (ie before the scheduled return date)? [Yes/No]	Yes
If yes, in which circumstances?	At any time subject to giving notice.
Are there circumstances in which the borrower will not be required to return the securities on settlement? [Yes/No]	No
If yes, in which circumstances?	N/A

Barclays Capital Securities Ltd

Type of agreement:	Global Master Securities Lending Agreement
Parties to agreement:	(1) Commonwealth Bank of Australia and (2) Barclays Capital Securities Ltd
Can the parties exercise voting rights attaching to the securities?	No
If yes, in what circumstances?	N/A
Date on which the securities were (or are) expected to be delivered to the borrower or its nominee (ie borrow date):	The dates indicated in Annexure B on which securities were borrowed.
Scheduled date (if any) when the securities are expected to be returned to the borrower or its nominee (ie return date):	Any particular day.
Does the borrower have the right to return the securities early? [Yes/No]	Yes
If yes, in which circumstances?	At any time subject to giving notice.

Does the lender have the right to recall the securities early (ie before the scheduled return date)? [Yes/No]	Yes
If yes, in which circumstances?	At any time subject to giving notice.
Are there circumstances in which the borrower will not be required to return the securities on settlement? [Yes/No]	No
If yes, in which circumstances?	N/A

UBS AG (Agreement 2)

Type of agreement:	Australian Master Securities Lending Agreement
Parties to agreement:	(1) UBS AG; and (2) Colonial First State Investments Limited
Can the parties exercise voting rights attaching to the securities?	No
If yes, in what circumstances?	N/A
Date on which the securities were (or are) expected to be delivered to the borrower or its nominee (ie borrow date):	The dates indicated in Annexure B on which securities were borrowed.
Scheduled date (if any) when the securities are expected to be returned to the borrower or its nominee (ie return date):	Any particular day.
Does the borrower have the right to return the securities early? [Yes/No]	Yes
If yes, in which circumstances?	At any time subject to giving notice.
Does the lender have the right to recall the securities early (ie before the scheduled return date)? [Yes/No]	Yes
If yes, in which circumstances?	At any time subject to giving notice.
Are there circumstances in which the borrower will not be required to return the securities on settlement? [Yes/No]	No
If yes, in which circumstances?	N/A