

Virtual Meeting Online Guide

Before you begin

Ensure your browser is compatible.
Check your current browser by going to the website: **whatismybrowser.com**

Supported browsers are:

- Chrome – Version 44 & 45 and after
- Firefox – 40.0.2 and after
- Safari – OS X v10.9 & OS X v10.10 and after
- Internet Explorer 9 and up

To attend and vote you must have your securityholder number and postcode.

Appointed Proxy: Your proxy number will be provided by Link before the meeting.

Please make sure you have this information before proceeding.

Virtual Meeting Online Guide

A registration form for LINK Group. At the top is the LINK Group logo. Below it, a heading says "Please register your details to participate". The form has four input fields: "Full Name", "Mobile (e.g. 022 123 1234)", "Email", and "Company Name". Below these is a checkbox labeled "I have read and accept the Terms & Conditions". At the bottom is an orange button labeled "REGISTER AND WATCH AGM". A small text at the very bottom says "Help Number: 1300 990 363".

Step 1

Open your web browser and go to <https://agmlive.link/SUG20> and select the relevant meeting.

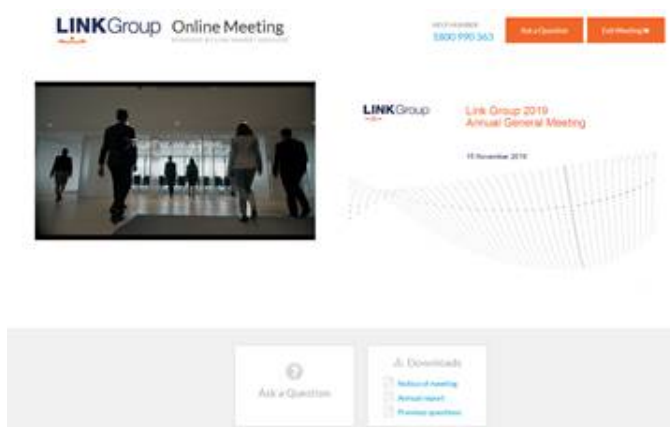
Step 2

Log in to the portal using your full name, mobile number, email address, and company name (if applicable).

Please read and accept the terms and conditions before clicking on the blue **'Register and Watch Meeting'** button.

- On the left – a live video webcast of the Meeting
- On the right – the presentation slides that will be addressed during the Meeting
- At the bottom – buttons for 'Ask a Question' and a list of company documents to download

Note: If you close your browser, your session will expire and you will need to re-register. If using the same email address, you can request a link to be emailed to you to log back in.

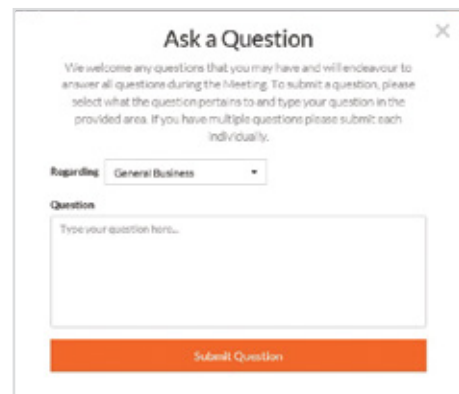


1. How to ask a question

Note: Only securityholders are eligible to ask questions.

To ask a question, click on the 'Ask a Question' button either at the top or bottom of the webpage.

The **'Ask a Question'** box will then pop up with two sections for completion.

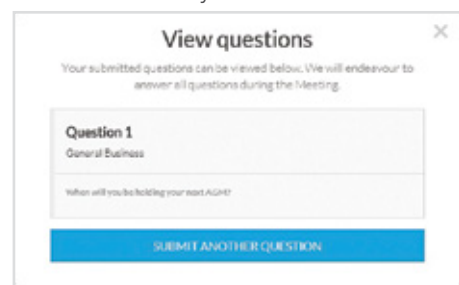
A pop-up form titled "Ask a Question". It has a close button (X) in the top right. The text inside says: "We welcome any questions that you may have and will endeavour to answer all questions during the Meeting. To submit a question, please select what the question pertains to and type your question in the provided area. If you have multiple questions please submit each individually." Below this is a dropdown menu labeled "Regarding:" with "General Business" selected. Underneath is a text area labeled "Question" with the placeholder "Type your question here...". At the bottom is an orange button labeled "Submit Question".

Click in the **'Question'** section and type your question and click on 'Submit'.

A **'View Questions'** box will appear where you can view your questions at any point. Only you can see the questions you have asked.

If your question has been answered and you would like to exercise your right of reply, you can submit another question.

Note that not all questions are guaranteed to be answered during the Meeting, but we will do our best to address your concerns.

A pop-up box titled "View questions" with a close button (X) in the top right. The text inside says: "Your submitted questions can be viewed below. We will endeavour to answer all questions during the Meeting." Below this is a box labeled "Question 1" with "General Business" underneath. Further down, it says "When will you be holding your next AGM?". At the bottom is a blue button labeled "SUBMIT ANOTHER QUESTION".

2. Downloads

View relevant documentation in the Downloads section.

Contact us

Australia

T 1300 554 474

E info@linkmarketservices.com.au

New Zealand

T +64 9 375 5998

E enquiries@linkmarketservices.co.nz