

# Smartshares Exchange Traded Funds

## Smartshares NZ Bond ETF

### Fund update for the quarter ended 30 September 2021

This fund update was first made publicly available on 27 October 2021.

### What is the purpose of this update?

This document tells you how Smartshares NZ Bond ETF has performed and what fees were charged. The document will help you to compare the fund with other funds. Smartshares Limited prepared this update in accordance with the Financial Markets Conduct Act 2013. This information is not audited and may be updated.

### Description of this fund

Invests in New Zealand bonds, with the objective of outperforming the S&P/NZX A-Grade Corporate Bond Index over rolling 3-year periods. The investment manager is Nikko Asset Management New Zealand Limited.

Total value of the fund: \$318,464,044

The date the fund started: 12 November 2015

To help you clarify your own attitude to risk, you can seek financial advice or work out your risk profile at [sorted.org.nz/tools/investor-kickstarter](https://sorted.org.nz/tools/investor-kickstarter).


Note that even the lowest category does not mean a risk-free investment, and there are other risks that are not captured by this rating.

This risk indicator is not a guarantee of a fund's future performance. The risk indicator is based on the returns data for 5 years to 30 September 2021. While risk indicators are usually relatively stable, they do shift from time to time. The risk indicator will continue to be updated in future fund updates.

See the Product Disclosure Statement for the Smartshares Exchange Traded Funds – Specialist Series for more information about the risks associated with investing in this fund.

### What are the risks of investing?

#### Risk indicator for Smartshares NZ Bond ETF



The risk indicator is rated from 1 (low) to 7 (high). The rating reflects how much the value of the fund's assets goes up and down. A higher risk generally means higher potential returns over time, but more ups and downs along the way.

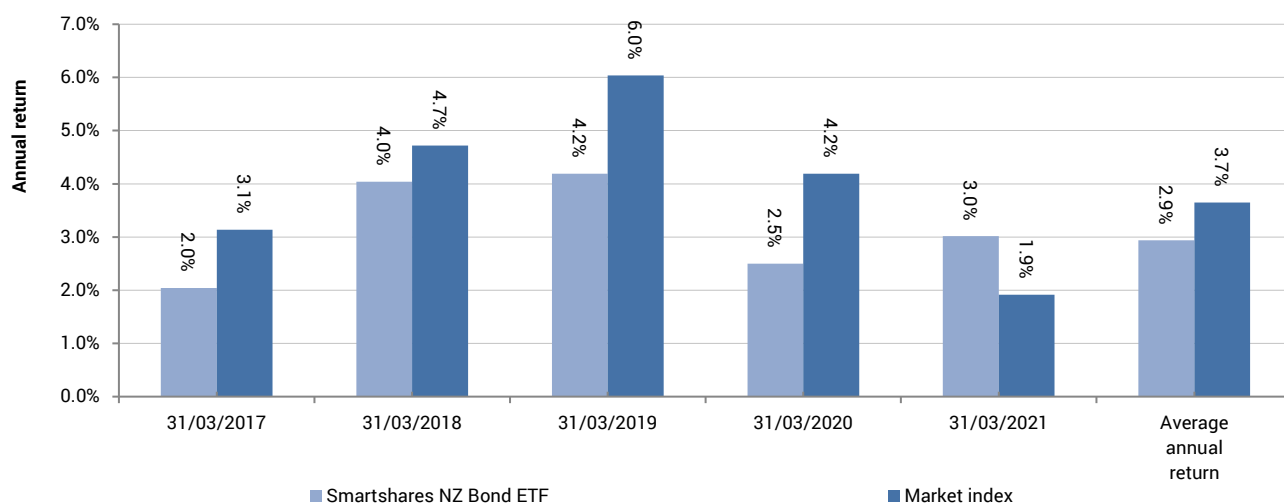
### How has the fund performed?

	Average over past 5 years	Past year
<b>Annual return</b> (after deductions for charges and tax)	2.47%	-2.35%
<b>Annual return</b> (after deductions for charges but before tax)	3.41%	-3.26%
<b>Market index annual return</b> (reflects no deduction for charges and tax)	3.15%	-4.06%

The market index annual return is based on the annual return of the S&P/NZX A-Grade Corporate Bond Index. Additional information about the market index is available in the 'Other Material Information' document on the offer register at [disclose-register.companiesoffice.govt.nz](https://disclose-register.companiesoffice.govt.nz).



## Annual return graph



This shows the return after fund charges and tax for each year ending 31 March since the fund started. The last bar shows the average annual return since the fund started, up to 30 September 2021.

**Important:** This does not tell you how the fund will perform in the future.

Returns in this update are after tax at the highest prescribed investor rate (PIR) of tax for an individual New Zealand resident. Your tax may be lower.

## What fees are investors charged?

Investors in Smartshares NZ Bond ETF are charged fund charges. In the year to 31 March 2021 these were:

	% per annum of fund's net asset value
<b>Total fund charges</b>	0.54%
Which are made up of:	
<b>Total management and administration charges</b>	0.54%
Including:	
Manager's basic fee	0.53%
Other management and administration charges	0.01% <sup>1</sup>

Investors may also be charged individual action fees for specific actions or decisions (for example, for initial contributions to the fund). See the Product Disclosure Statement for the Smartshares Exchange Traded Funds – Specialist Series for more information about those fees.

The fees set out above include GST where applicable.

Small differences in fees and charges can have a big impact on your investment over the long term.

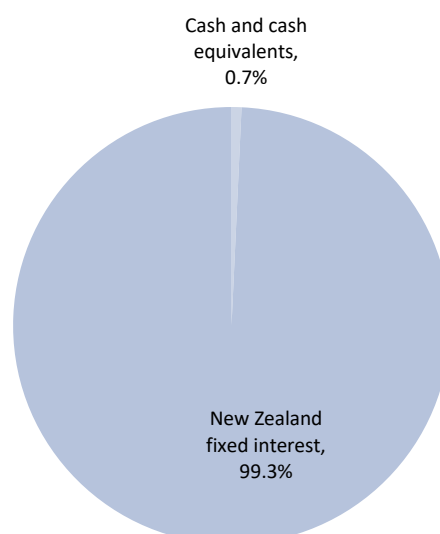
## Example of how this applies to an investor

Tara had \$10,000 in the fund at the start of the year and did not make any further contributions. At the end of the year, Tara incurred a loss after fund charges were deducted of -\$235 (that is -2.35% of her initial \$10,000). This gives Tara a total loss after tax of -\$235 for the year.

## What does the fund invest in?

### Actual investment mix

This shows the types of assets that the fund invests in.





### Target investment mix

This shows the mix of assets that the fund generally intends to invest in.

Asset Category	Target asset mix
Cash and cash equivalents	-
New Zealand fixed interest	100.00%
International fixed interest	-
Australasian equities	-
International equities	-
Listed property	-
Unlisted property	-
Commodities	-
Other	-

### Top 10 investments

Name	% of fund's net asset value	Type	Country	Credit rating (if applicable)
New Zealand Government 20/09/25 2.0% IB	6.97%	New Zealand fixed interest	New Zealand	AAA
Kommunalbanken AS 02/07/30 1.25% GB	3.27%	New Zealand fixed interest	Norway	AAA
TR Group Ltd 07/03/24 4.533% CB	2.65%	New Zealand fixed interest	New Zealand	
Kiwibank Ltd 20/09/24 2.155% CB	2.62%	New Zealand fixed interest	New Zealand	NR
Housing New Zealand Ltd 18/10/28 3.42% CB	2.50%	New Zealand fixed interest	New Zealand	AAA
Fonterra Co-operative Group Ltd 19/06/25 5.08% CB	2.39%	New Zealand fixed interest	New Zealand	A-
Genesis Energy Ltd 03/04/25 5.00% CB	2.35%	New Zealand fixed interest	New Zealand	BBB+
Transpower New Zealand Ltd 04/09/25 1.735% GB	2.33%	New Zealand fixed interest	New Zealand	AA
ASB Bank Ltd 04/05/26 1.646% CB	2.24%	New Zealand fixed interest	New Zealand	AA-
Insurance Australia Group Ltd 15/06/43 5.15% CB	2.24%	New Zealand fixed interest	Australia	BBB

The top 10 investments make up 29.56% of the fund's net asset value.

### Currency hedging

The fund does not have foreign currency exposure.



## Key personnel

This shows the directors and employees who have the most influence on the investment decisions of the fund:

Name	Current position	Time in current position	Previous or other positions	Time in previous / other position
Fergus McDonald	Head of Bonds and Currency - Nikko Asset Management	21 years and 3 months	NZ Fixed Interest Portfolio Manager - Nikko Asset Management New Zealand Limited	10 years and 5 months
Ian Bellew	Fixed Income Manager - Nikko Asset Management	9 years and 9 months	Cash Portfolio Manager - Nikko Asset Management New Zealand Limited	4 years and 10 months
Matthew Johnson	Fixed Income Manager - Nikko Asset Management	2 years and 10 months	Senior Strategy Analyst - The Comfort Group - Asia Pacific	2 years, 6 months
George Carter	Managing Director - Nikko Asset Management	5 years and 11 months	Director Head of Distribution - AMP Capital Investors NZ Limited	6 years and 4 months

## Further information

You can also obtain this information, the Product Disclosure Statement for the Smartshares Exchange Traded Funds – Specialist Series, and some additional information, from the offer register at [disclose-register.companiesoffice.govt.nz](https://disclose-register.companiesoffice.govt.nz).

## Notes

- 1 We charge fixed fund charges that cover normal fund operating costs. For disclosure purposes, supervisor, audit and legal costs are not included in the manager's basic fee, but are included in the other management and administration charges.