

Companies Announcements Office

Australian Securities Exchange

Date 11 August 2009

**Subject: Half Year Results**

Please find attached the Company's results for the half year to 30 June 2009 in the form of Appendix 4D and the Company's press release.

Yours faithfully



Louise Sexton  
Company Secretary

# Hutchison Telecommunications (Australia) Limited ABN 15 003 677 227

## ASX Half year information – 30 June 2009

Lodged with the ASX under Listing Rule 4.2A.

### Contents

Results for Announcement to the Market ( <i>Appendix 4D item 2</i> )	2
Half year report ( <i>ASX Listing rule 4.2A1</i> )	3
Directors' report	3
Auditors' independence declaration	10
Consolidated Statement of Comprehensive Income	11
Consolidated Statement of Financial Position	12
Consolidated Statement of Changes in Equity	13
Consolidated Statement of Cash Flows	14
Notes to the Consolidated Financial Statements	15
Directors' declaration	18
Supplementary Appendix 4D Information ( <i>Appendix 4D items 3 to 9</i> )	19
Compliance statement	21
Independent auditor's review report to the members	22

This interim financial report does not include all the notes of the type normally included in an annual financial report. Accordingly, this report is to be read in conjunction with the annual report for the year ended 31 December 2008 and any public announcements made by Hutchison Telecommunications (Australia) Limited during the interim reporting period in accordance with the continuous disclosure requirements of the *Corporations Act 2001*.

Hutchison Telecommunications (Australia) Limited  
 Half year ended 30 June 2009  
 (Previous corresponding period:  
 Half year ended 30 June 2008)

**Results for Announcement to the Market**

				\$'000
<b>Revenue</b> from ordinary activities <i>(Appendix 4D item 2.1)</i>	down	1.6%	to	748,779
<b>Profit</b> from ordinary activities after tax attributable to members <i>(Appendix 4D item 2.2)</i>	up	746.4%	to	552,012
<b>Net profit</b> for the period attributable to members <i>(Appendix 4D item 2.3)</i>	up	746.4%	to	552,012

<b>Dividends/distributions</b> <i>(Appendix 4D item 2.4)</i>	Amount per security	Franked amount per security
Final dividend <i>(prior year)</i>	Nil	Nil
Interim dividend	Nil	Nil

**Record date** for determining entitlements to the interim dividend

N/A

*(Appendix 4D item 2.5)*

N/A

Hutchison Telecommunications (Australia) Limited  
ABN 15 003 677 227

## **Half year report – 30 June 2009**

### **Directors' report**

Your Directors present their report on the Consolidated Entity consisting of Hutchison Telecommunications (Australia) Limited ("Hutchison" or "the Company") and the entities it controlled at the end of, or during, the half year ended 30 June 2009.

#### **Directors**

The following persons were Directors of Hutchison Telecommunications (Australia) Limited during the whole of the half year and up to the date of this report:

FOK Kin-ning, Canning  
Barry ROBERTS-THOMSON  
CHOW WOO Mo Fong, Susan  
Justin H. GARDENER  
LAI Kai Ming, Dominic  
John Michael SCANLON  
Frank John SIXT  
Roderick James SNODGRASS

Mr Kevin Steven RUSSELL resigned as a director on 9 June 2009.

## Review of operations <sup>1</sup>

On 10 June 2009, the Company announced that the merger of its operating subsidiary, Hutchison 3G Australia Pty Ltd (H3GA) and Vodafone Australia Limited (VAL) had completed. As a result of the merger H3GA acquired 100% of VAL and issued shares to subsidiaries of Vodafone Group Plc resulting in the Vodafone entities holding 50% of the H3GA shares. H3GA has been renamed Vodafone Hutchison Australia Pty Limited (VHA).

As a result of completion of the transaction, HTAL will cease to consolidate the results of the operating entity and will equity account for its interest in VHA. The results for the half year 30 June 2009 represent 5 months of the former '3' business and 1 month of an equity accounted result for VHA. Comparative figures are as previously reported.

As a result of the transaction the Company reports a \$552.0 million profit for the six months to 30 June 2009, up 746.4%. On merger completion, HTAL has recognised a profit on the disposal of its 50% interest in the '3' business of \$587.3 million. The net loss before gain on merger was \$35.3m, a \$42.3m improvement.

During the six months to 30 June 2009, strong growth in customer numbers, revenue and EBITDA continued. Total revenue increased by 19.4% to \$912.5 million and EBITDA improved 12.8%, by \$11.1 million to \$97.8 million. Revenue from non-voice services increased 45.2% to \$303.0 million, including a 41.3% increase in 3G services revenue. Non-voice services now contribute 33.8% of ARPU up from 29.0% at 30 June 2008.

Compared with the corresponding half year in 2008:

- Active customer base of 6.311 million at 30 June 2009
- Mobile Broadband subscribers grew 167.6% to 926,000 from 346,000
- Total revenue increased 19.4% to \$912.5 million
- Service revenue increased 25.6% to \$863.1 million
- Non-voice revenue increased 45.2% to \$303.0 million
- ARPU was \$62.62, including \$21.18 of ARPU from non-voice services
- EBITDA increased 12.8% to \$97.8million

---

<sup>1</sup> **Customers** reflect VHA's active services in operation at the end of the reporting period.

**Service revenue** excludes revenue from sales of devices, interest income and other income.

**3G services revenue** is revenue from Planet 3 or Vodafone Live content services and internet and data access.

**ARPU** represents rolling 12 month average service revenue per user per month at the end of the period across pre and post-paid customers.

**Mobile Broadband subscribers** represents the number of customers subscribing to either a handset data plan, mobile broadband card or modem, a data plan, or mobile web via a handset, as at the end of June.

VHA results include 5 months of the 3 business and 50% of 1 month VHA ('3' + Vodafone), the comparative period is 6 months HTAL

## Review of Operating Performance <sup>2</sup>

	Half - year			
	June 2009 <sup>3</sup>	Dec 2008	June 2008	YY change
<b>Total revenue (\$m)</b>	<b>912.5</b>	859.1	<b>764.2</b>	19.4%
<b>EBITDA (\$m)</b>	<b>97.8</b>	103.5	<b>86.7</b>	12.8%
<b>Capital expenditure (\$m)</b>	<b>105.3</b>	121.6	<b>78.6</b>	34.0%
<b>Mobile customers – ('000)</b>	<b>6,311</b>	2,036	<b>1,808</b>	249.1%
- Mobile broadband subscribers ('000)	<b>926</b>	526	<b>346</b>	167.6%
<b>Net customer growth</b>	<b>4,275</b>	228	<b>230</b>	n/a
<b>Post-paid %</b>	<b>55.5%</b>	90.6%	<b>90.7%</b>	-38.8%
<b>Pre-paid %</b>	<b>45.5%</b>	9.4%	<b>9.3%</b>	378.5%%
<b>ARPU</b>	<b>\$62.62</b>	\$66.54	<b>\$67.92</b>	-7.8%
<b>ARPU voice</b>	<b>\$41.44</b>	\$45.78	<b>\$48.25</b>	-14.1%
<b>ARPU non-voice</b>	<b>\$21.18</b>	\$20.76	<b>\$19.67</b>	7.7%
- Non-voice, non-SMS	<b>\$10.49</b>	\$10.30	<b>\$9.07</b>	15.7%
- SMS	<b>\$10.69</b>	\$10.46	<b>\$10.60</b>	0.8%
<b>Content and internet access events (millions)</b>	<b>394.9</b>	116.4	<b>82.6</b>	378.1%
<b>SMS sent (millions)</b>	<b>1,292</b>	1,047	<b>886</b>	45.8%
<b>Customer acquisition cost</b>	<b>\$193</b>	\$247	<b>\$227</b>	-15.0%

### Financial performance – key results

During the first half of 2009, the Company improved key financial results due to strong growth in customer numbers and revenue in VHA.

Total revenue, which includes voice and non-voice revenue, for the six months ended 30 June 2009 increased 19.4% on the previous corresponding period to \$912.5 million. Service revenue rose by 25.6% to \$863.1 million. ARPU reduced by 7.8% reflecting the larger base of both broadband and prepaid subscribers on lower priced plans.

The business generated a positive EBITDA result of \$97.8 million in the half year, an improvement of \$11.1 million, or 12.8%, compared with the half year ended 30 June 2008. The EBITDA result was supported by an 82.0% operating margin, up from 79.0% in the previous corresponding period.

Capital expenditure in the half-year was \$105.3 million, compared with \$78.6 million in the previous corresponding period.

<sup>2</sup> EBITDA represents service revenue less interconnect cost and running operating expenditure plus capitalised incremental direct acquisition and retention costs in accordance with AIFRS.

Customer acquisition cost represents the average direct costs, including commissions, promotional credits and handset subsidies associated with acquiring each new customer for the period.

Content and internet access events is the number of times customers access the internet or Planet 3 or Vodafone Live Content services either from a handset or a modem

<sup>3</sup> VHA results include 5 months of the 3 business and 50% of 1 month VHA ('3' + Vodafone), the comparative period is 6 months HTAL

### **Strong customer growth in aggressive market**

As at 30 June 2009, VHA's customer base was 6.31 million. During this period there was a substantial shift in the composition of the prepaid/postpaid mix from in excess of 90% postpaid to 55.5% postpaid.

Postpaid customer churn of 1.3% per month in the first half has been maintained at an industry low. Customer satisfaction levels, as measured by both internal and external surveys, continue to be strong.

### **3G services continued growth**

In the first half of 2009, strong uptake of 3G services continued, delivering a 45.2% increase in non-voice revenue to \$303.0 million. Non-voice services now contribute 33.8%, or \$21.18 of ARPU.

The number of customers accessing Planet 3, Vodafone Live and the internet reflects the strong uptake of Mobile Broadband and an increasing appetite for 3G services, in particular, open internet access.

VHA's mobile broadband offers are among the most competitive in the market. The simple offers with generous data allowances at low prices have successfully increased the take-up of Mobile Broadband in the first half of 2009.

By 30 June 2009, the number of Mobile Broadband subscribers<sup>4</sup> had grown to 926,000 up 167.6% since 31 December 2008.

### **Strengthening network assets**

Coverage has continued to improve in 2009 on both Vodafone and 3 networks. The 3GIS joint venture (with our partner, Telstra Corporation Limited) added further sites to the network bringing the total number at 30 June 2009 to 2,732 with coverage of 56% of the population. These sites have been infill sites within the existing coverage footprint.

During the six months to 30 June 2009 customers on the '3' network were provided with access for 3G roaming on parts of Telstra's 850MHz network which allows for coverage of 3G services in areas covering 96% of the population.

Following extensive network upgrades throughout 2008 and 2009, Vodafone's 3G coverage now reaches 80% of the Australian population. When the second stage of the upgrade is completed by 31 August, 2009, Vodafone 3G coverage will reach over 94% of the Australian population. The Vodafone network has a total of 3,942 sites.

---

<sup>4</sup> **Mobile Broadband subscribers** represents the number of customers subscribing to either a handset data plan, mobile broadband card or modem, a data plan, or mobile web via a handset, as at 30 June.

## Analysis of Financial Performance<sup>5 6</sup>

Summary Statement of Comprehensive Income	Half – year			Y/Y change
	June 2009	Dec 2008	June 2008	
\$million				
<b>Total revenue from continuing operations</b>	<b>912.5</b>	859.1	<b>764.2</b>	19.4%
<b>Service revenue</b>	<b>863.1</b>	780.9	<b>687.0</b>	25.6%
<b>Cost of interconnection and variable content</b>	<b>(155.4)</b>	(162.3)	<b>(144.1)</b>	7.8%
<b>Margin</b>	<b>707.7</b>	618.6	<b>542.9</b>	30.4%
<b>Margin %</b>	<b>82.0%</b>	79.2%	<b>79.0%</b>	3.0%
<b>Other direct costs of provision of telecommunications services and goods</b>	<b>(281.9)</b>	(252.6)	<b>(239.7)</b>	17.6%
<b>Net cost of devices sold</b>	<b>(187.0)</b>	(137.0)	<b>(105.0)</b>	78.1%
<b>Other Running operating expenditure</b>	<b>(163.1)</b>	(149.9)	<b>(137.3)</b>	18.8%
<b>Capitalisation of acquisition and retention costs</b>	<b>22.1</b>	24.4	<b>25.8</b>	-14.3%
<b>EBITDA</b>	<b>97.8</b>	103.5	<b>86.7</b>	12.8%

Other direct costs of providing telecommunications goods and services increased by \$42.2m as a result of increased network costs and international and domestic roaming charges due to a rapidly expanding customer base. Roaming charges were 28.3% of other direct costs of providing telecommunications goods and services.

<sup>5</sup> VHA results include 5 months of the 3 business and 50% of 1 month VHA ('3' + Vodafone), the comparative period is 6 months HTAL

<sup>6</sup> **Costs of interconnection and variable content** includes fixed line and mobile interconnect expenses plus variable content costs



## Other running operating expenditure<sup>7</sup>

\$million	Half - year			Y/Y change
	June 2009	Dec 2008	June 2008	
<b>Employee benefits expense</b>	<b>71.2</b>	64.8	<b>64.7</b>	10.0%
<b>Advertising and promotion expenses</b>	<b>29.6</b>	27.3	<b>29.6</b>	-%
<b>Other operating expenses</b>	<b>68.1</b>	62.4	<b>48.8</b>	39.5%
<b>Other income</b>	<b>(2.7)</b>	(3.4)	<b>(0.5)</b>	440.0%
<b>Share of net profits<sup>8</sup></b>	<b>(3.1)</b>	(1.2)	<b>(5.3)</b>	(41.5%)
<b>Total running operating expenditure</b>	<b>163.1</b>	149.9	<b>137.3</b>	18.8%

Expenditure on advertising and promotion was unchanged at \$29.6 million, despite a highly competitive marketplace.

Other operating expenditure including travel and accommodation, consulting and professional fees, bad debt, ACMA and USO levies, general repairs and maintenance, and office expenses increased by \$12.3 million on the corresponding half year in 2009.

### Outlook

VHA expects to show continued resilience in a challenging economy, and to sustain its position of positive revenue growth through continued subscriber growth and the increased penetration and greater usage of internet-capable 'smartphones'. VHA forecasts that the cost to acquire new customers will increase in the second half of 2009 due to aggressive competition and subsidies relating to the iPhone handsets.

During the second half of the year VHA will be focused on merging the businesses, which will include rationalising the organisation and integrating operations as we begin to realise synergies from merger. We will also be insourcing the management and retail operations of Vodafone-branded stores and expect this to drive longer term productivity improvements and cost benefits.

VHA expects to remain cash flow positive in its first full year, excluding one-off costs associated with the merger.

<sup>7</sup> VHA results include 5 months of the 3 business and 50% of 1 month VHA ('3' + Vodafone), the comparative period is 6 months HTAL

<sup>8</sup> Of jointly controlled entities and partnership accounted for using the equity method (3GIS)

## **Auditor's independence declaration**


A copy of the auditor's independence declaration as required under section 307C of the *Corporations Act 2001* is set out on page 10.

## **Rounding of amounts**

The Company is of a kind referred to in Class Order 98/100 issued by the Australian Securities and Investments Commission, relating to the "rounding off" of amounts in the Directors' report and financial report. Amounts in the Directors' report have been rounded off to the nearest thousand dollars in accordance with that Class Order.

This report is made in accordance with a resolution of the Directors.

  
\_\_\_\_\_  
Director  
11 August 2009

  
\_\_\_\_\_  
Director  
11 August 2009

**PricewaterhouseCoopers**  
**ABN 52 780 433 757**

Darling Park Tower 2  
201 Sussex Street  
GPO BOX 2650  
SYDNEY NSW 1171  
DX 77 Sydney  
Australia  
Telephone +61 2 8266 0000  
Facsimile +61 2 8266 9999  
[www.pwc.com/au](http://www.pwc.com/au)

**Auditor's Independence Declaration**

As lead auditor for the half year review of Hutchison Telecommunications (Australia) Ltd for the half year ended 30 June 2009, I declare that to the best of my knowledge and belief, there have been:

- a) no contraventions of the auditor independence requirements of the *Corporations Act 2001* in relation to the review; and
- b) no contraventions of any applicable code of professional conduct in relation to the review.

This declaration is in respect of Hutchison Telecommunications (Australia) Ltd and the entities it controlled during the period.



DJ Whale  
Partner  
PricewaterhouseCoopers

Sydney  
11 August 2009

**Hutchison Telecommunications (Australia) Limited  
Consolidated Statement of Comprehensive Income  
For the half year ended 30 June 2009**

	Notes	June 2009 <sup>9</sup> \$'000	June 2008 \$'000
<b>Revenue</b>		<b>748,779</b>	760,935
Gain on disposal arising from merger	3	587,285	-
Other income	4	1,887	465
Cost of interconnection and variable content costs		(129,512)	(144,114)
Other direct costs of provision of telecommunication services and goods		(237,578)	(239,708)
Cost of handsets sold		(185,510)	(178,551)
Employee benefits expense		(57,029)	(64,702)
Advertising and promotion expenses		(22,803)	(29,574)
Other operating expenses		(51,356)	(45,563)
Capitalisation of customer acquisition and retention costs		20,055	25,770
Depreciation and amortisation expense		(113,417)	(121,371)
Finance costs		(330)	(54,285)
Share of net (losses)/ profits of jointly controlled entities and partnership accounted for using the equity method		(8,459)	5,300
<b>Profit/ (loss) before income tax</b>		<b>552,012</b>	(85,398)
Income tax expense		-	-
<b>Profit/ (loss) for the period</b>		<b>552,012</b>	(85,398)
<b>Other comprehensive income</b>			
Changes in the fair value of cash flow hedges, net of tax		(990)	-
<b>Other comprehensive income for the period, net of tax</b>		<b>(990)</b>	-
<b>Total comprehensive income for the period attributable to members of Hutchison Telecommunications (Australia) Limited</b>		<b>551,022</b>	(85,398)
		<b>Cents</b>	<b>Cents</b>
<b>Earnings per share for profit/ (loss) from continuing operations attributable to the ordinary equity holders of the Company</b>			
Basic earnings per share		4.07	(11.33)
Diluted earnings per share		4.07	(11.33)

*The above consolidated statement of comprehensive income should be read in conjunction with the accompanying notes.*

<sup>9</sup> The results to 30 June 2009 represent 5 months consolidated results of HTAL and 1 month equity accounted result for VHA

**Hutchison Telecommunications (Australia) Limited**  
**Consolidated Statement of Financial Position**  
**As at 30 June 2009**

	Notes	June 2009 \$'000	Dec 2008 \$'000
<b>ASSETS</b>			
<b>Current Assets</b>			
Cash and cash equivalents		5,752	134,685
Trade and other receivables		23,485	351,542
Inventories		119	60,244
Derivative financial instruments		-	990
Other		1,906	44,146
<b>Total Current Assets</b>		<b>31,262</b>	<b>591,607</b>
<b>Non-Current Assets</b>			
Receivables	5	1,250,000	205,320
Investment accounted for using the equity method		1,684,916	8,535
Property, plant and equipment		2,334	1,039,648
Intangible assets		-	912,030
Other		-	2,828
<b>Total Non-Current Assets</b>		<b>2,937,250</b>	<b>2,168,361</b>
<b>Total Assets</b>		<b>2,968,512</b>	<b>2,759,968</b>
<b>LIABILITIES</b>			
<b>Current Liabilities</b>			
Payables		613,234	839,781
Borrowings		-	2,103
Other financial liabilities		890,486	1,000,000
Provisions		2,715	3,390
Other		166	4,130
<b>Total Current Liabilities</b>		<b>1,506,601</b>	<b>1,849,404</b>
<b>Non-Current Liabilities</b>			
Borrowings		-	-
Provisions		2,216	2,091
<b>Total Non-Current Liabilities</b>		<b>2,216</b>	<b>2,091</b>
<b>Total Liabilities</b>		<b>1,508,817</b>	<b>1,851,495</b>
<b>Net Assets</b>		<b>1,459,695</b>	<b>908,473</b>
<b>EQUITY</b>			
Contributed equity	6	4,204,488	4,204,488
Reserves		70,770	71,560
Accumulated losses		(2,815,563)	(3,367,575)
<b>Total Equity</b>		<b>1,459,695</b>	<b>908,473</b>

*The above consolidated statement of financial position should be read in conjunction with the accompanying notes.*

**Hutchison Telecommunications (Australia) Limited**  
**Consolidated Statement of Changes in Equity**  
**For the half year ended 30 June 2009**

	Attributable to members of Hutchison Telecommunications (Australia) Limited			
	Contributed equity \$'000	Reserves \$'000	Accumulated losses \$'000	Total equity \$'000
<b>Balance at 1 January 2008</b>	4,204,488	69,755	(3,204,473)	1,069,770
Loss for the period	-	-	(85,398)	(85,398)
<b>Total comprehensive income for the period</b>	-	-	(85,398)	(85,398)
<b>Transactions with members in their capacity as members:</b>				
Employee share options - value of employee services	-	222	-	222
<b>Subtotal</b>	-	222	-	222
<b>Balance at 30 June 2008</b>	4,204,488	69,977	(3,289,871)	984,594
<b>Balance at 1 January 2009</b>	4,204,488	71,560	(3,367,575)	908,473
Profit for the period	-	-	552,012	552,012
Changes in the fair value of cash flow hedges, net of tax	-	(990)	-	(990)
<b>Total comprehensive income for the period</b>	4,204,488	70,570	(2,815,563)	1,459,495
<b>Transactions with members in their capacity as members:</b>				
Contribution to equity, net of transaction costs	-	-	-	-
Employee share options - value of employee services	-	200	-	200
<b>Subtotal</b>	-	200	-	200
<b>Balance at 30 June 2009</b>	4,204,488	70,770	(2,815,563)	1,459,695

*The above consolidated statement of changes in equity should be read in conjunction with the accompanying notes.*

**Hutchison Telecommunications (Australia) Limited**  
**Consolidated Statement of Cash Flows**  
**For the half year ended 30 June 2009**

	June 2009 <sup>10</sup> \$'000	June 2008 \$'000
<b>Cash Flows from Operating Activities</b>		
Receipts from customers (inclusive of GST)	777,503	855,239
Payments to suppliers and employees (inclusive of GST)	<b>(622,866)</b>	<b>(575,096)</b>
	<b>154,637</b>	280,143
Interest received	11,230	2,939
Rental income	-	121
Finance costs paid	<b>(2,788)</b>	<b>(43,267)</b>
<b>Net cash inflows from operating activities</b>	<b>163,079</b>	<b>239,936</b>
<b>Cash Flows from Investing Activities</b>		
Payments for property, plant and equipment	<b>(87,174)</b>	(82,513)
Proceeds from sale of intangible assets	86,000	-
Loans from / (to) jointly controlled entities and partnership	2,160	(16,463)
Payments for intangible assets	<b>(37,530)</b>	<b>(25,771)</b>
<b>Net outflows from investing activities</b>	<b>(36,544)</b>	<b>(124,747)</b>
<b>Cash Flows from Financing Activities</b>		
Proceeds from borrowings – related parties	15,000	-
Repayment of borrowings – related parties	<b>(124,409)</b>	-
Repayment of finance lease	<b>(1,327)</b>	<b>(770)</b>
<b>Net cash outflows from financing activities</b>	<b>(110,736)</b>	<b>(770)</b>
<b>Net increase in cash and cash equivalents</b>	<b>15,799</b>	114,419
Cash and cash equivalents at 1 January	134,685	34,894
Cash disposed of with H3GA merger	<b>(144,732)</b>	-
<b>Cash and cash equivalents at 30 June</b>	<b>5,752</b>	<b>149,313</b>

*The above consolidated statement of cash flows should be read in conjunction with the accompanying notes.*

<sup>10</sup> The cash flows to 30 June 2009 represent 5 months consolidated results of HTAL and 1 month HTAL only cash flows

# Hutchison Telecommunications (Australia) Limited

## Notes to the consolidated financial statements

### For the half year ended 30 June 2009

#### 1 Basis of preparation of half-year report

This general purpose financial report for the interim half year reporting period ended 30 June 2009 has been prepared in accordance with Accounting Standard AASB 134 *Interim Financial Reporting* and the *Corporations Act 2001*.

#### Principles of consolidation

##### (i) Subsidiaries

The consolidated financial statements include the financial statements of the Company and all subsidiaries made up to 30 June 2009. Subsidiaries are all those entities (including special purpose entities) over which the Consolidated Entity has the power to govern the financial and operating policies so as to obtain benefits from their activities, generally accompanying a shareholding of more than one half of the voting rights. The existence and effect of potential voting rights that are currently exercisable or convertible are considered when assessing whether the Consolidated Entity controls another entity.

Subsidiaries are fully consolidated from the date on which control is transferred to the Consolidated Entity. They are de-consolidated from the date that control ceases.

The purchase method of accounting is used to account for the acquisition of subsidiaries by the Consolidated Entity. The cost of an acquisition is measured as the fair value of the assets given, equity instruments issued and liabilities incurred or assumed at the date of exchange, plus costs directly attributable to the acquisition. Identifiable assets acquired and liabilities and contingent liabilities assumed in a business combination are measured initially at their fair values at the acquisition date, irrespective of the extent of any minority interest. The excess of the cost of acquisition over the fair value of the Group's share of the identifiable net assets acquired is recorded as goodwill. If the cost of acquisition is less than the fair value of the net assets of the subsidiary acquired, the difference is recognised directly in the statement of comprehensive income.

The effects of all transactions between entities in the Consolidated Entity are eliminated. Accounting policies of subsidiaries have been changed where necessary to ensure consistency with the policies adopted by the Group.

##### (ii) Joint ventures

A joint venture is a contractual arrangement whereby the venturers undertake an economic activity which is subject to joint control and over which none of the participating parties has unilateral control.

##### *Jointly controlled entity*

A jointly controlled entity is a joint venture which involves the establishment of a separate entity. The Consolidated Entity's interest in the joint venture entity is accounted for in the consolidated financial statements using the equity method of accounting. Under this method the share of the profits or losses of the entity is recognised in the statement of comprehensive income, and the share of the movements in reserves is recognised in reserves in the statement of financial position.

Profits or losses on transactions establishing the joint venture entity and transactions with the joint venture are eliminated to the extent of the Consolidated Entity's ownership interest until such time as they are realised by the joint venture entity on consumption or sale, unless they relate to an unrealised loss that provides evidence of the impairment of an asset transferred.

#### Segment reporting

AASB 8, *Operating Segments*, replaces AASB 114, *Segment Reporting* with effect from 1 January 2009. AASB 8 is a disclosure standard that requires the disclosure of the Consolidated Entity's operating segments. It replaces the requirement under AASB 114 to determine primary (business) and secondary (geographical) reporting segments of the Consolidated Entity's operations. Adoption of this standard did not have any effect on the Consolidated Entity's results of operations or financial position.



## **Going concern disclosures**

As at 30 June 2009, the Consolidated Entity, has a deficiency of net current assets of \$1,475 million (2008: \$1,258 million). The Consolidated Entity has also experienced operating losses during the financial period ended on 30 June 2009. Included in the Consolidated Entity's current liabilities is an amount of \$890 million (2008: \$1,000 million) which relates to an interest free financing facility provided from the ultimate parent entity, Hutchison Whampoa Limited ("HWL"), which is repayable on demand. HWL has confirmed its current intention to provide sufficient financial support to enable the Consolidated Entity to meet its financial obligations as and when they fall due. This undertaking is provided for a minimum period of twelve months from 11 August 2009. Consequently, the directors have prepared the financial statements on a going concern basis.

This interim financial report does not include all the notes of the type normally included in an annual financial report. Accordingly, this report is to be read in conjunction with the annual report for the year ended 31 December 2008 and any public announcements made by Hutchison Telecommunications (Australia) Limited, during the interim reporting period in accordance with the continuous disclosure requirements of the *Corporations Act 2001*.

The accounting policies adopted are consistent with those of the previous financial year and corresponding interim reporting period.

## **New accounting standards and interpretations**

In the current period, the Consolidated Entity has adopted all of the new and revised standards, amendments and interpretations issued by the Australian Accounting Standards Board ("AASB") that are relevant to the Consolidated Entity's operations and mandatory for annual periods beginning 1 January 2009. The adoption of these new and revised standards, amendments and interpretations has resulted in changes to the format of the Consolidated Entity's accounts in 2009 (including revised titles for these interim accounts).

## **2 Segment information**

### **Business Segment**

The Consolidated Entity operated entirely within the telecommunications industry and is treated as one business segment.

### **Geographical Segment**

The Consolidated Entity operated entirely within Australia.

## **3 Gain on disposal arising from merger**

On 10 June 2009, the Company announced that the merger of its operating subsidiary, Hutchison 3G Australia Pty Ltd (H3GA) and Vodafone Australia Limited (VAL) had completed. As a result of the merger H3GA acquired 100% of VAL and issued shares to subsidiaries of Vodafone Group Plc resulting in the Vodafone entities holding 50% of the H3GA shares. H3GA has been renamed Vodafone Hutchison Australia Pty Limited (VHA). The interest in VHA is accounted for in the consolidated financial statements using the equity method.

Other income includes \$587,285,000 which is a gain on the disposal of 50% of the group's interest in H3GA following the merger of H3GA with Vodafone Australia Limited.

As a result of completion of the transaction, HTAL has ceased to consolidate the results and net assets of H3GA and will equity account for its interest in the Jointly Controlled Entity, VHA, on an on-going basis.

The consolidated statement of comprehensive income presented for the half year 30 June 2009 therefore represent 5 months of the former '3' business (H3GA) and 1 month of an equity accounted result for VHA. In future periods, all of the results of VHA will be reported as an equity accounted result.

The consolidated statement of financial position presented as at 30 June 2009 includes HTAL group's equity investment in VHA together with current and non-current loans from the group to VHA. The consolidated statement of financial position also includes financing of HTAL from its ultimate parent, Hutchison Whampoa Limited.

#### 4 Other income

	June 2009 \$'000	June 2008 \$'000
Net foreign exchange gains	1,812	465
Net gain on sale of non-current assets	75	-
	<u>1,887</u>	<u>465</u>

#### 5 Non-current receivables

	June 2009 \$'000	June 2008 \$'000
Trade receivables	-	35,609
Less: Provision for impairment of receivables	-	(3,503)
	-	32,106
Other receivables	-	173,214
Receivable from a jointly controlled entity	1,250,000	-
	<u>1,250,000</u>	<u>205,320</u>

#### 6 Contributed equity

The Convertible Preference Shares ("CPS") were converted into Ordinary Shares on 24 June 2009 and the Company's share capital is as follows:

	2009 Shares	2008 Shares	2009 \$'000	2008 \$'000
Ordinary Shares prior to CPS conversion	754,028,255	754,028,255	1,045,194	1,045,194
Ordinary Shares issued on conversion of CPS	12,818,480,322	-	3,159,294	-
Ordinary shares after conversion of CPS	<u>13,572,508,577</u>	<u>754,028,255</u>	<u>4,204,488</u>	<u>1,045,194</u>

#### 7 Events occurring after the reporting period

No matter or circumstance has arisen after the reporting period that has significantly affected, or may significantly affect:

- (i) the operations of the Company and Consolidated Entity's in future financial years, or
- (ii) the results of those operations in future financial years, or
- (iii) the state of affairs of the Company and Consolidated Entity's in future financial years.

**Directors' declaration**

In the Directors' opinion:

- (a) the financial statements and notes set out on pages 11 to 17 are in accordance with the *Corporations Act 2001*, including:
  - (i) complying with Accounting Standards, the *Corporations Regulations 2001* and other mandatory professional reporting requirements; and
  - (ii) giving a true and fair view of the Consolidated Entity's financial position as at 30 June 2009 and of its performance for the half-year ended on that date; and
- (b) there are reasonable grounds to believe that the Company will be able to pay its debts as and when they become due and payable.

This declaration is made in accordance with a resolution of the Directors.

  
\_\_\_\_\_  
Director  
11 August 2009

  
\_\_\_\_\_  
Director  
11 August 2009

## Hutchison Telecommunications (Australia) Limited

### Supplementary Appendix 4D information

#### NTA Backing *(Appendix 4D item 3)*

	June 2009	June 2008
Net tangible asset backing per ordinary share	\$0.11	\$0.04

#### Controlled entities acquired or disposed of *(Appendix 4D item 4)*

On 10 June 2009, the Company announced that the merger of its subsidiary, Hutchison 3G Australia Pty Limited ("H3GA"), with Vodafone Australia Limited has been completed. H3GA has been renamed Vodafone Hutchison Australia Pty Limited ("VHA").

Under that arrangement, H3GA acquired the issued capital of Vodafone Australia Limited and issued shares to subsidiaries of Vodafone Group Plc resulting in Hutchison 3G Australia Holdings Pty Limited (H3GAH) holding 50% of the issued shares of H3GA and the Vodafone Group Plc subsidiaries together holding 50% of the issued shares of H3GA. Vodafone Australia Limited is a wholly-owned subsidiary of H3GA.

#### Additional dividend/distributions information *(Appendix 4D item 5)*

Details of dividends/distributions declared or paid during or subsequent to the half year ended 30 June 2009 – N/A

#### Dividend/distribution reinvestment plans *(Appendix 4D item 6)*

N/A

#### Associates and Joint Venture entities *(Appendix 4D item 7)*

##### Jointly controlled entity

On 9 June 2009 a controlled entity, H3GA entered into a 50:50 a 50% interest in a joint venture with Vodafone Group Plc named VHA. The interest in VHA held by a controlled entity H3GAH is accounted for in the consolidated financial statements using the equity method.

The aggregate share of losses from VHA for the half year ended 30 June 2009 is \$11,284,000 (2008: \$nil). The aggregate share of profits from 3GIS for the half year ended 30 June 2009 is \$2,825,000 (2008: \$5,300,000).


Information relating to the jointly controlled entity is set-out below:

	<b>June 2009</b> <b>\$'000</b>
<b>Interest in a jointly controlled entity</b>	<u><b>1,684,916</b></u>
<b>Share of the jointly controlled entity's assets and liabilities</b>	
Current assets	433,166
Non-current assets	<u>3,045,364</u>
<b>Total assets</b>	<u><b>3,478,530</b></u>
Current liabilities	(419,502)
Non-current liabilities	<u>(1,513,431)</u>
<b>Total liabilities</b>	<u><b>(1,932,933)</b></u>
<b>Net assets</b>	<u><b>1,545,597</b></u>
<b>Share of the jointly controlled entity's revenue, expenses and results</b>	
Revenues	546,731
Expenses	<u>(558,015)</u>
<b>Loss for the period</b>	<u><b>(11,284)</b></u>
<b>Reconciliation of interest in a jointly controlled entity</b>	
Initial investment at 9 June 2009	1,556,881
Loss for the period	<u>(11,284)</u>
Net assets	1,545,597
Spectrum licence cost	1,622
Goodwill	165,321
Gain on disposal of spectrum licence from HTAL to VHA	<u>(27,624)</u>
Interest in jointly controlled entity at 30 June 2009	<u><b>1,684,916</b></u>

## Hutchison Telecommunications (Australia) Limited Compliance statement

- 1 This report has been prepared in accordance with AASB Standards, other AASB authoritative pronouncements and Urgent Issues Group Consensus Views or other standards acceptable to ASX.
- 2 This report, and the financial statements upon which the report is based (if separate), use the same accounting policies.
- 3 This report does give a true and fair view of the matters disclosed.
- 4 This report is based on \*accounts to which one of the following applies.  
(Tick one)
- |                                     |   |                                     |   |
|-------------------------------------|---|-------------------------------------|---|
| <input checked="" type="checkbox"/> | The *accounts have been audited.  | <input checked="" type="checkbox"/> | The *accounts have been subject to review.                  |
| <input type="checkbox"/>            | The *accounts are in the process of being audited or subject to review. | <input type="checkbox"/>            | The *accounts have <i>not</i> yet been audited or reviewed. |
- 5 The audit review by the auditor is attached.
- 6 The entity has a formally constituted audit committee.


Sign here:

  
.....  
(Director)

Date: 11 August 2009

Print name:

Canning Fok

  
.....  
(Director)

Date: 11 August 2009

Print name : Frank Sixt

## Independent auditor's review report to the members of Hutchison Telecommunications (Australia) Limited

### Report on the Half-Year Financial Report

We have reviewed the accompanying half-year financial statements of Hutchison Telecommunications (Australia) Limited, which comprise the statement of financial position as at 30 June 2009, the statement of comprehensive income, statement of changes in equity and statement of cash flows for the half-year ended on that date, other selected explanatory notes and the directors' declaration for Hutchison Telecommunications (Australia) Limited (the consolidated entity). The consolidated entity comprises both Hutchison Telecommunications (Australia) Limited (the company) and the entities it controlled during that half-year.

#### *Directors' responsibility for the half-year financial report*

The directors of the company are responsible for the preparation and fair presentation of the half-year financial report in accordance with Australian Accounting Standards (including the Australian Accounting Interpretations) and the *Corporations Act 2001*. This responsibility includes establishing and maintaining internal control relevant to the preparation and fair presentation of the half-year financial report that is free from material misstatement, whether due to fraud or error; selecting and applying appropriate accounting policies; and making accounting estimates that are reasonable in the circumstances.

#### *Auditor's responsibility*

Our responsibility is to express a conclusion on the half-year financial report based on our review. We conducted our review in accordance with Auditing Standard on Review Engagements ASRE 2410 *Review of an Interim Financial Report Performed by the Independent Auditor of the Entity*, in order to state whether, on the basis of the procedures described, we have become aware of any matter that makes us believe that the financial report is not in accordance with the *Corporations Act 2001* including: giving a true and fair view of the consolidated entity's financial position as at 30 June 2009 and its performance for the half-year ended on that date; and complying with Accounting Standard AASB 134 *Interim Financial Reporting* and the *Corporations Regulations 2001*. As the auditor of Hutchison Telecommunications (Australia) Limited, ASRE 2410 requires that we comply with the ethical requirements relevant to the audit of the annual financial report.

A review of a half-year financial report consists of making enquiries, primarily of persons responsible for financial and accounting matters, and applying analytical and other review procedures. It also includes reading the other information included with the financial report to determine whether it contains any material inconsistencies with the financial report. A review is substantially less in scope than an audit conducted in accordance with Australian Auditing Standards and consequently does not enable us to obtain assurance that we would become aware of all significant matters that might be identified in an audit. Accordingly, we do not express an audit opinion.

While we considered the effectiveness of management's internal controls over financial reporting when determining the nature and extent of our procedures, our review was not designed to provide assurance on internal controls.

Our review did not involve an analysis of the prudence of business decisions made by directors or management.

*Independence*

In conducting our review, we have complied with the independence requirements of the *Corporations Act 2001*.

*Conclusion*

Based on our review, which is not an audit, we have not become aware of any matter that makes us believe that the half-year financial report of Hutchison Telecommunications (Australia) Limited is not in accordance with the *Corporations Act 2001* including:

- (a) giving a true and fair view of the consolidated entity's financial position as at 30 June 2009 and of its performance for the half-year ended on that date; and
- (b) complying with Accounting Standard AASB 134 *Interim Financial Reporting* and *Corporations Regulations 2001*.



PricewaterhouseCoopers



DJ Whale  
Partner

Sydney  
11 August 2009



**Hutchison Telecommunications  
(Australia) Limited**

ABN 15 003 677 227  
Building A, 207 Pacific Highway  
St Leonards NSW 2065  
Tel: 02 9964 4646  
Fax: 02 9964 4668  
[www.hutchison.com.au](http://www.hutchison.com.au)



**Media Release**

**HTA free cash flow positive and completes merger**

**Profit for 1H09 of \$552.0 million  
Total Customer Service Revenue up 25.6%  
926,000 Mobile Broadband Subscribers**

**Sydney, 11 August 2009:** Hutchison Telecommunications (Australia) Limited (ASX: HTA) today announced a \$552.0 million net profit for the six months to 30 June 2009. Today's results reflect the completion of the merger transaction with 5 months of actual results of the 3 business and 1 month of an equity accounted result for Vodafone Hutchison Australia (VHA).

HTA has achieved double-digit growth in revenue and EBITDA. Total revenue increased by 19.4% to \$912.5 million and EBITDA improved by 12.8% or \$11.1 million to \$97.8 million.

VHA has continued to achieve strong growth in customer numbers. After the merger, the active customer base now stands at 6.31 million customers, 55.5% of whom are post-paid customers.

In the first half of 2009, VHA continued to generate strong uptake of 3G services, delivering a 45.2% increase in non-voice revenue to \$303.0 million. Non-voice services now contribute 33.8% or \$21.18 per month in ARPU.

"VHA was free cash flow positive for the first half of 2009 and will remain so for its first full year, excluding one-off costs associated with the merger," said Nigel Dews, CEO of Vodafone Hutchison Australia. "We are particularly pleased with our growth in mobile broadband subscriptions and we see great potential for growth in this area."

“We are making good progress with all integration work required to create the new Vodafone Hutchison Australia business,” said Dews. “Most importantly, the merger gives VHA the scale to compete more effectively in the Australian market. During the next half year and beyond, we’ll fully integrate the businesses to achieve the maximum possible benefits for our customers and shareholders.”

#### **Financial highlights\*:**

- Profit for first half (1H 2009) of \$552.0 million
  - Net loss (before gain on merger) of \$35.3 million, which represents a \$42.3 million improvement
  - Gain on merger of \$587.3 million
- Free cash flow positive in 1H09
- Total revenue of \$912.5 million, up 19.4% or \$148.3 million
- Total customer service revenue of \$863.1 million, up 25.6% or \$176.1 million
- EBITDA was \$97.8 million, which is an increase of \$11.1 million
- Running operating expenditure per subscriber down 21.6%

#### **Operating highlights:**

- Merger with Vodafone Australia effective from 9 June 2009 to form Vodafone Hutchison Australia (VHA)
- 6,311,000 active customers at 31 June 2009
  - Net addition of 4,275,000 customers, which includes customers acquired following the merger with Vodafone
- Merger rebalanced customer mix with active base standing at 55.5% postpaid customers
- Postpaid churn remains low at 1.3%
- 926,000 Mobile Broadband subscribers, up 167.6%
- Average monthly margin up 30.5% from \$90.4 million to \$118.0 million
- Average Cost to Acquire Customers (CAC) down from \$227 to \$193

- Ends -

#### **For more information, contact:**

Greg Spears  
Head of PR & Corporate Communications, VHA  
+61 (0)406 315 014  
[greg.spears@vodafone.com](mailto:greg.spears@vodafone.com)

Edwina Elliott  
Corporate & Business PR Manager, VHA  
+61 (0)412 431 635  
[eelliott@hutchison.com.au](mailto:eelliott@hutchison.com.au)

\*Unless otherwise stated, all % and \$ increases are on the prior corresponding period, HTAL Half Year 2008.

**HTAL** = results for HTAL the Company

**HTAL Share** = results for 5 months of the consolidated 3 business and 50% of June combined VHA (3 & Vodafone)

**VHA** = results are 100% of the underlying operating entity

**Mobile Broadband subscribers** = Mobile Broadband cards, USB Modems, data plans, Mobile Internet plans and phones used as a modem